



Supercup Männer



Event Statistics

Spiele

26.08.2023 Partie	Zuschauer	in %	Resultat	Dauer
13:30 SV Wiler-Ersigen - Floorball Köniz	551	31.56	5 : 4 nP	02:04:00
19:30 GC Zürich - HC Rychenberg Winterthur	521	29.84	3 : 8	01:54:00
Tagesschnitt	536	61.40		

27.08.2023 Partie	Zuschauer	in %	Resultat	Dauer
19:00 SV Wiler-Ersigen - HC Rychenberg Winterthur	674	38.60	8 : 7 nP	02:25:00
Tagesschnitt	674	38.60		
Eventschnitt	582			

Event Statistics

Team Statistik	Spiele	Schüsse				Tore		Bullies			Strafen		
Team	gespielt	Total	auf's Tor	% auf's Tor	Effizienz (%)	erzielt	in %	Total	gewonnen	in %	Total (min)	in %	Total (Min eff)
Floorball Köniz	1	60	23	38.33	17.39	4	12.12	15	7	46.67	2	11.11	00:02:00
GC Zürich	1	47	14	29.79	21.43	3	9.09	14	7	50.00	4	22.22	00:04:00
HC Rychenberg Winterthur	2	103	45	43.69	33.33	15	45.45	34	12	35.29	4	22.22	00:02:50
SV Wiler-Ersigen	2	102	40	39.22	27.50	11	33.33	31	18	58.06	8	44.44	00:05:36
		312	122	39.10	27.05	33		94			18		

Event Statistics

SV Wiler-Ersigen



	Tore erzielt	Tore erhalten	Strafminuten
Teamübersicht	11	11	8

Spieler/in	Spiele		Plus/Minus				Schüsse				Tore			Bullies			Strafen	
	gespielt	+	-	Bilanz	+ in %	- in %	Total	auf's Tor	% auf's Tor	Effizienz (%)	erzielt	Assists	in %	Total	gewonnen	in %	Total (min)	in %
79 Wahlgren Max	2	6	2	4	54.55	18.18	9	3	33.33	66.67	2	3	18.18	8	4	50.00	0	0.00
16 Wyss Yannis	2	8	4	4	72.73	36.36	12	6	50.00	50.00	3	1	27.27	0	0	0.00	2	25.00
94 Louis Marco	2	5	4	1	45.45	36.36	11	6	54.55	33.33	2	0	18.18	3	2	66.67	0	0.00
9 Sikora Radek	2	3	3	0	27.27	27.27	5	1	20.00	100.00	1	1	9.09	0	0	0.00	0	0.00
71 Bürki Jan	2	8	3	5	72.73	27.27	11	4	36.36	25.00	1	1	9.09	0	0	0.00	0	0.00
14 Laubscher Simon	2	3	3	0	27.27	27.27	10	2	20.00	0.00	0	2	0.00	8	4	50.00	0	0.00
11 Persici Gianluca	2	6	5	1	54.55	45.45	4	3	75.00	33.33	1	0	9.09	2	1	50.00	0	0.00
73 Hollenstein Andrin	2	2	6	-4	18.18	54.55	6	3	50.00	33.33	1	0	9.09	0	0	0.00	2	25.00
4 Dudovic Michal	2	7	3	4	63.64	27.27	11	3	27.27	0.00	0	1	0.00	0	0	0.00	0	0.00
2 Weibel Lars	1	0	0	0	0.00	0.00	0	0	0.00	0.00	0	0	0.00	0	0	0.00	0	0.00
3 Martinjas Jamie	2	0	0	0	0.00	0.00	0	0	0.00	0.00	0	0	0.00	0	0	0.00	0	0.00
6 Tambini Amelio	1	2	2	0	18.18	18.18	1	0	0.00	0.00	0	0	0.00	0	0	0.00	0	0.00
8 Siegenthaler Noah	2	1	6	-5	9.09	54.55	0	0	0.00	0.00	0	0	0.00	9	7	77.78	0	0.00
20 Von Arx Timo	2	0	1	-1	0.00	9.09	3	0	0.00	0.00	0	0	0.00	0	0	0.00	0	0.00
24 Döbeli Tim	2	1	2	-1	9.09	18.18	1	0	0.00	0.00	0	0	0.00	0	0	0.00	0	0.00
26 Moser Lukas	1	0	0	0	0.00	0.00	1	0	0.00	0.00	0	0	0.00	0	0	0.00	0	0.00
36 Ziehli Jan	1	0	3	-3	0.00	27.27	2	0	0.00	0.00	0	0	0.00	0	0	0.00	0	0.00
44 Vogt Marc-André	2	1	1	0	9.09	9.09	1	1	100.00	0.00	0	0	0.00	0	0	0.00	2	25.00
52 Mühlemann Gian	2	0	1	-1	0.00	9.09	1	0	0.00	0.00	0	0	0.00	0	0	0.00	0	0.00
77 Känzig Deny	2	0	0	0	0.00	0.00	5	2	40.00	0.00	0	0	0.00	0	0	0.00	0	0.00
81 Affolter Philipp	2	1	5	-4	9.09	45.45	7	5	71.43	0.00	0	0	0.00	1	0	0.00	0	0.00
91 Pylsy Joonas	2	0	0	0	0.00	0.00	0	0	0.00	0.00	0	0	0.00	0	0	0.00	0	0.00
							101	39	38.61	28.21				31	18	58.06	6	

Event Statistics



SV Wiler-Ersigen

bar	0	0.00 %	bar	0	0.00 %	bar	0	0.00 %
blocked	0	0.00 %	blocked	1	10.00 %	missed	0	0.00 %
on goal	0	0.00 %	missed	2	20.00 %	blocked	1	50.00 %
missed	1	100.00 %	on goal	7	70.00 %	on goal	1	50.00 %
Shots	1	0.98 %	Shots	10	9.80 %	Shots	2	1.96 %
Scores	0	0.00 %	Scores	5	45.45 %	Scores	0	0.00 %

bar	0	0.00 %	bar	0	0.00 %	bar	0	0.00 %
missed	3	13.04 %	on goal	4	22.22 %	on goal	5	25.00 %
blocked	5	21.74 %	missed	5	27.78 %	missed	6	30.00 %
on goal	15	65.22 %	blocked	9	50.00 %	blocked	9	45.00 %
Shots	23	22.55 %	Shots	18	17.65 %	Shots	20	19.61 %
Scores	2	18.18 %	Scores	2	18.18 %	Scores	1	9.09 %

bar	0	0.00 %	bar	0	0.00 %	bar	0	0.00 %
blocked	2	33.33 %	on goal	2	14.29 %	blocked	1	12.50 %
missed	2	33.33 %	missed	4	28.57 %	missed	3	37.50 %
on goal	2	33.33 %	blocked	8	57.14 %	on goal	4	50.00 %
Shots	6	5.88 %	Shots	14	13.73 %	Shots	8	7.84 %
Scores	1	9.09 %	Scores	0	0.00 %	Scores	0	0.00 %

Total on Goal	0	Total on Goal	7	Total on Goal	1
Total Shots	1	Total Shots	10	Total Shots	2
Total Scores	0	Total Scores	5	Total Scores	0
Precision	0.00 %	Precision	70.00 %	Precision	50.00 %
Efficiency	NaN	Efficiency	71.43 %	Efficiency	0.00 %

Total on Goal	15	Total on Goal	4	Total on Goal	5
Total Shots	23	Total Shots	18	Total Shots	20
Total Scores	2	Total Scores	2	Total Scores	1
Precision	65.22 %	Precision	22.22 %	Precision	25.00 %
Efficiency	13.33 %	Efficiency	50.00 %	Efficiency	20.00 %

Total on Goal	2	Total on Goal	2	Total on Goal	4
Total Shots	6	Total Shots	14	Total Shots	8
Total Scores	1	Total Scores	0	Total Scores	0
Precision	33.33 %	Precision	14.29 %	Precision	50.00 %
Efficiency	50.00 %	Efficiency	0.00 %	Efficiency	0.00 %

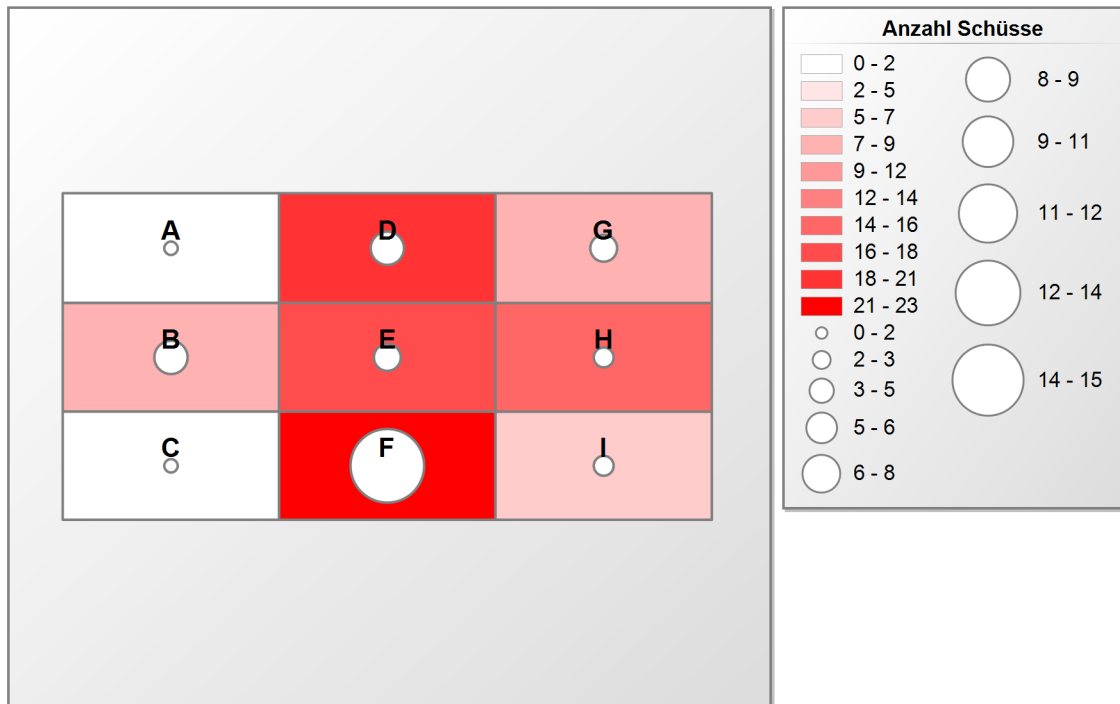
bar	0	0.00 %
missed	26	25.49 %
blocked	36	35.29 %
on goal	40	39.22 %
Shots	102	
Scores	11	

Total on Goal	40
Total Shots	102
Total Scores	11
Precision	39.22 %
Efficiency	27.50 %

Event Statistics



Schussverteilung und Schüsse auf's Tor



Zone (Fields)	A	B	C	D	E	F	G	H	I	Total
Total	2	9	1	20	18	23	8	14	6	101
on Goal (Circles)	1	6	0	5	4	15	4	2	2	39

Event Statistics

Floorball Köniz



	Tore erzielt	Tore erhalten	Strafminuten
Teamübersicht	4	4	2

Spieler/in	Spiele		Plus/Minus				Schüsse				Tore			Bullies			Strafen	
	gespielt	+	-	Bilanz	+ in %	- in %	Total	auf's Tor	% auf's Tor	Effizienz (%)	erzielt	Assists	in %	Total	gewonnen	in %	Total (min)	in %
34 Michel Pascal	1	2	2	0	50.00	50.00	8	1	12.50	0.00	0	2	0.00	0	0	0.00	0	0.00
81 Ruh Yann	1	2	2	0	50.00	50.00	6	1	16.67	100.00	1	0	25.00	1	0	0.00	0	0.00
93 Engel Manuel	1	1	2	-1	25.00	50.00	5	1	20.00	100.00	1	0	25.00	4	3	75.00	0	0.00
61 Zaugg Jan	1	2	2	0	50.00	50.00	6	2	33.33	50.00	1	0	25.00	1	0	0.00	0	0.00
21 Hermle David	1	1	0	1	25.00	0.00	4	3	75.00	33.33	1	0	25.00	2	0	0.00	0	0.00
4 Gerber Mike	1	1	1	0	25.00	25.00	5	4	80.00	0.00	0	1	0.00	0	0	0.00	2	100.00
2 Siegenthaler Noël	1	1	1	0	25.00	25.00	2	0	0.00	0.00	0	0	0.00	0	0	0.00	0	0.00
7 Tringaniello Leon	1	1	0	1	25.00	0.00	2	1	50.00	0.00	0	0	0.00	0	0	0.00	0	0.00
8 Lehosuo Otto	1	0	1	-1	0.00	25.00	1	0	0.00	0.00	0	0	0.00	0	0	0.00	0	0.00
10 Abrahamsson Felix	1	0	0	0	0.00	0.00	0	0	0.00	0.00	0	0	0.00	0	0	0.00	0	0.00
17 Blomqvist Jonathan	1	2	2	0	50.00	50.00	6	2	33.33	0.00	0	0	0.00	5	3	60.00	0	0.00
19 Bühler Alexander	1	1	1	0	25.00	25.00	3	1	33.33	0.00	0	0	0.00	1	0	0.00	0	0.00
33 Graf Luca	1	1	1	0	25.00	25.00	1	1	100.00	0.00	0	0	0.00	1	1	100.00	0	0.00
35 Herzog Dominic	1	2	2	0	50.00	50.00	1	1	100.00	0.00	0	0	0.00	0	0	0.00	0	0.00
36 Ciurea Antoine	1	1	0	1	25.00	0.00	2	1	50.00	0.00	0	0	0.00	0	0	0.00	0	0.00
37 Burren Vinz	1	0	0	0	0.00	0.00	0	0	0.00	0.00	0	0	0.00	0	0	0.00	0	0.00
39 Biner Maurin	1	0	0	0	0.00	0.00	0	0	0.00	0.00	0	0	0.00	0	0	0.00	0	0.00
41 Nikles Tizian	1	0	0	0	0.00	0.00	0	0	0.00	0.00	0	0	0.00	0	0	0.00	0	0.00
51 Willfratt Raúl	1	1	2	-1	25.00	50.00	7	4	57.14	0.00	0	0	0.00	0	0	0.00	0	0.00
70 Poffet Samuel	1	1	1	0	25.00	25.00	1	0	0.00	0.00	0	0	0.00	0	0	0.00	0	0.00
							60	23	38.33	17.39				15	7	46.67	2	

Event Statistics



Floorball Köniz

bar	0	0.00 %	blocked	0	0.00 %	bar	0	0.00 %
blocked	0	0.00 %	bar	1	14.29 %	blocked	0	0.00 %
on goal	0	0.00 %	missed	1	14.29 %	missed	0	0.00 %
missed	2	100.00 %	on goal	5	71.43 %	on goal	1	100.00 %
Shots	2	3.33 %	Shots	7	11.67 %	Shots	1	1.67 %
Scores	0	0.00 %	Scores	1	25.00 %	Scores	0	0.00 %

bar	0	0.00 %	bar	1	7.14 %	bar	0	0.00 %
missed	3	23.08 %	blocked	3	21.43 %	blocked	3	23.08 %
blocked	5	38.46 %	missed	5	35.71 %	missed	4	30.77 %
on goal	5	38.46 %	on goal	5	35.71 %	on goal	6	46.15 %
Shots	13	21.67 %	Shots	14	23.33 %	Shots	13	21.67 %
Scores	1	25.00 %	Scores	2	50.00 %	Scores	0	0.00 %

bar	0	0.00 %	bar	0	0.00 %	bar	0	0.00 %
missed	0	0.00 %	missed	0	0.00 %	missed	1	16.67 %
on goal	0	0.00 %	on goal	0	0.00 %	on goal	1	16.67 %
blocked	2	100.00 %	blocked	2	100.00 %	blocked	4	66.67 %
Shots	2	3.33 %	Shots	2	3.33 %	Shots	6	10.00 %
Scores	0	0.00 %	Scores	0	0.00 %	Scores	0	0.00 %

bar	2	3.33 %
missed	16	26.67 %
blocked	19	31.67 %
on goal	23	38.33 %
Shots	60	
Scores	4	

Total on Goal	0	Total on Goal	5	Total on Goal	1
Total Shots	2	Total Shots	7	Total Shots	1
Total Scores	0	Total Scores	1	Total Scores	0
Precision	0.00 %	Precision	71.43 %	Precision	100.00 %
Efficiency	NaN	Efficiency	20.00 %	Efficiency	0.00 %

Total on Goal	5	Total on Goal	5	Total on Goal	6
Total Shots	13	Total Shots	14	Total Shots	13
Total Scores	1	Total Scores	2	Total Scores	0
Precision	38.46 %	Precision	35.71 %	Precision	46.15 %
Efficiency	20.00 %	Efficiency	40.00 %	Efficiency	0.00 %

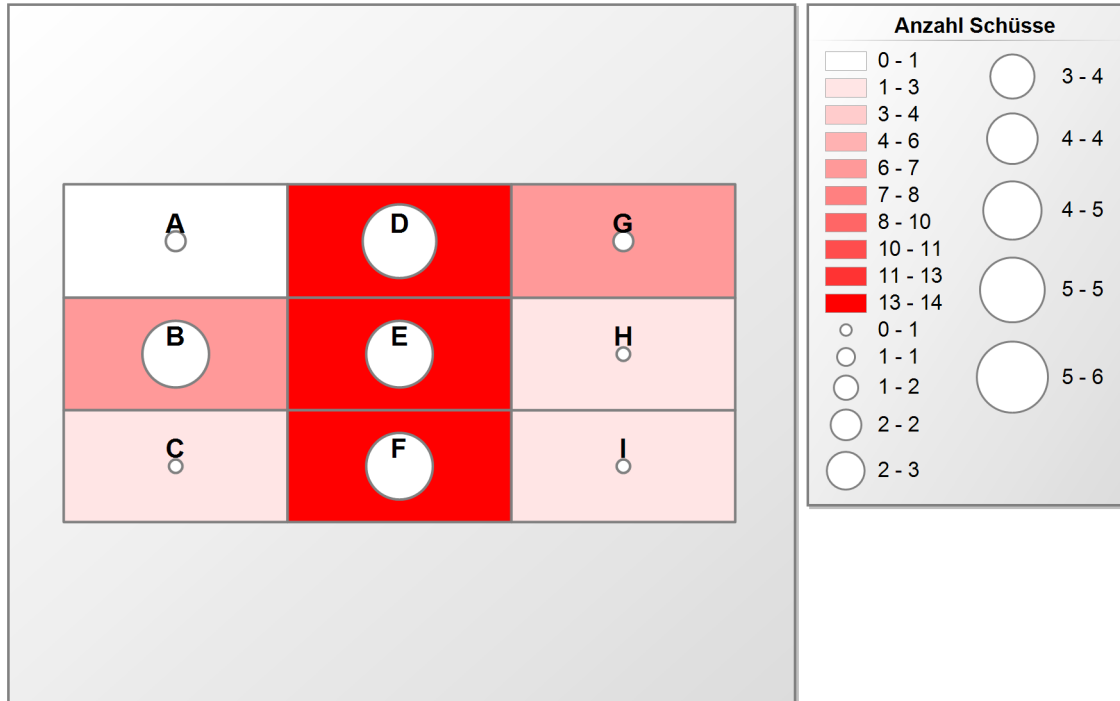
Total on Goal	0	Total on Goal	0	Total on Goal	1
Total Shots	2	Total Shots	2	Total Shots	6
Total Scores	0	Total Scores	0	Total Scores	0
Precision	0.00 %	Precision	0.00 %	Precision	16.67 %
Efficiency	NaN	Efficiency	NaN	Efficiency	0.00 %

Total on Goal	23
Total Shots	60
Total Scores	4
Precision	38.33 %
Efficiency	17.39 %

Event Statistics



Schussverteilung und Schüsse auf's Tor



Zone (Fields)	A	B	C	D	E	F	G	H	I	Total
Total	1	7	2	13	14	13	6	2	2	60
on Goal (Circles)	1	5	0	6	5	5	1	0	0	23

Event Statistics

GC Zürich



	Tore erzielt	Tore erhalten	Strafminuten
Teamübersicht	3	8	4

Spieler/in	Spiele		Plus/Minus				Schüsse				Tore			Bullies			Strafen	
	gespielt	+	-	Bilanz	+ in %	- in %	Total	auf's Tor	% auf's Tor	Effizienz (%)	erzielt	Assists	in %	Total	gewonnen	in %	Total (min)	in %
2 Hasenböhler Dylan	1	1	1	0	33.33	12.50	1	1	100.00	100.00	1	0	33.33	0	0	0.00	0	0.00
40 Seiler Noël	1	2	7	-5	66.67	87.50	9	3	33.33	33.33	1	0	33.33	0	0	0.00	0	0.00
13 Bier Kay	1	3	7	-4	100.00	87.50	3	0	0.00	0.00	0	1	0.00	0	0	0.00	2	50.00
50 Seiler Elia	1	2	7	-5	66.67	87.50	8	4	50.00	0.00	0	1	0.00	4	1	25.00	0	0.00
3 Alliata Alessandro	1	0	0	0	0.00	0.00	0	0	0.00	0.00	0	0	0.00	0	0	0.00	0	0.00
7 Stäubli Timon	1	1	0	1	33.33	0.00	4	1	25.00	0.00	0	0	0.00	0	0	0.00	0	0.00
10 Reidy Benjamin	1	0	0	0	0.00	0.00	0	0	0.00	0.00	0	0	0.00	0	0	0.00	0	0.00
18 Schaffner Tobias	1	0	0	0	0.00	0.00	0	0	0.00	0.00	0	0	0.00	0	0	0.00	0	0.00
21 Riedi Paolo	1	1	5	-4	33.33	62.50	3	0	0.00	0.00	0	0	0.00	0	0	0.00	0	0.00
23 Göldi Fabrice	1	1	3	-2	33.33	37.50	4	1	25.00	0.00	0	0	0.00	3	2	66.67	2	50.00
29 Wenk Florian	1	1	0	1	33.33	0.00	3	1	33.33	0.00	0	0	0.00	3	1	33.33	0	0.00
32 Dürler David	1	1	5	-4	33.33	62.50	3	0	0.00	0.00	0	0	0.00	2	1	50.00	0	0.00
65 Nussle Tim	1	1	0	1	33.33	0.00	1	0	0.00	0.00	0	0	0.00	1	1	100.00	0	0.00
71 Spinas Jan	1	0	0	0	0.00	0.00	0	0	0.00	0.00	0	0	0.00	0	0	0.00	0	0.00
72 Kunz Andri	1	0	0	0	0.00	0.00	1	0	0.00	0.00	0	0	0.00	0	0	0.00	0	0.00
90 Cavelti Sandro	1	1	3	-2	33.33	37.50	4	2	50.00	0.00	0	0	0.00	0	0	0.00	0	0.00
91 Frei Maxim	1	1	3	-2	33.33	37.50	1	0	0.00	0.00	0	0	0.00	0	0	0.00	0	0.00
93 Mühlebach Noah	1	0	0	0	0.00	0.00	1	0	0.00	0.00	0	0	0.00	0	0	0.00	0	0.00
94 Flisch Gian-Luca	1	0	0	0	0.00	0.00	1	1	100.00	0.00	0	0	0.00	1	1	100.00	0	0.00
95 Rügger Joel	1	0	0	0	0.00	0.00	0	0	0.00	0.00	0	0	0.00	0	0	0.00	0	0.00
							47	14	29.79	14.29				14	7	50.00	4	

Event Statistics



GC Zürich

bar	0	0.00 %	bar	0	0.00 %	bar	0	0.00 %
blocked	0	0.00 %	blocked	2	22.22 %	blocked	0	0.00 %
missed	0	0.00 %	on goal	3	33.33 %	missed	0	0.00 %
on goal	0	0.00 %	missed	4	44.44 %	on goal	1	100.00 %
Shots	0	0.00 %	Shots	9	19.15 %	Shots	1	2.13 %
Scores	0	0.00 %	Scores	0	0.00 %	Scores	1	33.33 %

bar	0	0.00 %	bar	0	0.00 %	bar	0	0.00 %
blocked	1	11.11 %	on goal	1	6.25 %	on goal	0	0.00 %
missed	3	33.33 %	missed	3	18.75 %	blocked	1	50.00 %
on goal	5	55.56 %	blocked	12	75.00 %	missed	1	50.00 %
Shots	9	19.15 %	Shots	16	34.04 %	Shots	2	4.26 %
Scores	0	0.00 %	Scores	0	0.00 %	Scores	0	0.00 %

bar	0	0.00 %	bar	0	0.00 %	bar	0	0.00 %
blocked	0	0.00 %	missed	2	28.57 %	blocked	0	0.00 %
missed	1	50.00 %	on goal	2	28.57 %	missed	0	0.00 %
on goal	1	50.00 %	blocked	3	42.86 %	on goal	1	100.00 %
Shots	2	4.26 %	Shots	7	14.89 %	Shots	1	2.13 %
Scores	1	33.33 %	Scores	1	33.33 %	Scores	0	0.00 %

bar	0	0.00 %
missed	14	29.79 %
on goal	14	29.79 %
blocked	19	40.43 %
Shots	47	
Scores	3	

Total on Goal	0	Total on Goal	3	Total on Goal	1
Total Shots	0	Total Shots	9	Total Shots	1
Total Scores	0	Total Scores	0	Total Scores	1
Precision	NaN	Precision	33.33 %	Precision	100.00 %
Efficiency	NaN	Efficiency	0.00 %	Efficiency	100.00 %

Total on Goal	5	Total on Goal	1	Total on Goal	0
Total Shots	9	Total Shots	16	Total Shots	2
Total Scores	0	Total Scores	0	Total Scores	0
Precision	55.56 %	Precision	6.25 %	Precision	0.00 %
Efficiency	0.00 %	Efficiency	0.00 %	Efficiency	NaN

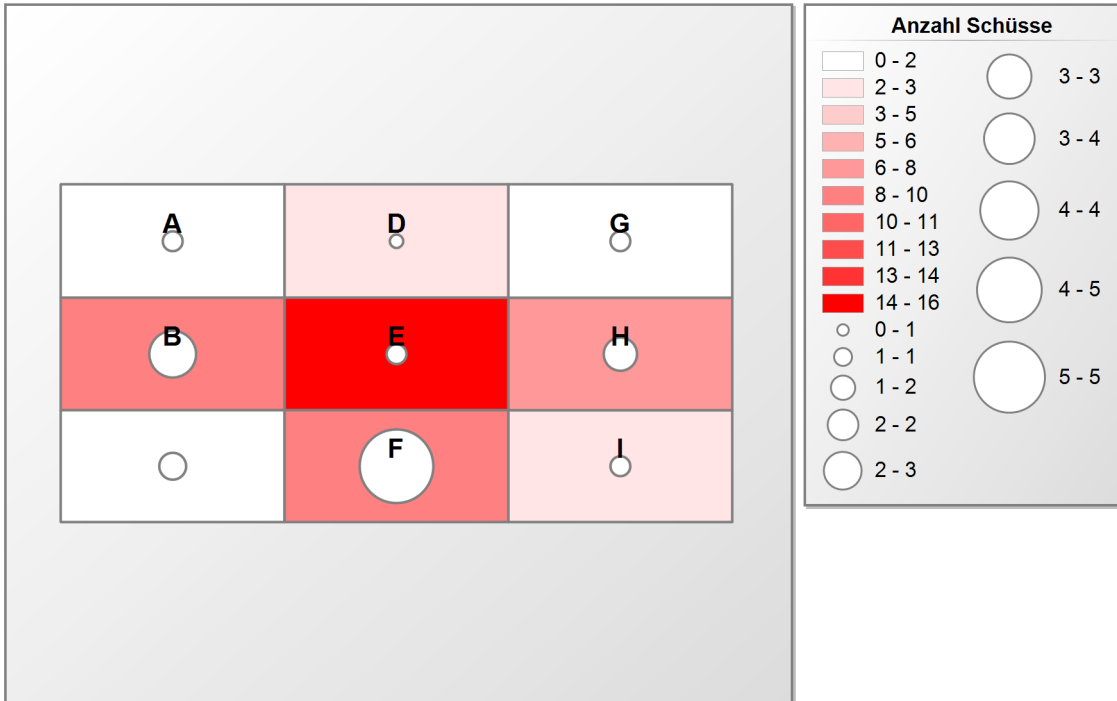
Total on Goal	1	Total on Goal	2	Total on Goal	1
Total Shots	2	Total Shots	7	Total Shots	1
Total Scores	1	Total Scores	1	Total Scores	0
Precision	50.00 %	Precision	28.57 %	Precision	100.00 %
Efficiency	100.00 %	Efficiency	50.00 %	Efficiency	0.00 %

Total on Goal	14
Total Shots	47
Total Scores	3
Precision	29.79 %
Efficiency	21.43 %

Event Statistics



Schussverteilung und Schüsse auf's Tor



Zone (Fields)	A	B	D	E	F	G	H	I	Total
Total	1	9	2	16	9	1	7	2	47
on Goal (Circles)	1	3	0	1	5	1	2	1	14

Event Statistics

HC Rychenberg Winterthur



	Tore erzielt	Tore erhalten	Strafminuten
Teamübersicht	15	10	4

Spieler/in	Spiele		Plus/Minus				Schüsse				Tore			Bullies			Strafen		
	gespielt		+	-	Bilanz	+ in %	- in %	Total	auf's Tor	% auf's Tor	Effizienz (%)	erzielt	Assists	in %	Total	gewonnen	in %	Total (min)	in %
20 Nilsson Jonathan	2		8	5	3	53.33	50.00	13	8	61.54	62.50	5	2	33.33	0	0	0.00	2	50.00
7 Conrad Levin	2		7	3	4	46.67	30.00	18	8	44.44	25.00	2	3	13.33	10	4	40.00	0	0.00
61 Mutter Nico	2		5	4	1	33.33	40.00	13	5	38.46	60.00	3	0	20.00	0	0	0.00	0	0.00
13 Mutter Claudio	2		8	3	5	53.33	30.00	4	1	25.00	100.00	1	2	6.67	12	4	33.33	0	0.00
10 Lindgjerdet Markus	2		7	3	4	46.67	30.00	6	4	66.67	25.00	1	1	6.67	1	0	0.00	2	50.00
19 Püntener Noah	2		7	2	5	46.67	20.00	12	8	66.67	12.50	1	1	6.67	1	0	0.00	0	0.00
4 Conrad Nils	2		7	5	2	46.67	50.00	7	2	28.57	0.00	0	2	0.00	1	0	0.00	0	0.00
11 Kern Pascal	2		2	2	0	13.33	20.00	1	1	100.00	0.00	0	2	0.00	7	3	42.86	0	0.00
2 Bischofberger Nicola	2		7	3	4	46.67	30.00	5	2	40.00	50.00	1	0	6.67	0	0	0.00	0	0.00
22 Wöcke Michel	2		1	3	-2	6.67	30.00	8	3	37.50	33.33	1	0	6.67	2	1	50.00	0	0.00
9 Oesch Kimo	2		5	1	4	33.33	10.00	4	1	25.00	0.00	0	1	0.00	0	0	0.00	0	0.00
5 Larsson Johan	2		6	4	2	40.00	40.00	3	0	0.00	0.00	0	0	0.00	0	0	0.00	0	0.00
6 Gutknecht Sämi	2		3	4	-1	20.00	40.00	1	1	100.00	0.00	0	0	0.00	0	0	0.00	0	0.00
8 Graf Flavio	2		0	1	-1	0.00	10.00	3	0	0.00	0.00	0	0	0.00	0	0	0.00	0	0.00
15 Matt Manuel	2		0	0	0	0.00	0.00	0	0	0.00	0.00	0	0	0.00	0	0	0.00	0	0.00
21 Rutz Niklas	1		1	1	0	6.67	10.00	1	0	0.00	0.00	0	0	0.00	0	0	0.00	0	0.00
24 Hocevar Damian	2		0	0	0	0.00	0.00	0	0	0.00	0.00	0	0	0.00	0	0	0.00	0	0.00
91 Graf Timo	2		1	2	-1	6.67	20.00	4	1	25.00	0.00	0	0	0.00	0	0	0.00	0	0.00
								103	45	43.69	33.33				34	12	35.29	4	

Event Statistics



HC Rychenberg Winterthur

bar	0	0.00 %	bar	0	0.00 %	bar	0	0.00 %
blocked	0	0.00 %	blocked	1	5.26 %	blocked	0	0.00 %
missed	0	0.00 %	missed	6	31.58 %	missed	0	0.00 %
on goal	0	0.00 %	on goal	12	63.16 %	on goal	3	100.00 %
Shots	0	0.00 %	Shots	19	18.45 %	Shots	3	2.91 %
Scores	0	0.00 %	Scores	8	50.00 %	Scores	0	0.00 %

bar	0	0.00 %	bar	0	0.00 %	bar	0	0.00 %
blocked	3	18.75 %	blocked	8	24.24 %	blocked	6	28.57 %
missed	6	37.50 %	missed	10	30.30 %	on goal	7	33.33 %
on goal	7	43.75 %	on goal	15	45.45 %	missed	8	38.10 %
Shots	16	15.53 %	Shots	33	32.04 %	Shots	21	20.39 %
Scores	3	18.75 %	Scores	5	31.25 %	Scores	0	0.00 %

bar	0	0.00 %	bar	0	0.00 %	bar	0	0.00 %
missed	0	0.00 %	missed	1	20.00 %	on goal	0	0.00 %
on goal	0	0.00 %	on goal	1	20.00 %	missed	2	40.00 %
blocked	1	100.00 %	blocked	3	60.00 %	blocked	3	60.00 %
Shots	1	0.97 %	Shots	5	4.85 %	Shots	5	4.85 %
Scores	0	0.00 %	Scores	0	0.00 %	Scores	0	0.00 %

bar	0	0.00 %
blocked	25	24.27 %
missed	33	32.04 %
on goal	45	43.69 %
Shots	103	
Scores	16	

Total on Goal	0	Total on Goal	12	Total on Goal	3
Total Shots	0	Total Shots	19	Total Shots	3
Total Scores	0	Total Scores	8	Total Scores	0
Precision	NaN	Precision	63.16 %	Precision	100.00 %
Efficiency	NaN	Efficiency	66.67 %	Efficiency	0.00 %

Total on Goal	7	Total on Goal	15	Total on Goal	7
Total Shots	16	Total Shots	33	Total Shots	21
Total Scores	3	Total Scores	5	Total Scores	0
Precision	43.75 %	Precision	45.45 %	Precision	33.33 %
Efficiency	42.86 %	Efficiency	33.33 %	Efficiency	0.00 %

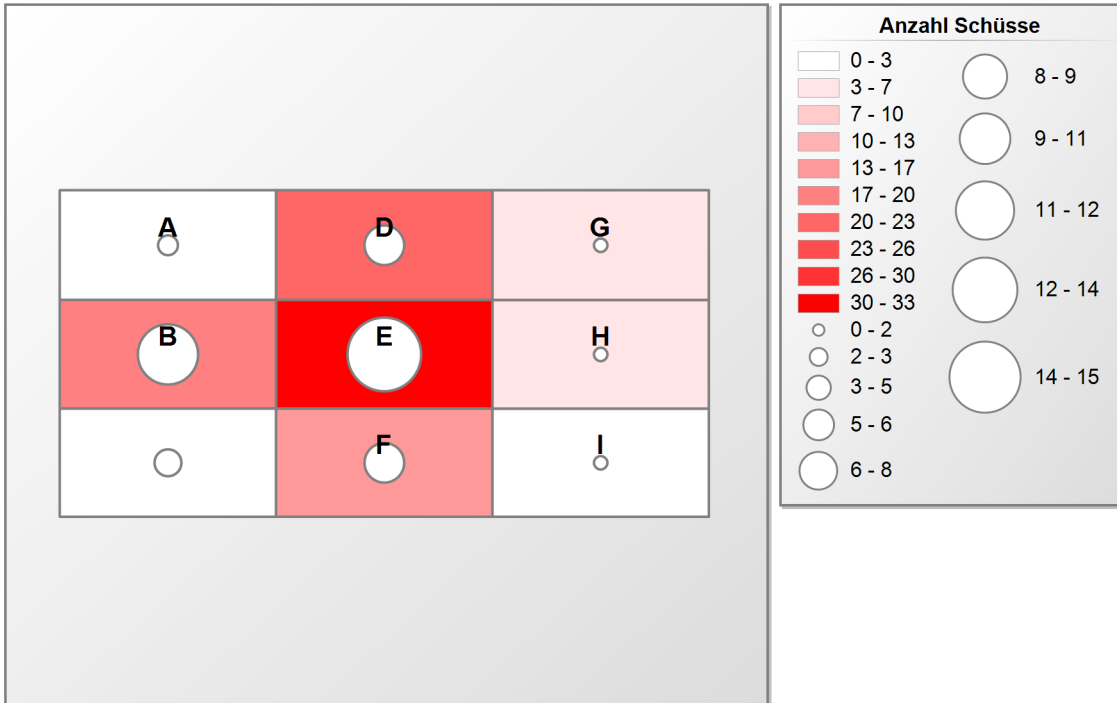
Total on Goal	0	Total on Goal	1	Total on Goal	0
Total Shots	1	Total Shots	5	Total Shots	5
Total Scores	0	Total Scores	0	Total Scores	0
Precision	0.00 %	Precision	20.00 %	Precision	0.00 %
Efficiency	NaN	Efficiency	0.00 %	Efficiency	NaN

Total on Goal	45
Total Shots	103
Total Scores	16
Precision	43.69 %
Efficiency	35.56 %

Event Statistics



Schussverteilung und Schüsse auf's Tor



Zone (Fields)	A	B	D	E	F	G	H	I	Total
Total	3	19	21	33	16	5	5	1	103
on Goal (Circles)	3	12	7	15	7	0	1	0	45

Event Statistics

Spieler Statistik			Spiele gespielt	Schüsse				Tore			Scorer Punkte		Bullies			Strafen	
Spieler/in	Team	Total		auf's Tor	% auf's Tor	Effizienz (%)	erzielt	Assists	in %	Total	Pkt./Spiel	Total	gewonnen	in %	Total (min)	in %	
1.	Nilsson Jonathan (20)	HCR	2	13	8	61.54	62.50	5	2	15.15	7	3.50	0	0	0.00	2	11.11
2.	Wahlgren Max (79)	SVWE	2	9	3	33.33	66.67	2	3	6.06	5	2.50	8	4	50.00	0	0.00
3.	Conrad Levin (7)	HCR	2	18	8	44.44	25.00	2	3	6.06	5	2.50	10	4	40.00	0	0.00
4.	Wyss Yannis (16)	SVWE	2	12	6	50.00	50.00	3	1	9.09	4	2.00	0	0	0.00	2	11.11
5.	Mutter Nico (61)	HCR	2	13	5	38.46	60.00	3	0	9.09	3	1.50	0	0	0.00	0	0.00
6.	Mutter Claudio (13)	HCR	2	4	1	25.00	100.00	1	2	3.03	3	1.50	12	4	33.33	0	0.00
7.	Louis Marco (94)	SVWE	2	11	6	54.55	33.33	2	0	6.06	2	1.00	3	2	66.67	0	0.00
8.	Michel Pascal (34)	FBK	1	8	1	12.50	0.00	0	2	0.00	2	2.00	0	0	0.00	0	0.00
9.	Sikora Radek (9)	SVWE	2	5	1	20.00	100.00	1	1	3.03	2	1.00	0	0	0.00	0	0.00
10.	Lindgjerdet Markus (10)	HCR	2	6	4	66.67	25.00	1	1	3.03	2	1.00	1	0	0.00	2	11.11
11.	Bürki Jan (71)	SVWE	2	11	4	36.36	25.00	1	1	3.03	2	1.00	0	0	0.00	0	0.00
12.	Püntener Noah (19)	HCR	2	12	8	66.67	12.50	1	1	3.03	2	1.00	1	0	0.00	0	0.00
13.	Conrad Nils (4)	HCR	2	7	2	28.57	0.00	0	2	0.00	2	1.00	1	0	0.00	0	0.00
14.	Kern Pascal (11)	HCR	2	1	1	100.00	0.00	0	2	0.00	2	1.00	7	3	42.86	0	0.00
15.	Laubscher Simon (14)	SVWE	2	10	2	20.00	0.00	0	2	0.00	2	1.00	8	4	50.00	0	0.00
16.	Ruh Yann (81)	FBK	1	6	1	16.67	100.00	1	0	3.03	1	1.00	1	0	0.00	0	0.00
17.	Engel Manuel (93)	FBK	1	5	1	20.00	100.00	1	0	3.03	1	1.00	4	3	75.00	0	0.00
18.	Hasenböhler Dylan (2)	GC	1	1	1	100.00	100.00	1	0	3.03	1	1.00	0	0	0.00	0	0.00
19.	Zaugg Jan (61)	FBK	1	6	2	33.33	50.00	1	0	3.03	1	1.00	1	0	0.00	0	0.00
20.	Bischofberger Nicola (2)	HCR	2	5	2	40.00	50.00	1	0	3.03	1	0.50	0	0	0.00	0	0.00
21.	Hermle David (21)	FBK	1	4	3	75.00	33.33	1	0	3.03	1	1.00	2	0	0.00	0	0.00
22.	Seiler Noël (40)	GC	1	9	3	33.33	33.33	1	0	3.03	1	1.00	0	0	0.00	0	0.00
23.	Wöcke Michel (22)	HCR	2	8	3	37.50	33.33	1	0	3.03	1	0.50	2	1	50.00	0	0.00
24.	Persici Gianluca (11)	SVWE	2	4	3	75.00	33.33	1	0	3.03	1	0.50	2	1	50.00	0	0.00
25.	Hollenstein Andrin (73)	SVWE	2	6	3	50.00	33.33	1	0	3.03	1	0.50	0	0	0.00	2	11.11
26.	Gerber Mike (4)	FBK	1	5	4	80.00	0.00	0	1	0.00	1	1.00	0	0	0.00	2	11.11
27.	Bier Kay (13)	GC	1	3	0	0.00	0.00	0	1	0.00	1	1.00	0	0	0.00	2	11.11
28.	Seiler Elia (50)	GC	1	8	4	50.00	0.00	0	1	0.00	1	1.00	4	1	25.00	0	0.00
29.	Oesch Kimo (9)	HCR	2	4	1	25.00	0.00	0	1	0.00	1	0.50	0	0	0.00	0	0.00
30.	Dudovic Michal (4)	SVWE	2	11	3	27.27	0.00	0	1	0.00	1	0.50	0	0	0.00	0	0.00
31.	Siegenthaler Noël (2)	FBK	1	2	0	0.00	0.00	0	0	0.00	0	0.00	0	0	0.00	0	0.00

Event Statistics

Spieler Statistik			Spiele	Schüsse				Tore			Scorer Punkte		Bullies			Strafen	
	Spieler/in	Team	gespielt	Total	auf's Tor	% auf's Tor	Effizienz (%)	erzielt	Assists	in %	Total	Pkt./Spiel	Total	gewonnen	in %	Total (min)	in %
32.	Tringaniello Leon (7)	FBK	1	2	1	50.00	0.00	0	0	0.00	0	0.00	0	0	0.00	0	0.00
33.	Lehkosuo Otto (8)	FBK	1	1	0	0.00	0.00	0	0	0.00	0	0.00	0	0	0.00	0	0.00
34.	Abrahamsson Felix (10)	FBK	1	0	0	0.00	0.00	0	0	0.00	0	0.00	0	0	0.00	0	0.00
35.	Blomqvist Jonathan (17)	FBK	1	6	2	33.33	0.00	0	0	0.00	0	0.00	5	3	60.00	0	0.00
36.	Bühler Alexander (19)	FBK	1	3	1	33.33	0.00	0	0	0.00	0	0.00	1	0	0.00	0	0.00
37.	Graf Luca (33)	FBK	1	1	1	100.00	0.00	0	0	0.00	0	0.00	1	1	100.00	0	0.00
38.	Herzog Dominic (35)	FBK	1	1	1	100.00	0.00	0	0	0.00	0	0.00	0	0	0.00	0	0.00
39.	Ciurea Antoine (36)	FBK	1	2	1	50.00	0.00	0	0	0.00	0	0.00	0	0	0.00	0	0.00
40.	Burren Vinz (37)	FBK	1	0	0	0.00	0.00	0	0	0.00	0	0.00	0	0	0.00	0	0.00
41.	Biner Maurin (39)	FBK	1	0	0	0.00	0.00	0	0	0.00	0	0.00	0	0	0.00	0	0.00
42.	Nikles Tizian (41)	FBK	1	0	0	0.00	0.00	0	0	0.00	0	0.00	0	0	0.00	0	0.00
43.	Willfratt Raúl (51)	FBK	1	7	4	57.14	0.00	0	0	0.00	0	0.00	0	0	0.00	0	0.00
44.	Poffet Samuel (70)	FBK	1	1	0	0.00	0.00	0	0	0.00	0	0.00	0	0	0.00	0	0.00
45.	Alliata Alessandro (3)	GC	1	0	0	0.00	0.00	0	0	0.00	0	0.00	0	0	0.00	0	0.00
46.	Stäubli Timon (7)	GC	1	4	1	25.00	0.00	0	0	0.00	0	0.00	0	0	0.00	0	0.00
47.	Reidy Benjamin (10)	GC	1	0	0	0.00	0.00	0	0	0.00	0	0.00	0	0	0.00	0	0.00
48.	Schaffner Tobias (18)	GC	1	0	0	0.00	0.00	0	0	0.00	0	0.00	0	0	0.00	0	0.00
49.	Riedi Paolo (21)	GC	1	3	0	0.00	0.00	0	0	0.00	0	0.00	0	0	0.00	0	0.00
50.	Göldi Fabrice (23)	GC	1	4	1	25.00	0.00	0	0	0.00	0	0.00	3	2	66.67	2	11.11
51.	Wenk Florian (29)	GC	1	3	1	33.33	0.00	0	0	0.00	0	0.00	3	1	33.33	0	0.00
52.	Dürler David (32)	GC	1	3	0	0.00	0.00	0	0	0.00	0	0.00	2	1	50.00	0	0.00
53.	Nussle Tim (65)	GC	1	1	0	0.00	0.00	0	0	0.00	0	0.00	1	1	100.00	0	0.00
54.	Spinas Jan (71)	GC	1	0	0	0.00	0.00	0	0	0.00	0	0.00	0	0	0.00	0	0.00
55.	Kunz Andri (72)	GC	1	1	0	0.00	0.00	0	0	0.00	0	0.00	0	0	0.00	0	0.00
56.	Cavelti Sandro (90)	GC	1	4	2	50.00	0.00	0	0	0.00	0	0.00	0	0	0.00	0	0.00
57.	Frei Maxim (91)	GC	1	1	0	0.00	0.00	0	0	0.00	0	0.00	0	0	0.00	0	0.00
58.	Mühlebach Noah (93)	GC	1	1	0	0.00	0.00	0	0	0.00	0	0.00	0	0	0.00	0	0.00
59.	Flisch Gian-Luca (94)	GC	1	1	1	100.00	0.00	0	0	0.00	0	0.00	1	1	100.00	0	0.00
60.	Rüegger Joel (95)	GC	1	0	0	0.00	0.00	0	0	0.00	0	0.00	0	0	0.00	0	0.00
61.	Larsson Johan (5)	HCR	2	3	0	0.00	0.00	0	0	0.00	0	0.00	0	0	0.00	0	0.00
62.	Gutknecht Sämi (6)	HCR	2	1	1	100.00	0.00	0	0	0.00	0	0.00	0	0	0.00	0	0.00

Event Statistics

Spieler Statistik			Spiele	Schüsse				Tore			Scorer Punkte		Bullies			Strafen	
	Spieler/in	Team	gespielt	Total	auf's Tor	% auf's Tor	Effizienz (%)	erzielt	Assists	in %	Total	Pkt./Spiel	Total	gewonnen	in %	Total (min)	in %
63.	Graf Flavio (8)	HCR	2	3	0	0.00	0.00	0	0	0.00	0	0.00	0	0	0.00	0	0.00
64.	Matt Manuel (15)	HCR	2	0	0	0.00	0.00	0	0	0.00	0	0.00	0	0	0.00	0	0.00
65.	Rutz Niklas (21)	HCR	1	1	0	0.00	0.00	0	0	0.00	0	0.00	0	0	0.00	0	0.00
66.	Hocevar Damian (24)	HCR	2	0	0	0.00	0.00	0	0	0.00	0	0.00	0	0	0.00	0	0.00
67.	Graf Timo (91)	HCR	2	4	1	25.00	0.00	0	0	0.00	0	0.00	0	0	0.00	0	0.00
68.	Weibel Lars (2)	SVWE	1	0	0	0.00	0.00	0	0	0.00	0	0.00	0	0	0.00	0	0.00
69.	Martinjas Jamie (3)	SVWE	2	0	0	0.00	0.00	0	0	0.00	0	0.00	0	0	0.00	0	0.00
70.	Tambini Amelio (6)	SVWE	1	1	0	0.00	0.00	0	0	0.00	0	0.00	0	0	0.00	0	0.00
71.	Siegenthaler Noah (8)	SVWE	2	0	0	0.00	0.00	0	0	0.00	0	0.00	9	7	77.78	0	0.00
72.	Von Arx Timo (20)	SVWE	2	3	0	0.00	0.00	0	0	0.00	0	0.00	0	0	0.00	0	0.00
73.	Döbeli Tim (24)	SVWE	2	1	0	0.00	0.00	0	0	0.00	0	0.00	0	0	0.00	0	0.00
74.	Moser Lukas (26)	SVWE	1	1	0	0.00	0.00	0	0	0.00	0	0.00	0	0	0.00	0	0.00
75.	Ziehli Jan (36)	SVWE	1	2	0	0.00	0.00	0	0	0.00	0	0.00	0	0	0.00	0	0.00
76.	Vogt Marc-André (44)	SVWE	2	1	1	100.00	0.00	0	0	0.00	0	0.00	0	0	0.00	2	11.11
77.	Mühlemann Gian (52)	SVWE	2	1	0	0.00	0.00	0	0	0.00	0	0.00	0	0	0.00	0	0.00
78.	Känzig Deny (77)	SVWE	2	5	2	40.00	0.00	0	0	0.00	0	0.00	0	0	0.00	0	0.00
79.	Affolter Philipp (81)	SVWE	2	7	5	71.43	0.00	0	0	0.00	0	0.00	1	0	0.00	0	0.00
80.	Pylysy Joonas (91)	SVWE	2	0	0	0.00	0.00	0	0	0.00	0	0.00	0	0	0.00	0	0.00
			311	121	38.91	26.45		32					94			16	

Sortierung:

1. Scorer Punkte
2. Score Punkte pro Spiel
3. Geschossene Tore
4. Effizienz

Event Statistics

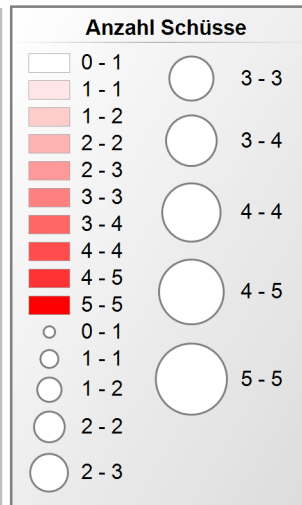
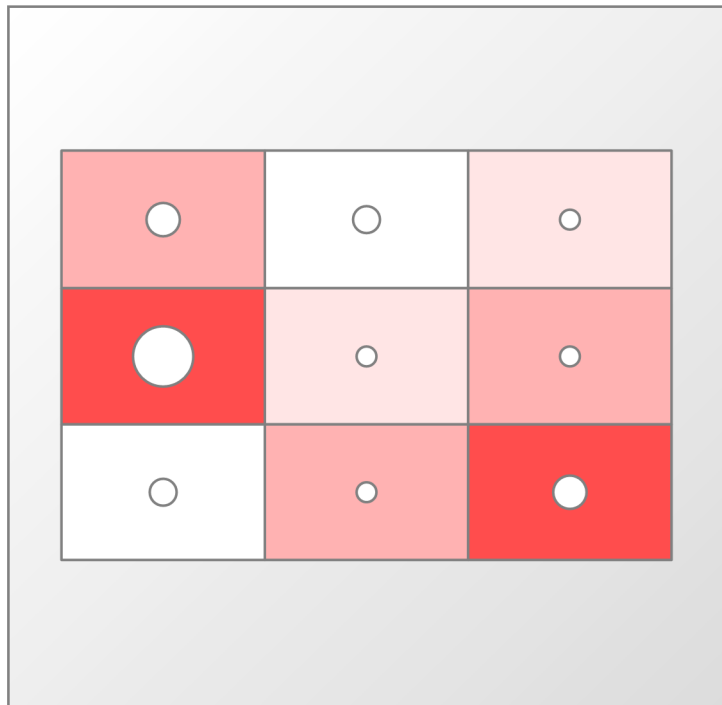
			Abwehr					Tor erhalten											
		Total	Fuss/Beine	Hand/Arm	Körper	Maske	Total		hinterm Tor	keine Reaktion	Überspielt	Umspielt	verpasst	Verschiebung	zwischen Beine	Total	Total	Saves	Saves in %
75 Tim Kramer			2	4	4	2	12				1		1	2		4	16	12	75.00
38 Luca Locher	1	1	7	11	7	2	27	1		1	2	1		4		9	37	28	75.68
1 Yanick Flury			9	5	7	0	21	0	0	1	4	1	1	1	0	8	29	21	72.41
1 Cyril Haldemann			3	7	6	0	16	0	0	0	5	1	0	1	0	7	23	16	69.57
89 Mateo Fiechter			2	4	2		8				1			3		4	12	8	66.67
54 Nicolas Schüpbach			0	0	0	0	0	0	0	0	0	0	0	0	0	0	0	0	0.00
Total	1	1	23	31	26	4	84	1	0	2	13	3	2	11	0	32	117	85	72.65

Event Statistics

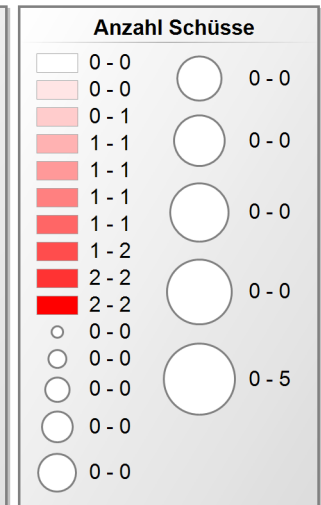
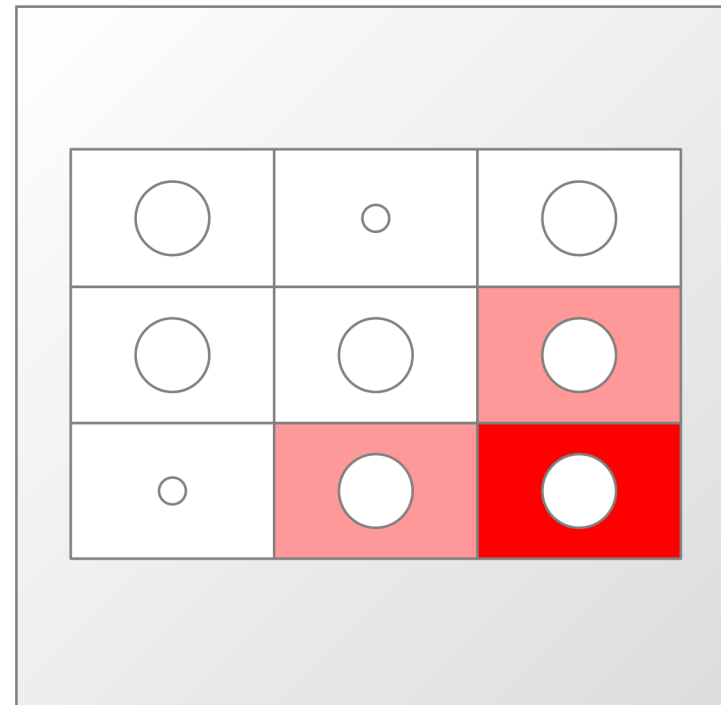


	Abwehr					Tor erhalten				Total	Saves	Saves in %
	Fuss/Beine	Hand/Arm	Körper	Maske	Total	Überspielt	verpasst	Verschiebung	Total			
75 Tim Kramer	2	4	4	2	12	1	1	2	4	16	12	75.00
Total	2	4	4	2	12	1	1	2	4	16	12	75.00

Schüsse und Saves



Erhaltene Tore und Schüsse

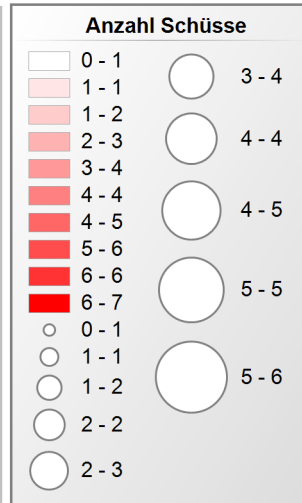
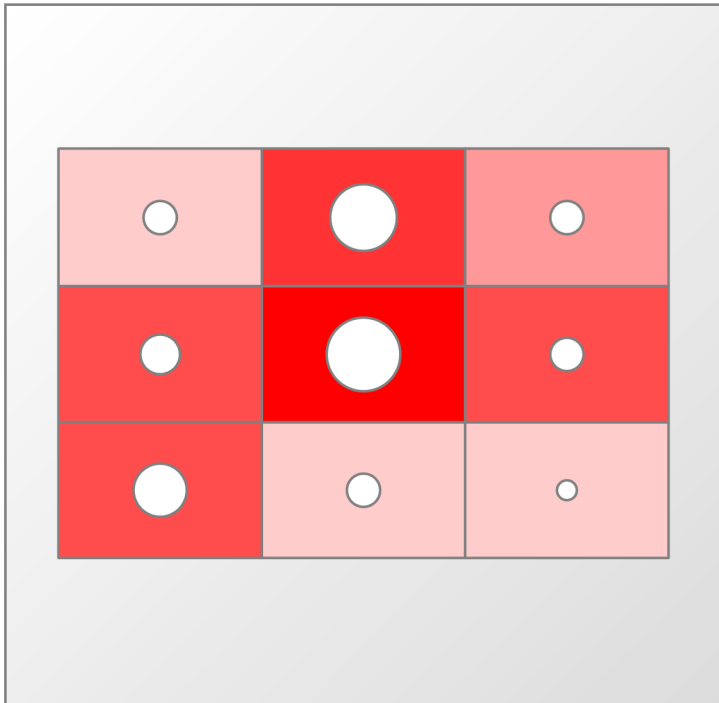


Event Statistics

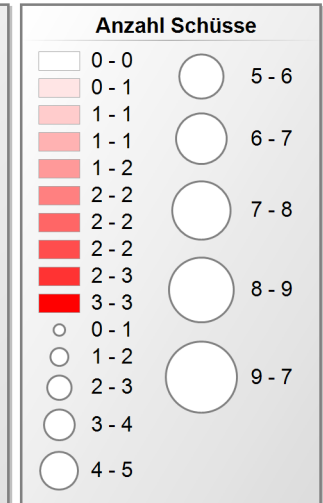
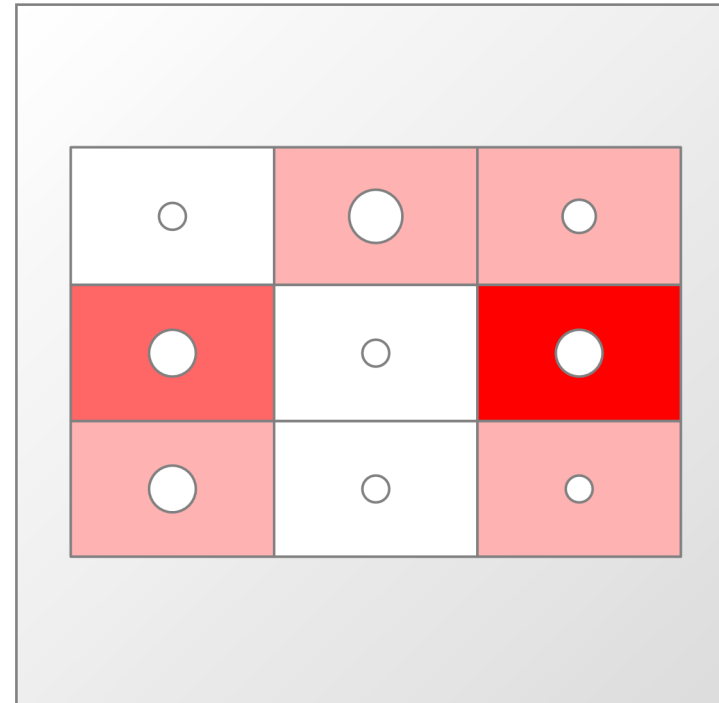


			Abwehr					Tor erhalten					Total	Saves	Saves in %	
		Total	Fuss/Beine	Hand/Arm	Körper	Maske	Total	keine Reaktion	Überspielt	Umspielt	Verschiebung	Total				
38 Luca Locher	1	1	7	11	7	2	27	1	1	2	1	4	9	37	28	75.68
Total	1	1	7	11	7	2	27	1	1	2	1	4	9	37	28	75.68

Schüsse und Saves



Erhaltene Tore und Schüsse

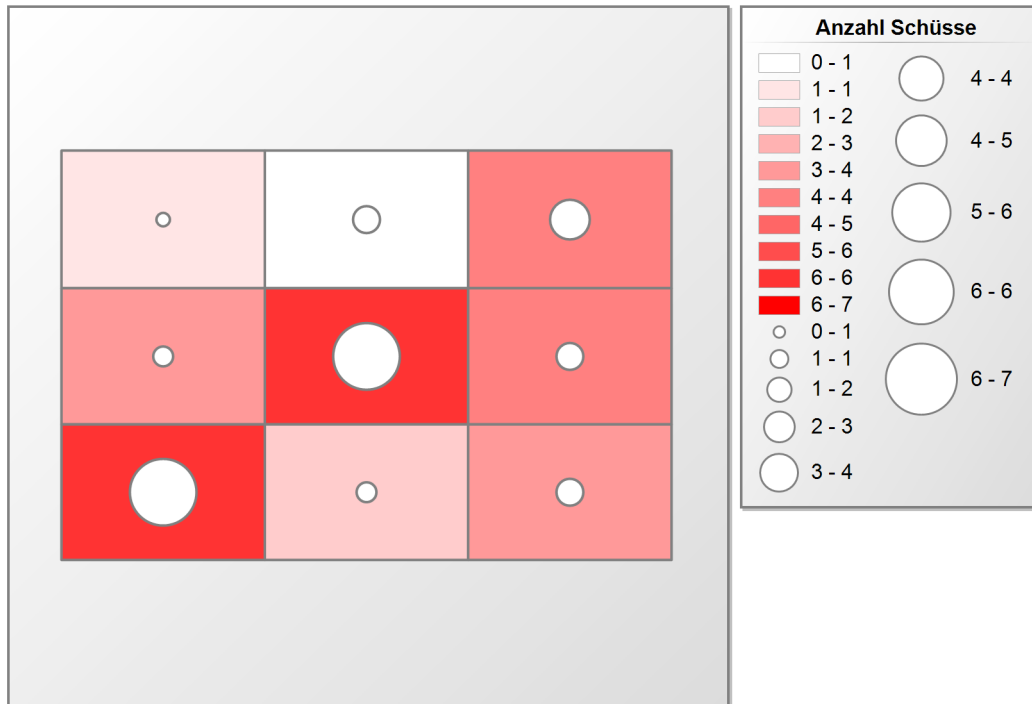


Event Statistics

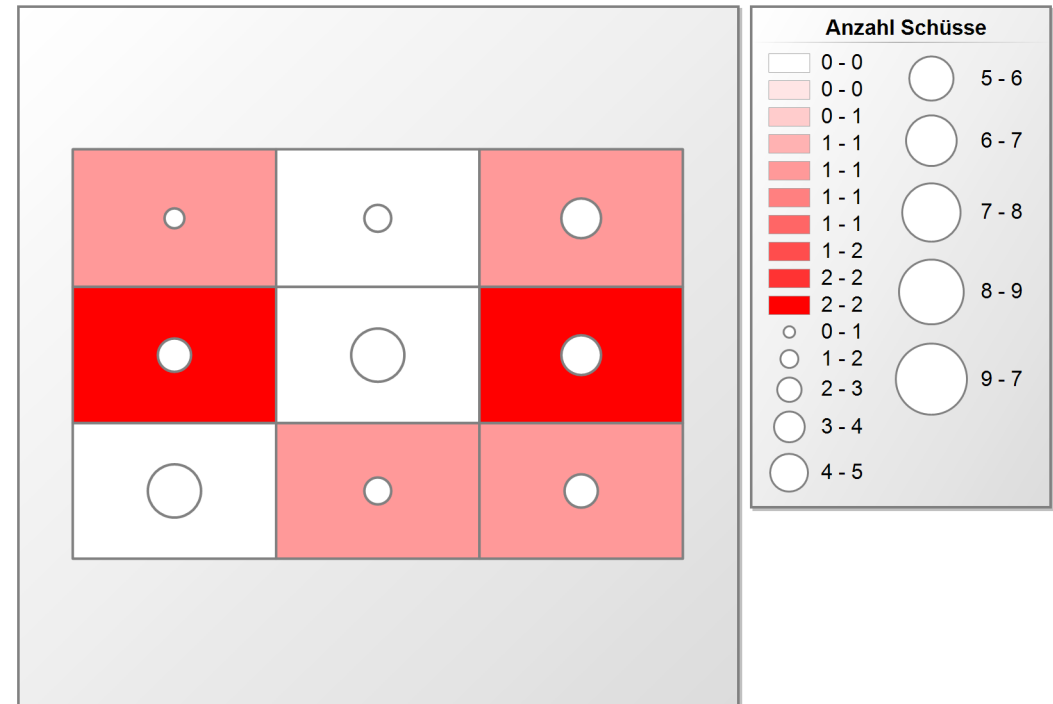


	Abwehr				Tor erhalten					Total	Saves	Saves in %	
	Fuss/Beine	Hand/Arm	Körper	Total	keine Reaktion	Überspielt	Umspielt	verpasst	Verschiebung				Total
1 Yanick Flury	9	5	7	21	1	4	1	1	1	8	29	21	72.41
Total	9	5	7	21	1	4	1	1	1	8	29	21	72.41

Schüsse und Saves



Erhaltene Tore und Schüsse

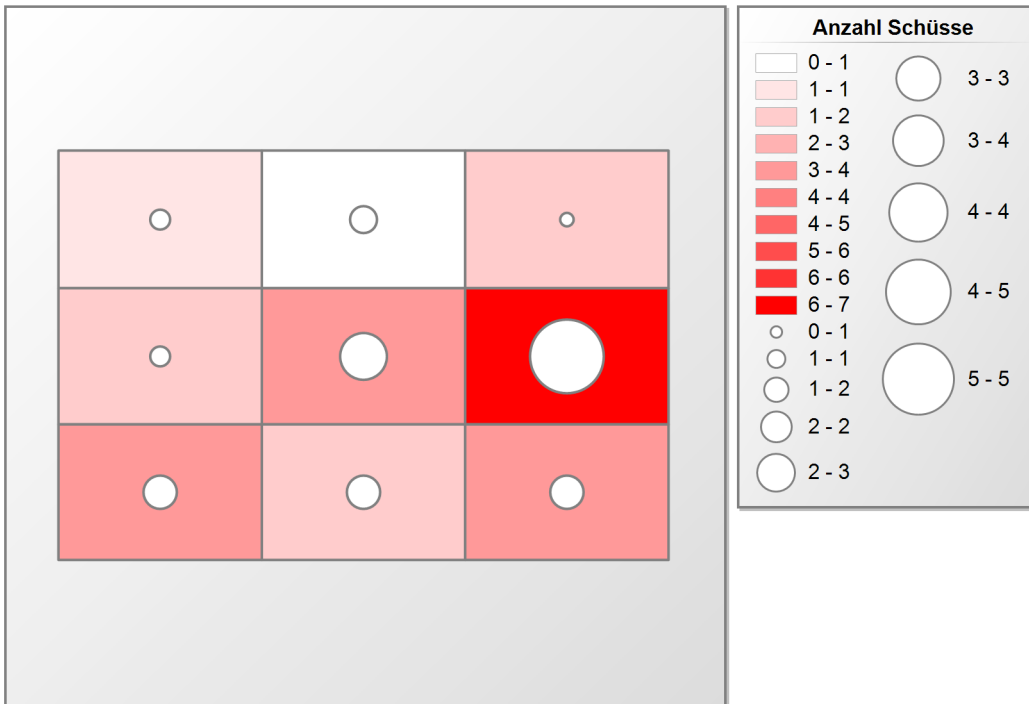


Event Statistics

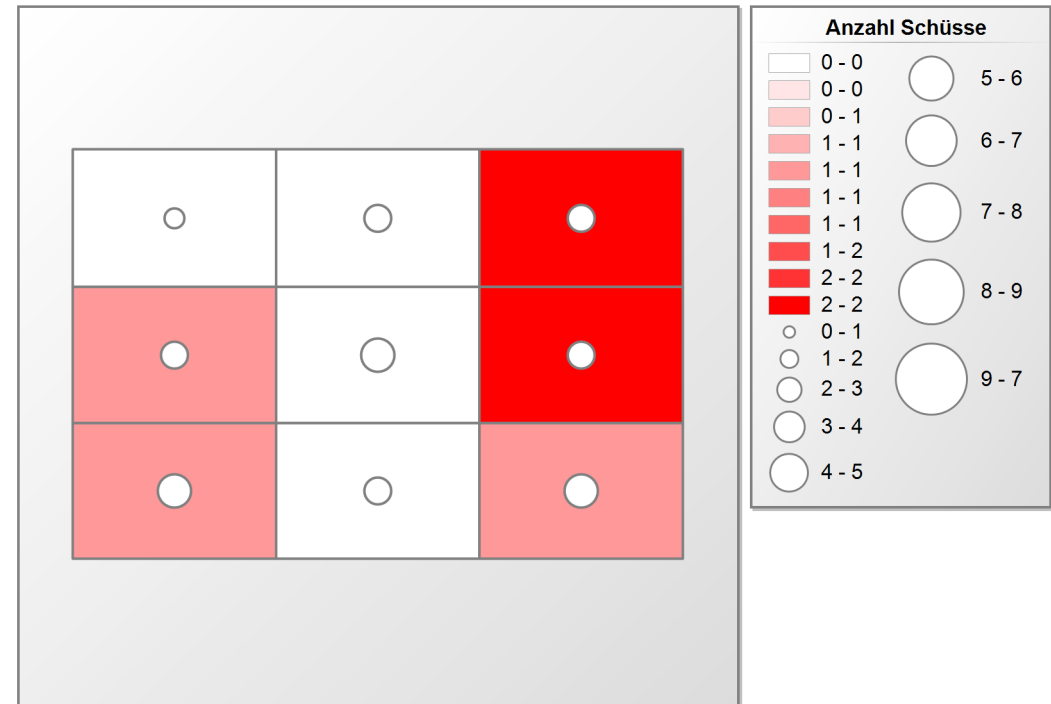


	Abwehr				Tor erhalten				Total	Saves	Saves in %
	Fuss/Beine	Hand/Arm	Körper	Total	Überspielt	Umspielt	Verschiebung	Total			
1 Cyril Haldemann	3	7	6	16	5	1	1	7	23	16	69.57
Total	3	7	6	16	5	1	1	7	23	16	69.57

Schüsse und Saves



Erhaltene Tore und Schüsse

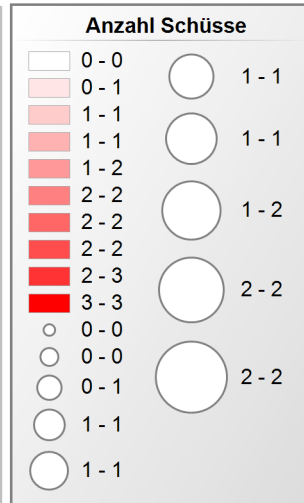
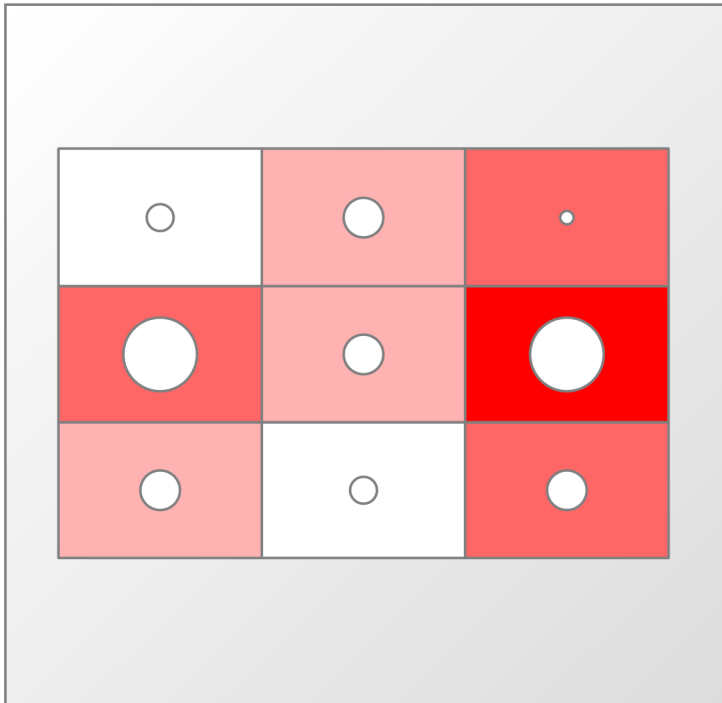


Event Statistics

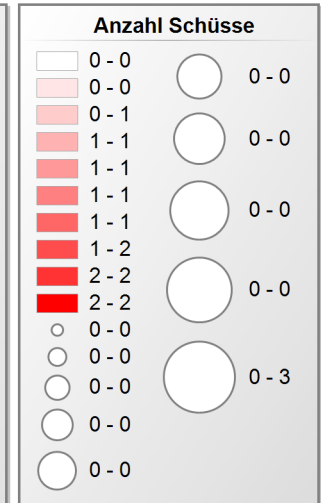
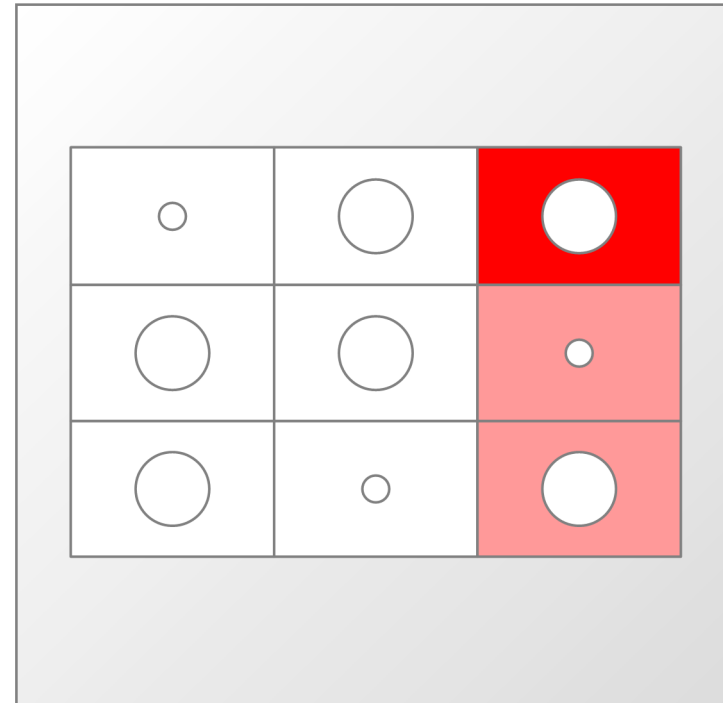


	Abwehr				Tor erhalten			Total	Saves	Saves in %
	Fuss/Beine	Hand/Arm	Körper	Total	Überspielt	Verschiebung	Total			
89 Mateo Fiechter	2	4	2	8	1	3	4	12	8	66.67
Total	2	4	2	8	1	3	4	12	8	66.67

Schüsse und Saves



Erhaltene Tore und Schüsse





Supercup Männer Final



VS



die Mobiliar



Stadt Zürich
Sportamt

SWISSLOS
Sportfonds Kanton Zürich

swiss
unihockey

CONCORDIA



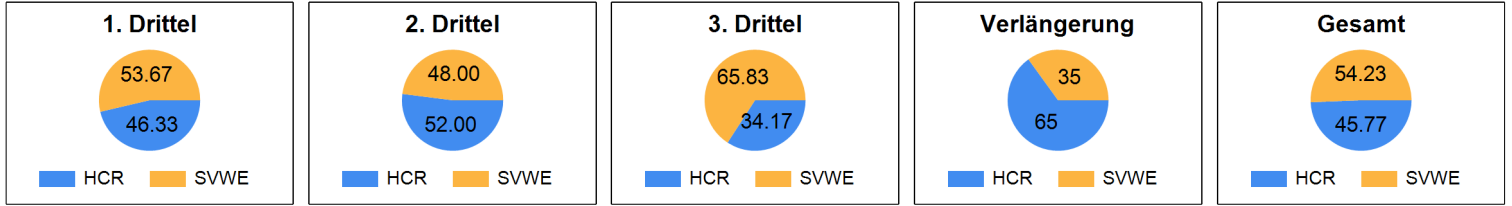
Kanton Zürich
Sportamt

FLEUROPHome

TV
24

Game Statistics

Ballbesitz



SV Wiler-Ersigen



8

7 nP

HC Rychenberg Winterthur

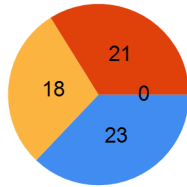


1.	1	0
2.	1	4
3.	5	3
Verl.	0	0

Penaltyschiessen



Schussstatistik

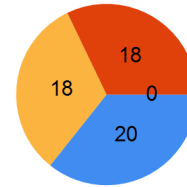


auf's Tor daneben geblockt Pfofen

	1.	2.	3.	Verl.	Total
auf's Tor	4	5	14	0	23
daneben	7	5	6	0	18
geblockt	5	3	12	1	21
Pfofen	0	0	0	0	0
	16	13	32	1	62

Präzision (%)	25.00	38.46	43.75	0.00	37.10
Effizienz (%)	25.00	20.00	35.71	NaN	30.43

Schussstatistik



auf's Tor daneben geblockt Pfofen

	1.	2.	3.	Verl.	Total
auf's Tor	6	6	7	1	20
daneben	4	8	1	5	18
geblockt	7	4	3	4	18
Pfofen	0	0	0	0	0
	17	18	11	10	56

Präzision (%)	35.29	33.33	63.64	10.00	35.71
Effizienz (%)	0.00	66.67	42.86	0.00	35.00

Torhüter Statistik

	89 Mateo Fiechter		1 Yanick Flury	
	Schüsse	Gehalten	Schüsse	Gehalten
1.	6	6	0	0
	100.00%		NaN	
2.	6	2	0	0
	33.33%		NaN	
3.	0	0	7	4
	NaN		57.14%	
Verl.	0	0	1	1
	NaN		100.00%	
Total	12	8	8	5
	66.67%		62.50%	

Torhüter Statistik

	38 Luca Locher	
	Schüsse	Gehalten
1.	4	3
	75.00%	
2.	5	4
	80.00%	
3.	14	9
	64.29%	
Verl.	0	0
	NaN	
Total	23	16
	69.57%	

Strafzeitstatistik

	1.	2.	3.	Verl.	Total	Tore
Überzahl	00:00	00:00	00:00	00:00	0	0
Unterzahl	00:53	00:43	00:00	00:00	01:36	0

Strafzeitstatistik

	1.	2.	3.	Verl.	Total	Tore
Überzahl	00:53	00:43	00:00	00:00	01:36	1
Unterzahl	00:00	00:00	00:00	00:00	0	0

Game Statistics

Game Statistics

Spielverlauf

1. Drittel

Zeit	Resultat	Team	Situation	#	Spieler/in	#	Assist	Speed
15:01	1-0	SV Wiler-Ersigen		73	Andrin Hollenstein	89	Mateo Fiechter	0.00
19:07		SV Wiler-Ersigen	2' Stockschlag	16	Yannis Wyss			

2. Drittel

Zeit	Resultat	Team	Situation	#	Spieler/in	#	Assist	Speed
20:43	1-1	HC Rychenberg Winterthur	Überzahl	10	Markus Lindgjerdet	4	Nils Conrad	0.00
22:19	1-2	HC Rychenberg Winterthur		61	Nico Mutter	7	Levin Conrad	0.00
32:39	1-4	HC Rychenberg Winterthur		22	Michel Wöcke	11	Pascal Kern	0.00
32:39		SV Wiler-Ersigen	Time Out					
36:26	1-3	HC Rychenberg Winterthur		13	Claudio Mutter	20	Jonathan Nilsson	0.00
36:33	2-4	SV Wiler-Ersigen		94	Marco Louis	9	Radek Sikora	0.00

3. Drittel

Zeit	Resultat	Team	Situation	#	Spieler/in	#	Assist	Speed
41:27	2-5	HC Rychenberg Winterthur		7	Levin Conrad	4	Nils Conrad	0.00
42:25	3-5	SV Wiler-Ersigen		11	Gianluca Persici	14	Simon Laubscher	0.00
52:17	3-6	HC Rychenberg Winterthur		20	Jonathan Nilsson	10	Markus Lindgjerdet	0.00
52:56	3-7	HC Rychenberg Winterthur		7	Levin Conrad	11	Pascal Kern	0.00
53:18	4-7	SV Wiler-Ersigen		9	Radek Sikora	4	Michal Dudovic	0.00
55:18	5-7	SV Wiler-Ersigen		16	Yannis Wyss	79	Max Wahlgren	0.00
56:14	6-7	SV Wiler-Ersigen	ohne Torhüter	16	Yannis Wyss	79	Max Wahlgren	0.00
56:14		HC Rychenberg Winterthur	Time Out					
60:00	7-7	SV Wiler-Ersigen	Strafstoss	79	Max Wahlgren			0.00
60:00		HC Rychenberg Winterthur	Strafstoss	4	Nils Conrad			

Penaltyschiessen

Zeit	Resultat	Team	Situation	#	Spieler/in	#	Assist	Speed
	0-0	HC Rychenberg Winterthur	verschossen	22	Michel Wöcke			0.00
	0-0	SV Wiler-Ersigen	verschossen	16	Yannis Wyss			0.00
	0-0	HC Rychenberg Winterthur	verschossen	10	Markus Lindgjerdet			0.00
	1-0	SV Wiler-Ersigen	getroffen	94	Marco Louis			0.00
	1-1	HC Rychenberg Winterthur	getroffen	20	Jonathan Nilsson			0.00
	2-1	SV Wiler-Ersigen	getroffen	79	Max Wahlgren			0.00
65:00		SV Wiler-Ersigen	2' Bodenspiel	1	Yanick Flury			

Game Statistics

SV Wiler-Ersigen			Schüsse				Tore			
Spieler/in	Plus/Minus		Total	auf's Tor	% auf's Tor	Effizienz (%)	erzielt	Assists	in %	
	+	-								Bilanz
3 Martinjas Jamie	0	0	0	0	0.00	0.00	0	0	0.00	
4 Dudovic Michal	4	2	2	8	2	25.00	0.00	0	1	0.00
6 Tambini Amelio	2	2	0	1	0	0.00	0.00	0	0	0.00
8 Siegenthaler Noah	1	4	-3	0	0	0.00	0.00	0	0	0.00
9 Sikora Radek	2	2	0	4	1	25.00	100.00	1	1	14.29
11 Persici Gianluca	4	2	2	3	2	66.67	50.00	1	0	14.29
14 Laubscher Simon	1	2	-1	8	2	25.00	0.00	0	1	0.00
16 Wyss Yannis	4	2	2	8	3	37.50	66.67	2	0	28.57
20 Von Arx Timo	0	1	-1	1	0	0.00	0.00	0	0	0.00
24 Döbeli Tim	1	2	-1	0	0	0.00	0.00	0	0	0.00
26 Moser Lukas	0	0	0	1	0	0.00	0.00	0	0	0.00
44 Vogt Marc-André	1	1	0	0	0	0.00	0.00	0	0	0.00
52 Mühlemann Gian	0	1	-1	0	0	0.00	0.00	0	0	0.00
71 Bürki Jan	4	2	2	5	1	20.00	0.00	0	0	0.00
73 Hollenstein Andrin	2	4	-2	4	3	75.00	33.33	1	0	14.29
77 Känzig Deny	0	0	0	4	2	50.00	0.00	0	0	0.00
79 Wahlgren Max	4	1	3	4	1	25.00	100.00	1	2	14.29
81 Affolter Philipp	1	3	-2	5	3	60.00	0.00	0	0	0.00
91 Pylsy Joonas	0	0	0	0	0	0.00	0.00	0	0	0.00
94 Louis Marco	2	3	-1	5	2	40.00	50.00	1	0	14.29
33	34		61	22	36.07	31.82				

HC Rychenberg Winterthur			Schüsse				Tore			
Spieler/in	Plus/Minus		Total	auf's Tor	% auf's Tor	Effizienz (%)	erzielt	Assists	in %	
	+	-								Bilanz
2 Bischofberger Nicola	2	2	0	3	1	33.33	0.00	0	0	0.00
4 Conrad Nils	4	4	0	6	2	33.33	0.00	0	2	0.00
5 Larsson Johan	3	3	0	3	0	0.00	0.00	0	0	0.00
6 Gutknecht Sämi	2	3	-1	1	1	100.00	0.00	0	0	0.00
7 Conrad Levin	4	2	2	9	3	33.33	66.67	2	1	28.57
8 Graf Flavio	0	0	0	0	0	0.00	0.00	0	0	0.00
9 Oesch Kimo	1	0	1	2	0	0.00	0.00	0	0	0.00
10 Lindgjerdet Markus	2	2	0	4	2	50.00	50.00	1	1	14.29
11 Kern Pascal	2	1	1	0	0	0.00	0.00	0	2	0.00
13 Mutter Claudio	3	2	1	2	1	50.00	100.00	1	0	14.29
15 Matt Manuel	0	0	0	0	0	0.00	0.00	0	0	0.00
19 Püntener Noah	4	2	2	6	4	66.67	0.00	0	0	0.00
20 Nilsson Jonathan	3	3	0	5	3	60.00	33.33	1	1	14.29
21 Rutz Niklas	1	1	0	1	0	0.00	0.00	0	0	0.00
22 Wöcke Michel	1	2	-1	6	2	33.33	50.00	1	0	14.29
24 Hocevar Damian	0	0	0	0	0	0.00	0.00	0	0	0.00
61 Mutter Nico	2	3	-1	6	1	16.67	100.00	1	0	14.29
91 Graf Timo	1	1	0	2	0	0.00	0.00	0	0	0.00
35	31		56	20	35.71	35.00				

Shot Statistics



SV Wiler-Ersigen

Overall

HC Rychenberg Winterthur



bar	0	0.00 %	bar	0	0.00 %	bar	0	0.00 %
blocked	0	0.00 %	blocked	1	14.29 %	missed	0	0.00 %
missed	0	0.00 %	missed	2	28.57 %	on goal	0	0.00 %
on goal	0	0.00 %	on goal	4	57.14 %	blocked	1	100.00 %
Shots	0	0.00 %	Shots	7	11.29 %	Shots	1	1.61 %
Scores	0	0.00 %	Scores	3	42.86 %	Scores	0	0.00 %

bar	0	0.00 %	bar	0	0.00 %	bar	0	0.00 %
missed	2	15.38 %	on goal	2	18.18 %	blocked	3	33.33 %
blocked	4	30.77 %	missed	4	36.36 %	missed	3	33.33 %
on goal	7	53.85 %	blocked	5	45.45 %	on goal	3	33.33 %
Shots	13	20.97 %	Shots	11	17.74 %	Shots	9	14.52 %
Scores	1	14.29 %	Scores	1	14.29 %	Scores	1	14.29 %

bar	0	0.00 %	bar	0	0.00 %	bar	0	0.00 %
blocked	2	33.33 %	on goal	1	12.50 %	blocked	1	14.29 %
missed	2	33.33 %	missed	3	37.50 %	missed	2	28.57 %
on goal	2	33.33 %	blocked	4	50.00 %	on goal	4	57.14 %
Shots	6	9.68 %	Shots	8	12.90 %	Shots	7	11.29 %
Scores	1	14.29 %	Scores	0	0.00 %	Scores	0	0.00 %

bar	0	0.00 %
missed	18	29.03 %
blocked	21	33.87 %
on goal	23	37.10 %
Shots	62	
Scores	7	

bar	0	0.00 %	bar	0	0.00 %	bar	0	0.00 %
blocked	0	0.00 %	blocked	1	14.29 %	blocked	0	0.00 %
missed	0	0.00 %	missed	3	42.86 %	missed	0	0.00 %
on goal	0	0.00 %	on goal	3	42.86 %	on goal	1	100.00 %
Shots	0	0.00 %	Shots	7	12.50 %	Shots	1	1.79 %
Scores	0	0.00 %	Scores	2	28.57 %	Scores	0	0.00 %

bar	0	0.00 %	bar	0	0.00 %	bar	0	0.00 %
blocked	2	18.18 %	missed	6	30.00 %	blocked	3	30.00 %
on goal	4	36.36 %	blocked	7	35.00 %	missed	3	30.00 %
missed	5	45.45 %	on goal	7	35.00 %	on goal	4	40.00 %
Shots	11	19.64 %	Shots	20	35.71 %	Shots	10	17.86 %
Scores	3	42.86 %	Scores	2	28.57 %	Scores	0	0.00 %

bar	0	0.00 %	bar	0	0.00 %	bar	0	0.00 %
blocked	0	0.00 %	missed	0	0.00 %	on goal	0	0.00 %
missed	0	0.00 %	on goal	1	33.33 %	missed	1	25.00 %
on goal	0	0.00 %	blocked	2	66.67 %	blocked	3	75.00 %
Shots	0	0.00 %	Shots	3	5.36 %	Shots	4	7.14 %
Scores	0	0.00 %	Scores	0	0.00 %	Scores	0	0.00 %

bar	0	0.00 %
blocked	18	32.14 %
missed	18	32.14 %
on goal	20	35.71 %
Shots	56	
Scores	7	

Shot Statistics



SV Wiler-Ersigen

1st Periode

HC Rychenberg Winterthur



bar	0	0.00 %	bar	0	0.00 %	bar	0	0.00 %
blocked	0	0.00 %	on goal	0	0.00 %	blocked	0	0.00 %
missed	0	0.00 %	blocked	1	50.00 %	missed	0	0.00 %
on goal	0	0.00 %	missed	1	50.00 %	on goal	0	0.00 %
Shots	0	0.00 %	Shots	2	12.50 %	Shots	0	0.00 %
Scores	0	0.00 %	Scores	0	0.00 %	Scores	0	0.00 %

bar	0	0.00 %	bar	0	0.00 %	bar	0	0.00 %
missed	0	0.00 %	missed	0	0.00 %	blocked	1	25.00 %
blocked	1	50.00 %	blocked	1	33.33 %	on goal	1	25.00 %
on goal	1	50.00 %	on goal	2	66.67 %	missed	2	50.00 %
Shots	2	12.50 %	Shots	3	18.75 %	Shots	4	25.00 %
Scores	0	0.00 %	Scores	1	100.00 %	Scores	0	0.00 %

bar	0	0.00 %	bar	0	0.00 %	bar	0	0.00 %
blocked	0	0.00 %	on goal	0	0.00 %	blocked	0	0.00 %
on goal	0	0.00 %	blocked	1	50.00 %	on goal	0	0.00 %
missed	2	100.00 %	missed	1	50.00 %	missed	1	100.00 %
Shots	2	12.50 %	Shots	2	12.50 %	Shots	1	6.25 %
Scores	0	0.00 %	Scores	0	0.00 %	Scores	0	0.00 %

bar	0	0.00 %
on goal	4	25.00 %
blocked	5	31.25 %
missed	7	43.75 %
Shots	16	
Scores	1	

bar	0	0.00 %	bar	0	0.00 %	bar	0	0.00 %
blocked	0	0.00 %	blocked	0	0.00 %	blocked	0	0.00 %
missed	0	0.00 %	on goal	0	0.00 %	missed	0	0.00 %
on goal	0	0.00 %	missed	1	100.00 %	on goal	1	100.00 %
Shots	0	0.00 %	Shots	1	5.88 %	Shots	1	5.88 %
Scores	0	0.00 %	Scores	0	0.00 %	Scores	0	0.00 %

bar	0	0.00 %	bar	0	0.00 %	bar	0	0.00 %
blocked	0	0.00 %	blocked	1	33.33 %	missed	1	16.67 %
missed	0	0.00 %	missed	1	33.33 %	blocked	2	33.33 %
on goal	0	0.00 %	on goal	1	33.33 %	on goal	3	50.00 %
Shots	0	0.00 %	Shots	3	17.65 %	Shots	6	35.29 %
Scores	0	0.00 %	Scores	0	0.00 %	Scores	0	0.00 %

bar	0	0.00 %	bar	0	0.00 %	bar	0	0.00 %
blocked	0	0.00 %	missed	0	0.00 %	on goal	0	0.00 %
missed	0	0.00 %	blocked	1	50.00 %	missed	1	25.00 %
on goal	0	0.00 %	on goal	1	50.00 %	blocked	3	75.00 %
Shots	0	0.00 %	Shots	2	11.76 %	Shots	4	23.53 %
Scores	0	0.00 %	Scores	0	0.00 %	Scores	0	0.00 %

bar	0	0.00 %
missed	4	23.53 %
on goal	6	35.29 %
blocked	7	41.18 %
Shots	17	
Scores	0	

Shot Statistics



SV Wiler-Ersigen

2nd Periode

HC Rychenberg Winterthur



bar	0	0.00 %	bar	0	0.00 %	bar	0	0.00 %
blocked	0	0.00 %	blocked	0	0.00 %	blocked	0	0.00 %
missed	0	0.00 %	on goal	0	0.00 %	missed	0	0.00 %
on goal	0	0.00 %	missed	1	100.00 %	on goal	0	0.00 %
Shots	0	0.00 %	Shots	1	7.69 %	Shots	0	0.00 %
Scores	0	0.00 %	Scores	0	0.00 %	Scores	0	0.00 %
bar	0	0.00 %	bar	0	0.00 %	bar	0	0.00 %
missed	0	0.00 %	on goal	0	0.00 %	blocked	0	0.00 %
blocked	1	33.33 %	blocked	1	50.00 %	missed	1	50.00 %
on goal	2	66.67 %	missed	1	50.00 %	on goal	1	50.00 %
Shots	3	23.08 %	Shots	2	15.38 %	Shots	2	15.38 %
Scores	0	0.00 %	Scores	0	0.00 %	Scores	1	100.00 %
bar	0	0.00 %	bar	0	0.00 %	bar	0	0.00 %
blocked	0	0.00 %	blocked	0	0.00 %	missed	0	0.00 %
missed	0	0.00 %	on goal	0	0.00 %	blocked	1	33.33 %
on goal	0	0.00 %	missed	2	100.00 %	on goal	2	66.67 %
Shots	0	0.00 %	Shots	2	15.38 %	Shots	3	23.08 %
Scores	0	0.00 %	Scores	0	0.00 %	Scores	0	0.00 %

bar	0	0.00 %
blocked	3	23.08 %
missed	5	38.46 %
on goal	5	38.46 %
Shots	13	
Scores	1	

bar	0	0.00 %	bar	0	0.00 %	bar	0	0.00 %
blocked	0	0.00 %	blocked	0	0.00 %	blocked	0	0.00 %
missed	0	0.00 %	missed	0	0.00 %	missed	0	0.00 %
on goal	0	0.00 %	on goal	0	0.00 %	on goal	0	0.00 %
Shots	0	0.00 %	Shots	0	0.00 %	Shots	0	0.00 %
Scores	0	0.00 %	Scores	0	0.00 %	Scores	0	0.00 %
bar	0	0.00 %	bar	0	0.00 %	bar	0	0.00 %
blocked	0	0.00 %	missed	2	25.00 %	blocked	0	0.00 %
missed	4	50.00 %	on goal	2	25.00 %	on goal	0	0.00 %
on goal	4	50.00 %	blocked	4	50.00 %	missed	2	100.00 %
Shots	8	44.44 %	Shots	8	44.44 %	Shots	2	11.11 %
Scores	3	75.00 %	Scores	1	25.00 %	Scores	0	0.00 %
bar	0	0.00 %	bar	0	0.00 %	bar	0	0.00 %
blocked	0	0.00 %	blocked	0	0.00 %	blocked	0	0.00 %
missed	0	0.00 %	missed	0	0.00 %	missed	0	0.00 %
on goal	0	0.00 %	on goal	0	0.00 %	on goal	0	0.00 %
Shots	0	0.00 %	Shots	0	0.00 %	Shots	0	0.00 %
Scores	0	0.00 %	Scores	0	0.00 %	Scores	0	0.00 %

bar	0	0.00 %
blocked	4	22.22 %
on goal	6	33.33 %
missed	8	44.44 %
Shots	18	
Scores	4	

Shot Statistics



SV Wiler-Ersigen

3rd Periode

HC Rychenberg Winterthur



bar	0	0.00 %	bar	0	0.00 %	bar	0	0.00 %
blocked	0	0.00 %	blocked	0	0.00 %	missed	0	0.00 %
missed	0	0.00 %	missed	0	0.00 %	on goal	0	0.00 %
on goal	0	0.00 %	on goal	4	100.00 %	blocked	1	100.00 %
Shots	0	0.00 %	Shots	4	12.50 %	Shots	1	3.13 %
Scores	0	0.00 %	Scores	3	60.00 %	Scores	0	0.00 %

bar	0	0.00 %	bar	0	0.00 %	bar	0	0.00 %
blocked	2	25.00 %	on goal	0	0.00 %	missed	0	0.00 %
missed	2	25.00 %	blocked	2	40.00 %	on goal	1	33.33 %
on goal	4	50.00 %	missed	3	60.00 %	blocked	2	66.67 %
Shots	8	25.00 %	Shots	5	15.63 %	Shots	3	9.38 %
Scores	1	20.00 %	Scores	0	0.00 %	Scores	0	0.00 %

bar	0	0.00 %	bar	0	0.00 %	bar	0	0.00 %
missed	0	0.00 %	missed	0	0.00 %	blocked	0	0.00 %
blocked	2	50.00 %	on goal	1	25.00 %	missed	1	33.33 %
on goal	2	50.00 %	blocked	3	75.00 %	on goal	2	66.67 %
Shots	4	12.50 %	Shots	4	12.50 %	Shots	3	9.38 %
Scores	1	20.00 %	Scores	0	0.00 %	Scores	0	0.00 %

bar	0	0.00 %
missed	6	18.75 %
blocked	12	37.50 %
on goal	14	43.75 %
Shots	32	
Scores	5	

bar	0	0.00 %	bar	0	0.00 %	bar	0	0.00 %
blocked	0	0.00 %	blocked	0	0.00 %	blocked	0	0.00 %
missed	0	0.00 %	missed	0	0.00 %	missed	0	0.00 %
on goal	0	0.00 %	on goal	2	100.00 %	on goal	0	0.00 %
Shots	0	0.00 %	Shots	2	18.18 %	Shots	0	0.00 %
Scores	0	0.00 %	Scores	2	66.67 %	Scores	0	0.00 %

bar	0	0.00 %	bar	0	0.00 %	bar	0	0.00 %
blocked	0	0.00 %	blocked	1	16.67 %	missed	0	0.00 %
missed	0	0.00 %	missed	1	16.67 %	blocked	1	50.00 %
on goal	0	0.00 %	on goal	4	66.67 %	on goal	1	50.00 %
Shots	0	0.00 %	Shots	6	54.55 %	Shots	2	18.18 %
Scores	0	0.00 %	Scores	1	33.33 %	Scores	0	0.00 %

bar	0	0.00 %	bar	0	0.00 %	bar	0	0.00 %
blocked	0	0.00 %	missed	0	0.00 %	blocked	0	0.00 %
missed	0	0.00 %	on goal	0	0.00 %	missed	0	0.00 %
on goal	0	0.00 %	blocked	1	100.00 %	on goal	0	0.00 %
Shots	0	0.00 %	Shots	1	9.09 %	Shots	0	0.00 %
Scores	0	0.00 %	Scores	0	0.00 %	Scores	0	0.00 %

bar	0	0.00 %
missed	1	9.09 %
blocked	3	27.27 %
on goal	7	63.64 %
Shots	11	
Scores	3	

Shot Statistics



SV Wiler-Ersigen

Overtime

HC Rychenberg Winterthur



bar	0	0.00 %	bar	0	0.00 %	bar	0	0.00 %
blocked	0	0.00 %	blocked	0	0.00 %	blocked	0	0.00 %
missed	0	0.00 %	missed	0	0.00 %	missed	0	0.00 %
on goal	0	0.00 %	on goal	0	0.00 %	on goal	0	0.00 %
Shots	0	0.00 %	Shots	0	0.00 %	Shots	0	0.00 %
Scores	0	0.00 %	Scores	0	0.00 %	Scores	0	0.00 %

bar	0	0.00 %	bar	0	0.00 %	bar	0	0.00 %
blocked	0	0.00 %	missed	0	0.00 %	blocked	0	0.00 %
missed	0	0.00 %	on goal	0	0.00 %	missed	0	0.00 %
on goal	0	0.00 %	blocked	1	100.00 %	on goal	0	0.00 %
Shots	0	0.00 %	Shots	1	100.00 %	Shots	0	0.00 %
Scores	0	0.00 %	Scores	0	0.00 %	Scores	0	0.00 %

bar	0	0.00 %	bar	0	0.00 %	bar	0	0.00 %
blocked	0	0.00 %	blocked	0	0.00 %	blocked	0	0.00 %
missed	0	0.00 %	missed	0	0.00 %	missed	0	0.00 %
on goal	0	0.00 %	on goal	0	0.00 %	on goal	0	0.00 %
Shots	0	0.00 %	Shots	0	0.00 %	Shots	0	0.00 %
Scores	0	0.00 %	Scores	0	0.00 %	Scores	0	0.00 %

bar	0	0.00 %
missed	0	0.00 %
on goal	0	0.00 %
blocked	1	100.00 %
Shots	1	
Scores	0	

bar	0	0.00 %	bar	0	0.00 %	bar	0	0.00 %
blocked	0	0.00 %	blocked	1	25.00 %	blocked	0	0.00 %
missed	0	0.00 %	on goal	1	25.00 %	missed	0	0.00 %
on goal	0	0.00 %	missed	2	50.00 %	on goal	0	0.00 %
Shots	0	0.00 %	Shots	4	40.00 %	Shots	0	0.00 %
Scores	0	0.00 %	Scores	0	0.00 %	Scores	0	0.00 %

bar	0	0.00 %	bar	0	0.00 %	bar	0	0.00 %
on goal	0	0.00 %	on goal	0	0.00 %	blocked	0	0.00 %
missed	1	33.33 %	blocked	1	33.33 %	missed	0	0.00 %
blocked	2	66.67 %	missed	2	66.67 %	on goal	0	0.00 %
Shots	3	30.00 %	Shots	3	30.00 %	Shots	0	0.00 %
Scores	0	0.00 %	Scores	0	0.00 %	Scores	0	0.00 %

bar	0	0.00 %	bar	0	0.00 %	bar	0	0.00 %
blocked	0	0.00 %	blocked	0	0.00 %	blocked	0	0.00 %
missed	0	0.00 %	missed	0	0.00 %	missed	0	0.00 %
on goal	0	0.00 %	on goal	0	0.00 %	on goal	0	0.00 %
Shots	0	0.00 %	Shots	0	0.00 %	Shots	0	0.00 %
Scores	0	0.00 %	Scores	0	0.00 %	Scores	0	0.00 %

bar	0	0.00 %
on goal	1	10.00 %
blocked	4	40.00 %
missed	5	50.00 %
Shots	10	
Scores	0	

Attack Statistics



SV Wiler-Ersigen

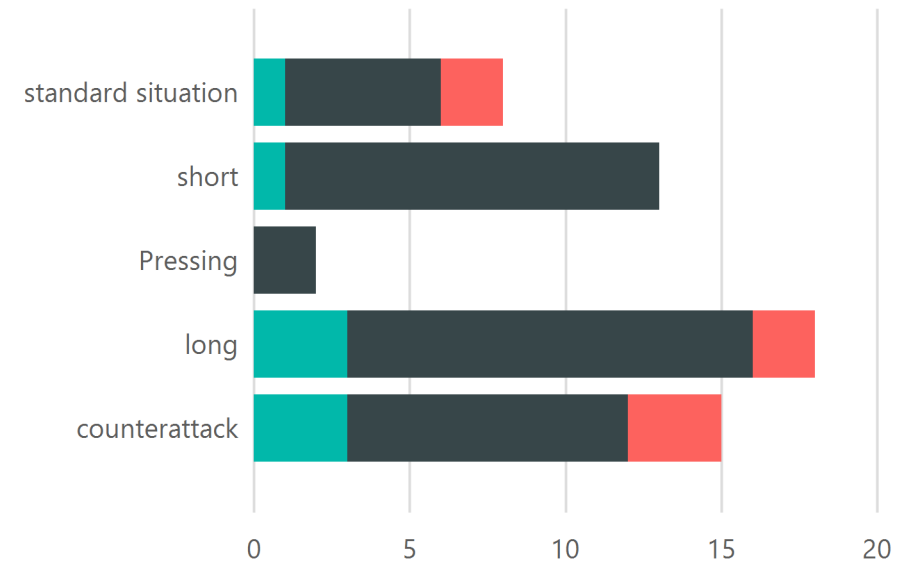
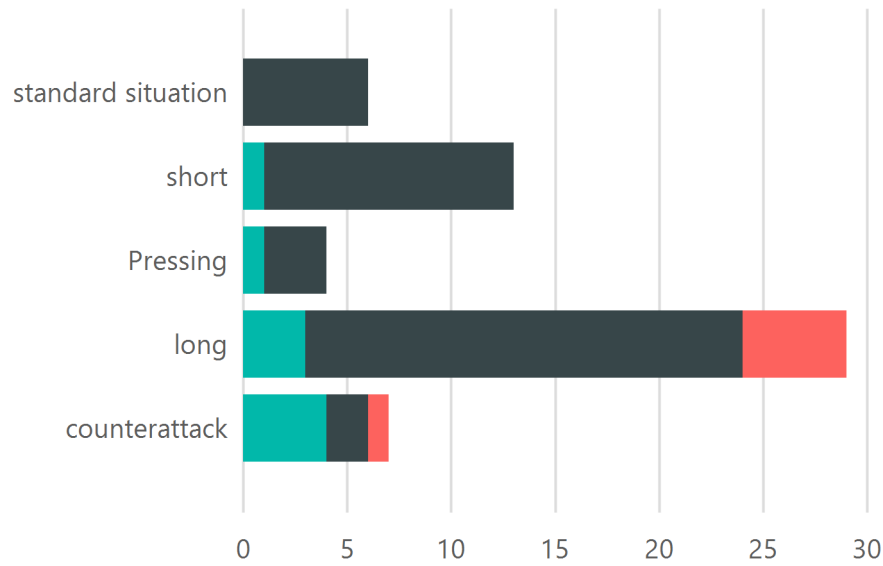
Overall

HC Rychenberg Winterthur



interrupted missed score

interrupted missed score



Attack Type	interrupted	missed	score	Total
counterattack	4	2	1	7
long	3	21	5	29
Pressing	1	3	0	4
short	1	12	0	13
standard situation	0	6	0	6
Total	9	44	6	59

Attack Type	interrupted	missed	score	Total
counterattack	3	9	3	15
long	3	13	2	18
Pressing	0	2	0	2
short	1	12	0	13
standard situation	1	5	2	8
Total	8	41	7	56

Attack Statistics



SV Wiler-Ersigen

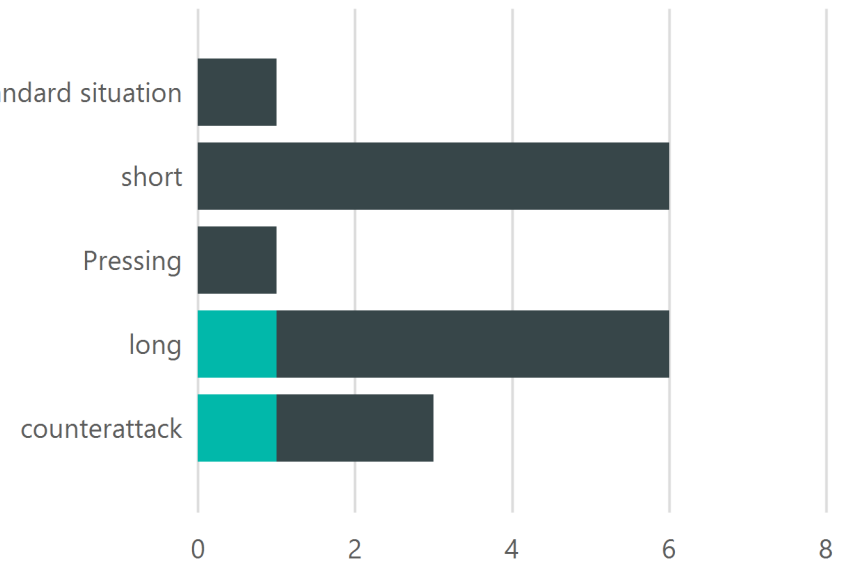
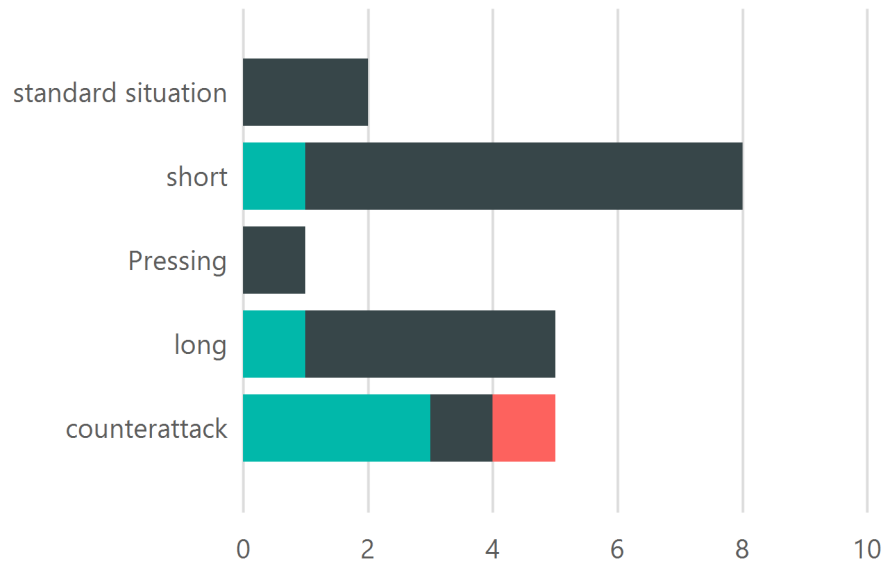
1st Periode

HC Rychenberg Winterthur



■ interrupted ■ missed ■ score

■ interrupted ■ missed



Attack Type	interrupted	missed	score	Total
counterattack	3	1	1	5
long	1	4	0	5
Pressing	0	1	0	1
short	1	7	0	8
standard situation	0	2	0	2
Total	5	15	1	21

Attack Type	interrupted	missed	Total
counterattack	1	2	3
long	1	5	6
Pressing	0	1	1
short	0	6	6
standard situation	0	1	1
Total	2	15	17

Attack Statistics



SV Wiler-Ersigen

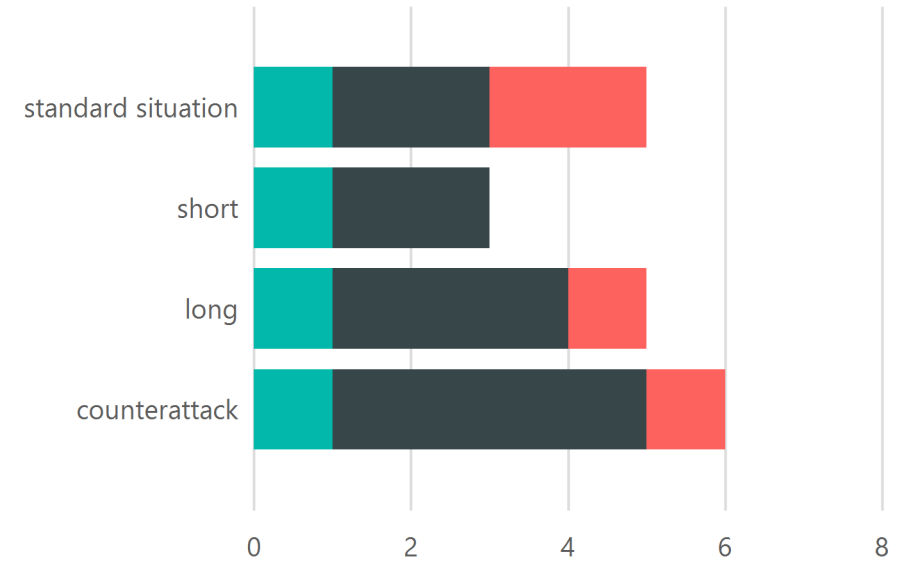
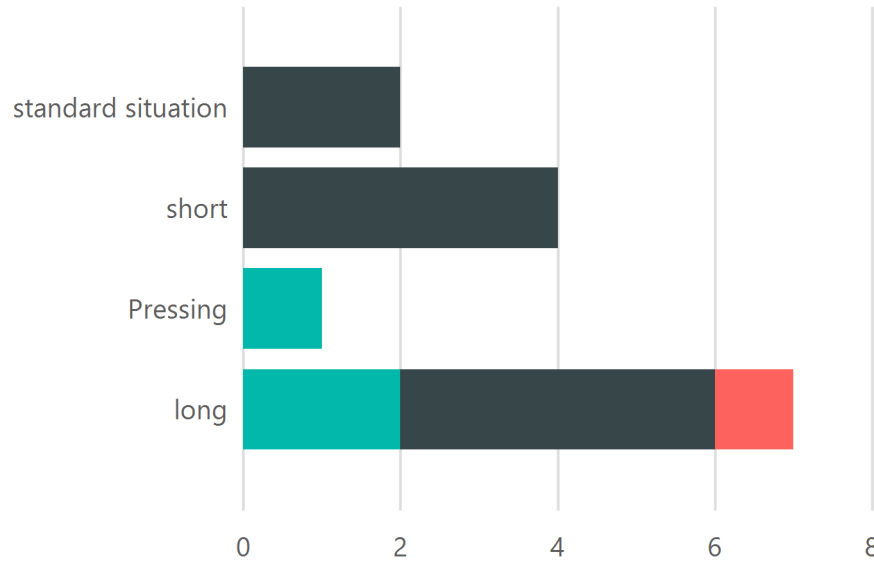
2nd Periode

HC Rychenberg Winterthur



■ interrupted ■ missed ■ score

■ interrupted ■ missed ■ score



Attack Type	interrupted	missed	score	Total
long	2	4	1	7
Pressing	1	0	0	1
short	0	4	0	4
standard situation	0	2	0	2
Total	3	10	1	14

Attack Type	interrupted	missed	score	Total
counterattack	1	4	1	6
long	1	3	1	5
short	1	2	0	3
standard situation	1	2	2	5
Total	4	11	4	19

Attack Statistics



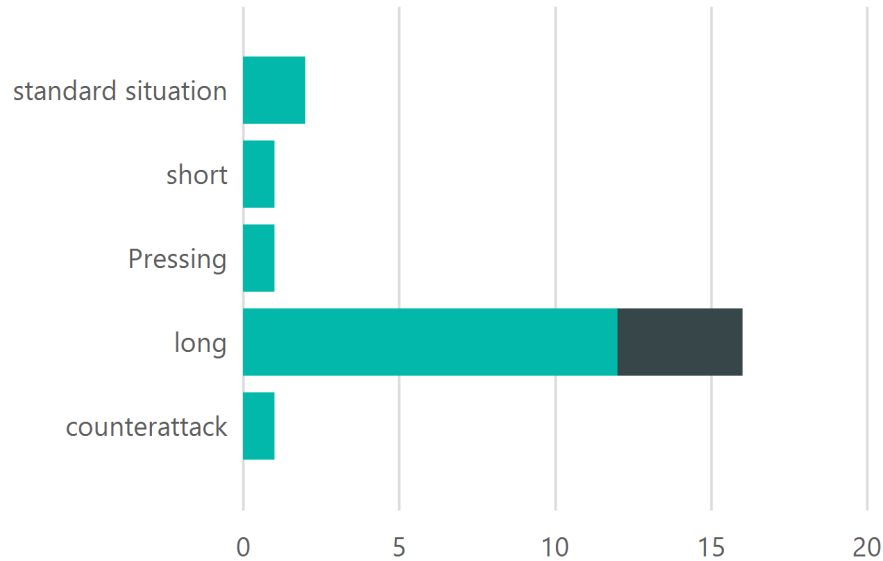
SV Wiler-Ersigen

3rd Periode

HC Rychenberg Winterthur



missed score



interrupted missed score



Attack Type	missed	score	Total
counterattack	1	0	1
long	12	4	16
Pressing	1	0	1
short	1	0	1
standard situation	2	0	2
Total	17	4	21

Attack Type	interrupted	missed	score	Total
counterattack	1	3	2	6
long	0	1	1	2
short	0	3	0	3
Total	1	7	3	11

Attack Statistics



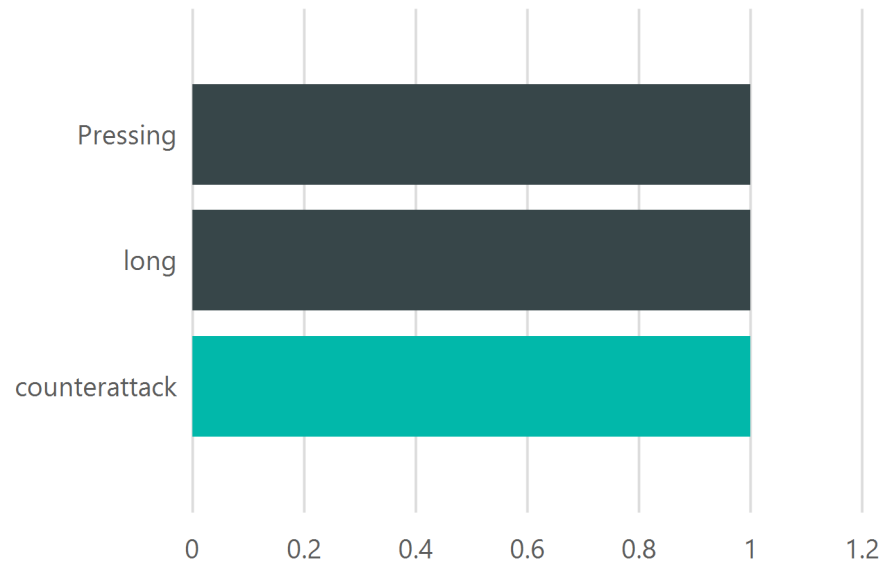
SV Wiler-Ersigen

Extra Time

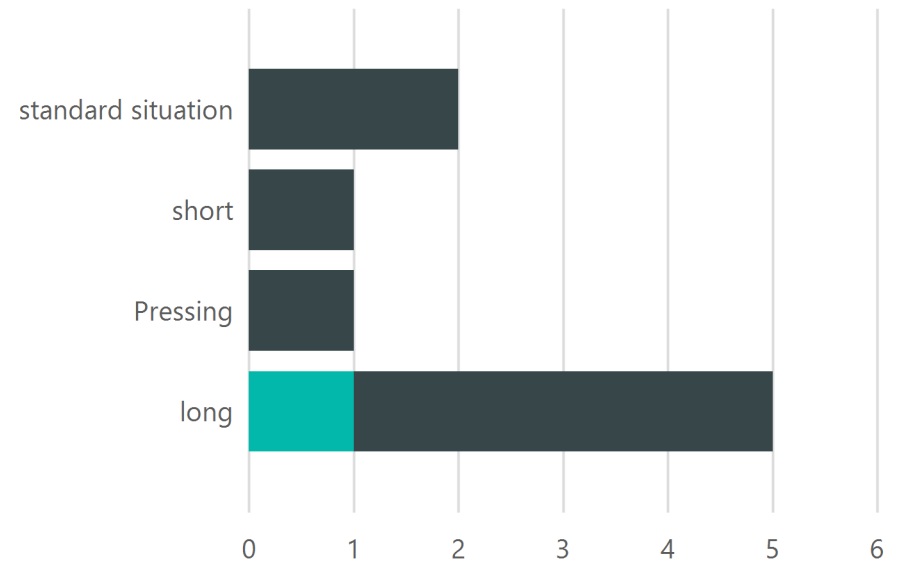
HC Rychenberg Winterthur



■ interrupted ■ missed



■ interrupted ■ missed



Attack Type	interrupted	missed	Total
counterattack	1	0	1
long	0	1	1
Pressing	0	1	1
Total	1	2	3

Attack Type	interrupted	missed	Total
long	1	4	5
Pressing	0	1	1
short	0	1	1
standard situation	0	2	2
Total	1	8	9

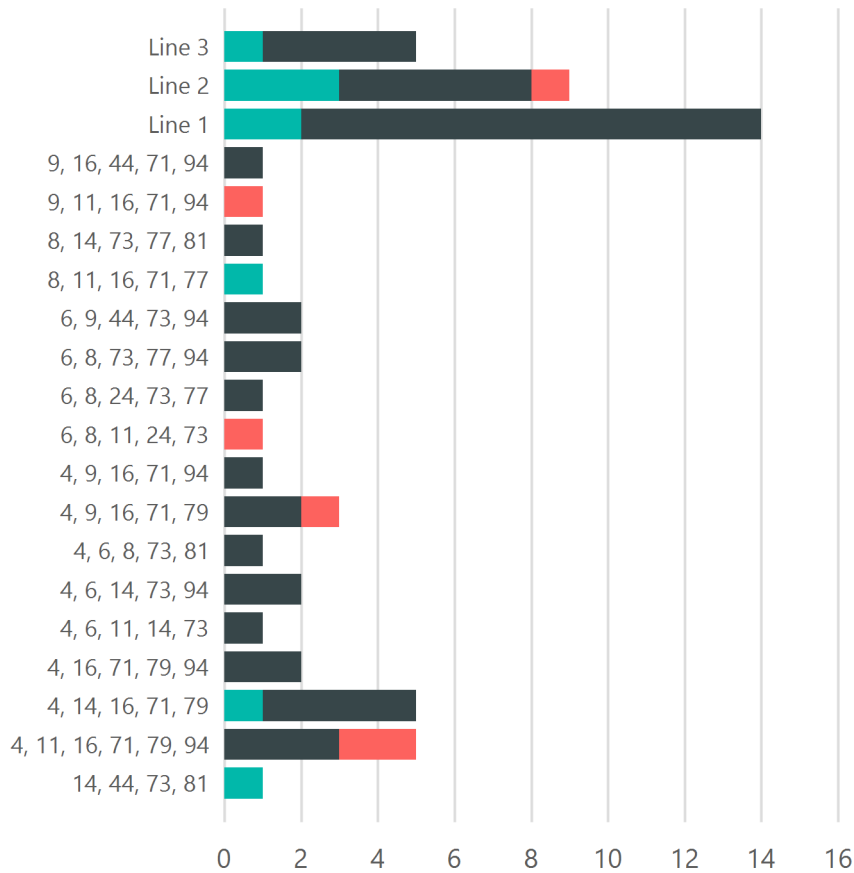
Attack Statistics



SV Wiler-Ersigen

Overall

■ interrupted ■ missed ■ score



Players involved	interrupted	missed	score	Total
Line 3	1	4	0	5
14, 44, 73, 81	1	0	0	1
4, 6, 11, 14, 73	0	1	0	1
8, 11, 16, 71, 77	1	0	0	1
Line 1	2	12	0	14
4, 14, 16, 71, 79	1	4	0	5
9, 11, 16, 71, 94	0	0	1	1
9, 16, 44, 71, 94	0	1	0	1
6, 8, 11, 24, 73	0	0	1	1
6, 9, 44, 73, 94	0	2	0	2
4, 9, 16, 71, 79	0	2	1	3
6, 8, 73, 77, 94	0	2	0	2
4, 11, 16, 71, 79, 94	0	3	2	5
4, 16, 71, 79, 94	0	2	0	2
8, 14, 73, 77, 81	0	1	0	1
6, 8, 24, 73, 77	0	1	0	1
4, 9, 16, 71, 94	0	1	0	1
4, 6, 8, 73, 81	0	1	0	1
Line 2	3	5	1	9
4, 6, 14, 73, 94	0	2	0	2
Total	9	44	6	59

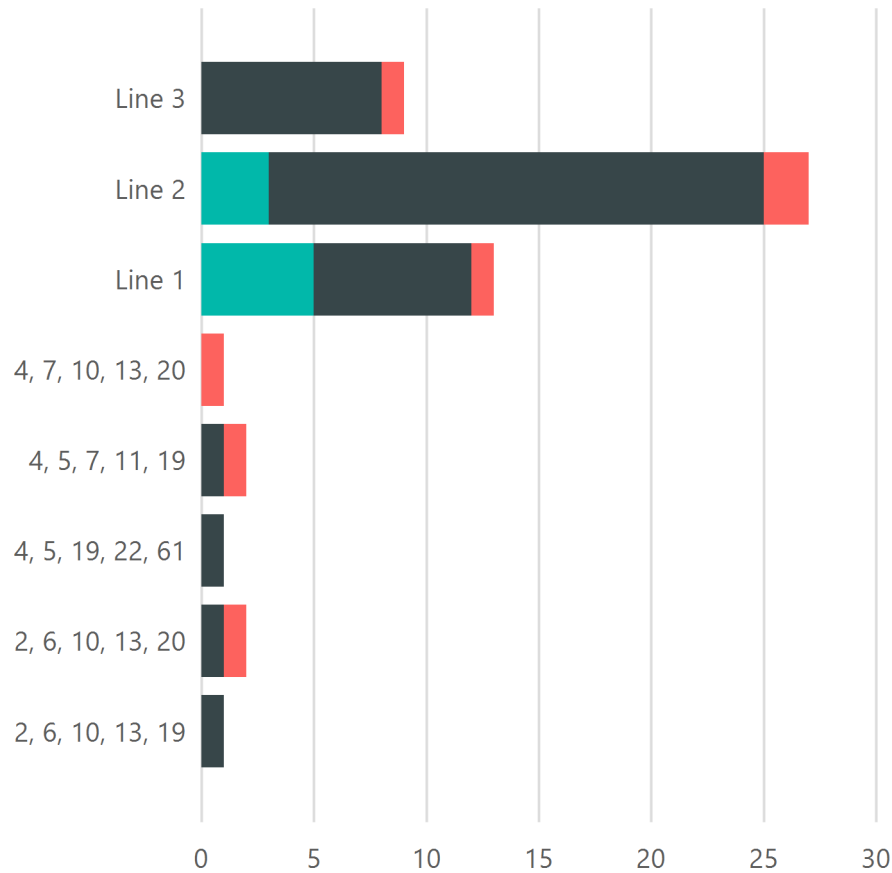
Attack Statistics

Overall

HC Rychenberg Winterthur



interrupted missed score



Players involved	interrupted	missed	score	Total
Line 2	3	22	2	27
Line 1	5	7	1	13
4, 7, 10, 13, 20	0	0	1	1
4, 5, 19, 22, 61	0	1	0	1
Line 3	0	8	1	9
2, 6, 10, 13, 20	0	1	1	2
4, 5, 7, 11, 19	0	1	1	2
2, 6, 10, 13, 19	0	1	0	1
Total	8	41	7	56

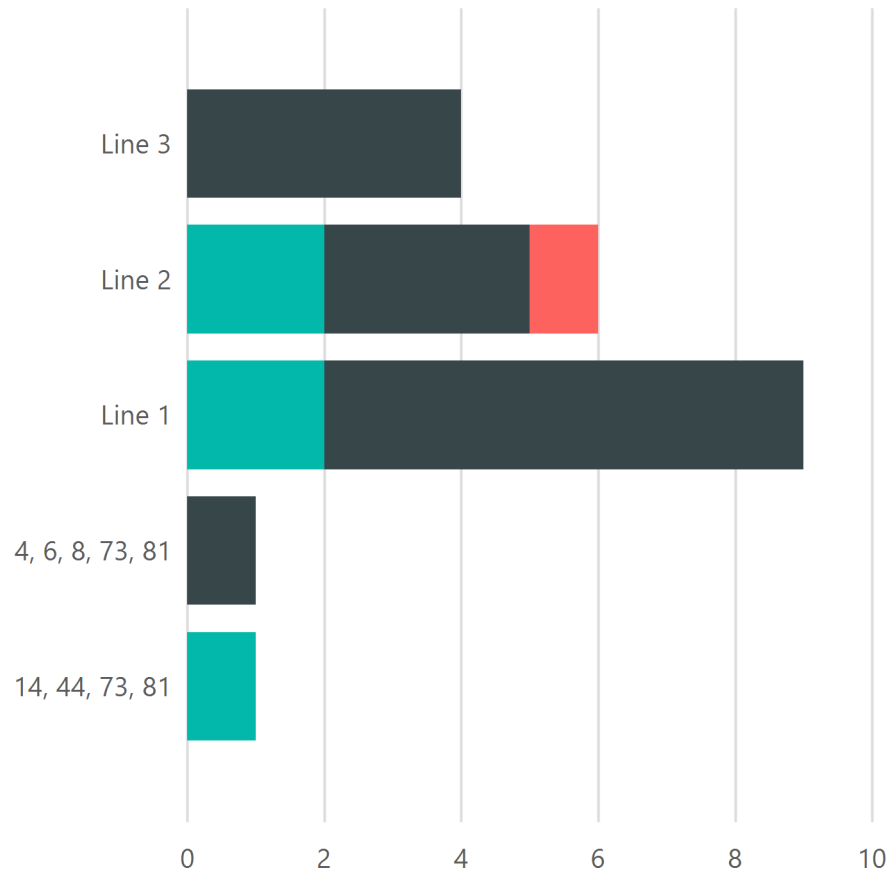
Attack Statistics



SV Wiler-Ersigen

1st Periode

■ interrupted ■ missed ■ score




Players involved	interrupted	missed	score	Total
Line 3	0	4	0	4
14, 44, 73, 81	1	0	0	1
Line 1	2	7	0	9
4, 6, 8, 73, 81	0	1	0	1
Line 2	2	3	1	6
Total	5	15	1	21

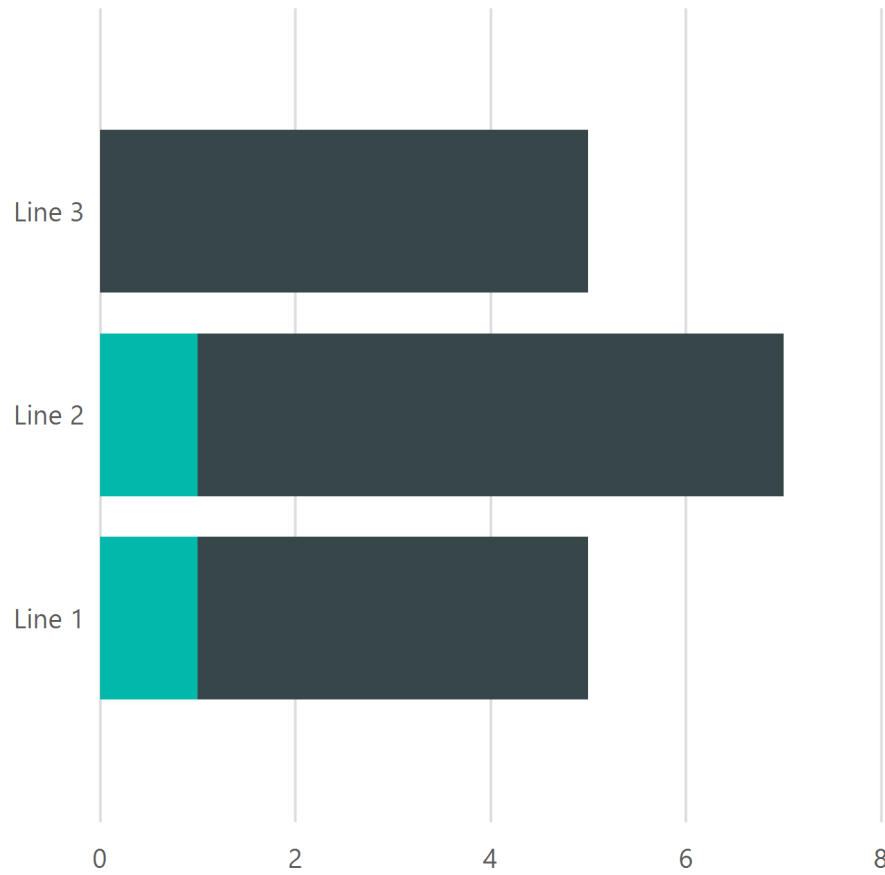
Attack Statistics

1st Periode

HC Rychenberg Winterthur



■ interrupted ■ missed



Players involved	interrupted	missed	Total
Line 2	1	6	7
Line 1	1	4	5
Line 3	0	5	5
Total	2	15	17

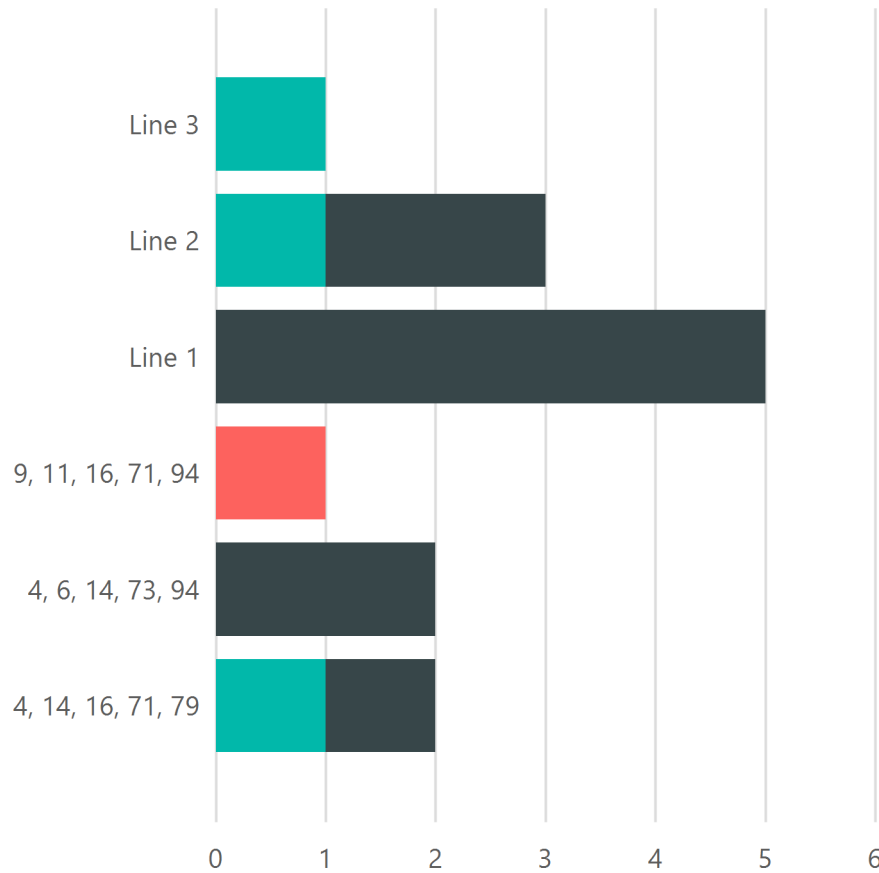
Attack Statistics



SV Wiler-Ersigen

2nd Periode

■ interrupted ■ missed ■ score




Players involved	interrupted	missed	score	Total
Line 2	1	2	0	3
Line 3	1	0	0	1
4, 14, 16, 71, 79	1	1	0	2
9, 11, 16, 71, 94	0	0	1	1
Line 1	0	5	0	5
4, 6, 14, 73, 94	0	2	0	2
Total	3	10	1	14

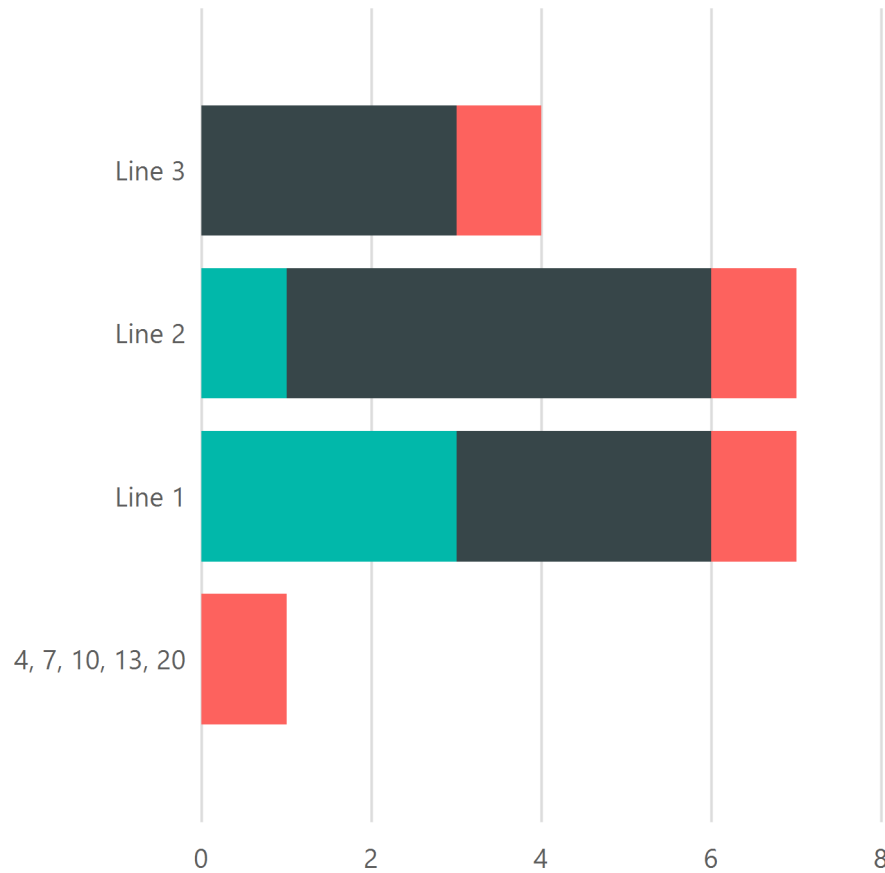
Attack Statistics

2nd Periode

HC Rychenberg Winterthur



■ interrupted ■ missed ■ score



Players involved	interrupted	missed	score	Total
Line 1	3	3	1	7
Line 2	1	5	1	7
4, 7, 10, 13, 20	0	0	1	1
Line 3	0	3	1	4
Total	4	11	4	19

Attack Statistics



SV Wiler-Ersigen

3rd Periode

missed score




Players involved	missed	score	Total
4, 6, 11, 14, 73	1	0	1
4, 14, 16, 71, 79	3	0	3
9, 16, 44, 71, 94	1	0	1
6, 8, 11, 24, 73	0	1	1
6, 9, 44, 73, 94	2	0	2
4, 9, 16, 71, 79	2	1	3
6, 8, 73, 77, 94	2	0	2
4, 11, 16, 71, 79, 94	3	2	5
4, 16, 71, 79, 94	1	0	1
8, 14, 73, 77, 81	1	0	1
6, 8, 24, 73, 77	1	0	1
Total	17	4	21

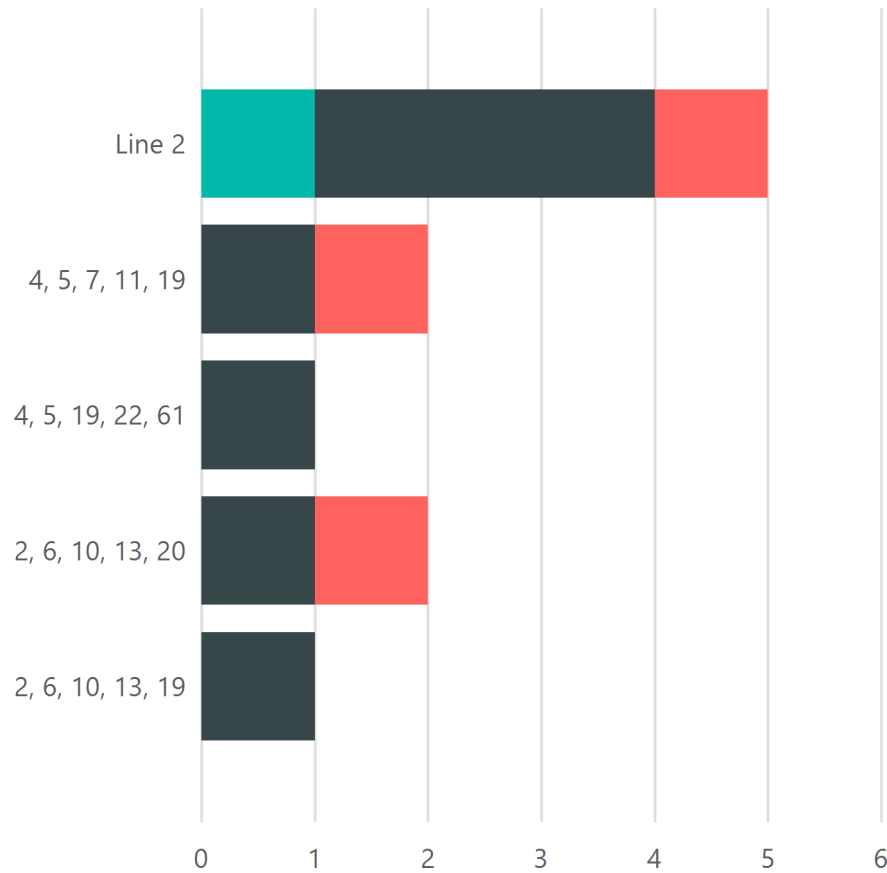
Attack Statistics

3rd Periode

HC Rychenberg Winterthur



■ interrupted ■ missed ■ score



Players involved	interrupted	missed	score	Total
Line 2	1	3	1	5
4, 5, 19, 22, 61	0	1	0	1
2, 6, 10, 13, 20	0	1	1	2
4, 5, 7, 11, 19	0	1	1	2
2, 6, 10, 13, 19	0	1	0	1
Total	1	7	3	11

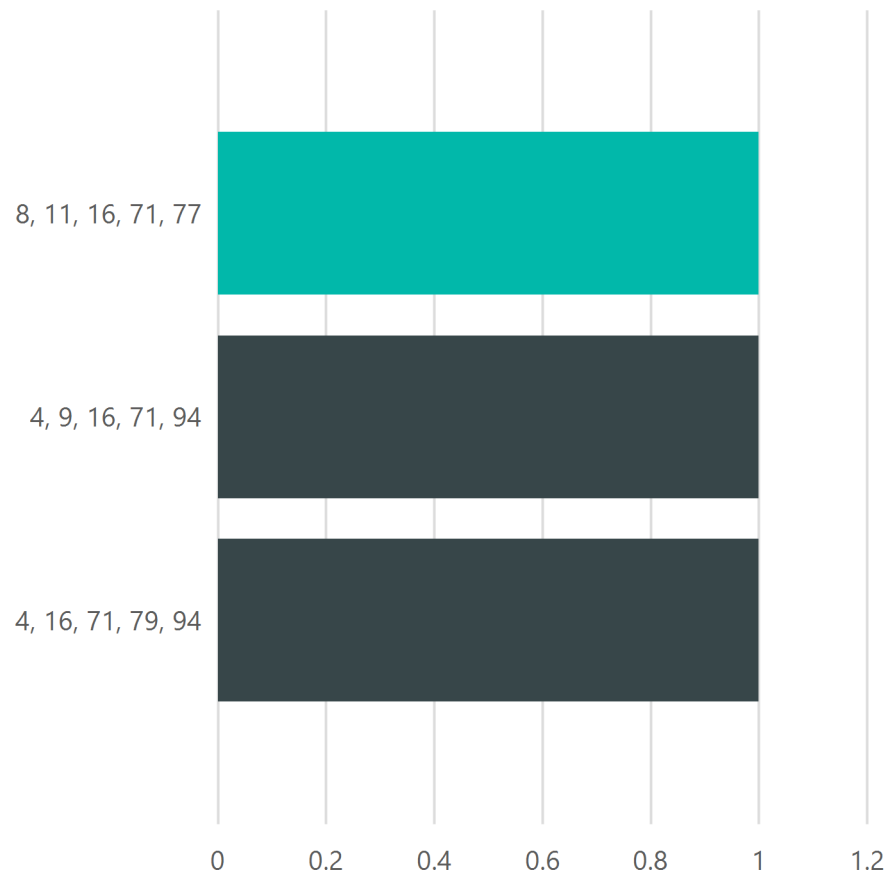
Attack Statistics



SV Wiler-Ersigen

Extra Time

■ interrupted ■ missed




Players involved	interrupted	missed	Total
8, 11, 16, 71, 77	1	0	1
4, 16, 71, 79, 94	0	1	1
4, 9, 16, 71, 94	0	1	1
Total	1	2	3

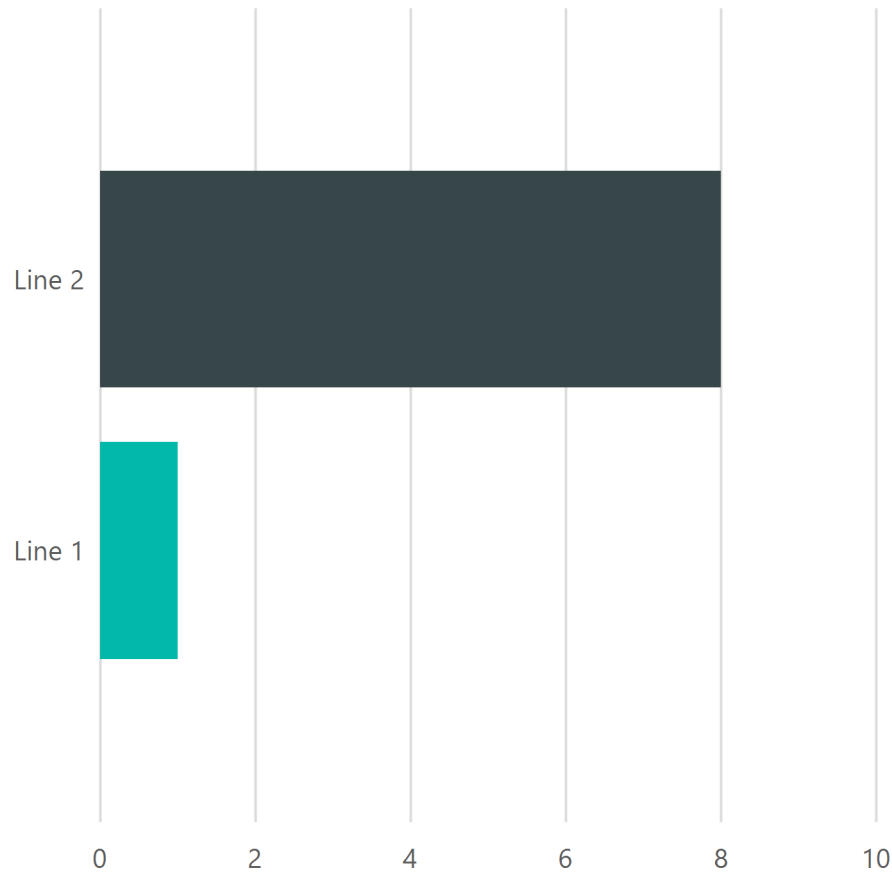
Attack Statistics

Extra Time

HC Rychenberg Winterthur



■ interrupted ■ missed



Players involved	interrupted	missed	Total
Line 2	0	8	8
Line 1	1	0	1
Total	1	8	9