Men's U19 World Floorball Championships 2025
29. April – 4. May | Zurich | Switzerland

Daily Statistics

May 1, 2025



Stars of Tomorrow

Group Statistics

Group D

Group Statistics Group D

Games

29.04.2025	Game	Spectators	in %	Result	Duration
10:00	Australia U19 - Estonia U19	702	5.34	6 : 4	01:42:00
13:00	Slovenia U19 - Spain U19	834	6.34	6 : 8	01:47:00
	Daily average	**768**	**11.68**		

30.04.2025	Game	Spectators	in %	Result	Duration
10:00	Australia U19 - Slovenia U19	687	5.22	3 : 5	01:43:00
13:00	Estonia U19 - Spain U19	613	4.66	2 : 6	01:51:00
	Daily average	**650**	**9.88**		

01.05.2025	Game	Spectators	in %	Result	Duration
10:00	Estonia U19 - Slovenia U19	584	4.44	4 : 5	01:48:00
13:00	Spain U19 - Australia U19	514	3.91	3 : 6	01:55:00
	Daily average	**549**	**8.35**		
	Event average	**656**			

Team Statistic	**Games**	**Shots**				**Goals**		**Bullies**			**Penalties**		
Team	played	Total	on Goal	% on Goal	Efficiency (%)	scored	in %	Total	won	in %	Total (min)	in %	Total (min eff.)
Australia U19	3	163	71	43.56	21.13	15	6.79	37	12	32.43	16	10.00	00:10:16
Estonia U19	3	219	77	35.16	12.99	10	4.52	40	22	55.00	12	7.50	00:08:02
Slovenia U19	3	188	83	44.15	19.28	16	7.24	46	26	56.52	6	3.75	00:04:29
Spain U19	3	269	100	37.17	17.00	17	7.69	43	22	51.16	8	5.00	00:07:19
		839	**331**	**39.45**	**17.52**	**58**		**166**			**42**		

© by Roman Koller (info@floorballstatistics.ch)

Group Statistics Group D

Slovenia U19

	Goals achieved	Goals get	penalty minutes
Team overview	16	15	6

	Games	Plus/Minus					Shots				Goals			Bullies			Penalties	
Player	played	+	-	balance	+ in %	- in %	Total	on Goal	% on Goal	Efficiency (%)	scored	Assists	in %	Total	won	in %	Total (min)	in %
14 Kopavnik Rok	3	0	0	0	0.00	0.00	30	11	36.67	36.36	4	1	25.00	0	0	0.00	2	33.33
9 Španger Rok	3	0	0	0	0.00	0.00	26	8	30.77	37.50	3	2	18.75	15	7	46.67	2	33.33
29 Bogataj Aleksander	3	0	0	0	0.00	0.00	20	9	45.00	11.11	1	4	6.25	9	6	66.67	0	0.00
26 Bogataj Tristan	3	0	0	0	0.00	0.00	25	13	52.00	23.08	3	1	18.75	6	3	50.00	0	0.00
28 Maučec Šuvak Lan	3	0	0	0	0.00	0.00	19	12	63.16	16.67	2	2	12.50	2	0	0.00	0	0.00
79 Volk Jaka	3	0	0	0	0.00	0.00	17	5	29.41	20.00	1	1	6.25	0	0	0.00	0	0.00
25 Kolar Maks	3	0	0	0	0.00	0.00	5	2	40.00	50.00	1	0	6.25	1	1	100.00	2	33.33
12 Tinauer Taj	3	0	0	0	0.00	0.00	8	4	50.00	25.00	1	0	6.25	0	0	0.00	0	0.00
3 Drnovšek Gašper	3	0	0	0	0.00	0.00	7	4	57.14	0.00	0	1	0.00	0	0	0.00	0	0.00
8 Ahac Petrič	3	0	0	0	0.00	0.00	7	3	42.86	0.00	0	1	0.00	1	1	100.00	0	0.00
24 Zima Tai	3	0	0	0	0.00	0.00	1	0	0.00	0.00	0	1	0.00	1	1	100.00	0	0.00
2 Jakopič Jaka	3	0	0	0	0.00	0.00	4	3	75.00	0.00	0	0	0.00	2	1	50.00	0	0.00
15 Razingar Ažbe	3	0	0	0	0.00	0.00	1	0	0.00	0.00	0	0	0.00	0	0	0.00	0	0.00
18 Triler Miha	3	0	0	0	0.00	0.00	2	1	50.00	0.00	0	0	0.00	5	3	60.00	0	0.00
19 Kolenko Martin	1	0	0	0	0.00	0.00	0	0	0.00	0.00	0	0	0.00	0	0	0.00	0	0.00
27 Podlipnik Aljaž	3	0	0	0	0.00	0.00	6	2	33.33	0.00	0	0	0.00	0	0	0.00	0	0.00
30 Ulčar Vid	3	0	0	0	0.00	0.00	8	5	62.50	0.00	0	0	0.00	4	3	75.00	0	0.00
33 Stanovnik Timon	3	0	0	0	0.00	0.00	2	1	50.00	0.00	0	0	0.00	0	0	0.00	0	0.00
							188	**83**	**44.15**	**19.28**				**46**	**26**	**56.52**	**6**	

© by Roman Koller (info@floorballstatistics.ch)

Group Statistics Group D

Slovenia U19

bar	0	0.00 %
missed	0	0.00 %
on goal	0	0.00 %
blocked	1	100.00 %
Shots	**1**	**0.53 %**
Scores	**0**	**0.00 %**

bar	1	3.23 %
blocked	1	3.23 %
missed	4	12.90 %
on goal	25	80.65 %
Shots	**31**	**16.49 %**
Scores	**5**	**31.25 %**

bar	0	0.00 %
blocked	1	9.09 %
missed	4	36.36 %
on goal	6	54.55 %
Shots	**11**	**5.85 %**
Scores	**1**	**6.25 %**

Total on Goal	0
Total Shots	1
Total Scores	0
Precision	**0.00 %**
Efficency	**NaN**

Total on Goal	25
Total Shots	31
Total Scores	5
Precision	**80.65 %**
Efficency	**20.00 %**

Total on Goal	6
Total Shots	11
Total Scores	1
Precision	**54.55 %**
Efficency	**16.67 %**

bar	0	0.00 %
missed	6	22.22 %
blocked	9	33.33 %
on goal	12	44.44 %
Shots	**27**	**14.36 %**
Scores	**2**	**12.50 %**

bar	0	0.00 %
blocked	13	31.71 %
missed	14	34.15 %
on goal	14	34.15 %
Shots	**41**	**21.81 %**
Scores	**4**	**25.00 %**

bar	0	0.00 %
missed	6	17.14 %
blocked	14	40.00 %
on goal	15	42.86 %
Shots	**35**	**18.62 %**
Scores	**1**	**6.25 %**

Total on Goal	12
Total Shots	27
Total Scores	2
Precision	**44.44 %**
Efficency	**16.67 %**

Total on Goal	14
Total Shots	41
Total Scores	4
Precision	**34.15 %**
Efficency	**28.57 %**

Total on Goal	15
Total Shots	35
Total Scores	1
Precision	**42.86 %**
Efficency	**6.67 %**

bar	0	0.00 %
missed	1	14.29 %
blocked	2	28.57 %
on goal	4	57.14 %
Shots	**7**	**3.72 %**
Scores	**1**	**6.25 %**

bar	0	0.00 %
missed	5	21.74 %
on goal	5	21.74 %
blocked	13	56.52 %
Shots	**23**	**12.23 %**
Scores	**2**	**12.50 %**

bar	1	8.33 %
missed	1	8.33 %
on goal	2	16.67 %
blocked	8	66.67 %
Shots	**12**	**6.38 %**
Scores	**0**	**0.00 %**

Total on Goal	4
Total Shots	7
Total Scores	1
Precision	**57.14 %**
Efficency	**25.00 %**

Total on Goal	5
Total Shots	23
Total Scores	2
Precision	**21.74 %**
Efficency	**40.00 %**

Total on Goal	2
Total Shots	12
Total Scores	0
Precision	**16.67 %**
Efficency	**0.00 %**

bar	2	1.06 %
missed	41	21.81 %
blocked	62	32.98 %
on goal	83	44.15 %
Shots	**188**	
Scores	**16**	

Total on Goal	83
Total Shots	188
Total Scores	16
Precision	**44.15 %**
Efficency	**19.28 %**

© by Roman Koller (info@floorballstatistics.ch)

Group Statistics Group D

Short distribution and shots on goal

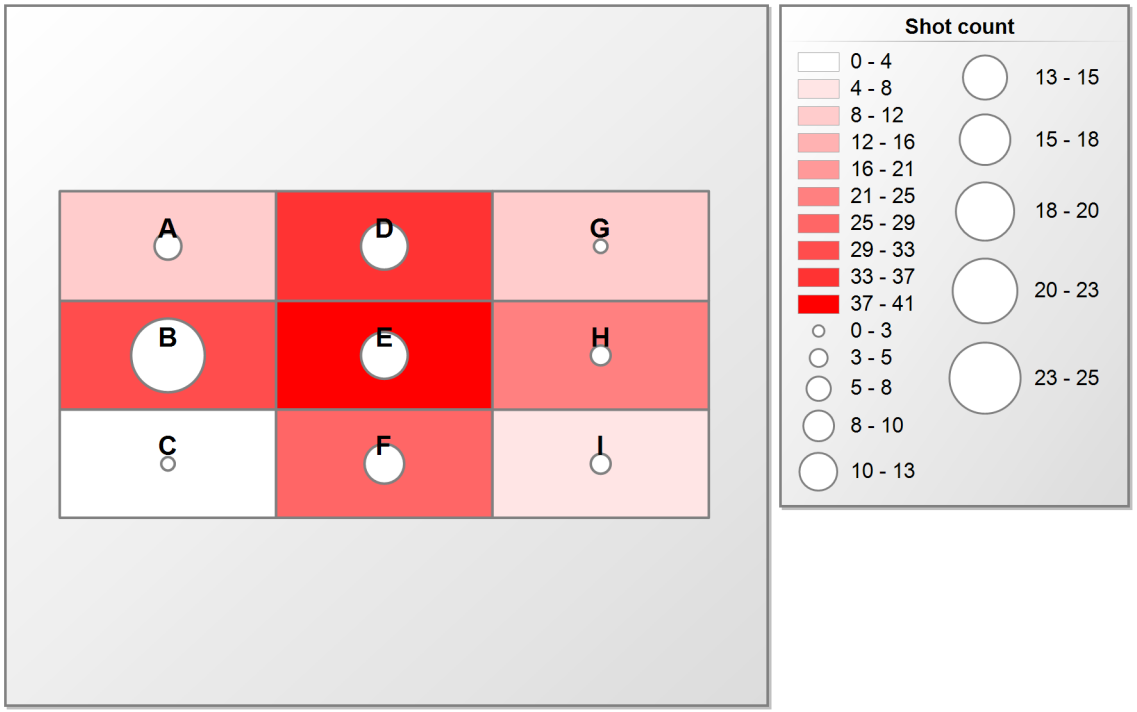

Zone (Fields)	A	B	C	D	E	F	G	H	I	Total
Total	11	31	1	35	41	27	12	23	7	188
on Goal (Circles)	6	25	0	15	14	12	2	5	4	83

© by Roman Koller (info@floorballstatistics.ch)

Group Statistics Group D

Estonia U19

	Goals achieved	Goals get	penalty minutes
Team overview	10	17	12

	Games	Plus/Minus					Shots				Goals			Bullies			Penalties	
Player	played	+	-	balance	+ in %	- in %	Total	on Goal	% on Goal	Efficiency (%)	scored	Assists	in %	Total	won	in %	Total (min)	in %
8 Fjodorov Anton	3	0	0	0	0.00	0.00	25	9	36.00	33.33	3	1	30.00	2	0	0.00	0	0.00
11 Savi Robin	3	0	0	0	0.00	0.00	36	14	38.89	14.29	2	1	20.00	6	5	83.33	0	0.00
15 Kuznetsov Artjom	3	0	0	0	0.00	0.00	23	9	39.13	0.00	0	3	0.00	9	6	66.67	0	0.00
25 Kalamees Matvei	3	0	0	0	0.00	0.00	13	8	61.54	25.00	2	0	20.00	0	0	0.00	4	33.33
27 Räitsak Markus-Lion	3	0	0	0	0.00	0.00	14	3	21.43	33.33	1	1	10.00	6	4	66.67	0	0.00
21 Vaha Kennet	3	0	0	0	0.00	0.00	12	5	41.67	20.00	1	1	10.00	9	3	33.33	2	16.67
39 Moora Rasmus	3	0	0	0	0.00	0.00	24	8	33.33	0.00	0	2	0.00	4	3	75.00	2	16.67
14 Kukk Kert Kristjan	3	0	0	0	0.00	0.00	19	8	42.11	12.50	1	0	10.00	0	0	0.00	0	0.00
3 Villig Mart	3	0	0	0	0.00	0.00	1	0	0.00	0.00	0	0	0.00	0	0	0.00	0	0.00
6 Suurtalu Sander	3	0	0	0	0.00	0.00	4	0	0.00	0.00	0	0	0.00	0	0	0.00	0	0.00
12 Timmusk Sander	3	0	0	0	0.00	0.00	5	1	20.00	0.00	0	0	0.00	2	1	50.00	0	0.00
16 Tera Ott	3	0	0	0	0.00	0.00	1	0	0.00	0.00	0	0	0.00	0	0	0.00	0	0.00
19 Pehka Andreas	3	0	0	0	0.00	0.00	11	3	27.27	0.00	0	0	0.00	1	0	0.00	0	0.00
24 Rosin Marek	3	0	0	0	0.00	0.00	24	6	25.00	0.00	0	0	0.00	0	0	0.00	2	16.67
29 Rande Gregor	3	0	0	0	0.00	0.00	2	1	50.00	0.00	0	0	0.00	0	0	0.00	2	16.67
44 Salm Gustav	3	0	0	0	0.00	0.00	1	1	100.00	0.00	0	0	0.00	1	0	0.00	0	0.00
47 Hugo Jusar	3	0	0	0	0.00	0.00	4	1	25.00	0.00	0	0	0.00	0	0	0.00	0	0.00
							219	**77**	**35.16**	**12.99**				**40**	**22**	**55.00**	**12**	

© by Roman Koller (info@floorballstatistics.ch)

Group Statistics Group D



Estonia U19

bar	0	0.00 %
blocked	0	0.00 %
missed	0	0.00 %
on goal	2	100.00 %
Shots	**2**	**0.91 %**
Scores	**0**	**0.00 %**

bar	0	0.00 %
blocked	0	0.00 %
missed	4	23.53 %
on goal	13	76.47 %
Shots	**17**	**7.76 %**
Scores	**1**	**10.00 %**

bar	0	0.00 %
blocked	0	0.00 %
missed	1	33.33 %
on goal	2	66.67 %
Shots	**3**	**1.37 %**
Scores	**0**	**0.00 %**

Total on Goal	2
Total Shots	2
Total Scores	0
Precision	**100.00 %**
Efficency	**0.00 %**

Total on Goal	13
Total Shots	17
Total Scores	1
Precision	**76.47 %**
Efficency	**7.69 %**

Total on Goal	2
Total Shots	3
Total Scores	0
Precision	**66.67 %**
Efficency	**0.00 %**

bar	0	0.00 %
on goal	12	31.58 %
blocked	13	34.21 %
missed	13	34.21 %
Shots	**38**	**17.35 %**
Scores	**2**	**20.00 %**

bar	0	0.00 %
missed	4	10.26 %
blocked	16	41.03 %
on goal	19	48.72 %
Shots	**39**	**17.81 %**
Scores	**4**	**40.00 %**

bar	0	0.00 %
missed	9	25.71 %
on goal	11	31.43 %
blocked	15	42.86 %
Shots	**35**	**15.98 %**
Scores	**1**	**10.00 %**

Total on Goal	12
Total Shots	38
Total Scores	2
Precision	**31.58 %**
Efficency	**16.67 %**

Total on Goal	19
Total Shots	39
Total Scores	4
Precision	**48.72 %**
Efficency	**21.05 %**

Total on Goal	11
Total Shots	35
Total Scores	1
Precision	**31.43 %**
Efficency	**9.09 %**

bar	0	0.00 %
missed	2	14.29 %
on goal	3	21.43 %
blocked	9	64.29 %
Shots	**14**	**6.39 %**
Scores	**0**	**0.00 %**

bar	0	0.00 %
missed	8	20.51 %
on goal	10	25.64 %
blocked	21	53.85 %
Shots	**39**	**17.81 %**
Scores	**2**	**20.00 %**

bar	0	0.00 %
on goal	5	15.63 %
missed	9	28.13 %
blocked	18	56.25 %
Shots	**32**	**14.61 %**
Scores	**0**	**0.00 %**

Total on Goal	3
Total Shots	14
Total Scores	0
Precision	**21.43 %**
Efficency	**0.00 %**

Total on Goal	10
Total Shots	39
Total Scores	2
Precision	**25.64 %**
Efficency	**20.00 %**

Total on Goal	5
Total Shots	32
Total Scores	0
Precision	**15.63 %**
Efficency	**0.00 %**

bar	0	0.00 %
missed	50	22.83 %
on goal	77	35.16 %
blocked	92	42.01 %
Shots	**219**	
Scores	**10**	

Total on Goal	77
Total Shots	219
Total Scores	10
Precision	**35.16 %**
Efficency	**12.99 %**

© by Roman Koller (info@floorballstatistics.ch)

Group Statistics Group D

Short distribution and shots on goal

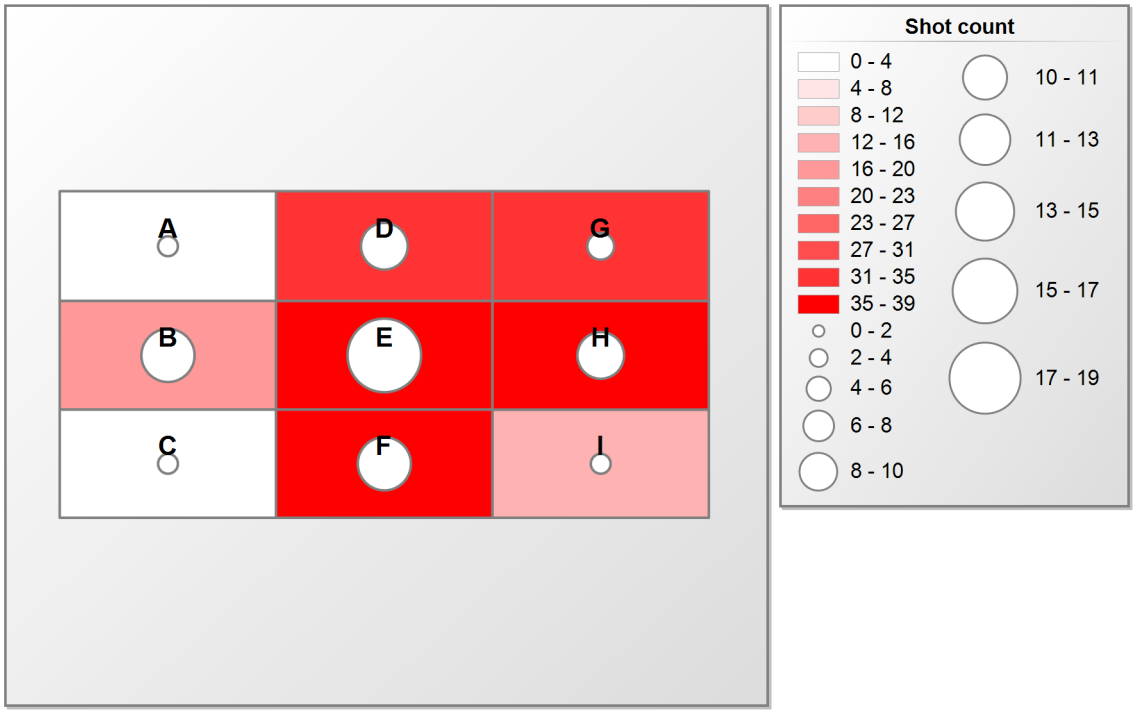

Zone (Fields)	A	B	C	D	E	F	G	H	I	Total
Total	3	17	2	35	39	38	32	39	14	219
on Goal (Circles)	2	13	2	11	19	12	5	10	3	77

© by Roman Koller (info@floorballstatistics.ch)

Group Statistics Group D

Australia U19

	Goals achieved	Goals get	penalty minutes
Team overview	15	12	16

	Games	Plus/Minus					Shots				Goals			Bullies			Penalties	
Player	played	+	-	balance	+ in %	- in %	Total	on Goal	% on Goal	Efficiency (%)	scored	Assists	in %	Total	won	in %	Total (min)	in %
30 Meyer Thomas	3	0	0	0	0.00	0.00	16	9	56.25	22.22	2	4	13.33	0	0	0.00	0	0.00
2 Rak Benjamin	3	0	0	0	0.00	0.00	25	14	56.00	28.57	4	1	26.67	10	2	20.00	0	0.00
23 Richardson Travis	3	0	0	0	0.00	0.00	25	7	28.00	14.29	1	3	6.67	1	0	0.00	0	0.00
6 Franz Oliver	3	0	0	0	0.00	0.00	10	6	60.00	33.33	2	1	13.33	23	10	43.48	0	0.00
29 Hopkins Jed	3	0	0	0	0.00	0.00	22	10	45.45	20.00	2	0	13.33	0	0	0.00	2	12.50
47 van der Sar Hugh	2	0	0	0	0.00	0.00	8	2	25.00	50.00	1	1	6.67	0	0	0.00	0	0.00
11 Feurstein Kent	3	0	0	0	0.00	0.00	14	7	50.00	14.29	1	1	6.67	0	0	0.00	0	0.00
44 Craig Flynn	3	0	0	0	0.00	0.00	2	0	0.00	0.00	0	2	0.00	0	0	0.00	0	0.00
9 Knox Lyttle Reid	3	0	0	0	0.00	0.00	4	1	25.00	100.00	1	0	6.67	0	0	0.00	0	0.00
10 Ross Dylan	3	0	0	0	0.00	0.00	6	2	33.33	50.00	1	0	6.67	3	0	0.00	0	0.00
7 Marie-Soong Oliver	3	0	0	0	0.00	0.00	2	1	50.00	0.00	0	0	0.00	0	0	0.00	0	0.00
12 Kulcar Kiran	3	0	0	0	0.00	0.00	0	0	0.00	0.00	0	0	0.00	0	0	0.00	0	0.00
15 Skett Alexander	3	0	0	0	0.00	0.00	17	10	58.82	0.00	0	0	0.00	0	0	0.00	0	0.00
16 Balamurugan Gautham	3	0	0	0	0.00	0.00	1	0	0.00	0.00	0	0	0.00	0	0	0.00	0	0.00
27 McKinsley Jacob	3	0	0	0	0.00	0.00	0	0	0.00	0.00	0	0	0.00	0	0	0.00	0	0.00
42 Crofts Callum	3	0	0	0	0.00	0.00	1	1	100.00	0.00	0	0	0.00	0	0	0.00	0	0.00
71 Rawlins Edward	3	0	0	0	0.00	0.00	10	1	10.00	0.00	0	0	0.00	0	0	0.00	2	12.50
80 Meyer Samuel	3	0	0	0	0.00	0.00	0	0	0.00	0.00	0	0	0.00	0	0	0.00	0	0.00
							163	**71**	**43.56**	**21.13**				**37**	**12**	**32.43**	**4**	

© by Roman Koller (info@floorballstatistics.ch)

Group Statistics Group D

Australia U19

bar	0	0.00 %
missed	0	0.00 %
blocked	2	40.00 %
on goal	3	60.00 %
Shots	**5**	**3.07 %**
Scores	**0**	**0.00 %**

bar	1	3.03 %
missed	2	6.06 %
blocked	4	12.12 %
on goal	26	78.79 %
Shots	**33**	**20.25 %**
Scores	**7**	**46.67 %**

bar	0	0.00 %
blocked	0	0.00 %
on goal	0	0.00 %
missed	1	100.00 %
Shots	**1**	**0.61 %**
Scores	**0**	**0.00 %**

Total on Goal	3
Total Shots	5
Total Scores	0
Precision	**60.00 %**
Efficency	**0.00 %**

Total on Goal	26
Total Shots	33
Total Scores	7
Precision	**78.79 %**
Efficency	**26.92 %**

Total on Goal	0
Total Shots	1
Total Scores	0
Precision	**0.00 %**
Efficency	**NaN**

bar	0	0.00 %
missed	4	16.67 %
blocked	10	41.67 %
on goal	10	41.67 %
Shots	**24**	**14.72 %**
Scores	**1**	**6.67 %**

bar	0	0.00 %
missed	10	25.64 %
blocked	13	33.33 %
on goal	16	41.03 %
Shots	**39**	**23.93 %**
Scores	**6**	**40.00 %**

bar	1	5.56 %
on goal	3	16.67 %
missed	5	27.78 %
blocked	9	50.00 %
Shots	**18**	**11.04 %**
Scores	**1**	**6.67 %**

Total on Goal	10
Total Shots	24
Total Scores	1
Precision	**41.67 %**
Efficency	**10.00 %**

Total on Goal	16
Total Shots	39
Total Scores	6
Precision	**41.03 %**
Efficency	**37.50 %**

Total on Goal	3
Total Shots	18
Total Scores	1
Precision	**16.67 %**
Efficency	**33.33 %**

bar	0	0.00 %
on goal	2	25.00 %
blocked	3	37.50 %
missed	3	37.50 %
Shots	**8**	**4.91 %**
Scores	**0**	**0.00 %**

bar	0	0.00 %
missed	4	19.05 %
on goal	7	33.33 %
blocked	10	47.62 %
Shots	**21**	**12.88 %**
Scores	**0**	**0.00 %**

bar	0	0.00 %
on goal	4	28.57 %
blocked	5	35.71 %
missed	5	35.71 %
Shots	**14**	**8.59 %**
Scores	**0**	**0.00 %**

Total on Goal	2
Total Shots	8
Total Scores	0
Precision	**25.00 %**
Efficency	**0.00 %**

Total on Goal	7
Total Shots	21
Total Scores	0
Precision	**33.33 %**
Efficency	**0.00 %**

Total on Goal	4
Total Shots	14
Total Scores	0
Precision	**28.57 %**
Efficency	**0.00 %**

bar	2	1.23 %
missed	34	20.86 %
blocked	56	34.36 %
on goal	71	43.56 %
Shots	**163**	
Scores	**15**	

Total on Goal	71
Total Shots	163
Total Scores	15
Precision	**43.56 %**
Efficency	**21.13 %**

© by Roman Koller (info@floorballstatistics.ch)

Group Statistics Group D

Short distribution and shots on goal

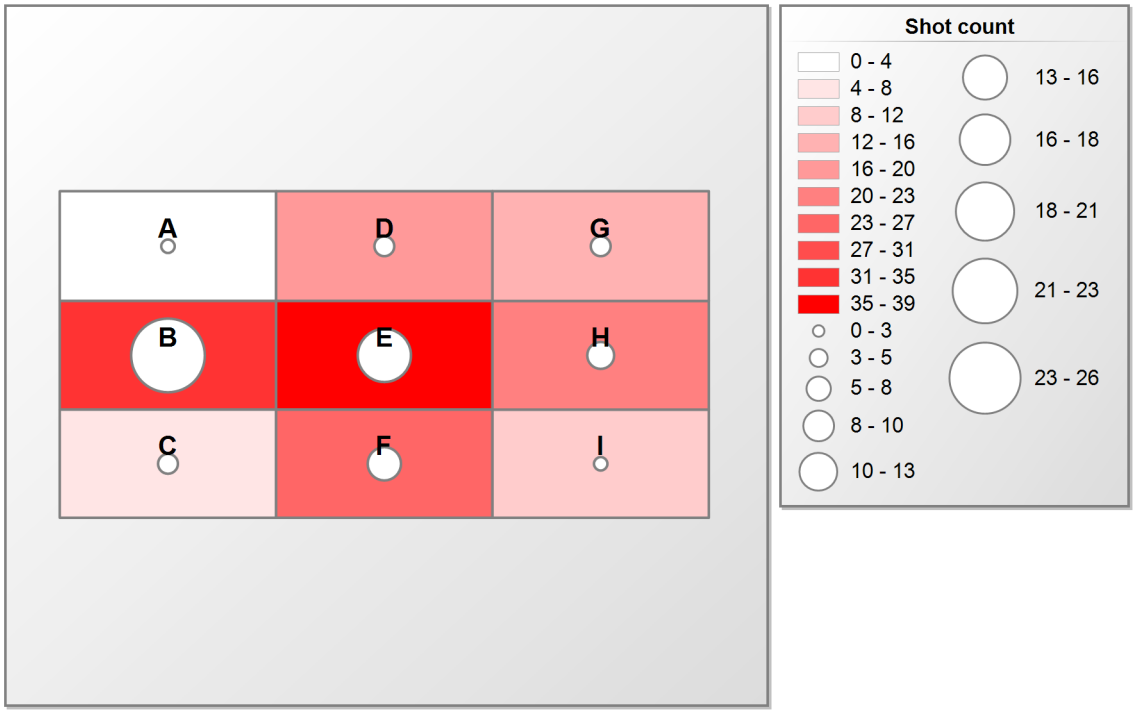

Zone (Fields)	A	B	C	D	E	F	G	H	I	Total
Total	1	33	5	18	39	24	14	21	8	163
on Goal (Circles)	0	26	3	3	16	10	4	7	2	71

© by Roman Koller (info@floorballstatistics.ch)

Group Statistics Group D

Spain U19

	Goals achieved	Goals get	penalty minutes
Team overview	17	14	8

	Games	Plus/Minus					Shots				Goals			Bullies			Penalties	
Player	played	+	-	balance	+ in %	- in %	Total	on Goal	% on Goal	Efficiency (%)	scored	Assists	in %	Total	won	in %	Total (min)	in %
6 García González Ignacio	3	0	0	0	0.00	0.00	39	14	35.90	28.57	4	2	23.53	20	9	45.00	0	0.00
87 Rodríguez Barbadillo Jorge	3	0	0	0	0.00	0.00	36	11	30.56	36.36	4	0	23.53	0	0	0.00	2	25.00
24 Martín Gallego Héctor	3	0	0	0	0.00	0.00	22	11	50.00	18.18	2	2	11.76	7	5	71.43	0	0.00
15 Sopelana García Santiago	3	0	0	0	0.00	0.00	8	4	50.00	25.00	1	2	5.88	1	0	0.00	0	0.00
18 López De Vicuña Samuel	3	0	0	0	0.00	0.00	11	3	27.27	66.67	2	0	11.76	1	0	0.00	0	0.00
9 Sánchez Marcos Sergio	3	0	0	0	0.00	0.00	25	14	56.00	14.29	2	0	11.76	0	0	0.00	0	0.00
11 Jorge Cobo David	3	0	0	0	0.00	0.00	7	2	28.57	50.00	1	1	5.88	14	8	57.14	0	0.00
13 García Reñones Alejandro	3	0	0	0	0.00	0.00	25	7	28.00	0.00	0	2	0.00	0	0	0.00	2	25.00
17 Dujardín Sanz Hugo Luis	3	0	0	0	0.00	0.00	21	9	42.86	11.11	1	0	5.88	0	0	0.00	2	25.00
10 González Sánchez Aarón	3	0	0	0	0.00	0.00	12	1	8.33	0.00	0	1	0.00	0	0	0.00	2	25.00
21 Aranda Figuereido Rodrigo	3	0	0	0	0.00	0.00	5	3	60.00	0.00	0	1	0.00	0	0	0.00	0	0.00
29 Bravo Jiménez Carlos	3	0	0	0	0.00	0.00	12	6	50.00	0.00	0	1	0.00	0	0	0.00	0	0.00
31 De La Cuadra Gonzalo	3	0	0	0	0.00	0.00	13	4	30.77	0.00	0	1	0.00	0	0	0.00	0	0.00
7 Pérez Cornejo Rubén	3	0	0	0	0.00	0.00	12	4	33.33	0.00	0	0	0.00	0	0	0.00	0	0.00
8 Cerny Delgado Santiago	3	0	0	0	0.00	0.00	2	0	0.00	0.00	0	0	0.00	0	0	0.00	0	0.00
12 Blas López Héctor	3	0	0	0	0.00	0.00	6	3	50.00	0.00	0	0	0.00	0	0	0.00	0	0.00
19 Doval Gómez Iván	3	0	0	0	0.00	0.00	4	0	0.00	0.00	0	0	0.00	0	0	0.00	0	0.00
77 Garde Jiménez Diego	3	0	0	0	0.00	0.00	9	4	44.44	0.00	0	0	0.00	0	0	0.00	0	0.00
							269	**100**	**37.17**	**17.00**				**43**	**22**	**51.16**	**8**	

© by Roman Koller (info@floorballstatistics.ch)

Group Statistics Group D

Spain U19

bar	0	0.00 %
on goal	3	27.27 %
blocked	4	36.36 %
missed	4	36.36 %
Shots	**11**	**4.09 %**
Scores	**0**	**0.00 %**

bar	0	0.00 %
blocked	5	16.13 %
missed	6	19.35 %
on goal	20	64.52 %
Shots	**31**	**11.52 %**
Scores	**6**	**35.29 %**

bar	0	0.00 %
blocked	3	30.00 %
missed	3	30.00 %
on goal	4	40.00 %
Shots	**10**	**3.72 %**
Scores	**1**	**5.88 %**

Total on Goal	3
Total Shots	11
Total Scores	0
Precision	**27.27 %**
Efficency	**0.00 %**

Total on Goal	20
Total Shots	31
Total Scores	6
Precision	**64.52 %**
Efficency	**30.00 %**

Total on Goal	4
Total Shots	10
Total Scores	1
Precision	**40.00 %**
Efficency	**25.00 %**

bar	0	0.00 %
on goal	19	27.94 %
blocked	22	32.35 %
missed	27	39.71 %
Shots	**68**	**25.28 %**
Scores	**1**	**5.88 %**

bar	0	0.00 %
missed	9	19.57 %
blocked	15	32.61 %
on goal	22	47.83 %
Shots	**46**	**17.10 %**
Scores	**6**	**35.29 %**

bar	2	3.64 %
on goal	14	25.45 %
missed	15	27.27 %
blocked	24	43.64 %
Shots	**55**	**20.45 %**
Scores	**2**	**11.76 %**

Total on Goal	19
Total Shots	68
Total Scores	1
Precision	**27.94 %**
Efficency	**5.26 %**

Total on Goal	22
Total Shots	46
Total Scores	6
Precision	**47.83 %**
Efficency	**27.27 %**

Total on Goal	14
Total Shots	55
Total Scores	2
Precision	**25.45 %**
Efficency	**14.29 %**

bar	0	0.00 %
on goal	3	21.43 %
blocked	4	28.57 %
missed	7	50.00 %
Shots	**14**	**5.20 %**
Scores	**0**	**0.00 %**

bar	0	0.00 %
missed	4	16.67 %
blocked	10	41.67 %
on goal	10	41.67 %
Shots	**24**	**8.92 %**
Scores	**0**	**0.00 %**

bar	0	0.00 %
missed	2	20.00 %
blocked	3	30.00 %
on goal	5	50.00 %
Shots	**10**	**3.72 %**
Scores	**1**	**5.88 %**

Total on Goal	3
Total Shots	14
Total Scores	0
Precision	**21.43 %**
Efficency	**0.00 %**

Total on Goal	10
Total Shots	24
Total Scores	0
Precision	**41.67 %**
Efficency	**0.00 %**

Total on Goal	5
Total Shots	10
Total Scores	1
Precision	**50.00 %**
Efficency	**20.00 %**

bar	2	0.74 %
missed	77	28.62 %
blocked	90	33.46 %
on goal	100	37.17 %
Shots	**269**	
Scores	**17**	

Total on Goal	100
Total Shots	269
Total Scores	17
Precision	**37.17 %**
Efficency	**17.00 %**

© by Roman Koller (info@floorballstatistics.ch)

Group Statistics Group D

Short distribution and shots on goal

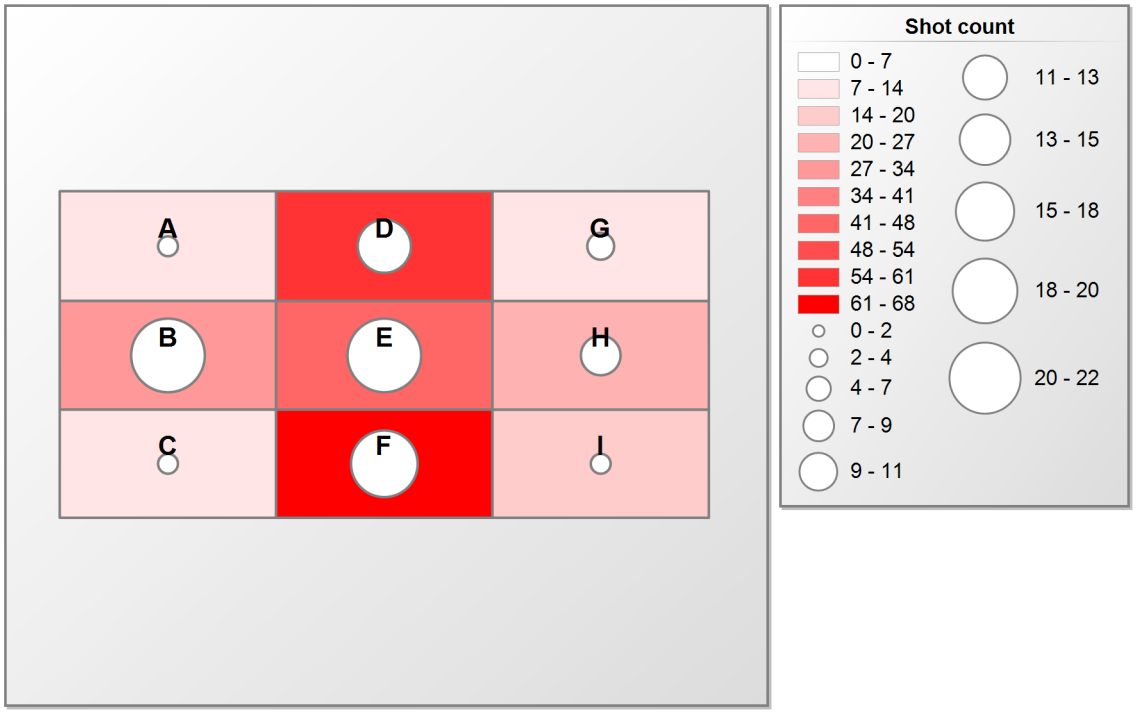

Zone (Fields)	A	B	C	D	E	F	G	H	I	Total
Total	10	31	11	55	46	68	10	24	14	269
on Goal (Circles)	4	20	3	14	22	19	5	10	3	100

© by Roman Koller (info@floorballstatistics.ch)

Group Statistics Group D

Player Statistic			Games	Shots				Goals			Scorer points		Bullies			Penalties	
	Player	Team	played	Total	on Goal	% on Goal	Efficiency (%)	scored	Assists	in %	Total	pt./game	Total	won	in %	Total (min)	in %
1.	García González Ignacio (6)	ESP	3	39	14	35.90	28.57	4	2	1.81	6	2.00	20	9	45.00	0	0.00
2.	Meyer Thomas (30)	AUS	3	16	9	56.25	22.22	2	4	0.90	6	2.00	0	0	0.00	0	0.00
3.	Kopavnik Rok (14)	SLO	3	30	11	36.67	36.36	4	1	1.81	5	1.67	0	0	0.00	2	1.25
4.	Rak Benjamin (2)	AUS	3	25	14	56.00	28.57	4	1	1.81	5	1.67	10	2	20.00	0	0.00
5.	Španger Rok (9)	SLO	3	26	8	30.77	37.50	3	2	1.36	5	1.67	15	7	46.67	2	1.25
6.	Bogataj Aleksander (29)	SLO	3	20	9	45.00	11.11	1	4	0.45	5	1.67	9	6	66.67	0	0.00
7.	Rodríguez Barbadillo Jorge (87)	ESP	3	36	11	30.56	36.36	4	0	1.81	4	1.33	0	0	0.00	2	1.25
8.	Fjodorov Anton (8)	EST	3	25	9	36.00	33.33	3	1	1.36	4	1.33	2	0	0.00	0	0.00
9.	Bogataj Tristan (26)	SLO	3	25	13	52.00	23.08	3	1	1.36	4	1.33	6	3	50.00	0	0.00
10.	Martín Gallego Héctor (24)	ESP	3	22	11	50.00	18.18	2	2	0.90	4	1.33	7	5	71.43	0	0.00
11.	Maučec Šuvak Lan (28)	SLO	3	19	12	63.16	16.67	2	2	0.90	4	1.33	2	0	0.00	0	0.00
12.	Richardson Travis (23)	AUS	3	25	7	28.00	14.29	1	3	0.45	4	1.33	1	0	0.00	0	0.00
13.	Franz Oliver (6)	AUS	3	10	6	60.00	33.33	2	1	0.90	3	1.00	23	10	43.48	0	0.00
14.	Savi Robin (11)	EST	3	36	14	38.89	14.29	2	1	0.90	3	1.00	6	5	83.33	0	0.00
15.	Sopelana García Santiago (15)	ESP	3	8	4	50.00	25.00	1	2	0.45	3	1.00	1	0	0.00	0	0.00
16.	Kuznetsov Artjom (15)	EST	3	23	9	39.13	0.00	0	3	0.00	3	1.00	9	6	66.67	0	0.00
17.	López De Vicuña Samuel (18)	ESP	3	11	3	27.27	66.67	2	0	0.90	2	0.67	1	0	0.00	0	0.00
18.	Kalamees Matvei (25)	EST	3	13	8	61.54	25.00	2	0	0.90	2	0.67	0	0	0.00	4	2.50
19.	Hopkins Jed (29)	AUS	3	22	10	45.45	20.00	2	0	0.90	2	0.67	0	0	0.00	2	1.25
20.	Sánchez Marcos Sergio (9)	ESP	3	25	14	56.00	14.29	2	0	0.90	2	0.67	0	0	0.00	0	0.00
21.	van der Sar Hugh (47)	AUS	2	8	2	25.00	50.00	1	1	0.45	2	1.00	0	0	0.00	0	0.00
22.	Jorge Cobo David (11)	ESP	3	7	2	28.57	50.00	1	1	0.45	2	0.67	14	8	57.14	0	0.00
23.	Räitsak Markus-Lion (27)	EST	3	14	3	21.43	33.33	1	1	0.45	2	0.67	6	4	66.67	0	0.00
24.	Vaha Kennet (21)	EST	3	12	5	41.67	20.00	1	1	0.45	2	0.67	9	3	33.33	2	1.25
25.	Volk Jaka (79)	SLO	3	17	5	29.41	20.00	1	1	0.45	2	0.67	0	0	0.00	0	0.00
26.	Feurstein Kent (11)	AUS	3	14	7	50.00	14.29	1	1	0.45	2	0.67	0	0	0.00	0	0.00
27.	Craig Flynn (44)	AUS	3	2	0	0.00	0.00	0	2	0.00	2	0.67	0	0	0.00	0	0.00
28.	García Reñones Alejandro (13)	ESP	3	25	7	28.00	0.00	0	2	0.00	2	0.67	0	0	0.00	2	1.25
29.	Moora Rasmus (39)	EST	3	24	8	33.33	0.00	0	2	0.00	2	0.67	4	3	75.00	2	1.25

© by Roman Koller (info@floorballstatistics.ch)

Group Statistics Group D

Player Statistic			Games	Shots				Goals			Scorer points		Bullies			Penalties	
	Player	Team	played	Total	on Goal	% on Goal	Efficiency (%)	scored	Assists	in %	Total	pt./game	Total	won	in %	Total (min)	in %
30.	Knox Lyttle Reid (9)	AUS	3	4	1	25.00	100.00	1	0	0.45	1	0.33	0	0	0.00	0	0.00
31.	Ross Dylan (10)	AUS	3	6	2	33.33	50.00	1	0	0.45	1	0.33	3	0	0.00	0	0.00
32.	Kolar Maks (25)	SLO	3	5	2	40.00	50.00	1	0	0.45	1	0.33	1	1	100.00	2	1.25
33.	Tinauer Taj (12)	SLO	3	8	4	50.00	25.00	1	0	0.45	1	0.33	0	0	0.00	0	0.00
34.	Kukk Kert Kristjan (14)	EST	3	19	8	42.11	12.50	1	0	0.45	1	0.33	0	0	0.00	0	0.00
35.	Dujardín Sanz Hugo Luis (17)	ESP	3	21	9	42.86	11.11	1	0	0.45	1	0.33	0	0	0.00	2	1.25
36.	González Sánchez Aarón (10)	ESP	3	12	1	8.33	0.00	0	1	0.00	1	0.33	0	0	0.00	2	1.25
37.	Aranda Figuereido Rodrigo (21)	ESP	3	5	3	60.00	0.00	0	1	0.00	1	0.33	0	0	0.00	0	0.00
38.	Bravo Jiménez Carlos (29)	ESP	3	12	6	50.00	0.00	0	1	0.00	1	0.33	0	0	0.00	0	0.00
39.	De La Cuadra Gonzalo (31)	ESP	3	13	4	30.77	0.00	0	1	0.00	1	0.33	0	0	0.00	0	0.00
40.	Drnovšek Gašper (3)	SLO	3	7	4	57.14	0.00	0	1	0.00	1	0.33	0	0	0.00	0	0.00
41.	Ahac Petrič (8)	SLO	3	7	3	42.86	0.00	0	1	0.00	1	0.33	1	1	100.00	0	0.00
42.	Zima Tai (24)	SLO	3	1	0	0.00	0.00	0	1	0.00	1	0.33	1	1	100.00	0	0.00
43.	Marie-Soong Oliver (7)	AUS	3	2	1	50.00	0.00	0	0	0.00	0	0.00	0	0	0.00	0	0.00
44.	Kulcar Kiran (12)	AUS	3	0	0	0.00	0.00	0	0	0.00	0	0.00	0	0	0.00	0	0.00
45.	Skett Alexander (15)	AUS	3	17	10	58.82	0.00	0	0	0.00	0	0.00	0	0	0.00	0	0.00
46.	Balamurugan Gautham (16)	AUS	3	1	0	0.00	0.00	0	0	0.00	0	0.00	0	0	0.00	0	0.00
47.	McKinsley Jacob (27)	AUS	3	0	0	0.00	0.00	0	0	0.00	0	0.00	0	0	0.00	0	0.00
48.	Crofts Callum (42)	AUS	3	1	1	100.00	0.00	0	0	0.00	0	0.00	0	0	0.00	0	0.00
49.	Rawlins Edward (71)	AUS	3	10	1	10.00	0.00	0	0	0.00	0	0.00	0	0	0.00	2	1.25
50.	Meyer Samuel (80)	AUS	3	0	0	0.00	0.00	0	0	0.00	0	0.00	0	0	0.00	0	0.00
51.	Pérez Cornejo Rubén (7)	ESP	3	12	4	33.33	0.00	0	0	0.00	0	0.00	0	0	0.00	0	0.00
52.	Cerny Delgado Santiago (8)	ESP	3	2	0	0.00	0.00	0	0	0.00	0	0.00	0	0	0.00	0	0.00
53.	Blas López Héctor (12)	ESP	3	6	3	50.00	0.00	0	0	0.00	0	0.00	0	0	0.00	0	0.00
54.	Doval Gómez Iván (19)	ESP	3	4	0	0.00	0.00	0	0	0.00	0	0.00	0	0	0.00	0	0.00
55.	Garde Jiménez Diego (77)	ESP	3	9	4	44.44	0.00	0	0	0.00	0	0.00	0	0	0.00	0	0.00
56.	Villig Mart (3)	EST	3	1	0	0.00	0.00	0	0	0.00	0	0.00	0	0	0.00	0	0.00
57.	Suurtalu Sander (6)	EST	3	4	0	0.00	0.00	0	0	0.00	0	0.00	0	0	0.00	0	0.00
58.	Timmusk Sander (12)	EST	3	5	1	20.00	0.00	0	0	0.00	0	0.00	2	1	50.00	0	0.00
59.	Tera Ott (16)	EST	3	1	0	0.00	0.00	0	0	0.00	0	0.00	0	0	0.00	0	0.00

© by Roman Koller (info@floorballstatistics.ch)

Group Statistics Group D

Player Statistic			Games	Shots				Goals			Scorer points		Bullies			Penalties	
	Player	**Team**	played	Total	on Goal	% on Goal	Efficiency (%)	scored	Assists	in %	Total	pt./game	Total	won	in %	Total (min)	in %
60.	Pehka Andreas (19)	EST	3	11	3	27.27	0.00	0	0	0.00	0	0.00	1	0	0.00	0	0.00
61.	Rosin Marek (24)	EST	3	24	6	25.00	0.00	0	0	0.00	0	0.00	0	0	0.00	2	1.25
62.	Rande Gregor (29)	EST	3	2	1	50.00	0.00	0	0	0.00	0	0.00	0	0	0.00	2	1.25
63.	Salm Gustav (44)	EST	3	1	1	100.00	0.00	0	0	0.00	0	0.00	1	0	0.00	0	0.00
64.	Hugo Jusar (47)	EST	3	4	1	25.00	0.00	0	0	0.00	0	0.00	0	0	0.00	0	0.00
65.	Jakopič Jaka (2)	SLO	3	4	3	75.00	0.00	0	0	0.00	0	0.00	2	1	50.00	0	0.00
66.	Razingar Ažbe (15)	SLO	3	1	0	0.00	0.00	0	0	0.00	0	0.00	0	0	0.00	0	0.00
67.	Triler Miha (18)	SLO	3	2	1	50.00	0.00	0	0	0.00	0	0.00	5	3	60.00	0	0.00
68.	Kolenko Martin (19)	SLO	1	0	0	0.00	0.00	0	0	0.00	0	0.00	0	0	0.00	0	0.00
69.	Podlipnik Aljaž (27)	SLO	3	6	2	33.33	0.00	0	0	0.00	0	0.00	0	0	0.00	0	0.00
70.	Ulčar Vid (30)	SLO	3	8	5	62.50	0.00	0	0	0.00	0	0.00	4	3	75.00	0	0.00
71.	Stanovnik Timon (33)	SLO	3	2	1	50.00	0.00	0	0	0.00	0	0.00	0	0	0.00	0	0.00
				839	**331**	**39.45**	**17.52**	**58**					**166**			**30**	

Sorted by:

1st scorer points

2nd scorer points per game

3rd goals scored

4th efficiency

© by Roman Koller (info@floorballstatistics.ch)

Group Statistics Group D

	Defense					Goal received											
	Body	Foot/Leg	Hand/Arm	Helmet	**Total**	behind the goal	between legs	distracted	missed	movement	no reaction	play around	transferred	**Total**	**Total**	**Saves**	**Saves in %**
25 Ryan Prentice	20	15	25	3	**63**				3	4			1	**8**	**71**	**63**	**88.73**
1 Kaspar Jaan Heljand	13	12	17	1	**43**				1	5	1		2	**9**	**52**	**43**	**82.69**
1 Pablo Barrado Alonso	7	3	21	1	**32**				6	3		1	2	**12**	**44**	**32**	**72.73**
77 Luka Noč	18	4	42	3	**67**	1		2	4	5			1	**13**	**80**	**67**	**83.75**
75 Joel Jiménez Fernández	7	3	10	1	**21**				2					**2**	**23**	**21**	**91.30**
31 Martin Rosin	13	5	12		**30**		1		2	2		1	1	**7**	**37**	**30**	**81.08**
21 Angus Campbell			3		**3**					1	1			**2**	**5**	**3**	**60.00**
Total	**78**	**42**	**130**	**9**	**259**	**1**	**1**	**2**	**18**	**20**	**2**	**2**	**7**	**53**	**312**	**259**	**83.01**

© by Roman Koller (info@floorballstatistics.ch)

Group Statistics Group D

	Defense					Goal received						
	Body	Foot/Leg	Hand/Arm	Helmet	**Total**	missed	movement	transferred	**Total**	**Total**	**Saves**	**Saves in %**
25 Ryan Prentice	20	15	25	3	**63**	3	4	1	**8**	**71**	**63**	**88.73**
Total	**20**	**15**	**25**	**3**	**63**	**3**	**4**	**1**	**8**	**71**	**63**	**88.73**

Shots and Saves

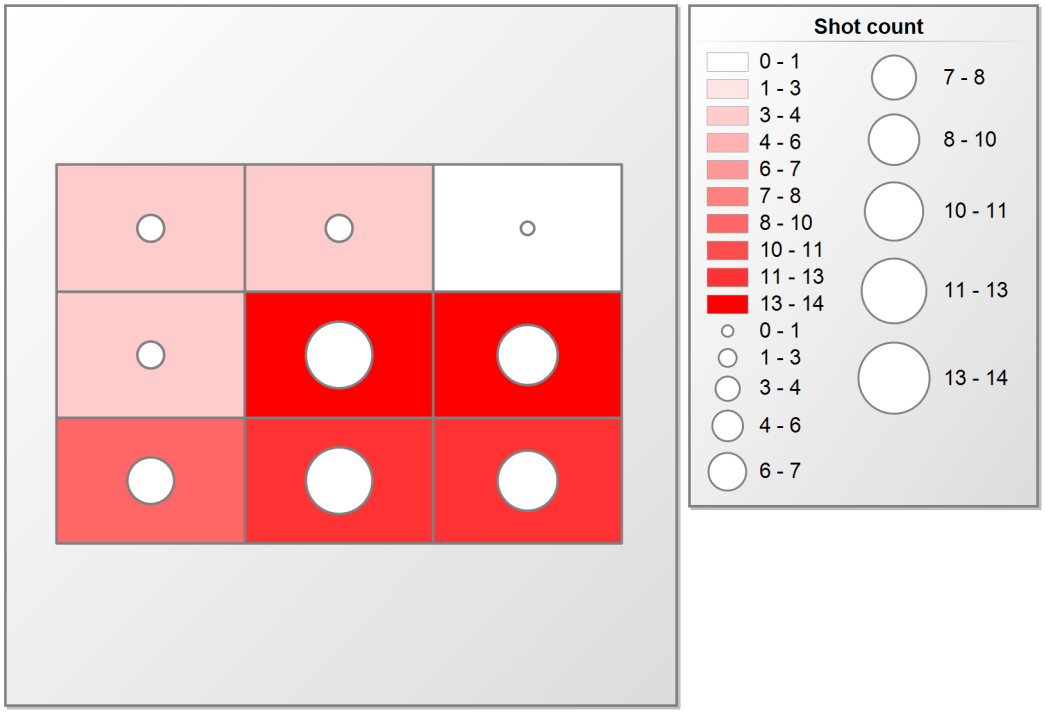

received Goals and shots

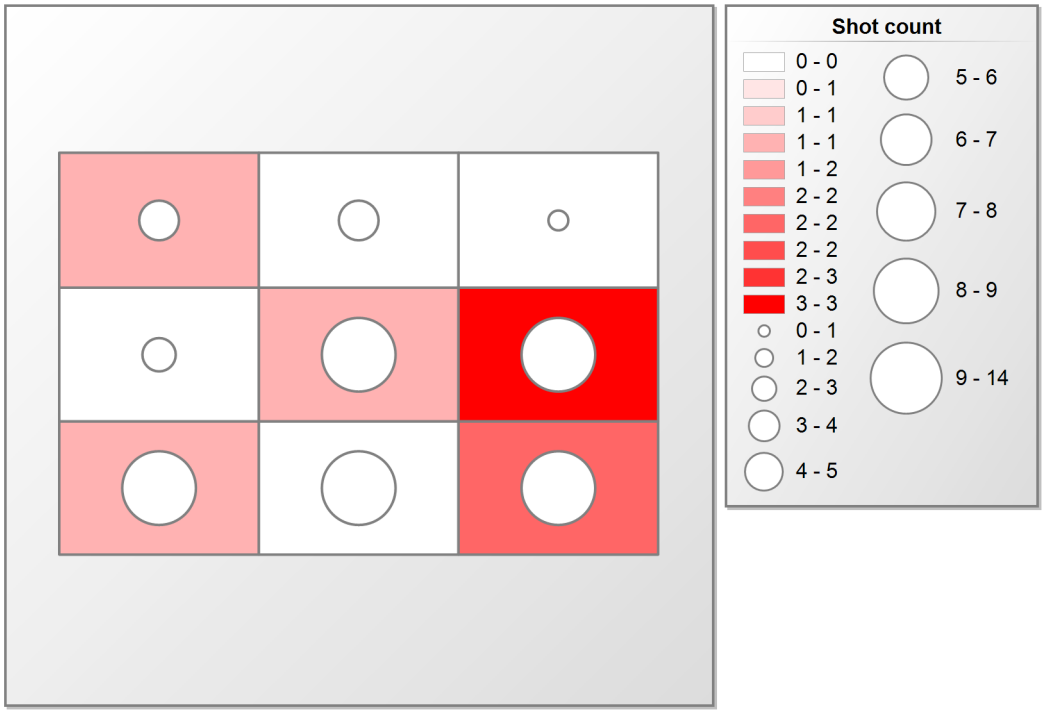

© by Roman Koller (info@floorballstatistics.ch)

Group Statistics Group D

	Defense					Goal received							
	Body	Foot/Leg	Hand/Arm	Helmet	**Total**	missed	movement	no reaction	transferred	**Total**	**Total**	**Saves**	**Saves in %**
1 Kaspar Jaan Heljand	13	12	17	1	**43**	1	5	1	2	**9**	**52**	**43**	**82.69**
Total	**13**	**12**	**17**	**1**	**43**	**1**	**5**	**1**	**2**	**9**	**52**	**43**	**82.69**

Shots and Saves

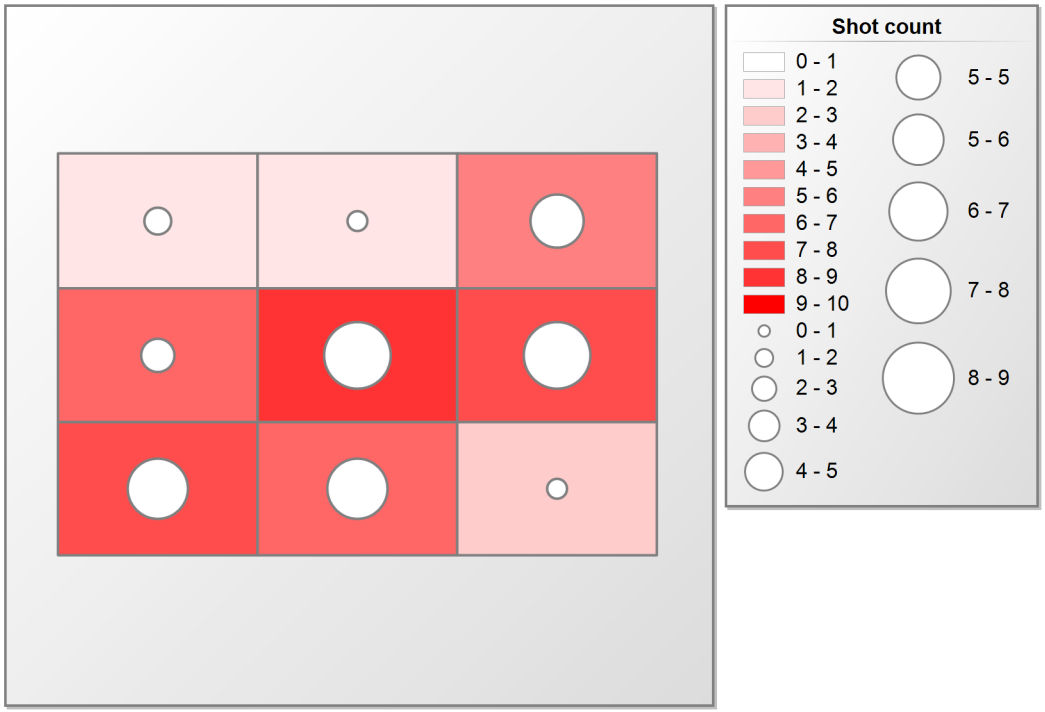

received Goals and shots

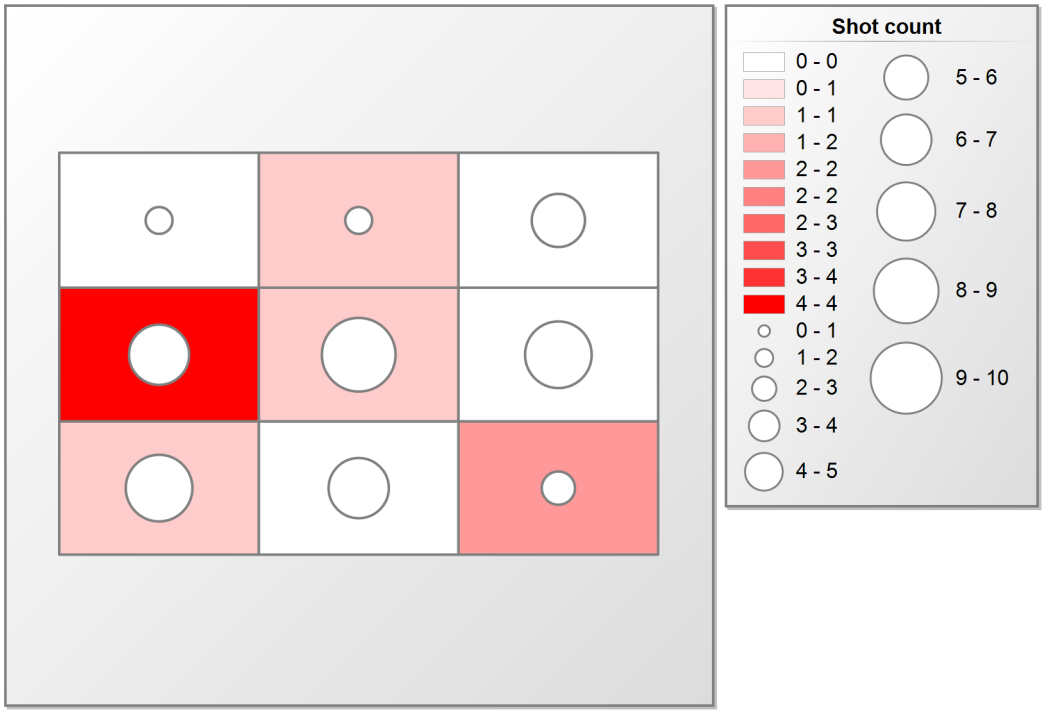

© by Roman Koller (info@floorballstatistics.ch)

Group Statistics Group D

	Defense					Goal received							
	Body	Foot/Leg	Hand/Arm	Helmet	**Total**	missed	movement	play around	transferred	**Total**	**Total**	**Saves**	**Saves in %**
1 Pablo Barrado Alonso	7	3	21	1	**32**	6	3	1	2	**12**	**44**	**32**	**72.73**
Total	**7**	**3**	**21**	**1**	**32**	**6**	**3**	**1**	**2**	**12**	**44**	**32**	**72.73**

Shots and Saves

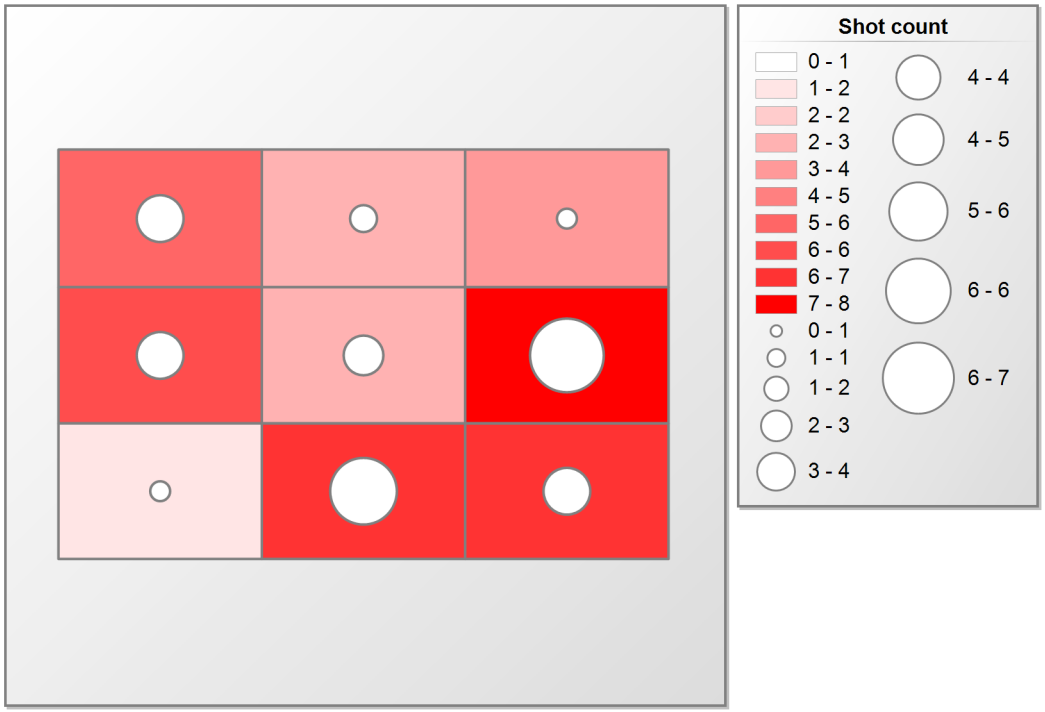

received Goals and shots

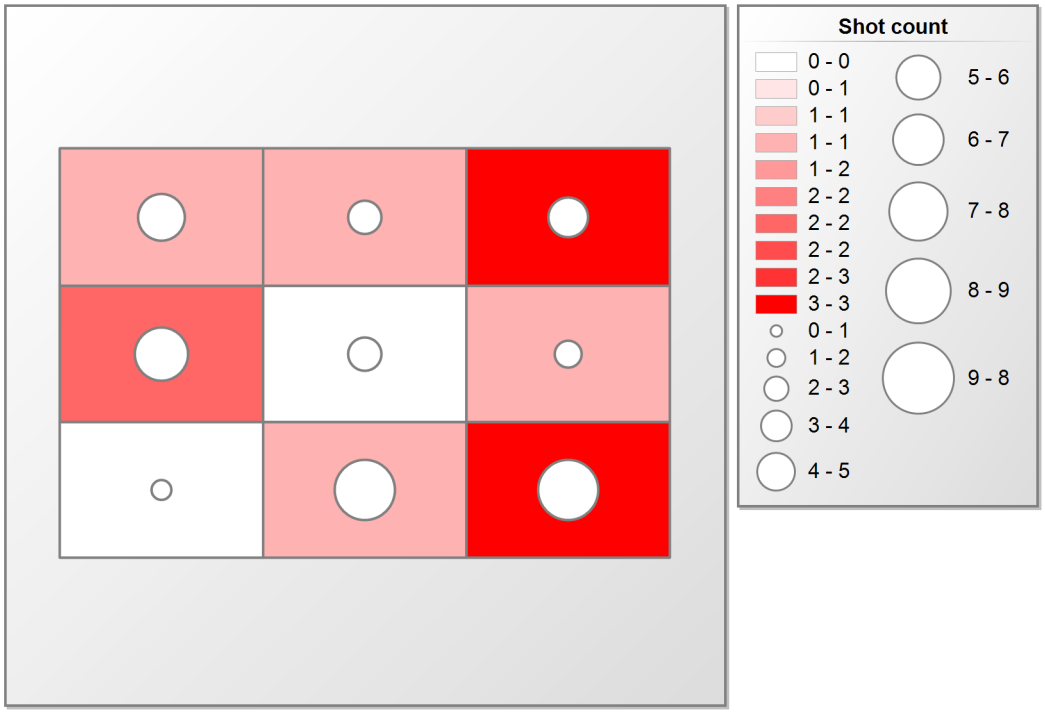

© by Roman Koller (info@floorballstatistics.ch)

Group Statistics Group D

	Defense					Goal received								
	Body	Foot/Leg	Hand/Arm	Helmet	**Total**	behind the goal	distracted	missed	movement	transferred	**Total**	**Total**	**Saves**	**Saves in %**
77 Luka Noč	18	4	42	3	**67**	1	2	4	5	1	**13**	**80**	**67**	**83.75**
Total	**18**	**4**	**42**	**3**	**67**	**1**	**2**	**4**	**5**	**1**	**13**	**80**	**67**	**83.75**

Shots and Saves

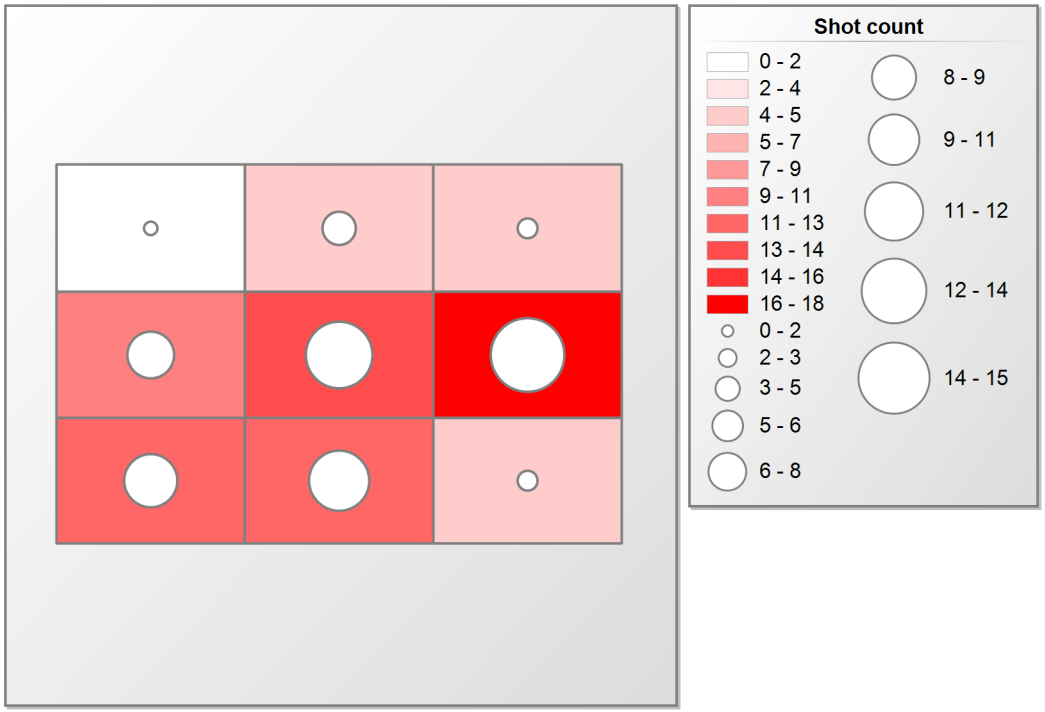

received Goals and shots

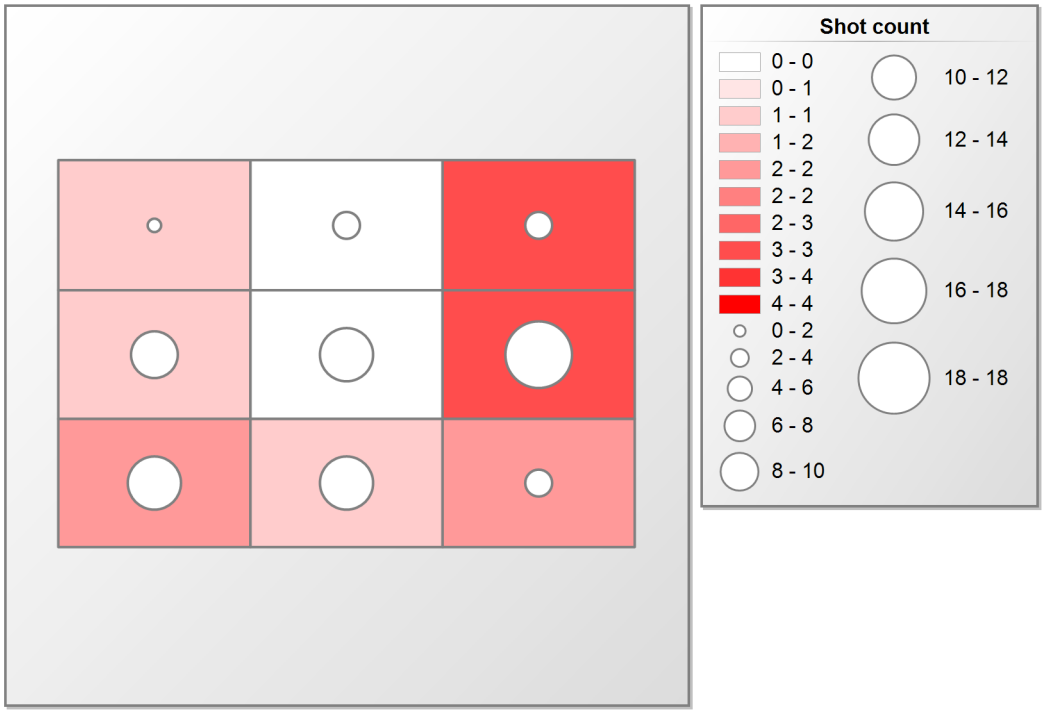

© by Roman Koller (info@floorballstatistics.ch)

Group Statistics Group D

	Defense					Goal received				
	Body	Foot/Leg	Hand/Arm	Helmet	**Total**	missed	**Total**	**Total**	**Saves**	**Saves in %**
75 Joel Jiménez Fernández	7	3	10	1	**21**	2	**2**	**23**	**21**	**91.30**
Total	**7**	**3**	**10**	**1**	**21**	**2**	**2**	**23**	**21**	**91.30**

Shots and Saves

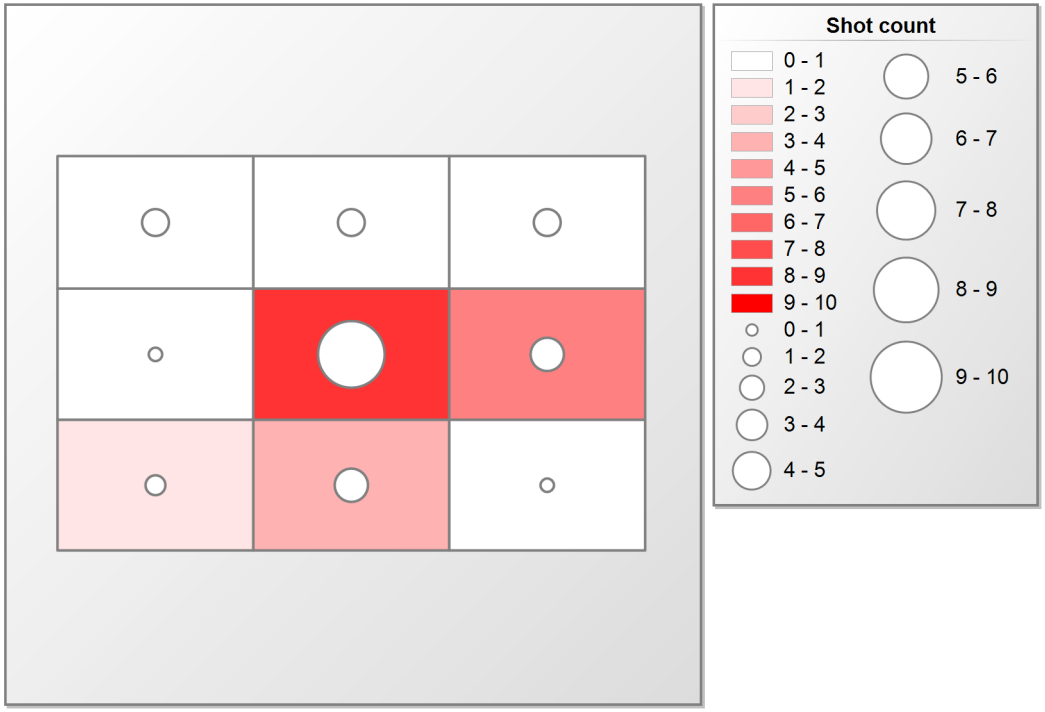

received Goals and shots

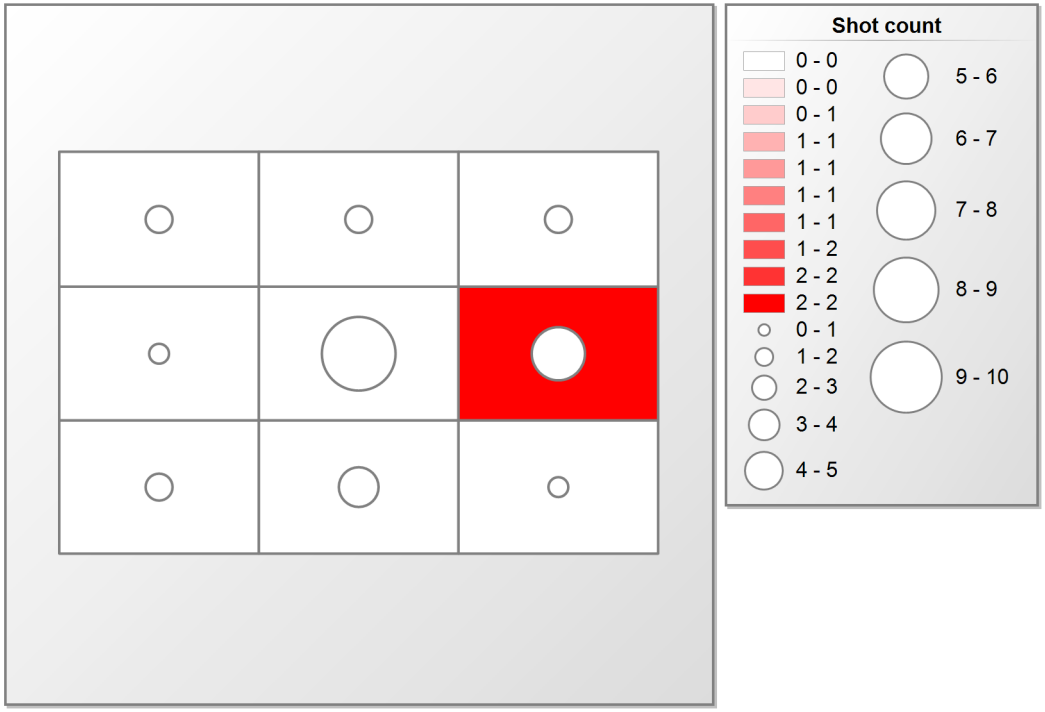

© by Roman Koller (info@floorballstatistics.ch)

Group Statistics Group D

	Defense				Goal received								
	Body	Foot/Leg	Hand/Arm	**Total**	between legs	missed	movement	play around	transferred	**Total**	**Total**	**Saves**	**Saves in %**
31 Martin Rosin	13	5	12	**30**	1	2	2	1	1	**7**	**37**	**30**	**81.08**
Total	**13**	**5**	**12**	**30**	**1**	**2**	**2**	**1**	**1**	**7**	**37**	**30**	**81.08**

Shots and Saves

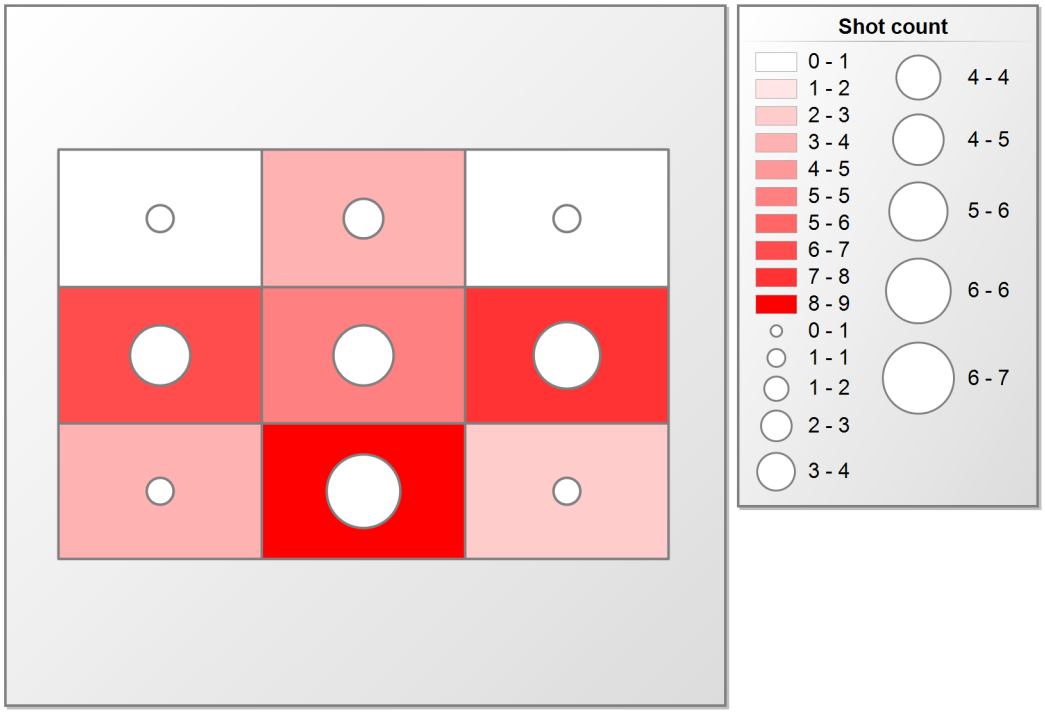

received Goals and shots

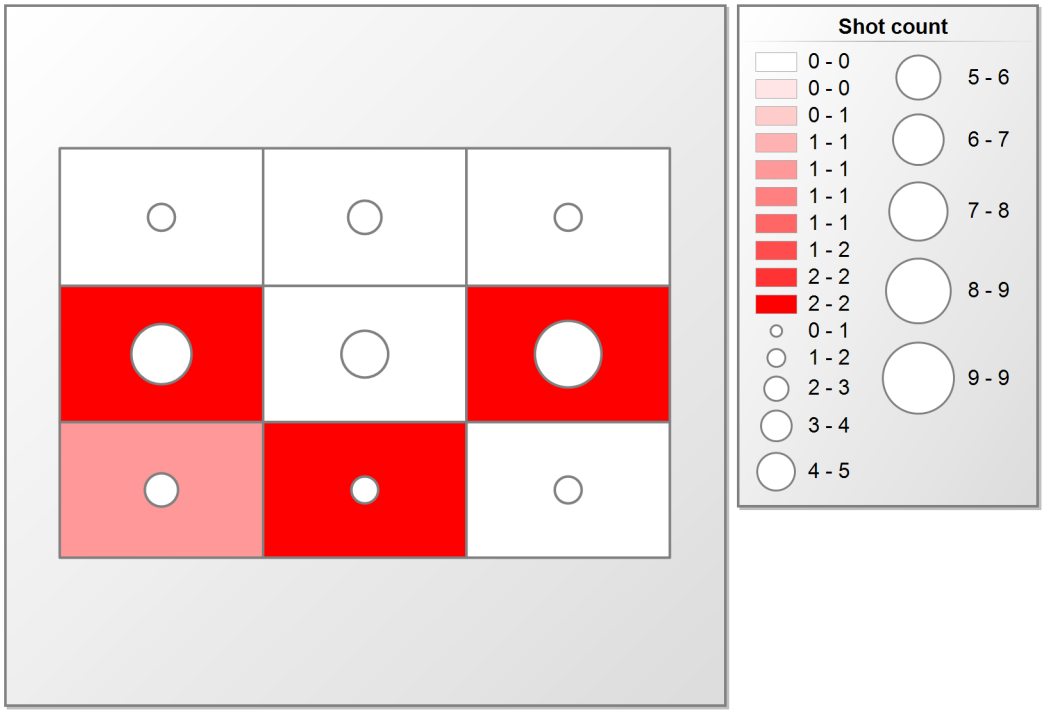

© by Roman Koller (info@floorballstatistics.ch)

Group Statistics Group D

	Defense		Goal received					
	Hand/Arm	Total	movement	no reaction	Total	Total	Saves	Saves in %
21 Angus Campbell	3	**3**	1	1	**2**	**5**	**3**	**60.00**
Total	**3**	**3**	**1**	**1**	**2**	**5**	**3**	**60.00**

Shots and Saves

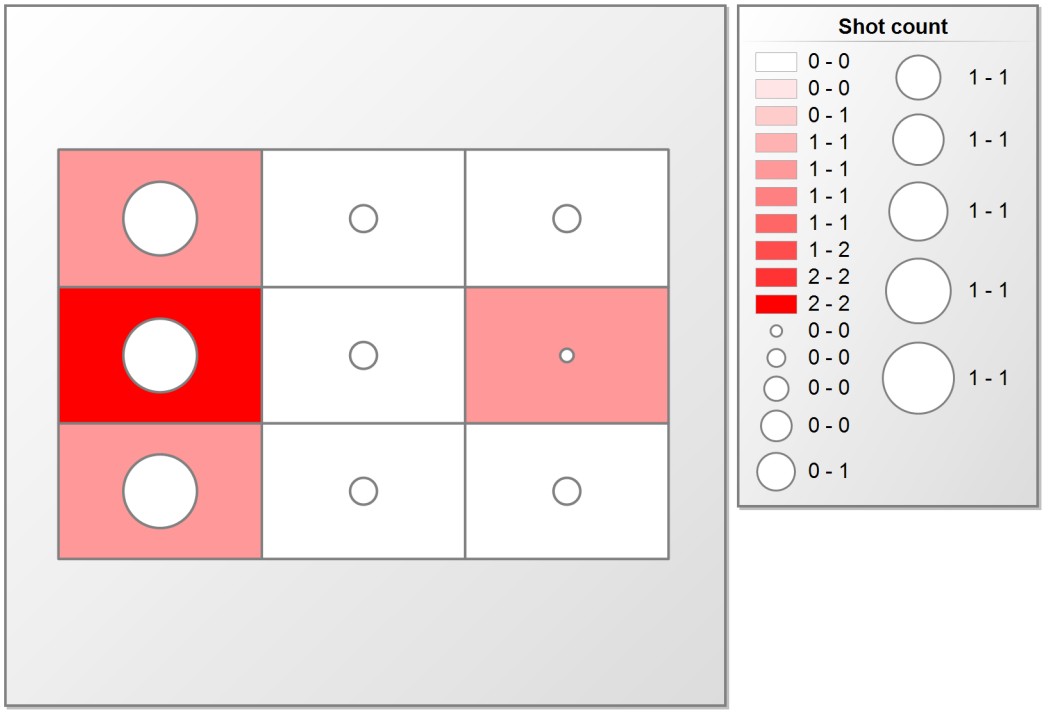

received Goals and shots

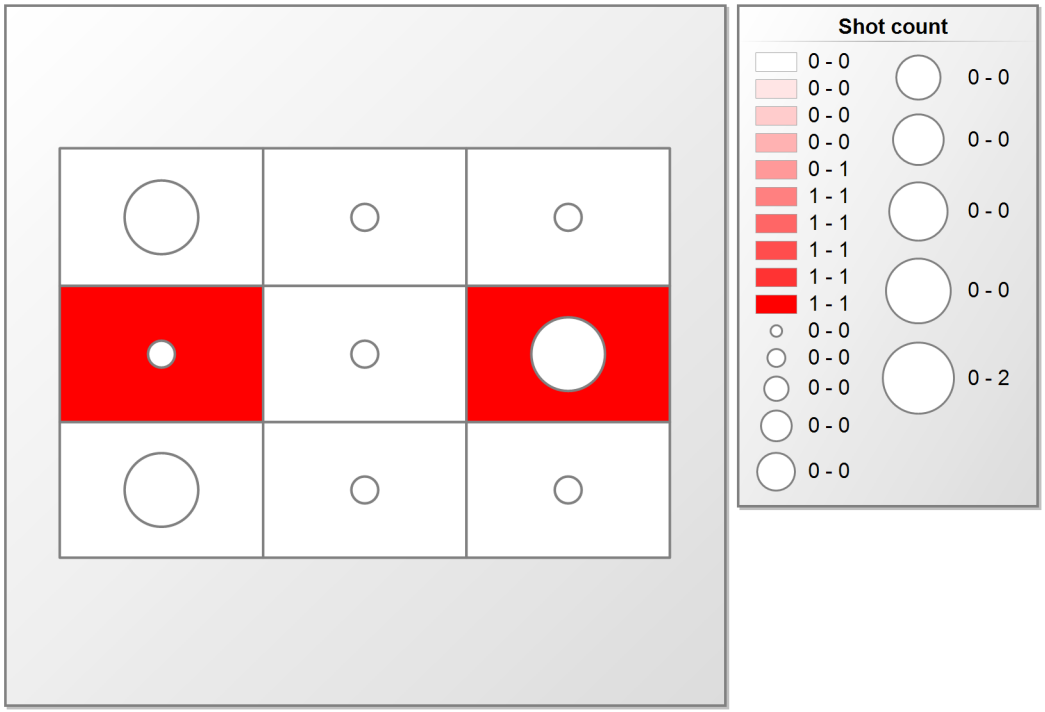

© by Roman Koller (info@floorballstatistics.ch)

Game Statistics

May 1, 2025

Game Statistics

Possession

1st Periode

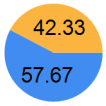

2nd Periode

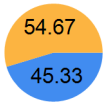

3rd Periode

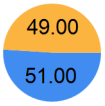

No Data Available

Overall

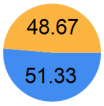

	Estonia U19	Slovenia U19
	4	**5**
1st	2	1
2nd	1	1
3rd	1	3
ET	0	0

Shots statistics

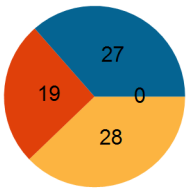

	1st	2nd	3rd	ET	Total
bar	0	0	0	0	**0**
blocked	10	6	12	0	**28**
missed	8	3	8	0	**19**
on goal	9	13	5	0	**27**
	27	**22**	**25**	**0**	**74**

Precision (%)	33.33	59.09	20.00	**36.49**
Efficiency (%)	22.22	7.69	20.00	**14.81**

Shots statistics

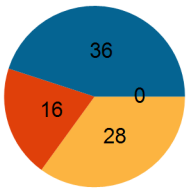

	1st	2nd	3rd	ET	Total
bar	0	0	0	0	**0**
blocked	8	11	9	0	**28**
missed	3	8	5	0	**16**
on goal	6	13	17	0	**36**
	17	**32**	**31**	**0**	**80**

Precision (%)	35.29	40.63	54.84	**45.00**
Efficiency (%)	16.67	7.69	17.65	**13.89**

Goalkeeper statistic

	1 Kaspar Jaan Heljand	
	Shots	Saves
1st	6	5
	83.33%	
2nd	13	12
	92.31%	
3rd	17	14
	82.35%	
ET	0	0
	NaN	
Total	**36**	**31**
	86.11%	

Goalkeeper statistic

	77 Luka Noč	
	Shots	Saves
1st	9	7
	77.78%	
2nd	13	12
	92.31%	
3rd	5	4
	80.00%	
ET	0	0
	NaN	
Total	**27**	**23**
	85.19%	

Penaltytime statistics

	1st	2nd	3rd	Total	Goals
Power play	00:00	00:00	01:21	01:21	0
Box Play	00:00	01:37	02:00	03:37	0

Penaltytime statistics

	1st	2nd	3rd	Total	Goals
Power play	00:00	01:37	02:00	03:37	1
Box Play	00:00	00:00	01:21	01:21	0

© by Roman Koller (info@floorballstatistics.ch)

Game Statistics

Game history

1st Periode

Time	Result	Team	Special Situation	#	Player	#	Assist	Speed
15:04	0-1	Slovenia U19		12	Taj Tinauer	9	Rok Španger	0.00
19:51	1-1	Estonia U19		11	Robin Savi	15	Artjom Kuznetsov	0.00
19:54	2-1	Estonia U19		8	Anton Fjodorov	15	Artjom Kuznetsov	0.00

2nd Periode

Time	Result	Team	Special Situation	#	Player	#	Assist	Speed
24:54	3-1	Estonia U19		8	Anton Fjodorov	11	Robin Savi	0.00
25:59		Estonia U19	2' Incorrect hit	25	Matvei Kalamees			
27:36	3-2	Slovenia U19	PowerPlay	79	Jaka Volk	8	Petrič Ahac	0.00

3rd Periode

Time	Result	Team	Special Situation	#	Player	#	Assist	Speed
46:21	3-3	Slovenia U19		26	Tristan Bogataj	29	Aleksander Bogataj	0.00
46:38		Estonia U19	Missed Penalty	39	Rasmus Moora			0.00
46:38		Slovenia U19	Penalty Shot	14	Rok Kopavnik			
48:08	3-4	Slovenia U19		14	Rok Kopavnik			0.00
50:48	4-4	Estonia U19		11	Robin Savi	39	Rasmus Moora	0.00
51:23		Estonia U19	2' Tackle/Tripping	25	Matvei Kalamees			
54:48	4-5	Slovenia U19		26	Tristan Bogataj	29	Aleksander Bogataj	0.00
57:48		Estonia U19	Time Out					
58:39		Slovenia U19	2' Repeated offences	25	Maks Kolar			

© by Roman Koller (info@floorballstatistics.ch)

Game Statistics

Estonia U19	Plus/Minus			Shots				Goals		
Player	+	-	balance	Total	on Goal	% on Goal	Efficiency (%)	scored	Assists	in %
3 Villig Mart	0	0	0	1	0	0.00	0.00	0	0	0.00
6 Suurtalu Sander	0	0	0	1	0	0.00	0.00	0	0	0.00
8 Fjodorov Anton	0	0	0	12	4	33.33	50.00	2	0	50.00
11 Savi Robin	0	0	0	15	8	53.33	25.00	2	1	50.00
12 Timmusk Sander	0	0	0	5	1	20.00	0.00	0	0	0.00
14 Kukk Kert Kristjan	0	0	0	5	2	40.00	0.00	0	0	0.00
15 Kuznetsov Artjom	0	0	0	4	1	25.00	0.00	0	2	0.00
16 Tera Ott	0	0	0	0	0	0.00	0.00	0	0	0.00
19 Pehka Andreas	0	0	0	5	2	40.00	0.00	0	0	0.00
21 Vaha Kennet	0	0	0	4	2	50.00	0.00	0	0	0.00
24 Rosin Marek	0	0	0	6	2	33.33	0.00	0	0	0.00
25 Kalamees Matvei	0	0	0	3	3	100.00	0.00	0	0	0.00
27 Räitsak Markus-Lion	0	0	0	5	0	0.00	0.00	0	0	0.00
29 Rande Gregor	0	0	0	0	0	0.00	0.00	0	0	0.00
39 Moora Rasmus	0	0	0	8	2	25.00	0.00	0	1	0.00
44 Salm Gustav	0	0	0	0	0	0.00	0.00	0	0	0.00
47 Hugo Jusar	0	0	0	0	0	0.00	0.00	0	0	0.00
	0	0		**74**	**27**	**36.49**	**14.81**			

Slovenia U19	Plus/Minus			Shots				Goals		
Player	+	-	balance	Total	on Goal	% on Goal	Efficiency (%)	scored	Assists	in %
2 Jakopič Jaka	0	0	0	2	1	50.00	0.00	0	0	0.00
3 Drnovšek Gašper	0	0	0	3	2	66.67	0.00	0	0	0.00
8 Ahac Petrič	0	0	0	3	2	66.67	0.00	0	1	0.00
9 Španger Rok	0	0	0	12	3	25.00	0.00	0	1	0.00
12 Tinauer Taj	0	0	0	5	3	60.00	33.33	1	0	20.00
14 Kopavnik Rok	0	0	0	11	2	18.18	50.00	1	0	20.00
15 Razingar Ažbe	0	0	0	0	0	0.00	0.00	0	0	0.00
18 Triler Miha	0	0	0	2	1	50.00	0.00	0	0	0.00
19 Kolenko Martin	0	0	0	0	0	0.00	0.00	0	0	0.00
24 Zima Tai	0	0	0	1	0	0.00	0.00	0	0	0.00
25 Kolar Maks	0	0	0	2	1	50.00	0.00	0	0	0.00
26 Bogataj Tristan	0	0	0	8	5	62.50	40.00	2	0	40.00
27 Podlipnik Aljaž	0	0	0	5	2	40.00	0.00	0	0	0.00
28 Maučec Šuvak Lan	0	0	0	8	6	75.00	0.00	0	0	0.00
29 Bogataj Aleksander	0	0	0	8	2	25.00	0.00	0	2	0.00
30 Ulčar Vid	0	0	0	3	3	100.00	0.00	0	0	0.00
33 Stanovnik Timon	0	0	0	1	0	0.00	0.00	0	0	0.00
79 Volk Jaka	0	0	0	6	3	50.00	33.33	1	0	20.00
	0	0		**80**	**36**	**45.00**	**13.89**			

© by Roman Koller (info@floorballstatistics.ch)

Shot Statistics



Estonia U19

Overall

Slovenia U19

bar	0	0.00 %
blocked	0	0.00 %
missed	0	0.00 %
on goal	0	0.00 %
Shots	**0**	**0.00 %**
Scores	**0**	**0.00 %**

bar	0	0.00 %
blocked	0	0.00 %
missed	3	33.33 %
on goal	6	66.67 %
Shots	**9**	**12.16 %**
Scores	**1**	**25.00 %**

bar	0	0.00 %
blocked	0	0.00 %
missed	0	0.00 %
on goal	0	0.00 %
Shots	**0**	**0.00 %**
Scores	**0**	**0.00 %**

bar	0	0.00 %
missed	2	18.18 %
on goal	4	36.36 %
blocked	5	45.45 %
Shots	**11**	**14.86 %**
Scores	**0**	**0.00 %**

bar	0	0.00 %
missed	2	15.38 %
blocked	4	30.77 %
on goal	7	53.85 %
Shots	**13**	**17.57 %**
Scores	**1**	**25.00 %**

bar	0	0.00 %
missed	4	26.67 %
on goal	4	26.67 %
blocked	7	46.67 %
Shots	**15**	**20.27 %**
Scores	**1**	**25.00 %**

bar	0	0.00 %
blocked	2	33.33 %
missed	2	33.33 %
on goal	2	33.33 %
Shots	**6**	**8.11 %**
Scores	**0**	**0.00 %**

bar	0	0.00 %
missed	3	18.75 %
on goal	4	25.00 %
blocked	9	56.25 %
Shots	**16**	**21.62 %**
Scores	**1**	**25.00 %**

bar	0	0.00 %
on goal	0	0.00 %
blocked	1	25.00 %
missed	3	75.00 %
Shots	**4**	**5.41 %**
Scores	**0**	**0.00 %**

bar	0	0.00 %
missed	0	0.00 %
on goal	0	0.00 %
blocked	1	100.00 %
Shots	**1**	**1.25 %**
Scores	**0**	**0.00 %**

bar	0	0.00 %
blocked	1	6.67 %
missed	3	20.00 %
on goal	11	73.33 %
Shots	**15**	**18.75 %**
Scores	**2**	**40.00 %**

bar	0	0.00 %
blocked	0	0.00 %
missed	2	28.57 %
on goal	5	71.43 %
Shots	**7**	**8.75 %**
Scores	**1**	**20.00 %**

bar	0	0.00 %
blocked	4	30.77 %
missed	4	30.77 %
on goal	5	38.46 %
Shots	**13**	**16.25 %**
Scores	**0**	**0.00 %**

bar	0	0.00 %
missed	2	15.38 %
on goal	5	38.46 %
blocked	6	46.15 %
Shots	**13**	**16.25 %**
Scores	**2**	**40.00 %**

bar	0	0.00 %
missed	3	23.08 %
on goal	4	30.77 %
blocked	6	46.15 %
Shots	**13**	**16.25 %**
Scores	**0**	**0.00 %**

bar	0	0.00 %
missed	0	0.00 %
blocked	2	50.00 %
on goal	2	50.00 %
Shots	**4**	**5.00 %**
Scores	**0**	**0.00 %**

bar	0	0.00 %
missed	1	10.00 %
on goal	3	30.00 %
blocked	6	60.00 %
Shots	**10**	**12.50 %**
Scores	**0**	**0.00 %**

bar	0	0.00 %
missed	1	25.00 %
on goal	1	25.00 %
blocked	2	50.00 %
Shots	**4**	**5.00 %**
Scores	**0**	**0.00 %**

bar	0	0.00 %
missed	19	25.68 %
on goal	27	36.49 %
blocked	28	37.84 %
Shots	**74**	
Scores	**4**	

bar	0	0.00 %
missed	16	20.00 %
blocked	28	35.00 %
on goal	36	45.00 %
Shots	**80**	
Scores	**5**	

© by Roman Koller (info@floorballstatistics.ch)

Shot Statistics



Estonia U19

1st Periode

Slovenia U19

bar	0	0.00 %
blocked	0	0.00 %
missed	0	0.00 %
on goal	0	0.00 %
Shots	**0**	**0.00 %**
Scores	**0**	**0.00 %**

bar	0	0.00 %
blocked	0	0.00 %
missed	0	0.00 %
on goal	3	100.00 %
Shots	**3**	**11.11 %**
Scores	**0**	**0.00 %**

bar	0	0.00 %
blocked	0	0.00 %
missed	0	0.00 %
on goal	0	0.00 %
Shots	**0**	**0.00 %**
Scores	**0**	**0.00 %**

bar	0	0.00 %
missed	1	20.00 %
on goal	1	20.00 %
blocked	3	60.00 %
Shots	**5**	**18.52 %**
Scores	**0**	**0.00 %**

bar	0	0.00 %
blocked	1	25.00 %
missed	1	25.00 %
on goal	2	50.00 %
Shots	**4**	**14.81 %**
Scores	**0**	**0.00 %**

bar	0	0.00 %
missed	2	28.57 %
on goal	2	28.57 %
blocked	3	42.86 %
Shots	**7**	**25.93 %**
Scores	**1**	**50.00 %**

bar	0	0.00 %
on goal	0	0.00 %
blocked	1	50.00 %
missed	1	50.00 %
Shots	**2**	**7.41 %**
Scores	**0**	**0.00 %**

bar	0	0.00 %
on goal	1	20.00 %
blocked	2	40.00 %
missed	2	40.00 %
Shots	**5**	**18.52 %**
Scores	**1**	**50.00 %**

bar	0	0.00 %
blocked	0	0.00 %
on goal	0	0.00 %
missed	1	100.00 %
Shots	**1**	**3.70 %**
Scores	**0**	**0.00 %**

bar	0	0.00 %
missed	0	0.00 %
on goal	0	0.00 %
blocked	1	100.00 %
Shots	**1**	**5.88 %**
Scores	**0**	**0.00 %**

bar	0	0.00 %
blocked	0	0.00 %
on goal	1	33.33 %
missed	2	66.67 %
Shots	**3**	**17.65 %**
Scores	**1**	**100.00 %**

bar	0	0.00 %
blocked	0	0.00 %
missed	0	0.00 %
on goal	1	100.00 %
Shots	**1**	**5.88 %**
Scores	**0**	**0.00 %**

bar	0	0.00 %
missed	0	0.00 %
on goal	0	0.00 %
blocked	2	100.00 %
Shots	**2**	**11.76 %**
Scores	**0**	**0.00 %**

bar	0	0.00 %
missed	0	0.00 %
blocked	1	50.00 %
on goal	1	50.00 %
Shots	**2**	**11.76 %**
Scores	**0**	**0.00 %**

bar	0	0.00 %
missed	1	20.00 %
on goal	1	20.00 %
blocked	3	60.00 %
Shots	**5**	**29.41 %**
Scores	**0**	**0.00 %**

bar	0	0.00 %
blocked	0	0.00 %
missed	0	0.00 %
on goal	2	100.00 %
Shots	**2**	**11.76 %**
Scores	**0**	**0.00 %**

bar	0	0.00 %
missed	0	0.00 %
on goal	0	0.00 %
blocked	1	100.00 %
Shots	**1**	**5.88 %**
Scores	**0**	**0.00 %**

bar	0	0.00 %
blocked	0	0.00 %
missed	0	0.00 %
on goal	0	0.00 %
Shots	**0**	**0.00 %**
Scores	**0**	**0.00 %**

bar	0	0.00 %
missed	8	29.63 %
on goal	9	33.33 %
blocked	10	37.04 %
Shots	**27**	
Scores	**2**	

bar	0	0.00 %
missed	3	17.65 %
on goal	6	35.29 %
blocked	8	47.06 %
Shots	**17**	
Scores	**1**	

© by Roman Koller (info@floorballstatistics.ch)

Shot Statistics



Estonia U19

2nd Periode

Slovenia U19

bar	0	0.00 %
blocked	0	0.00 %
missed	0	0.00 %
on goal	0	0.00 %
Shots	**0**	**0.00 %**
Scores	**0**	**0.00 %**

bar	0	0.00 %
blocked	0	0.00 %
missed	0	0.00 %
on goal	2	100.00 %
Shots	**2**	**9.09 %**
Scores	**1**	**100.00 %**

bar	0	0.00 %
blocked	0	0.00 %
missed	0	0.00 %
on goal	0	0.00 %
Shots	**0**	**0.00 %**
Scores	**0**	**0.00 %**

bar	0	0.00 %
missed	0	0.00 %
blocked	1	33.33 %
on goal	2	66.67 %
Shots	**3**	**13.64 %**
Scores	**0**	**0.00 %**

bar	0	0.00 %
blocked	1	16.67 %
missed	1	16.67 %
on goal	4	66.67 %
Shots	**6**	**27.27 %**
Scores	**0**	**0.00 %**

bar	0	0.00 %
blocked	1	25.00 %
missed	1	25.00 %
on goal	2	50.00 %
Shots	**4**	**18.18 %**
Scores	**0**	**0.00 %**

bar	0	0.00 %
blocked	0	0.00 %
missed	1	50.00 %
on goal	1	50.00 %
Shots	**2**	**9.09 %**
Scores	**0**	**0.00 %**

bar	0	0.00 %
missed	0	0.00 %
on goal	2	40.00 %
blocked	3	60.00 %
Shots	**5**	**22.73 %**
Scores	**0**	**0.00 %**

bar	0	0.00 %
blocked	0	0.00 %
missed	0	0.00 %
on goal	0	0.00 %
Shots	**0**	**0.00 %**
Scores	**0**	**0.00 %**

bar	0	0.00 %
missed	3	13.64 %
blocked	6	27.27 %
on goal	13	59.09 %
Shots	**22**	
Scores	**1**	

bar	0	0.00 %
blocked	0	0.00 %
missed	0	0.00 %
on goal	0	0.00 %
Shots	**0**	**0.00 %**
Scores	**0**	**0.00 %**

bar	0	0.00 %
missed	0	0.00 %
blocked	1	25.00 %
on goal	3	75.00 %
Shots	**4**	**12.50 %**
Scores	**0**	**0.00 %**

bar	0	0.00 %
blocked	0	0.00 %
missed	1	25.00 %
on goal	3	75.00 %
Shots	**4**	**12.50 %**
Scores	**1**	**100.00 %**

bar	0	0.00 %
blocked	1	14.29 %
missed	3	42.86 %
on goal	3	42.86 %
Shots	**7**	**21.88 %**
Scores	**0**	**0.00 %**

bar	0	0.00 %
blocked	1	33.33 %
missed	1	33.33 %
on goal	1	33.33 %
Shots	**3**	**9.38 %**
Scores	**0**	**0.00 %**

bar	0	0.00 %
missed	1	25.00 %
on goal	1	25.00 %
blocked	2	50.00 %
Shots	**4**	**12.50 %**
Scores	**0**	**0.00 %**

bar	0	0.00 %
missed	0	0.00 %
on goal	0	0.00 %
blocked	2	100.00 %
Shots	**2**	**6.25 %**
Scores	**0**	**0.00 %**

bar	0	0.00 %
missed	1	25.00 %
on goal	1	25.00 %
blocked	2	50.00 %
Shots	**4**	**12.50 %**
Scores	**0**	**0.00 %**

bar	0	0.00 %
missed	1	25.00 %
on goal	1	25.00 %
blocked	2	50.00 %
Shots	**4**	**12.50 %**
Scores	**0**	**0.00 %**

bar	0	0.00 %
missed	8	25.00 %
blocked	11	34.38 %
on goal	13	40.63 %
Shots	**32**	
Scores	**1**	

© by Roman Koller (info@floorballstatistics.ch)

Shot Statistics



Estonia U19

3rd Periode

Slovenia U19

bar	0	0.00 %
blocked	0	0.00 %
missed	0	0.00 %
on goal	0	0.00 %
Shots	**0**	**0.00 %**
Scores	**0**	**0.00 %**

bar	0	0.00 %
blocked	0	0.00 %
on goal	1	25.00 %
missed	3	75.00 %
Shots	**4**	**16.00 %**
Scores	**0**	**0.00 %**

bar	0	0.00 %
blocked	0	0.00 %
missed	0	0.00 %
on goal	0	0.00 %
Shots	**0**	**0.00 %**
Scores	**0**	**0.00 %**

bar	0	0.00 %
blocked	1	33.33 %
missed	1	33.33 %
on goal	1	33.33 %
Shots	**3**	**12.00 %**
Scores	**0**	**0.00 %**

bar	0	0.00 %
missed	0	0.00 %
on goal	1	33.33 %
blocked	2	66.67 %
Shots	**3**	**12.00 %**
Scores	**1**	**100.00 %**

bar	0	0.00 %
on goal	0	0.00 %
missed	1	25.00 %
blocked	3	75.00 %
Shots	**4**	**16.00 %**
Scores	**0**	**0.00 %**

bar	0	0.00 %
missed	0	0.00 %
blocked	1	50.00 %
on goal	1	50.00 %
Shots	**2**	**8.00 %**
Scores	**0**	**0.00 %**

bar	0	0.00 %
missed	1	16.67 %
on goal	1	16.67 %
blocked	4	66.67 %
Shots	**6**	**24.00 %**
Scores	**0**	**0.00 %**

bar	0	0.00 %
on goal	0	0.00 %
blocked	1	33.33 %
missed	2	66.67 %
Shots	**3**	**12.00 %**
Scores	**0**	**0.00 %**

bar	0	0.00 %
on goal	5	20.00 %
missed	8	32.00 %
blocked	12	48.00 %
Shots	**25**	
Scores	**1**	

bar	0	0.00 %
blocked	0	0.00 %
missed	0	0.00 %
on goal	0	0.00 %
Shots	**0**	**0.00 %**
Scores	**0**	**0.00 %**

bar	0	0.00 %
blocked	0	0.00 %
missed	1	12.50 %
on goal	7	87.50 %
Shots	**8**	**25.81 %**
Scores	**1**	**33.33 %**

bar	0	0.00 %
blocked	0	0.00 %
missed	1	50.00 %
on goal	1	50.00 %
Shots	**2**	**6.45 %**
Scores	**0**	**0.00 %**

bar	0	0.00 %
blocked	1	25.00 %
missed	1	25.00 %
on goal	2	50.00 %
Shots	**4**	**12.90 %**
Scores	**0**	**0.00 %**

bar	0	0.00 %
missed	1	12.50 %
on goal	3	37.50 %
blocked	4	50.00 %
Shots	**8**	**25.81 %**
Scores	**2**	**66.67 %**

bar	0	0.00 %
blocked	1	25.00 %
missed	1	25.00 %
on goal	2	50.00 %
Shots	**4**	**12.90 %**
Scores	**0**	**0.00 %**

bar	0	0.00 %
blocked	0	0.00 %
missed	0	0.00 %
on goal	0	0.00 %
Shots	**0**	**0.00 %**
Scores	**0**	**0.00 %**

bar	0	0.00 %
missed	0	0.00 %
on goal	2	40.00 %
blocked	3	60.00 %
Shots	**5**	**16.13 %**
Scores	**0**	**0.00 %**

bar	0	0.00 %
blocked	0	0.00 %
missed	0	0.00 %
on goal	0	0.00 %
Shots	**0**	**0.00 %**
Scores	**0**	**0.00 %**

bar	0	0.00 %
missed	5	16.13 %
blocked	9	29.03 %
on goal	17	54.84 %
Shots	**31**	
Scores	**3**	

© by Roman Koller (info@floorballstatistics.ch)

Men's U19 World Floorball Championships 2025
29. April – 4. May | Zurich | Switzerland

Game Statistics

May 1, 2025

Stars of Tomorrow

Game Statistics

Possession

1st Periode

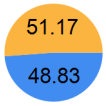

2nd Periode

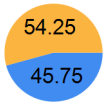

3rd Periode

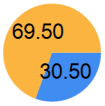

No Data Available

Overall

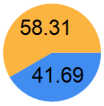

	Spain U19	Australia U19
	3	**6**
1st	1	0
2nd	0	3
3rd	2	3
ET	0	0

Shots statistics

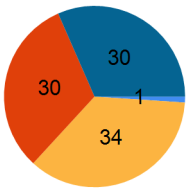

	1st	2nd	3rd	ET	Total
bar	0	0	1	0	**1**
blocked	5	10	19	0	**34**
missed	6	9	15	0	**30**
on goal	7	8	15	0	**30**
	18	**27**	**50**	**0**	**95**

Precision (%)	38.89	29.63	30.00	**31.58**
Efficiency (%)	14.29	0.00	13.33	**10.00**

Shots statistics

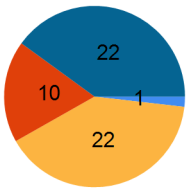

	1st	2nd	3rd	ET	Total
bar	1	0	0	0	**1**
blocked	12	4	6	0	**22**
missed	3	6	1	0	**10**
on goal	9	5	8	0	**22**
	25	**15**	**15**	**0**	**55**

Precision (%)	36.00	33.33	53.33	**40.00**
Efficiency (%)	0.00	60.00	37.50	**27.27**

Goalkeeper statistic

	1 Pablo Barrado Alonso	
	Shots	Saves
1st	9	9
	100.00%	
2nd	5	2
	40.00%	
3rd	8	5
	62.50%	
ET	0	0
	NaN	
Total	**22**	**16**
	72.73%	

Goalkeeper statistic

	25 Ryan Prentice		21 Angus Campbell	
	Shots	Saves	Shots	Saves
1st	7	6	0	0
	85.71%		NaN	
2nd	8	8	0	0
	100.00%		NaN	
3rd	10	10	5	3
	100.00%		60.00%	
ET	0	0	0	0
	NaN		NaN	
Total	**25**	**24**	**5**	**3**
	96.00%		**60.00%**	

Penaltytime statistics

	1st	2nd	3rd	Total	Goals
Power play	00:00	00:00	03:53	03:53	0
Box Play	03:02	02:17	00:00	05:19	0

Penaltytime statistics

	1st	2nd	3rd	Total	Goals
Power play	03:02	02:17	00:00	05:19	1
Box Play	00:00	00:00	03:53	03:53	0

© by Roman Koller (info@floorballstatistics.ch)

Game Statistics

Game history

1st Periode

Time	Result	Team	Special Situation	#	Player	#	Assist	Speed
08:50		Spain U19	2' Blocking of stick	87	Jorge Rodríguez Barbadillo			
10:58	1-0	Spain U19		87	Jorge Rodríguez Barbadillo	21	Rodrigo Aranda Figuereido	0.00
18:58		Spain U19	2' Lying play	10	Aarón González Sánchez			

2nd Periode

Time	Result	Team	Special Situation	#	Player	#	Assist	Speed
22:42	1-1	Australia U19		29	Jed Hopkins	11	Kent Feurstein	0.00
26:18		Spain U19	2' Lying play	13	Alejandro García Reñones			
27:37	1-2	Australia U19	PowerPlay	2	Benjamin Rak	44	Flynn Craig	0.00
36:30	1-3	Australia U19		6	Oliver Franz	30	Thomas Meyer	0.00

3rd Periode

Time	Result	Team	Special Situation	#	Player	#	Assist	Speed
40:47	1-4	Australia U19		30	Thomas Meyer	23	Travis Richardson	0.00
45:39		Australia U19	2' Incorrect hit	71	Edward Rawlins			
51:28	1-5	Australia U19		6	Oliver Franz	30	Thomas Meyer	0.00
51:35		Australia U19	2' Accompanying penalty	29	Jed Hopkins			
53:37		Australia U19	10' Unsportsmanlike behaviour	25	Ryan Prentice			
55:00		Spain U19	Time Out					
55:00	1-6	Australia U19		2	Benjamin Rak	23	Travis Richardson	0.00
57:20		Australia U19	Time Out					
58:59	2-6	Spain U19		15	Santiago Sopelana García	13	Alejandro García Reñones	0.00
59:36	3-6	Spain U19		24	Héctor Martín Gallego	13	Alejandro García Reñones	0.00

© by Roman Koller (info@floorballstatistics.ch)

Game Statistics

Spain U19	Plus/Minus			Shots				Goals		
Player	+	-	balance	Total	on Goal	% on Goal	Efficiency (%)	scored	Assists	in %
6 García González Ignacio	0	0	0	16	2	12.50	0.00	0	0	0.00
7 Pérez Cornejo Rubén	0	0	0	3	1	33.33	0.00	0	0	0.00
8 Cerny Delgado Santiago	0	0	0	0	0	0.00	0.00	0	0	0.00
9 Sánchez Marcos Sergio	0	0	0	11	6	54.55	0.00	0	0	0.00
10 González Sánchez Aarón	0	0	0	3	0	0.00	0.00	0	0	0.00
11 Jorge Cobo David	0	0	0	1	1	100.00	0.00	0	0	0.00
12 Blas López Héctor	0	0	0	1	1	100.00	0.00	0	0	0.00
13 García Reñones Alejandro	0	0	0	9	1	11.11	0.00	0	2	0.00
15 Sopelana García Santiago	0	0	0	3	1	33.33	100.00	1	0	33.33
17 Dujardín Sanz Hugo Luis	0	0	0	8	4	50.00	0.00	0	0	0.00
18 López De Vicuña Samuel	0	0	0	2	0	0.00	0.00	0	0	0.00
19 Doval Gómez Iván	0	0	0	0	0	0.00	0.00	0	0	0.00
21 Aranda Figuereido Rodrigo	0	0	0	1	1	100.00	0.00	0	1	0.00
24 Martín Gallego Héctor	0	0	0	10	4	40.00	25.00	1	0	33.33
29 Bravo Jiménez Carlos	0	0	0	5	1	20.00	0.00	0	0	0.00
31 De La Cuadra Gonzalo	0	0	0	3	0	0.00	0.00	0	0	0.00
77 Garde Jiménez Diego	0	0	0	4	3	75.00	0.00	0	0	0.00
87 Rodríguez Barbadillo Jorge	0	0	0	15	4	26.67	25.00	1	0	33.33
	0	0		**95**	**30**	**31.58**	**10.00**			

Australia U19	Plus/Minus			Shots				Goals		
Player	+	-	balance	Total	on Goal	% on Goal	Efficiency (%)	scored	Assists	in %
2 Rak Benjamin	0	0	0	6	4	66.67	50.00	2	0	33.33
6 Franz Oliver	0	0	0	3	2	66.67	100.00	2	0	33.33
7 Marie-Soong Oliver	0	0	0	0	0	0.00	0.00	0	0	0.00
9 Knox Lyttle Reid	0	0	0	2	0	0.00	0.00	0	0	0.00
10 Ross Dylan	0	0	0	2	0	0.00	0.00	0	0	0.00
11 Feurstein Kent	0	0	0	5	1	20.00	0.00	0	1	0.00
12 Kulcar Kiran	0	0	0	0	0	0.00	0.00	0	0	0.00
15 Skett Alexander	0	0	0	3	3	100.00	0.00	0	0	0.00
16 Balamurugan Gautham	0	0	0	0	0	0.00	0.00	0	0	0.00
23 Richardson Travis	0	0	0	13	3	23.08	0.00	0	2	0.00
27 McKinsley Jacob	0	0	0	0	0	0.00	0.00	0	0	0.00
29 Hopkins Jed	0	0	0	11	5	45.45	20.00	1	0	16.67
30 Meyer Thomas	0	0	0	7	3	42.86	33.33	1	2	16.67
42 Crofts Callum	0	0	0	0	0	0.00	0.00	0	0	0.00
44 Craig Flynn	0	0	0	1	0	0.00	0.00	0	1	0.00
71 Rawlins Edward	0	0	0	2	1	50.00	0.00	0	0	0.00
80 Meyer Samuel	0	0	0	0	0	0.00	0.00	0	0	0.00
	0	0		**55**	**22**	**40.00**	**27.27**			

© by Roman Koller (info@floorballstatistics.ch)

Shot Statistics

Spain U19

Overall

Australia U19

bar	0	0.00 %
missed	1	20.00 %
blocked	2	40.00 %
on goal	2	40.00 %
Shots	**5**	**5.26 %**
Scores	**0**	**0.00 %**

bar	0	0.00 %
blocked	3	20.00 %
missed	3	20.00 %
on goal	9	60.00 %
Shots	**15**	**15.79 %**
Scores	**1**	**33.33 %**

bar	0	0.00 %
blocked	1	20.00 %
missed	2	40.00 %
on goal	2	40.00 %
Shots	**5**	**5.26 %**
Scores	**0**	**0.00 %**

bar	0	0.00 %
on goal	4	21.05 %
blocked	5	26.32 %
missed	10	52.63 %
Shots	**19**	**20.00 %**
Scores	**0**	**0.00 %**

bar	0	0.00 %
missed	1	16.67 %
on goal	1	16.67 %
blocked	4	66.67 %
Shots	**6**	**6.32 %**
Scores	**0**	**0.00 %**

bar	1	3.33 %
missed	8	26.67 %
on goal	8	26.67 %
blocked	13	43.33 %
Shots	**30**	**31.58 %**
Scores	**1**	**33.33 %**

bar	0	0.00 %
blocked	0	0.00 %
on goal	0	0.00 %
missed	1	100.00 %
Shots	**1**	**1.05 %**
Scores	**0**	**0.00 %**

bar	0	0.00 %
on goal	1	14.29 %
missed	2	28.57 %
blocked	4	57.14 %
Shots	**7**	**7.37 %**
Scores	**0**	**0.00 %**

bar	0	0.00 %
blocked	2	28.57 %
missed	2	28.57 %
on goal	3	42.86 %
Shots	**7**	**7.37 %**
Scores	**1**	**33.33 %**

bar	1	1.05 %
missed	30	31.58 %
on goal	30	31.58 %
blocked	34	35.79 %
Shots	**95**	
Scores	**3**	

bar	0	0.00 %
missed	0	0.00 %
blocked	1	50.00 %
on goal	1	50.00 %
Shots	**2**	**3.64 %**
Scores	**0**	**0.00 %**

bar	1	10.00 %
blocked	1	10.00 %
missed	1	10.00 %
on goal	7	70.00 %
Shots	**10**	**18.18 %**
Scores	**4**	**66.67 %**

bar	0	0.00 %
blocked	0	0.00 %
missed	0	0.00 %
on goal	0	0.00 %
Shots	**0**	**0.00 %**
Scores	**0**	**0.00 %**

bar	0	0.00 %
missed	0	0.00 %
blocked	6	50.00 %
on goal	6	50.00 %
Shots	**12**	**21.82 %**
Scores	**0**	**0.00 %**

bar	0	0.00 %
blocked	4	30.77 %
missed	4	30.77 %
on goal	5	38.46 %
Shots	**13**	**23.64 %**
Scores	**1**	**16.67 %**

bar	0	0.00 %
on goal	1	16.67 %
missed	2	33.33 %
blocked	3	50.00 %
Shots	**6**	**10.91 %**
Scores	**1**	**16.67 %**

bar	0	0.00 %
missed	0	0.00 %
on goal	0	0.00 %
blocked	2	100.00 %
Shots	**2**	**3.64 %**
Scores	**0**	**0.00 %**

bar	0	0.00 %
on goal	1	16.67 %
missed	2	33.33 %
blocked	3	50.00 %
Shots	**6**	**10.91 %**
Scores	**0**	**0.00 %**

bar	0	0.00 %
missed	1	25.00 %
on goal	1	25.00 %
blocked	2	50.00 %
Shots	**4**	**7.27 %**
Scores	**0**	**0.00 %**

bar	1	1.82 %
missed	10	18.18 %
blocked	22	40.00 %
on goal	22	40.00 %
Shots	**55**	
Scores	**6**	

© by Roman Koller (info@floorballstatistics.ch)

Shot Statistics

Spain U19

1st Periode

Australia U19

bar	0	0.00 %
missed	0	0.00 %
blocked	1	50.00 %
on goal	1	50.00 %
Shots	**2**	**11.11 %**
Scores	**0**	**0.00 %**

bar	0	0.00 %
missed	0	0.00 %
blocked	1	25.00 %
on goal	3	75.00 %
Shots	**4**	**22.22 %**
Scores	**1**	**100.00 %**

bar	0	0.00 %
blocked	0	0.00 %
on goal	0	0.00 %
missed	1	5.56 %
Shots	**1**	**5.56 %**
Scores	**0**	**0.00 %**

bar	0	0.00 %
on goal	0	0.00 %
blocked	1	25.00 %
missed	3	75.00 %
Shots	**4**	**22.22 %**
Scores	**0**	**0.00 %**

bar	0	0.00 %
blocked	0	0.00 %
missed	0	0.00 %
on goal	1	100.00 %
Shots	**1**	**5.56 %**
Scores	**0**	**0.00 %**

bar	0	0.00 %
missed	1	20.00 %
blocked	2	40.00 %
on goal	2	40.00 %
Shots	**5**	**27.78 %**
Scores	**0**	**0.00 %**

bar	0	0.00 %
blocked	0	0.00 %
on goal	0	0.00 %
missed	1	100.00 %
Shots	**1**	**5.56 %**
Scores	**0**	**0.00 %**

bar	0	0.00 %
blocked	0	0.00 %
missed	0	0.00 %
on goal	0	0.00 %
Shots	**0**	**0.00 %**
Scores	**0**	**0.00 %**

bar	0	0.00 %
blocked	0	0.00 %
missed	0	0.00 %
on goal	0	0.00 %
Shots	**0**	**0.00 %**
Scores	**0**	**0.00 %**

bar	0	0.00 %
blocked	0	0.00 %
missed	0	0.00 %
on goal	1	100.00 %
Shots	**1**	**4.00 %**
Scores	**0**	**0.00 %**

missed	0	0.00 %
bar	1	33.33 %
blocked	1	33.33 %
on goal	1	33.33 %
Shots	**3**	**12.00 %**
Scores	**0**	**0.00 %**

bar	0	0.00 %
blocked	0	0.00 %
missed	0	0.00 %
on goal	0	0.00 %
Shots	**0**	**0.00 %**
Scores	**0**	**0.00 %**

bar	0	0.00 %
missed	0	0.00 %
on goal	3	42.86 %
blocked	4	57.14 %
Shots	**7**	**28.00 %**
Scores	**0**	**0.00 %**

bar	0	0.00 %
blocked	0	0.00 %
missed	0	0.00 %
on goal	3	100.00 %
Shots	**3**	**12.00 %**
Scores	**0**	**0.00 %**

bar	0	0.00 %
on goal	0	0.00 %
missed	1	33.33 %
blocked	2	66.67 %
Shots	**3**	**12.00 %**
Scores	**0**	**0.00 %**

bar	0	0.00 %
missed	0	0.00 %
on goal	0	0.00 %
blocked	2	100.00 %
Shots	**2**	**8.00 %**
Scores	**0**	**0.00 %**

bar	0	0.00 %
on goal	0	0.00 %
blocked	1	50.00 %
missed	1	50.00 %
Shots	**2**	**8.00 %**
Scores	**0**	**0.00 %**

bar	0	0.00 %
missed	1	25.00 %
on goal	1	25.00 %
blocked	2	50.00 %
Shots	**4**	**16.00 %**
Scores	**0**	**0.00 %**

bar	0	0.00 %
blocked	5	27.78 %
missed	6	33.33 %
on goal	7	38.89 %
Shots	**18**	
Scores	**1**	

bar	1	4.00 %
missed	3	12.00 %
on goal	9	36.00 %
blocked	12	48.00 %
Shots	**25**	
Scores	**0**	

© by Roman Koller (info@floorballstatistics.ch)

Shot Statistics

Spain U19

2nd Periode

Australia U19

bar	0	0.00 %
missed	0	0.00 %
on goal	0	0.00 %
blocked	1	100.00 %
Shots	**1**	**3.70 %**
Scores	**0**	**0.00 %**

bar	0	0.00 %
blocked	0	0.00 %
missed	0	0.00 %
on goal	1	100.00 %
Shots	**1**	**3.70 %**
Scores	**0**	**0.00 %**

bar	0	0.00 %
blocked	0	0.00 %
missed	0	0.00 %
on goal	2	100.00 %
Shots	**2**	**7.41 %**
Scores	**0**	**0.00 %**

bar	0	0.00 %
blocked	2	25.00 %
missed	3	37.50 %
on goal	3	37.50 %
Shots	**8**	**29.63 %**
Scores	**0**	**0.00 %**

bar	0	0.00 %
missed	0	0.00 %
on goal	0	0.00 %
blocked	2	100.00 %
Shots	**2**	**7.41 %**
Scores	**0**	**0.00 %**

bar	0	0.00 %
on goal	1	11.11 %
blocked	3	33.33 %
missed	5	55.56 %
Shots	**9**	**33.33 %**
Scores	**0**	**0.00 %**

bar	0	0.00 %
blocked	0	0.00 %
missed	0	0.00 %
on goal	0	0.00 %
Shots	**0**	**0.00 %**
Scores	**0**	**0.00 %**

bar	0	0.00 %
on goal	0	0.00 %
blocked	1	50.00 %
missed	1	50.00 %
Shots	**2**	**7.41 %**
Scores	**0**	**0.00 %**

bar	0	0.00 %
missed	0	0.00 %
blocked	1	50.00 %
on goal	1	50.00 %
Shots	**2**	**7.41 %**
Scores	**0**	**0.00 %**

bar	0	0.00 %
on goal	8	29.63 %
missed	9	33.33 %
blocked	10	37.04 %
Shots	**27**	
Scores	**0**	

bar	0	0.00 %
missed	0	0.00 %
blocked	1	100.00 %
Shots	**1**	**6.67 %**
Scores	**0**	**0.00 %**

bar	0	0.00 %
blocked	0	0.00 %
missed	1	25.00 %
on goal	3	75.00 %
Shots	**4**	**26.67 %**
Scores	**2**	**66.67 %**

bar	0	0.00 %
blocked	0	0.00 %
missed	0	0.00 %
on goal	0	0.00 %
Shots	**0**	**0.00 %**
Scores	**0**	**0.00 %**

bar	0	0.00 %
missed	0	0.00 %
blocked	1	50.00 %
on goal	1	50.00 %
Shots	**2**	**13.33 %**
Scores	**0**	**0.00 %**

bar	0	0.00 %
on goal	0	0.00 %
blocked	1	25.00 %
missed	3	75.00 %
Shots	**4**	**26.67 %**
Scores	**0**	**0.00 %**

bar	0	0.00 %
blocked	0	0.00 %
missed	1	50.00 %
on goal	1	50.00 %
Shots	**2**	**13.33 %**
Scores	**1**	**33.33 %**

bar	0	0.00 %
blocked	0	0.00 %
missed	0	0.00 %
on goal	0	0.00 %
Shots	**0**	**0.00 %**
Scores	**0**	**0.00 %**

bar	0	0.00 %
on goal	0	0.00 %
blocked	1	50.00 %
missed	1	50.00 %
Shots	**2**	**13.33 %**
Scores	**0**	**0.00 %**

bar	0	0.00 %
blocked	0	0.00 %
missed	0	0.00 %
on goal	0	0.00 %
Shots	**0**	**0.00 %**
Scores	**0**	**0.00 %**

bar	0	0.00 %
blocked	4	26.67 %
on goal	5	33.33 %
missed	6	40.00 %
Shots	**15**	
Scores	**3**	

© by Roman Koller (info@floorballstatistics.ch)

Shot Statistics

Spain U19

3rd Periode

Australia U19

bar	0	0.00 %
blocked	0	0.00 %
missed	1	50.00 %
on goal	1	50.00 %
Shots	**2**	**4.00 %**
Scores	**0**	**0.00 %**

bar	0	0.00 %
blocked	2	20.00 %
missed	3	30.00 %
on goal	5	50.00 %
Shots	**10**	**20.00 %**
Scores	**0**	**0.00 %**

bar	0	0.00 %
on goal	0	0.00 %
blocked	1	50.00 %
missed	1	50.00 %
Shots	**2**	**4.00 %**
Scores	**0**	**0.00 %**

bar	0	0.00 %
blocked	0	0.00 %
missed	0	0.00 %
on goal	0	0.00 %
Shots	**0**	**0.00 %**
Scores	**0**	**0.00 %**

bar	0	0.00 %
blocked	0	0.00 %
missed	0	0.00 %
on goal	3	100.00 %
Shots	**3**	**20.00 %**
Scores	**2**	**66.67 %**

bar	0	0.00 %
blocked	0	0.00 %
missed	0	0.00 %
on goal	0	0.00 %
Shots	**0**	**0.00 %**
Scores	**0**	**0.00 %**

bar	0	0.00 %
on goal	1	14.29 %
blocked	2	28.57 %
missed	4	57.14 %
Shots	**7**	**14.00 %**
Scores	**0**	**0.00 %**

bar	0	0.00 %
on goal	0	0.00 %
missed	1	33.33 %
blocked	2	66.67 %
Shots	**3**	**6.00 %**
Scores	**0**	**0.00 %**

bar	1	6.25 %
missed	2	12.50 %
on goal	5	31.25 %
blocked	8	50.00 %
Shots	**16**	**32.00 %**
Scores	**1**	**50.00 %**

bar	0	0.00 %
missed	0	0.00 %
blocked	1	33.33 %
on goal	2	66.67 %
Shots	**3**	**20.00 %**
Scores	**0**	**0.00 %**

bar	0	0.00 %
missed	1	16.67 %
on goal	2	33.33 %
blocked	3	50.00 %
Shots	**6**	**40.00 %**
Scores	**1**	**33.33 %**

bar	0	0.00 %
missed	0	0.00 %
on goal	0	0.00 %
blocked	1	100.00 %
Shots	**1**	**6.67 %**
Scores	**0**	**0.00 %**

bar	0	0.00 %
blocked	0	0.00 %
missed	0	0.00 %
on goal	0	0.00 %
Shots	**0**	**0.00 %**
Scores	**0**	**0.00 %**

bar	0	0.00 %
missed	1	20.00 %
on goal	1	20.00 %
blocked	3	60.00 %
Shots	**5**	**10.00 %**
Scores	**0**	**0.00 %**

bar	0	0.00 %
blocked	1	20.00 %
missed	2	40.00 %
on goal	2	40.00 %
Shots	**5**	**10.00 %**
Scores	**1**	**50.00 %**

bar	0	0.00 %
blocked	0	0.00 %
missed	0	0.00 %
on goal	0	0.00 %
Shots	**0**	**0.00 %**
Scores	**0**	**0.00 %**

bar	0	0.00 %
blocked	1	50.00 %
on goal	1	50.00 %
Shots	**2**	**13.33 %**
Scores	**0**	**0.00 %**

bar	0	0.00 %
blocked	0	0.00 %
missed	0	0.00 %
on goal	0	0.00 %
Shots	**0**	**0.00 %**
Scores	**0**	**0.00 %**

bar	1	2.00 %
missed	15	30.00 %
on goal	15	30.00 %
blocked	19	38.00 %
Shots	**50**	
Scores	**2**	

bar	0	0.00 %
missed	1	6.67 %
blocked	6	40.00 %
on goal	8	53.33 %
Shots	**15**	
Scores	**3**	

© by Roman Koller (info@floorballstatistics.ch)