Men's U19 World Floorball Championships 2025
29. April – 4. May | Zurich | Switzerland

Daily Statistics

May 4, 2025



Stars of Tomorrow

Event Statistics

Games

29.04.2025	Game	Spectators	in %	Result	Duration
10:00	Australia U19 - Estonia U19	702	1.99	6 : 4	01:42:00
10:00	Denmark U19 - Czechia U19	819	2.32	1 : 14	01:54:00
13:00	Slovenia U19 - Spain U19	834	2.36	6 : 8	01:47:00
13:00	Netherlands U19 - Singapore U19	736	2.09	6 : 2	01:55:00
16:00	Finland U19 - Slovakia U19	912	2.58	12 : 2	01:48:00
16:00	Canada U19 - Germany U19	832	2.36	7 : 8	02:04:00
19:00	Sweden U19 - Switzerland U19	1’612	4.57	5 : 5	01:47:00
19:00	Norway U19 - Latvia U19	117	0.33	4 : 4	01:44:00
	Daily average	**821**	**18.60**		

30.04.2025	Game	Spectators	in %	Result	Duration
10:00	Germany U19 - Singapore U19	427	1.21	9 : 4	01:49:00
10:00	Australia U19 - Slovenia U19	687	1.95	3 : 5	01:43:00
13:00	Canada U19 - Netherlands U19	512	1.45	1 : 7	01:54:00
13:00	Estonia U19 - Spain U19	613	1.74	2 : 6	01:51:00
16:00	Switzerland U19 - Norway U19	987	2.80	5 : 1	01:42:00
16:00	Czechia U19 - Slovakia U19	270	0.77	11 : 3	01:51:00
19:00	Denmark U19 - Finland U19	323	0.92	5 : 13	01:51:00
19:00	Latvia U19 - Sweden U19	151	0.43	4 : 7	01:46:00
	Daily average	**496**	**11.25**		

01.05.2025	Game	Spectators	in %	Result	Duration
10:00	Singapore U19 - Canada U19	568	1.61	6 : 5	01:50:00
10:00	Estonia U19 - Slovenia U19	584	1.66	4 : 5	01:48:00
13:00	Sweden U19 - Norway U19	952	2.70	7 : 4	01:53:00
13:00	Spain U19 - Australia U19	514	1.46	3 : 6	01:55:00
16:00	Czechia U19 - Finland U19	1’018	2.89	5 : 2	01:41:00
16:00	Slovakia U19 - Denmark U19	291	0.82	7 : 1	01:51:00
19:00	Switzerland U19 - Latvia U19	1’434	4.06	4 : 4	01:49:00
19:00	Germany U19 - Netherlands U19	234	0.66	10 : 2	01:52:00
	Daily average	**699**	**15.86**		

© by Roman Koller (info@floorballstatistics.ch)

Event Statistics

02.05.2025	Game	Spectators	in %	Result	Duration
16:00	Denmark U19 - Australia U19	198	0.56	12 : 3	01:51:00
19:00	Norway U19 - Germany U19	315	0.89	10 : 3	01:53:00
	Daily average	**257**	**1.45**		

03.05.2025	Game	Spectators	in %	Result	Duration
10:00	Canada U19 - Estonia U19	112	0.32	4 : 6	01:46:00
13:00	Spain U19 - Singapore U19	167	0.47	8 : 4	01:59:00
16:00	Netherlands U19 - Slovenia U19	205	0.58	6 : 5 ot.	02:01:00
16:00	Czechia U19 - Switzerland U19	3’473	9.84	8 : 2	02:00:00
19:00	Slovakia U19 - Latvia U19	151	0.43	4 : 2	01:43:00
19:00	Sweden U19 - Finland U19	3’052	8.65	3 : 9	02:00:00
	Daily average	**1’193**	**20.29**		

04.05.2025	Game	Spectators	in %	Result	Duration
10:00	Denmark U19 - Norway U19	146	0.41	5 : 8	01:48:00
10:00	Australia U19 - Germany U19	853	2.42	5 : 10	02:05:00
13:00	Sweden U19 - Switzerland U19	5’163	14.63	3 : 4 ps.	02:21:00
16:00	Finland U19 - Czechia U19	5’321	15.08	4 : 3 ot.	02:22:00
	Daily average	**2’871**	**32.54**		
	Event average	**980**			

© by Roman Koller (info@floorballstatistics.ch)

Event Statistics

Team Statistic	Games	Shots				Goals		Bullies			Penalties		
Team	played	Total	on Goal	% on Goal	Efficiency (%)	scored	in %	Total	won	in %	Total (min)	in %	Total (min eff.)
Australia U19	5	230	101	43.91	22.77	23	5.97	70	23	32.86	30	10.00	00:18:13
Canada U19	4	257	116	45.14	14.66	17	4.42	59	30	50.85	26	8.67	00:23:07
Czechia U19	5	288	130	45.14	31.54	41	10.65	63	36	57.14	10	3.33	00:08:15
Denmark U19	5	262	109	41.60	22.02	24	6.23	79	35	44.30	16	5.33	00:10:42
Estonia U19	4	271	96	35.42	16.67	16	4.16	52	27	51.92	18	6.00	00:12:14
Finland U19	5	268	125	46.64	32.00	40	10.39	75	48	64.00	6	2.00	00:06:00
Germany U19	5	337	164	48.66	24.39	40	10.39	84	42	50.00	28	9.33	00:24:55
Latvia U19	4	197	79	40.10	17.72	14	3.64	44	22	50.00	14	4.67	00:09:31
Netherlands U19	4	234	100	42.74	21.00	21	5.45	52	22	42.31	40	13.33	00:33:14
Norway U19	5	201	99	49.25	27.27	27	7.01	60	22	36.67	16	5.33	00:14:47
Singapore U19	4	231	107	46.32	14.95	16	4.16	60	33	55.00	28	9.33	00:25:30
Slovakia U19	4	134	62	46.27	25.81	16	4.16	56	22	39.29	14	4.67	00:10:41
Slovenia U19	4	244	107	43.85	19.63	21	5.45	58	32	55.17	8	2.67	00:05:28
Spain U19	4	364	132	36.26	18.94	25	6.49	58	26	44.83	12	4.00	00:11:19
Sweden U19	5	279	122	43.73	20.49	25	6.49	67	30	44.78	16	5.33	00:13:44
Switzerland U19	5	308	99	32.14	19.19	19	4.94	58	29	50.00	18	6.00	00:13:28
		4105	**1748**	**42.58**	**22.03**	**385**		**995**			**300**		

© by Roman Koller (info@floorballstatistics.ch)

Event Statistics

Finland U19

	Goals achieved	Goals get	penalty minutes
Team overview	40	18	6

	Games	Plus/Minus					Shots				Goals			Bullies			Penalties	
Player	played	+	-	balance	+ in %	- in %	Total	on Goal	% on Goal	Efficiency (%)	scored	Assists	in %	Total	won	in %	Total (min)	in %
5 Knuuti Aatu	5	13	6	7	32.50	33.33	24	11	45.83	63.64	7	1	17.50	1	0	0.00	0	0.00
23 Markkanen Jami	5	20	7	13	50.00	38.89	24	11	45.83	45.45	5	3	12.50	1	1	100.00	0	0.00
9 Paajanen Veikko	5	12	3	9	30.00	16.67	9	3	33.33	100.00	3	5	7.50	11	8	72.73	0	0.00
21 Nyström Rasmus	5	18	8	10	45.00	44.44	6	3	50.00	66.67	2	5	5.00	0	0	0.00	0	0.00
19 Niemelä Marius	5	12	8	4	30.00	44.44	18	8	44.44	12.50	1	6	2.50	8	1	12.50	0	0.00
22 Heiska Ville	5	16	5	11	40.00	27.78	19	12	63.16	25.00	3	3	7.50	1	1	100.00	0	0.00
14 Leino Ilmo	5	12	8	4	30.00	44.44	36	20	55.56	20.00	4	0	10.00	23	18	78.26	4	66.67
12 Kajaala Joona	5	11	4	7	27.50	22.22	13	7	53.85	42.86	3	1	7.50	11	7	63.64	0	0.00
17 Leppäniemi Samuli	5	7	4	3	17.50	22.22	24	14	58.33	21.43	3	1	7.50	2	1	50.00	0	0.00
16 Jaaranen Dani	5	8	4	4	20.00	22.22	22	8	36.36	25.00	2	2	5.00	15	9	60.00	0	0.00
7 Vettensaari Joonas	5	9	2	7	22.50	11.11	8	4	50.00	50.00	2	1	5.00	0	0	0.00	0	0.00
18 Kokko Aaro	5	9	6	3	22.50	33.33	13	6	46.15	33.33	2	1	5.00	0	0	0.00	0	0.00
8 Engman Viljami	5	12	9	3	30.00	50.00	22	7	31.82	14.29	1	2	2.50	0	0	0.00	0	0.00
2 Jaurakkajärvi Esa	5	13	2	11	32.50	11.11	7	1	14.29	0.00	0	3	0.00	0	0	0.00	0	0.00
3 Hiltunen Joni	5	10	2	8	25.00	11.11	12	5	41.67	20.00	1	1	2.50	0	0	0.00	0	0.00
10 Maronen Markus	5	4	0	4	10.00	0.00	6	3	50.00	33.33	1	0	2.50	0	0	0.00	0	0.00
34 Hannula Eino	5	6	8	-2	15.00	44.44	4	1	25.00	0.00	0	1	0.00	2	2	100.00	0	0.00
20 Viitikka Oskari	5	5	2	3	12.50	11.11	1	1	100.00	0.00	0	0	0.00	0	0	0.00	2	33.33
							268	**125**	**46.64**	**32.00**				**75**	**48**	**64.00**	**6**	

© by Roman Koller (info@floorballstatistics.ch)

Event Statistics

Finland U19

blocked	0	0.00 %	bar	2	6.45 %	bar	0	0.00 %
missed	0	0.00 %	blocked	2	6.45 %	missed	0	0.00 %
bar	1	33.33 %	missed	7	22.58 %	blocked	1	20.00 %
on goal	2	66.67 %	on goal	20	64.52 %	on goal	4	80.00 %
Shots	**3**	**1.12 %**	**Shots**	**31**	**11.57 %**	**Shots**	**5**	**1.87 %**
Scores	**1**	**2.50 %**	**Scores**	**2**	**5.00 %**	**Scores**	**4**	**10.00 %**
bar	1	2.17 %	bar	4	4.55 %	bar	1	2.13 %
missed	12	26.09 %	missed	18	20.45 %	missed	12	25.53 %
blocked	15	32.61 %	blocked	24	27.27 %	blocked	14	29.79 %
on goal	18	39.13 %	on goal	42	47.73 %	on goal	20	42.55 %
Shots	**46**	**17.16 %**	**Shots**	**88**	**32.84 %**	**Shots**	**47**	**17.54 %**
Scores	**6**	**15.00 %**	**Scores**	**14**	**35.00 %**	**Scores**	**7**	**17.50 %**
bar	0	0.00 %	bar	1	3.45 %	bar	0	0.00 %
on goal	1	14.29 %	missed	6	20.69 %	missed	1	8.33 %
missed	2	28.57 %	blocked	11	37.93 %	blocked	4	33.33 %
blocked	4	57.14 %	on goal	11	37.93 %	on goal	7	58.33 %
Shots	**7**	**2.61 %**	**Shots**	**29**	**10.82 %**	**Shots**	**12**	**4.48 %**
Scores	**0**	**0.00 %**	**Scores**	**4**	**10.00 %**	**Scores**	**2**	**5.00 %**

Total on Goal	2	Total on Goal	20	Total on Goal	4
Total Shots	3	Total Shots	31	Total Shots	5
Total Scores	1	Total Scores	2	Total Scores	4
Precision	**66.67 %**	**Precision**	**64.52 %**	**Precision**	**80.00 %**
Efficency	**50.00 %**	**Efficency**	**10.00 %**	**Efficency**	**100.00 %**
Total on Goal	18	Total on Goal	42	Total on Goal	20
Total Shots	46	Total Shots	88	Total Shots	47
Total Scores	6	Total Scores	14	Total Scores	7
Precision	**39.13 %**	**Precision**	**47.73 %**	**Precision**	**42.55 %**
Efficency	**33.33 %**	**Efficency**	**33.33 %**	**Efficency**	**35.00 %**
Total on Goal	1	Total on Goal	11	Total on Goal	7
Total Shots	7	Total Shots	29	Total Shots	12
Total Scores	0	Total Scores	4	Total Scores	2
Precision	**14.29 %**	**Precision**	**37.93 %**	**Precision**	**58.33 %**
Efficency	**0.00 %**	**Efficency**	**36.36 %**	**Efficency**	**28.57 %**

bar	10	3.73 %
missed	58	21.64 %
blocked	75	27.99 %
on goal	125	46.64 %
Shots	**268**	
Scores	**40**	

Total on Goal	125
Total Shots	268
Total Scores	40
Precision	**46.64 %**
Efficency	**32.00 %**

© by Roman Koller (info@floorballstatistics.ch)

Event Statistics

Short distribution and shots on goal

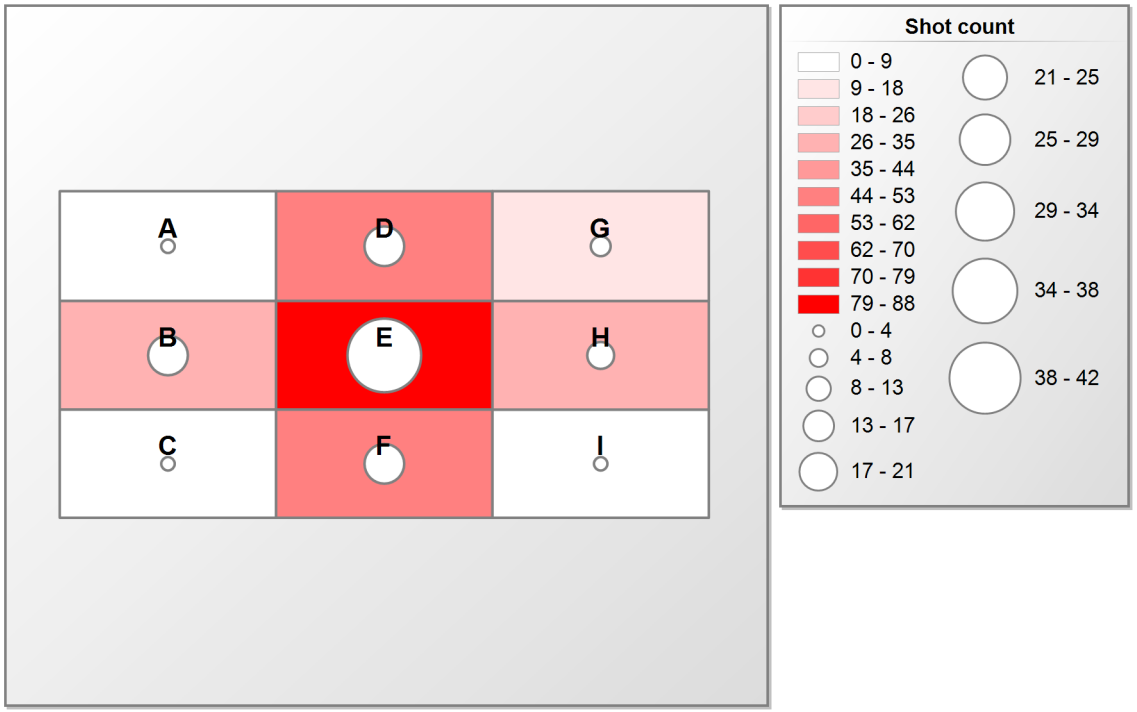

Zone (Fields)	A	B	C	D	E	F	G	H	I	Total
Total	5	31	3	47	88	46	12	29	7	268
on Goal (Circles)	4	20	2	20	42	18	7	11	1	125

© by Roman Koller (info@floorballstatistics.ch)

Event Statistics

Sweden U19

	Goals achieved	Goals get	penalty minutes
Team overview	25	25	16

	Games	Plus/Minus					Shots				Goals			Bullies			Penalties	
Player	played	+	-	balance	+ in %	- in %	Total	on Goal	% on Goal	Efficiency (%)	scored	Assists	in %	Total	won	in %	Total (min)	in %
37 Kronstrand Vilgot	5	5	5	0	20.00	20.00	31	15	48.39	20.00	3	4	12.00	5	3	60.00	0	0.00
20 Hellgren Emil	5	5	6	-1	20.00	24.00	24	9	37.50	66.67	6	0	24.00	2	0	0.00	0	0.00
97 Mendoza Nyberg Oliver	5	5	5	0	20.00	20.00	26	13	50.00	7.69	1	5	4.00	11	7	63.64	4	25.00
5 Frejd Anton	5	3	7	-4	12.00	28.00	16	8	50.00	37.50	3	2	12.00	1	0	0.00	0	0.00
34 Andersson Alex	5	3	7	-4	12.00	28.00	21	7	33.33	28.57	2	3	8.00	3	0	0.00	2	12.50
2 Arnlund Sebastian	5	3	4	-1	12.00	16.00	11	8	72.73	37.50	3	0	12.00	0	0	0.00	0	0.00
23 Jensen Victor	5	4	4	0	16.00	16.00	33	15	45.45	13.33	2	1	8.00	5	1	20.00	0	0.00
25 O'Loghlen Benjamin	5	4	5	-1	16.00	20.00	2	1	50.00	0.00	0	3	0.00	3	0	0.00	2	12.50
4 Jonsson Jakob	5	3	6	-3	12.00	24.00	8	2	25.00	100.00	2	0	8.00	1	1	100.00	2	12.50
15 Wahl Lukas	5	0	0	0	0.00	0.00	3	0	0.00	0.00	0	2	0.00	6	2	33.33	0	0.00
17 Strand Albin	5	2	5	-3	8.00	20.00	11	5	45.45	0.00	0	2	0.00	0	0	0.00	4	25.00
16 Vestlund Viggo	3	2	6	-4	8.00	24.00	7	4	57.14	25.00	1	0	4.00	8	5	62.50	0	0.00
18 Lutmers Melvin	5	3	4	-1	12.00	16.00	12	6	50.00	16.67	1	0	4.00	0	0	0.00	2	12.50
77 Lundell Joel	5	3	7	-4	12.00	28.00	17	6	35.29	16.67	1	0	4.00	9	3	33.33	0	0.00
10 Kalldin Ludvig	5	3	5	-2	12.00	20.00	16	5	31.25	0.00	0	1	0.00	9	6	66.67	0	0.00
87 Nyrén Oliwer	5	1	1	0	4.00	4.00	23	10	43.48	0.00	0	1	0.00	4	2	50.00	0	0.00
3 Östby Erik	1	1	2	-1	4.00	8.00	3	2	66.67	0.00	0	0	0.00	0	0	0.00	0	0.00
26 Nording Hugo	5	4	5	-1	16.00	20.00	6	3	50.00	0.00	0	0	0.00	0	0	0.00	0	0.00
99 Nilsson Felix	5	1	1	0	4.00	4.00	9	3	33.33	0.00	0	0	0.00	0	0	0.00	0	0.00
							279	**122**	**43.73**	**20.49**				**67**	**30**	**44.78**	**16**	

© by Roman Koller (info@floorballstatistics.ch)

Event Statistics

Sweden U19

bar	0	0.00 %
blocked	0	0.00 %
missed	2	50.00 %
on goal	2	50.00 %
Shots	**4**	**1.43 %**
Scores	**0**	**0.00 %**

bar	0	0.00 %
blocked	3	10.00 %
missed	7	23.33 %
on goal	20	66.67 %
Shots	**30**	**10.75 %**
Scores	**6**	**24.00 %**

bar	0	0.00 %
blocked	1	25.00 %
missed	1	25.00 %
on goal	2	50.00 %
Shots	**4**	**1.43 %**
Scores	**1**	**4.00 %**

Total on Goal	2
Total Shots	4
Total Scores	0
Precision	**50.00 %**
Efficency	**0.00 %**

Total on Goal	20
Total Shots	30
Total Scores	6
Precision	**66.67 %**
Efficency	**30.00 %**

Total on Goal	2
Total Shots	4
Total Scores	1
Precision	**50.00 %**
Efficency	**50.00 %**

bar	0	0.00 %
missed	13	24.07 %
blocked	16	29.63 %
on goal	25	46.30 %
Shots	**54**	**19.35 %**
Scores	**3**	**12.00 %**

bar	0	0.00 %
blocked	16	25.40 %
missed	19	30.16 %
on goal	28	44.44 %
Shots	**63**	**22.58 %**
Scores	**10**	**40.00 %**

bar	4	8.00 %
missed	12	24.00 %
on goal	16	32.00 %
blocked	18	36.00 %
Shots	**50**	**17.92 %**
Scores	**2**	**8.00 %**

Total on Goal	25
Total Shots	54
Total Scores	3
Precision	**46.30 %**
Efficency	**12.00 %**

Total on Goal	28
Total Shots	63
Total Scores	10
Precision	**44.44 %**
Efficency	**35.71 %**

Total on Goal	16
Total Shots	50
Total Scores	2
Precision	**32.00 %**
Efficency	**12.50 %**

bar	0	0.00 %
missed	4	25.00 %
blocked	6	37.50 %
on goal	6	37.50 %
Shots	**16**	**5.73 %**
Scores	**0**	**0.00 %**

bar	0	0.00 %
missed	4	8.51 %
on goal	18	38.30 %
blocked	25	53.19 %
Shots	**47**	**16.85 %**
Scores	**3**	**12.00 %**

missed	0	0.00 %
bar	1	9.09 %
blocked	5	45.45 %
on goal	5	45.45 %
Shots	**11**	**3.94 %**
Scores	**0**	**0.00 %**

Total on Goal	6
Total Shots	16
Total Scores	0
Precision	**37.50 %**
Efficency	**0.00 %**

Total on Goal	18
Total Shots	47
Total Scores	3
Precision	**38.30 %**
Efficency	**16.67 %**

Total on Goal	5
Total Shots	11
Total Scores	0
Precision	**45.45 %**
Efficency	**0.00 %**

bar	5	1.79 %
missed	62	22.22 %
blocked	90	32.26 %
on goal	122	43.73 %
Shots	**279**	
Scores	**25**	

Total on Goal	122
Total Shots	279
Total Scores	25
Precision	**43.73 %**
Efficency	**20.49 %**

© by Roman Koller (info@floorballstatistics.ch)

Event Statistics

Short distribution and shots on goal

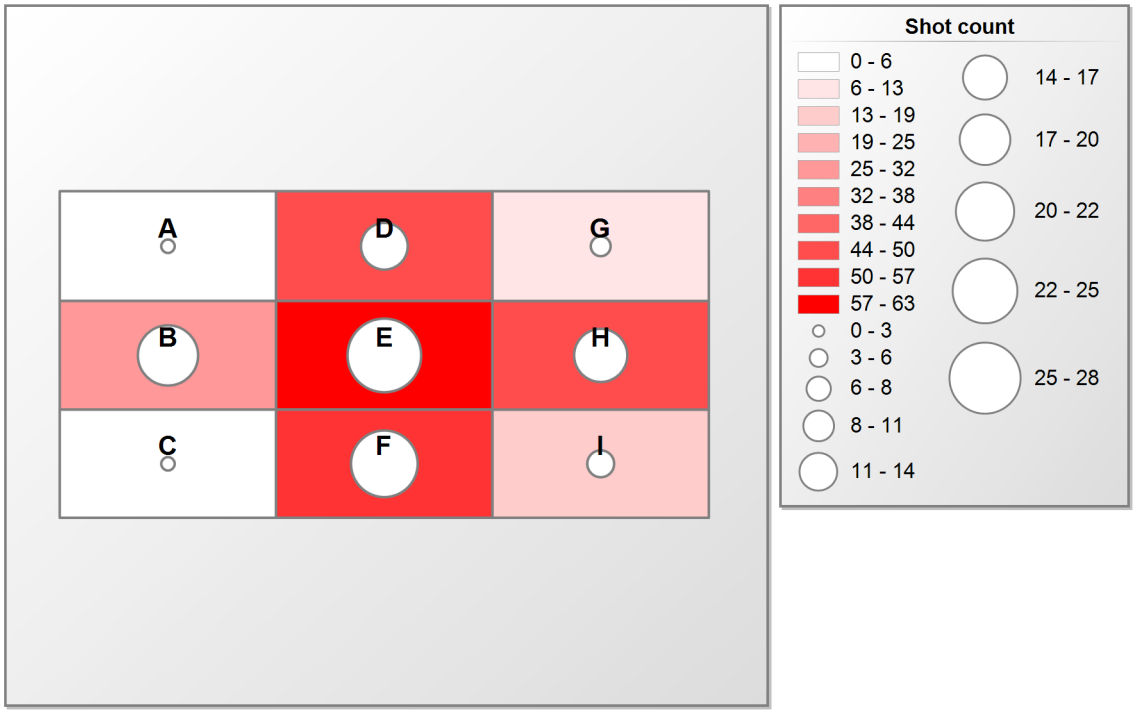

Zone (Fields)	A	B	C	D	E	F	G	H	I	Total
Total	4	30	4	50	63	54	11	47	16	279
on Goal (Circles)	2	20	2	16	28	25	5	18	6	122

© by Roman Koller (info@floorballstatistics.ch)

Event Statistics

Switzerland U19

	Goals achieved	Goals get	penalty minutes
Team overview	19	21	18

	Games	Plus/Minus					Shots				Goals			Bullies			Penalties	
Player	played	+	-	balance	+ in %	- in %	Total	on Goal	% on Goal	Efficiency (%)	scored	Assists	in %	Total	won	in %	Total (min)	in %
71 Murer Loris	5	7	4	3	36.84	19.05	28	12	42.86	25.00	3	1	15.79	0	0	0.00	0	0.00
88 Reusser Janis	5	6	10	-4	31.58	47.62	12	3	25.00	66.67	2	2	10.53	1	1	100.00	4	22.22
22 Gervasoni Matteo	5	8	11	-3	42.11	52.38	38	14	36.84	14.29	2	2	10.53	4	1	25.00	0	0.00
48 Anderegg Timon	5	11	5	6	57.89	23.81	22	8	36.36	12.50	1	3	5.26	7	3	42.86	0	0.00
6 Hedlund Linus	5	7	4	3	36.84	19.05	39	10	25.64	20.00	2	1	10.53	6	2	33.33	0	0.00
72 Bürgler Dario	5	3	2	1	15.79	9.52	12	3	25.00	66.67	2	0	10.53	3	1	33.33	0	0.00
97 Schefer Lian	5	4	5	-1	21.05	23.81	20	8	40.00	25.00	2	0	10.53	1	0	0.00	0	0.00
39 Thalmann Rovin	5	5	4	1	26.32	19.05	9	3	33.33	33.33	1	1	5.26	0	0	0.00	0	0.00
10 Fleisch Jan	5	6	5	1	31.58	23.81	10	4	40.00	25.00	1	1	5.26	0	0	0.00	0	0.00
24 Bühler Nino	5	7	8	-1	36.84	38.10	19	7	36.84	14.29	1	1	5.26	5	3	60.00	0	0.00
7 Hänni Mika	4	2	4	-2	10.53	19.05	4	1	25.00	0.00	0	2	0.00	0	0	0.00	2	11.11
68 Christen Andrin	5	4	2	2	21.05	9.52	29	8	27.59	0.00	0	2	0.00	0	0	0.00	0	0.00
95 Kürschner Janik	5	4	6	-2	21.05	28.57	11	3	27.27	0.00	0	2	0.00	11	7	63.64	2	11.11
25 Niemack Nico	2	2	2	0	10.53	9.52	2	1	50.00	100.00	1	0	5.26	0	0	0.00	2	11.11
13 Egli Julian	5	3	7	-4	15.79	33.33	10	3	30.00	33.33	1	0	5.26	3	1	33.33	0	0.00
18 Meier Jhonan	5	8	5	3	42.11	23.81	15	5	33.33	0.00	0	1	0.00	6	2	33.33	0	0.00
4 Mathis Sebastian	5	3	9	-6	15.79	42.86	8	1	12.50	0.00	0	0	0.00	0	0	0.00	4	22.22
8 Reich Kimmo	3	1	4	-3	5.26	19.05	3	1	33.33	0.00	0	0	0.00	0	0	0.00	4	22.22
66 Burri Cédric	1	0	1	-1	0.00	4.76	2	1	50.00	0.00	0	0	0.00	2	2	100.00	0	0.00
77 Hocevar Nicola	4	4	4	0	21.05	19.05	14	2	14.29	0.00	0	0	0.00	9	6	66.67	0	0.00
							307	**98**	**31.92**	**19.39**				**58**	**29**	**50.00**	**18**	

© by Roman Koller (info@floorballstatistics.ch)

Event Statistics



Switzerland U19

bar	0	0.00 %
blocked	0	0.00 %
missed	1	50.00 %
on goal	1	50.00 %
Shots	**2**	**0.65 %**
Scores	**0**	**0.00 %**

bar	0	0.00 %
blocked	1	4.00 %
missed	4	16.00 %
on goal	20	80.00 %
Shots	**25**	**8.12 %**
Scores	**7**	**36.84 %**

blocked	0	0.00 %
missed	0	0.00 %
bar	1	50.00 %
on goal	1	50.00 %
Shots	**2**	**0.65 %**
Scores	**0**	**0.00 %**

Total on Goal	1
Total Shots	2
Total Scores	0
Precision	**50.00 %**
Efficency	**0.00 %**

Total on Goal	20
Total Shots	25
Total Scores	7
Precision	**80.00 %**
Efficency	**35.00 %**

Total on Goal	1
Total Shots	2
Total Scores	0
Precision	**50.00 %**
Efficency	**0.00 %**

bar	6	8.70 %
on goal	15	21.74 %
missed	21	30.43 %
blocked	27	39.13 %
Shots	**69**	**22.40 %**
Scores	**1**	**5.26 %**

bar	1	1.52 %
missed	13	19.70 %
on goal	25	37.88 %
blocked	27	40.91 %
Shots	**66**	**21.43 %**
Scores	**8**	**42.11 %**

bar	0	0.00 %
on goal	19	26.39 %
missed	21	29.17 %
blocked	32	44.44 %
Shots	**72**	**23.38 %**
Scores	**2**	**10.53 %**

Total on Goal	15
Total Shots	69
Total Scores	1
Precision	**21.74 %**
Efficency	**6.67 %**

Total on Goal	25
Total Shots	66
Total Scores	8
Precision	**37.88 %**
Efficency	**32.00 %**

Total on Goal	19
Total Shots	72
Total Scores	2
Precision	**26.39 %**
Efficency	**10.53 %**

bar	0	0.00 %
on goal	1	6.25 %
missed	3	18.75 %
blocked	12	75.00 %
Shots	**16**	**5.19 %**
Scores	**0**	**0.00 %**

bar	0	0.00 %
missed	10	24.39 %
on goal	10	24.39 %
blocked	21	51.22 %
Shots	**41**	**13.31 %**
Scores	**1**	**5.26 %**

bar	0	0.00 %
missed	3	20.00 %
blocked	5	33.33 %
on goal	7	46.67 %
Shots	**15**	**4.87 %**
Scores	**0**	**0.00 %**

Total on Goal	1
Total Shots	16
Total Scores	0
Precision	**6.25 %**
Efficency	**0.00 %**

Total on Goal	10
Total Shots	41
Total Scores	1
Precision	**24.39 %**
Efficency	**10.00 %**

Total on Goal	7
Total Shots	15
Total Scores	0
Precision	**46.67 %**
Efficency	**0.00 %**

bar	8	2.60 %
missed	76	24.68 %
on goal	99	32.14 %
blocked	125	40.58 %
Shots	**308**	
Scores	**19**	

Total on Goal	99
Total Shots	308
Total Scores	19
Precision	**32.14 %**
Efficency	**19.19 %**

© by Roman Koller (info@floorballstatistics.ch)

Event Statistics

Short distribution and shots on goal

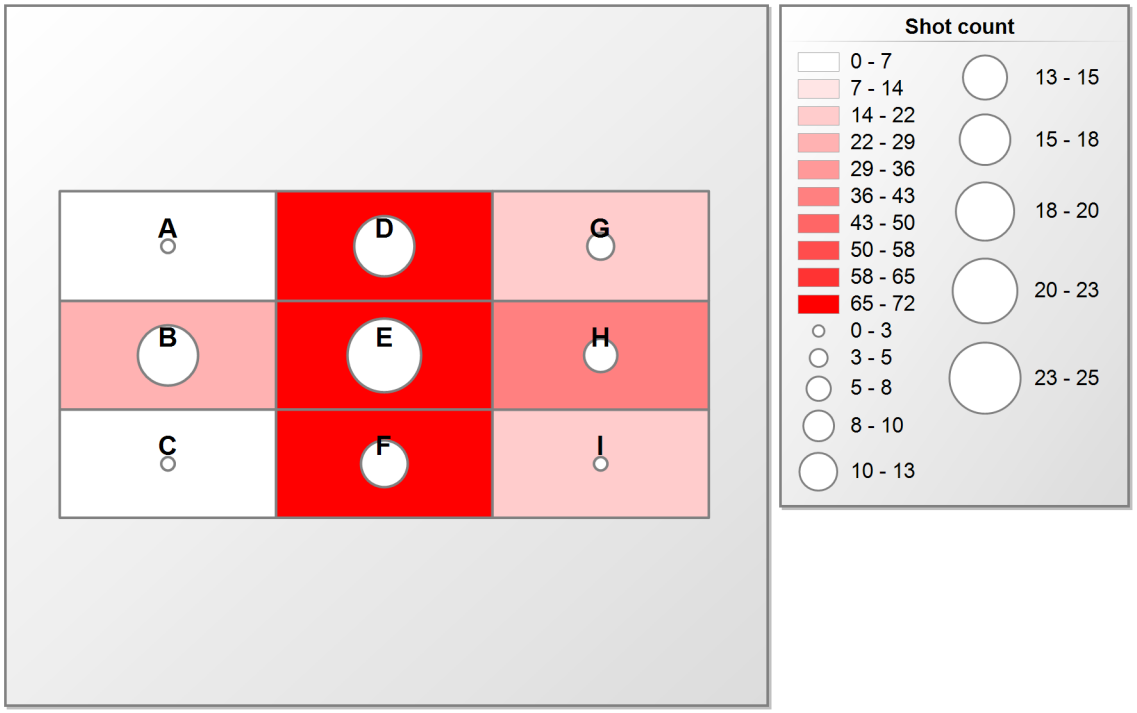

Zone (Fields)	A	B	C	D	E	F	G	H	I	Total
Total	2	24	2	72	66	69	15	41	16	307
on Goal (Circles)	1	19	1	19	25	15	7	10	1	98

© by Roman Koller (info@floorballstatistics.ch)

Event Statistics

Czechia U19

	Goals achieved	Goals get	penalty minutes
Team overview	41	12	10

	Games	Plus/Minus					Shots				Goals			Bullies			Penalties	
Player	played	+	-	balance	+ in %	- in %	Total	on Goal	% on Goal	Efficiency (%)	scored	Assists	in %	Total	won	in %	Total (min)	in %
19 Dolejš Daniel	5	3	0	3	7.32	0.00	26	17	65.38	41.18	7	2	17.07	1	0	0.00	0	0.00
23 Vařecha Jakub	5	5	4	1	12.20	33.33	35	13	37.14	46.15	6	3	14.63	2	1	50.00	0	0.00
22 Motejzík Mikeš	5	8	3	5	19.51	25.00	40	16	40.00	18.75	3	6	7.32	23	14	60.87	2	20.00
24 Krejča Jan	5	7	2	5	17.07	16.67	23	5	21.74	40.00	2	7	4.88	3	2	66.67	0	0.00
8 Bureš Adam	5	6	3	3	14.63	25.00	22	11	50.00	45.45	5	2	12.20	1	0	0.00	2	20.00
21 Rada Lukáš	5	5	2	3	12.20	16.67	16	8	50.00	50.00	4	2	9.76	14	10	71.43	0	0.00
30 Petráň Vojtěch	5	4	4	0	9.76	33.33	17	13	76.47	23.08	3	3	7.32	1	1	100.00	4	40.00
25 Šourek Jakub	5	4	3	1	9.76	25.00	13	8	61.54	25.00	2	3	4.88	11	6	54.55	0	0.00
9 Bergman Filip	5	1	2	-1	2.44	16.67	12	4	33.33	50.00	2	1	4.88	0	0	0.00	0	0.00
12 Večl Daniel	5	6	1	5	14.63	8.33	9	3	33.33	33.33	1	2	2.44	2	1	50.00	2	20.00
11 Ruber Šimon	5	6	3	3	14.63	25.00	9	4	44.44	0.00	0	3	0.00	1	0	0.00	0	0.00
17 Kos Adam	5	4	2	2	9.76	16.67	10	8	80.00	25.00	2	0	4.88	0	0	0.00	0	0.00
18 Feigl Martin	5	5	4	1	12.20	33.33	5	2	40.00	50.00	1	1	2.44	0	0	0.00	0	0.00
29 Holásek Lukáš	5	5	1	4	12.20	8.33	12	3	25.00	33.33	1	1	2.44	0	0	0.00	0	0.00
4 Wertheim Michael	5	5	4	1	12.20	33.33	13	4	30.77	25.00	1	1	2.44	0	0	0.00	0	0.00
2 Šlosar Kosťantyn	5	3	1	2	7.32	8.33	16	8	50.00	12.50	1	1	2.44	1	1	100.00	0	0.00
13 Tomášek Ferdinand	5	0	0	0	0.00	0.00	3	0	0.00	0.00	0	0	0.00	0	0	0.00	0	0.00
28 Grézl Daniel	5	0	0	0	0.00	0.00	7	3	42.86	0.00	0	0	0.00	3	0	0.00	0	0.00
							288	**130**	**45.14**	**31.54**				**63**	**36**	**57.14**	**10**	

© by Roman Koller (info@floorballstatistics.ch)

Event Statistics

Czechia U19

bar	0	0.00 %
blocked	0	0.00 %
missed	2	33.33 %
on goal	4	66.67 %
Shots	**6**	**2.08 %**
Scores	**1**	**2.44 %**

bar	0	0.00 %
blocked	2	4.88 %
missed	5	12.20 %
on goal	34	82.93 %
Shots	**41**	**14.24 %**
Scores	**16**	**39.02 %**

bar	0	0.00 %
blocked	0	0.00 %
missed	1	25.00 %
on goal	3	75.00 %
Shots	**4**	**1.39 %**
Scores	**2**	**4.88 %**

Total on Goal	4
Total Shots	6
Total Scores	1
Precision	**66.67 %**
Efficency	**25.00 %**

Total on Goal	34
Total Shots	41
Total Scores	16
Precision	**82.93 %**
Efficency	**47.06 %**

Total on Goal	3
Total Shots	4
Total Scores	2
Precision	**75.00 %**
Efficency	**66.67 %**

bar	0	0.00 %
on goal	14	31.11 %
blocked	15	33.33 %
missed	16	35.56 %
Shots	**45**	**15.63 %**
Scores	**2**	**4.88 %**

bar	1	1.27 %
missed	13	16.46 %
blocked	30	37.97 %
on goal	35	44.30 %
Shots	**79**	**27.43 %**
Scores	**12**	**29.27 %**

bar	1	1.69 %
missed	14	23.73 %
blocked	22	37.29 %
on goal	22	37.29 %
Shots	**59**	**20.49 %**
Scores	**4**	**9.76 %**

Total on Goal	14
Total Shots	45
Total Scores	2
Precision	**31.11 %**
Efficency	**14.29 %**

Total on Goal	35
Total Shots	79
Total Scores	12
Precision	**44.30 %**
Efficency	**34.29 %**

Total on Goal	22
Total Shots	59
Total Scores	4
Precision	**37.29 %**
Efficency	**18.18 %**

bar	0	0.00 %
missed	4	30.77 %
on goal	4	30.77 %
blocked	5	38.46 %
Shots	**13**	**4.51 %**
Scores	**2**	**4.88 %**

bar	0	0.00 %
missed	2	8.70 %
on goal	9	39.13 %
blocked	12	52.17 %
Shots	**23**	**7.99 %**
Scores	**1**	**2.44 %**

bar	0	0.00 %
missed	4	22.22 %
on goal	5	27.78 %
blocked	9	50.00 %
Shots	**18**	**6.25 %**
Scores	**1**	**2.44 %**

Total on Goal	4
Total Shots	13
Total Scores	2
Precision	**30.77 %**
Efficency	**50.00 %**

Total on Goal	9
Total Shots	23
Total Scores	1
Precision	**39.13 %**
Efficency	**11.11 %**

Total on Goal	5
Total Shots	18
Total Scores	1
Precision	**27.78 %**
Efficency	**20.00 %**

bar	2	0.69 %
missed	61	21.18 %
blocked	95	32.99 %
on goal	130	45.14 %
Shots	**288**	
Scores	**41**	

Total on Goal	130
Total Shots	288
Total Scores	41
Precision	**45.14 %**
Efficency	**31.54 %**

© by Roman Koller (info@floorballstatistics.ch)

Event Statistics

Short distribution and shots on goal

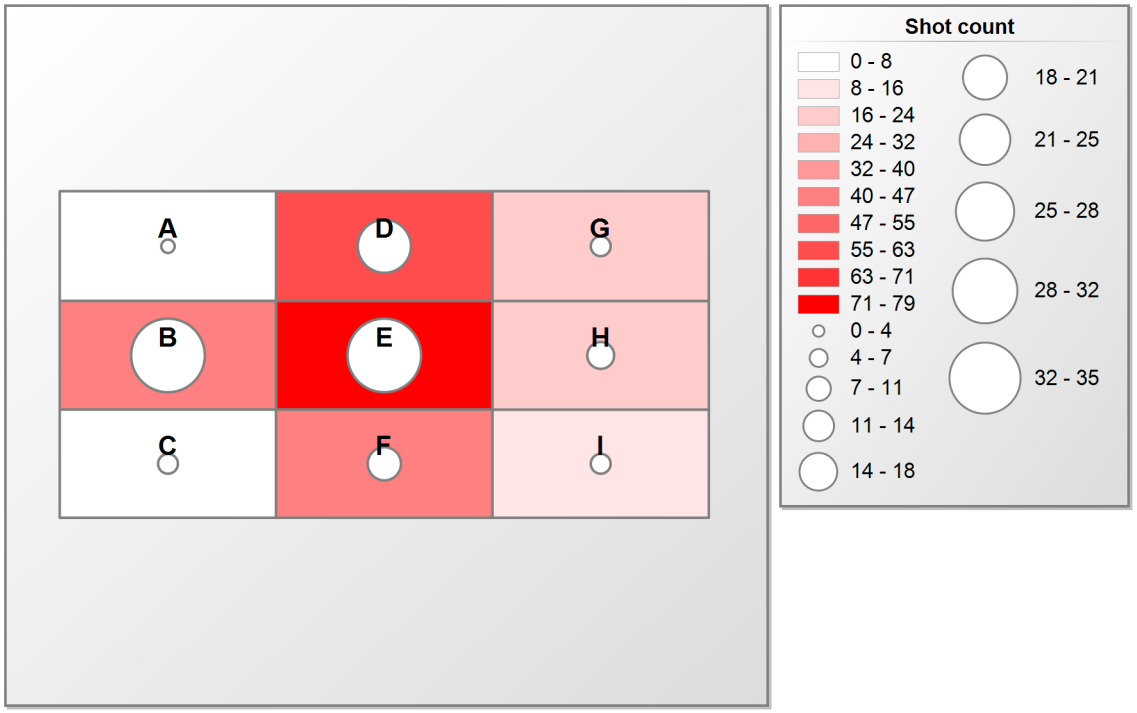

Zone (Fields)	A	B	C	D	E	F	G	H	I	Total
Total	4	41	6	59	79	45	18	23	13	288
on Goal (Circles)	3	34	4	22	35	14	5	9	4	130

© by Roman Koller (info@floorballstatistics.ch)

Event Statistics

Slovakia U19

	Goals achieved	Goals get	penalty minutes
Team overview	16	26	14

	Games	Plus/Minus					Shots				Goals			Bullies			Penalties	
Player	played	+	-	balance	+ in %	- in %	Total	on Goal	% on Goal	Efficiency (%)	scored	Assists	in %	Total	won	in %	Total (min)	in %
77 Malík Matúš	4	1	7	-6	6.25	26.92	11	2	18.18	50.00	1	3	6.25	2	0	0.00	0	0.00
37 Tvrdoň Matúš	4	1	3	-2	6.25	11.54	11	5	45.45	20.00	1	3	6.25	3	0	0.00	0	0.00
27 Kollár Timotej	4	0	0	0	0.00	0.00	12	8	66.67	37.50	3	0	18.75	4	1	25.00	0	0.00
81 Surma Jerguš	4	1	4	-3	6.25	15.38	5	3	60.00	66.67	2	0	12.50	0	0	0.00	2	14.29
48 Potoček Matej	4	1	1	0	6.25	3.85	5	3	60.00	33.33	1	1	6.25	3	0	0.00	2	14.29
16 Sabol Adam	4	1	4	-3	6.25	15.38	7	4	57.14	25.00	1	1	6.25	14	7	50.00	2	14.29
87 Livař Matej	4	0	3	-3	0.00	11.54	10	4	40.00	25.00	1	1	6.25	5	3	60.00	0	0.00
17 Vrábel Martin	4	1	3	-2	6.25	11.54	9	5	55.56	20.00	1	1	6.25	1	1	100.00	0	0.00
47 Mikluščák Valentín Pavel	4	1	6	-5	6.25	23.08	9	5	55.56	20.00	1	1	6.25	2	0	0.00	2	14.29
20 Krecháč Adam	4	1	7	-6	6.25	26.92	6	3	50.00	33.33	1	0	6.25	1	0	0.00	2	14.29
29 Bagín Jonáš	4	1	6	-5	6.25	23.08	9	5	55.56	20.00	1	0	6.25	1	0	0.00	2	14.29
67 Pacek Marek	4	0	1	-1	0.00	3.85	10	5	50.00	20.00	1	0	6.25	7	5	71.43	2	14.29
18 Kopejtko Samuel	4	0	1	-1	0.00	3.85	16	5	31.25	0.00	0	1	0.00	6	4	66.67	0	0.00
41 Jonek Pavol	4	1	5	-4	6.25	19.23	4	0	0.00	0.00	0	1	0.00	0	0	0.00	0	0.00
12 Valent Matej	4	0	1	-1	0.00	3.85	2	2	100.00	0.00	0	0	0.00	3	1	33.33	0	0.00
44 Kušnárik Martin	4	0	3	-3	0.00	11.54	0	0	0.00	0.00	0	0	0.00	0	0	0.00	0	0.00
96 Pauhof Tobias	4	0	3	-3	0.00	11.54	8	3	37.50	0.00	0	0	0.00	0	0	0.00	0	0.00
99 Cilijak Tomáš	4	0	1	-1	0.00	3.85	0	0	0.00	0.00	0	0	0.00	4	0	0.00	0	0.00
							134	**62**	**46.27**	**24.19**				**56**	**22**	**39.29**	**14**	

© by Roman Koller (info@floorballstatistics.ch)

Event Statistics

Slovakia U19

bar	0	0.00 %
on goal	0	0.00 %
blocked	1	50.00 %
missed	1	50.00 %
Shots	**2**	**1.49 %**
Scores	**0**	**0.00 %**

bar	1	4.35 %
blocked	1	4.35 %
missed	4	17.39 %
on goal	17	73.91 %
Shots	**23**	**17.16 %**
Scores	**5**	**33.33 %**

bar	0	0.00 %
blocked	0	0.00 %
missed	1	50.00 %
on goal	1	50.00 %
Shots	**2**	**1.49 %**
Scores	**0**	**0.00 %**

Total on Goal	0
Total Shots	2
Total Scores	0
Precision	**0.00 %**
Efficency	**NaN**

Total on Goal	17
Total Shots	23
Total Scores	5
Precision	**73.91 %**
Efficency	**29.41 %**

Total on Goal	1
Total Shots	2
Total Scores	0
Precision	**50.00 %**
Efficency	**0.00 %**

bar	0	0.00 %
blocked	10	29.41 %
missed	11	32.35 %
on goal	13	38.24 %
Shots	**34**	**25.37 %**
Scores	**2**	**13.33 %**

bar	1	3.23 %
missed	8	25.81 %
blocked	9	29.03 %
on goal	13	41.94 %
Shots	**31**	**23.13 %**
Scores	**4**	**26.67 %**

bar	0	0.00 %
missed	5	23.81 %
blocked	6	28.57 %
on goal	10	47.62 %
Shots	**21**	**15.67 %**
Scores	**3**	**20.00 %**

Total on Goal	13
Total Shots	34
Total Scores	2
Precision	**38.24 %**
Efficency	**15.38 %**

Total on Goal	13
Total Shots	31
Total Scores	4
Precision	**41.94 %**
Efficency	**30.77 %**

Total on Goal	10
Total Shots	21
Total Scores	3
Precision	**47.62 %**
Efficency	**30.00 %**

bar	0	0.00 %
missed	1	12.50 %
blocked	3	37.50 %
on goal	4	50.00 %
Shots	**8**	**5.97 %**
Scores	**0**	**0.00 %**

bar	0	0.00 %
blocked	3	30.00 %
on goal	3	30.00 %
missed	4	40.00 %
Shots	**10**	**7.46 %**
Scores	**1**	**6.67 %**

bar	0	0.00 %
missed	0	0.00 %
on goal	1	33.33 %
blocked	2	66.67 %
Shots	**3**	**2.24 %**
Scores	**0**	**0.00 %**

Total on Goal	4
Total Shots	8
Total Scores	0
Precision	**50.00 %**
Efficency	**0.00 %**

Total on Goal	3
Total Shots	10
Total Scores	1
Precision	**30.00 %**
Efficency	**33.33 %**

Total on Goal	1
Total Shots	3
Total Scores	0
Precision	**33.33 %**
Efficency	**0.00 %**

bar	2	1.49 %
blocked	35	26.12 %
missed	35	26.12 %
on goal	62	46.27 %
Shots	**134**	
Scores	**15**	

Total on Goal	62
Total Shots	134
Total Scores	15
Precision	**46.27 %**
Efficency	**24.19 %**

© by Roman Koller (info@floorballstatistics.ch)

Event Statistics

Short distribution and shots on goal

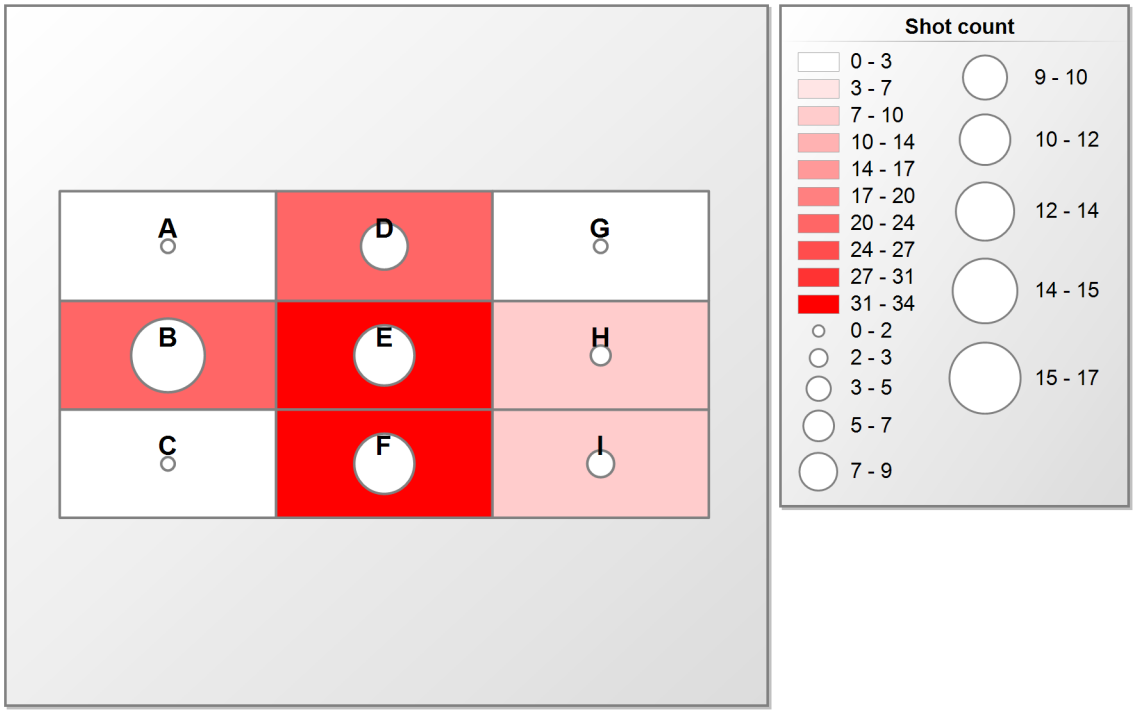

Zone (Fields)	A	B	C	D	E	F	G	H	I	Total
Total	2	23	2	21	31	34	3	10	8	134
on Goal (Circles)	1	17	0	10	13	13	1	3	4	62

© by Roman Koller (info@floorballstatistics.ch)

Event Statistics

Denmark U19

	Goals achieved	Goals get	penalty minutes
Team overview	24	45	16

	Games	Plus/Minus					Shots				Goals			Bullies			Penalties	
Player	played	+	-	balance	+ in %	- in %	Total	on Goal	% on Goal	Efficiency (%)	scored	Assists	in %	Total	won	in %	Total (min)	in %
92 Olesen Thais	5	7	6	1	29.17	13.33	39	19	48.72	15.79	3	4	12.50	4	4	100.00	2	12.50
79 Sund Tue	5	5	6	-1	20.83	13.33	24	8	33.33	37.50	3	2	12.50	0	0	0.00	4	25.00
8 Transel Nikolaj	5	5	5	0	20.83	11.11	19	3	15.79	33.33	1	4	4.17	1	1	100.00	0	0.00
17 Saaby Andersen Christian	5	3	4	-1	12.50	8.89	14	3	21.43	100.00	3	1	12.50	1	1	100.00	0	0.00
71 Saaby Hjelm Malthe	5	7	7	0	29.17	15.56	17	9	52.94	33.33	3	1	12.50	1	0	0.00	2	12.50
24 Malm Hugo	5	4	5	-1	16.67	11.11	16	7	43.75	28.57	2	2	8.33	15	4	26.67	0	0.00
95 Jerup Kasper	3	5	1	4	20.83	2.22	20	10	50.00	30.00	3	0	12.50	11	6	54.55	0	0.00
55 Bager Oliver	5	6	6	0	25.00	13.33	33	10	30.30	20.00	2	1	8.33	3	1	33.33	2	12.50
14 Nørregaard Kasper	5	5	4	1	20.83	8.89	7	5	71.43	20.00	1	2	4.17	0	0	0.00	0	0.00
23 Krøgh Magnus	5	3	1	2	12.50	2.22	8	5	62.50	40.00	2	0	8.33	0	0	0.00	0	0.00
78 Wunderov Gustav	5	6	5	1	25.00	11.11	6	2	33.33	0.00	0	2	0.00	0	0	0.00	0	0.00
28 Toftebjerg Victor	5	1	3	-2	4.17	6.67	18	13	72.22	7.69	1	0	4.17	0	0	0.00	2	12.50
77 Hviid Gustav	5	6	4	2	25.00	8.89	7	5	71.43	0.00	0	1	0.00	2	2	100.00	0	0.00
3 Lunddahl Mathiassen Osvald	5	6	3	3	25.00	6.67	4	2	50.00	0.00	0	0	0.00	26	12	46.15	4	25.00
9 Skovbo Oliver	5	6	7	-1	25.00	15.56	13	5	38.46	0.00	0	0	0.00	13	3	23.08	0	0.00
11 Friis-Elkjær Hugo	5	3	4	-1	12.50	8.89	9	3	33.33	0.00	0	0	0.00	1	1	100.00	0	0.00
38 Hou Bagge Mads	2	0	2	-2	0.00	4.44	1	0	0.00	0.00	0	0	0.00	1	0	0.00	0	0.00
42 Bendsen Anton	5	3	2	1	12.50	4.44	4	0	0.00	0.00	0	0	0.00	0	0	0.00	0	0.00
83 Sundquist Linus	5	4	4	0	16.67	8.89	3	0	0.00	0.00	0	0	0.00	0	0	0.00	0	0.00
							262	**109**	**41.60**	**22.02**				**79**	**35**	**44.30**	**16**	

© by Roman Koller (info@floorballstatistics.ch)

Event Statistics

Denmark U19

bar	0	0.00 %
blocked	0	0.00 %
missed	0	0.00 %
on goal	0	0.00 %
Shots	**0**	**0.00 %**
Scores	**0**	**0.00 %**

bar	0	0.00 %
blocked	3	10.00 %
missed	8	26.67 %
on goal	19	63.33 %
Shots	**30**	**11.45 %**
Scores	**3**	**12.50 %**

bar	0	0.00 %
missed	0	0.00 %
blocked	1	50.00 %
on goal	1	50.00 %
Shots	**2**	**0.76 %**
Scores	**0**	**0.00 %**

Total on Goal	0
Total Shots	0
Total Scores	0
Precision	**NaN**
Efficency	**NaN**

Total on Goal	19
Total Shots	30
Total Scores	3
Precision	**63.33 %**
Efficency	**15.79 %**

Total on Goal	1
Total Shots	2
Total Scores	0
Precision	**50.00 %**
Efficency	**0.00 %**

bar	3	5.26 %
blocked	16	28.07 %
on goal	18	31.58 %
missed	20	35.09 %
Shots	**57**	**21.76 %**
Scores	**5**	**20.83 %**

bar	1	1.49 %
missed	8	11.94 %
blocked	24	35.82 %
on goal	34	50.75 %
Shots	**67**	**25.57 %**
Scores	**11**	**45.83 %**

bar	3	5.56 %
missed	13	24.07 %
blocked	17	31.48 %
on goal	21	38.89 %
Shots	**54**	**20.61 %**
Scores	**3**	**12.50 %**

Total on Goal	18
Total Shots	57
Total Scores	5
Precision	**31.58 %**
Efficency	**27.78 %**

Total on Goal	34
Total Shots	67
Total Scores	11
Precision	**50.75 %**
Efficency	**32.35 %**

Total on Goal	21
Total Shots	54
Total Scores	3
Precision	**38.89 %**
Efficency	**14.29 %**

bar	0	0.00 %
on goal	1	16.67 %
missed	2	33.33 %
blocked	3	50.00 %
Shots	**6**	**2.29 %**
Scores	**0**	**0.00 %**

bar	1	2.70 %
missed	6	16.22 %
on goal	14	37.84 %
blocked	16	43.24 %
Shots	**37**	**14.12 %**
Scores	**2**	**8.33 %**

bar	0	0.00 %
on goal	1	11.11 %
missed	2	22.22 %
blocked	6	66.67 %
Shots	**9**	**3.44 %**
Scores	**0**	**0.00 %**

Total on Goal	1
Total Shots	6
Total Scores	0
Precision	**16.67 %**
Efficency	**0.00 %**

Total on Goal	14
Total Shots	37
Total Scores	2
Precision	**37.84 %**
Efficency	**14.29 %**

Total on Goal	1
Total Shots	9
Total Scores	0
Precision	**11.11 %**
Efficency	**0.00 %**

bar	8	3.05 %
missed	59	22.52 %
blocked	86	32.82 %
on goal	109	41.60 %
Shots	**262**	
Scores	**24**	

Total on Goal	109
Total Shots	262
Total Scores	24
Precision	**41.60 %**
Efficency	**22.02 %**

© by Roman Koller (info@floorballstatistics.ch)

Event Statistics

Short distribution and shots on goal

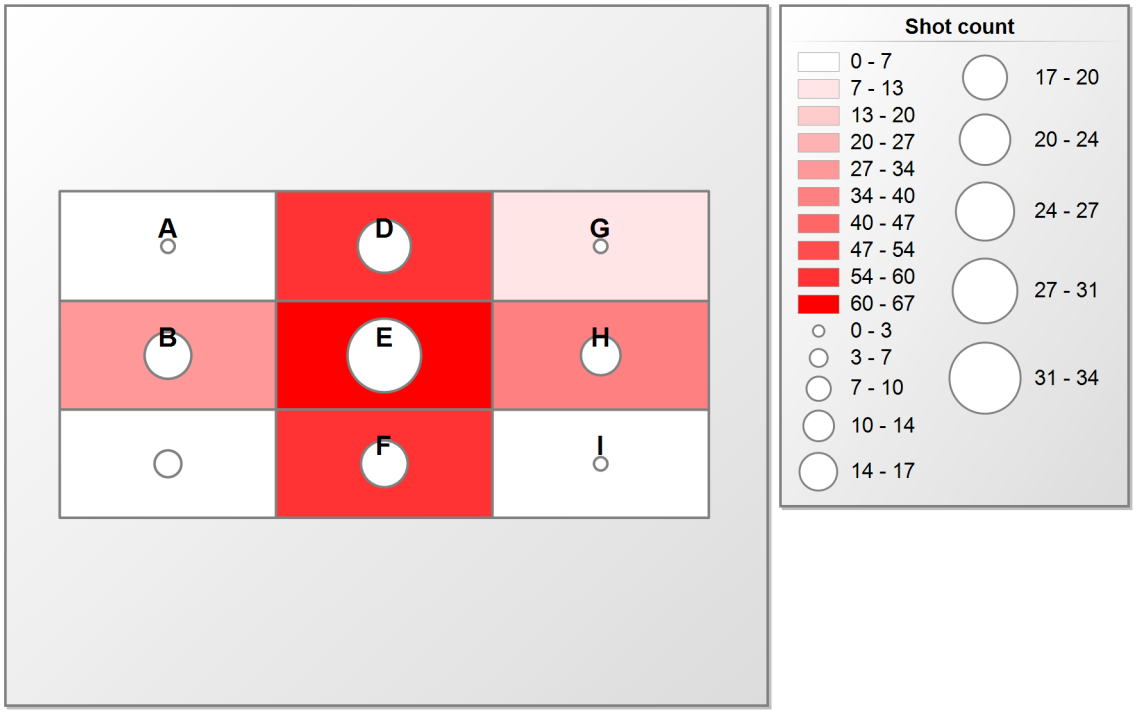

Zone (Fields)	A	B	D	E	F	G	H	I	Total
Total	2	30	54	67	57	9	37	6	262
on Goal (Circles)	1	19	21	34	18	1	14	1	109

© by Roman Koller (info@floorballstatistics.ch)

Event Statistics

Latvia U19

	Goals achieved	Goals get	penalty minutes
Team overview	14	19	14

	Games	Plus/Minus					Shots				Goals			Bullies			Penalties	
Player	played	+	-	balance	+ in %	- in %	Total	on Goal	% on Goal	Efficiency (%)	scored	Assists	in %	Total	won	in %	Total (min)	in %
53 Siliņš Gustavs	4	2	1	1	14.29	5.26	43	16	37.21	6.25	1	5	7.14	0	0	0.00	4	28.57
9 Zariņš Gustavs Marks	4	1	2	-1	7.14	10.53	32	15	46.88	20.00	3	1	21.43	1	0	0.00	0	0.00
18 Leksis Kristers	4	2	2	0	14.29	10.53	18	3	16.67	66.67	2	1	14.29	1	0	0.00	2	14.29
2 Spunde Adrians	4	3	2	1	21.43	10.53	17	9	52.94	22.22	2	1	14.29	2	1	50.00	0	0.00
78 Banders Aldis	4	1	1	0	7.14	5.26	8	3	37.50	33.33	1	2	7.14	0	0	0.00	2	14.29
34 Niedrājs Rūdolfs	4	1	0	1	7.14	0.00	11	6	54.55	33.33	2	0	14.29	7	4	57.14	0	0.00
77 Vanags Valdis Valters	4	3	1	2	21.43	5.26	7	1	14.29	0.00	0	2	0.00	0	0	0.00	0	0.00
40 Fogels Artis Matīss	4	2	2	0	14.29	10.53	5	3	60.00	33.33	1	0	7.14	26	14	53.85	2	14.29
44 Kovaļovs Renārs	4	0	1	-1	0.00	5.26	6	3	50.00	33.33	1	0	7.14	0	0	0.00	0	0.00
99 Putniņš Linards	4	1	0	1	7.14	0.00	20	8	40.00	12.50	1	0	7.14	1	1	100.00	2	14.29
19 Kenstavičs Artis	4	0	0	0	0.00	0.00	4	1	25.00	0.00	0	1	0.00	2	1	50.00	0	0.00
51 Dūmiņš Kārlis	4	0	1	-1	0.00	5.26	6	4	66.67	0.00	0	1	0.00	3	1	33.33	2	14.29
14 Pētersons Toms	4	0	1	-1	0.00	5.26	4	0	0.00	0.00	0	0	0.00	0	0	0.00	0	0.00
20 Rudzīts Gustavs	4	2	2	0	14.29	10.53	5	3	60.00	0.00	0	0	0.00	0	0	0.00	0	0.00
22 Ābele Roberts	4	0	0	0	0.00	0.00	3	0	0.00	0.00	0	0	0.00	0	0	0.00	0	0.00
23 Maklers Rūdolfs Dāvis	4	1	0	1	7.14	0.00	4	1	25.00	0.00	0	0	0.00	0	0	0.00	0	0.00
27 Nazarovs Lauris	4	0	1	-1	0.00	5.26	1	0	0.00	0.00	0	0	0.00	1	0	0.00	0	0.00
30 Buhrots Hugo	4	0	0	0	0.00	0.00	2	2	100.00	0.00	0	0	0.00	0	0	0.00	0	0.00
							196	**78**	**39.80**	**17.95**				**44**	**22**	**50.00**	**14**	

© by Roman Koller (info@floorballstatistics.ch)

Event Statistics



Latvia U19

bar	0	0.00 %	bar	1	3.85 %	bar	0	0.00 %
blocked	0	0.00 %	blocked	3	11.54 %	blocked	0	0.00 %
missed	1	25.00 %	missed	3	11.54 %	missed	2	50.00 %
on goal	3	75.00 %	on goal	19	73.08 %	on goal	2	50.00 %
Shots	**4**	**2.03 %**	**Shots**	**26**	**13.20 %**	**Shots**	**4**	**2.03 %**
Scores	**0**	**0.00 %**	**Scores**	**5**	**35.71 %**	**Scores**	**0**	**0.00 %**

Total on Goal	3		Total on Goal	19		Total on Goal	2	
Total Shots	4		Total Shots	26		Total Shots	4	
Total Scores	0		Total Scores	5		Total Scores	0	
Precision		**75.00 %**	**Precision**		**73.08 %**	**Precision**		**50.00 %**
Efficency		**0.00 %**	**Efficency**		**26.32 %**	**Efficency**		**0.00 %**

bar	1	3.33 %	bar	1	2.17 %	bar	2	5.88 %
missed	7	23.33 %	missed	12	26.09 %	missed	6	17.65 %
on goal	10	33.33 %	blocked	15	32.61 %	blocked	13	38.24 %
blocked	12	40.00 %	on goal	18	39.13 %	on goal	13	38.24 %
Shots	**30**	**15.23 %**	**Shots**	**46**	**23.35 %**	**Shots**	**34**	**17.26 %**
Scores	**1**	**7.14 %**	**Scores**	**5**	**35.71 %**	**Scores**	**2**	**14.29 %**

Total on Goal	10		Total on Goal	18		Total on Goal	13	
Total Shots	30		Total Shots	46		Total Shots	34	
Total Scores	1		Total Scores	5		Total Scores	2	
Precision		**33.33 %**	**Precision**		**39.13 %**	**Precision**		**38.24 %**
Efficency		**10.00 %**	**Efficency**		**27.78 %**	**Efficency**		**15.38 %**

bar	2	6.90 %	bar	0	0.00 %	bar	0	0.00 %
missed	4	13.79 %	missed	3	16.67 %	on goal	1	16.67 %
on goal	9	31.03 %	on goal	4	22.22 %	blocked	2	33.33 %
blocked	14	48.28 %	blocked	11	61.11 %	missed	3	50.00 %
Shots	**29**	**14.72 %**	**Shots**	**18**	**9.14 %**	**Shots**	**6**	**3.05 %**
Scores	**0**	**0.00 %**	**Scores**	**1**	**7.14 %**	**Scores**	**0**	**0.00 %**

Total on Goal	9		Total on Goal	4		Total on Goal	1	
Total Shots	29		Total Shots	18		Total Shots	6	
Total Scores	0		Total Scores	1		Total Scores	0	
Precision		**31.03 %**	**Precision**		**22.22 %**	**Precision**		**16.67 %**
Efficency		**0.00 %**	**Efficency**		**25.00 %**	**Efficency**		**0.00 %**

bar	7	3.55 %
missed	41	20.81 %
blocked	70	35.53 %
on goal	79	40.10 %
Shots	**197**	
Scores	**14**	

Total on Goal	79
Total Shots	197
Total Scores	14
Precision	**40.10 %**
Efficency	**17.72 %**

© by Roman Koller (info@floorballstatistics.ch)

Event Statistics

Short distribution and shots on goal

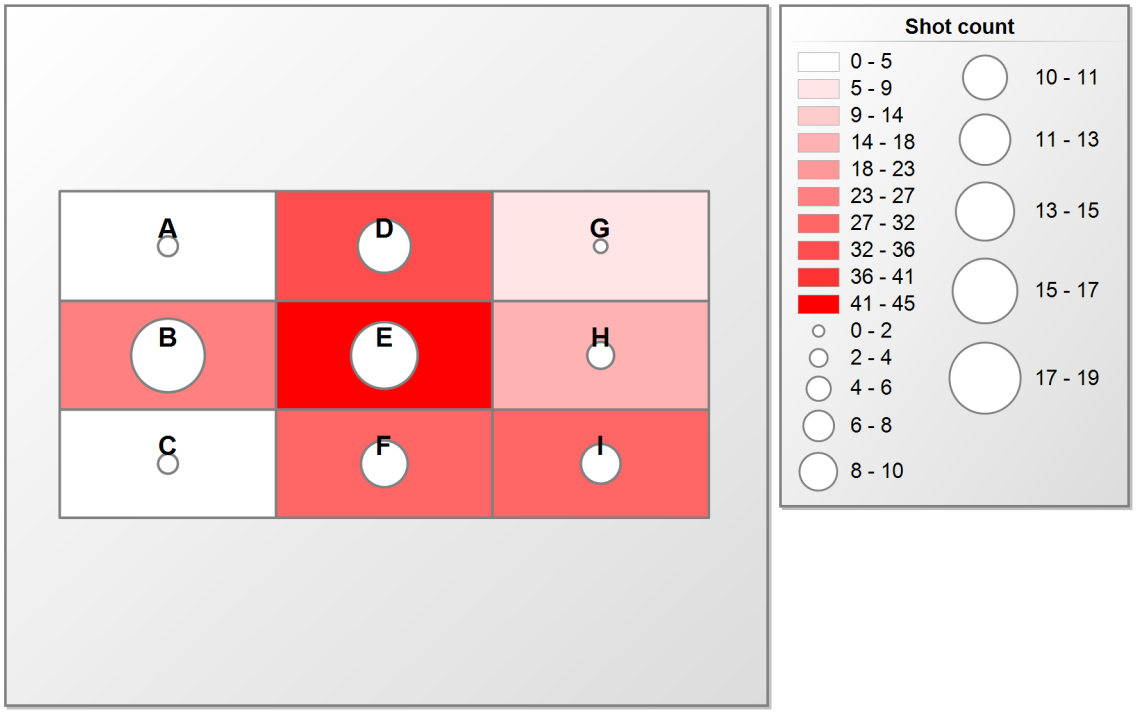

Zone (Fields)	A	B	C	D	E	F	G	H	I	Total
Total	4	26	4	34	45	30	6	18	29	196
on Goal (Circles)	2	19	3	13	17	10	1	4	9	78

© by Roman Koller (info@floorballstatistics.ch)

Event Statistics

Norway U19

	Goals achieved	Goals get	penalty minutes
Team overview	27	24	16

	Games	Plus/Minus					Shots				Goals			Bullies			Penalties	
Player	played	+	-	balance	+ in %	- in %	Total	on Goal	% on Goal	Efficiency (%)	scored	Assists	in %	Total	won	in %	Total (min)	in %
4 Edevik Viktor	5	9	5	4	33.33	20.83	42	29	69.05	34.48	10	3	37.04	0	0	0.00	0	0.00
8 Sandberg-Pedersen Markus	5	8	5	3	29.63	20.83	20	8	40.00	50.00	4	4	14.81	13	7	53.85	2	12.50
16 Fauskanger Mikkel	5	8	4	4	29.63	16.67	17	11	64.71	36.36	4	3	14.81	1	0	0.00	0	0.00
21 Kristoffersen Adrian Holmen	5	3	2	1	11.11	8.33	39	13	33.33	15.38	2	2	7.41	4	2	50.00	2	12.50
9 Hansen Fillip Engebrets	4	3	3	0	11.11	12.50	6	3	50.00	100.00	3	0	11.11	2	0	0.00	2	12.50
10 Wiencke Victor Alexander	5	0	1	-1	0.00	4.17	6	6	100.00	33.33	2	1	7.41	1	0	0.00	2	12.50
22 Refsnes Sander Larsen	5	2	0	2	7.41	0.00	5	3	60.00	0.00	0	3	0.00	3	2	66.67	0	0.00
19 Eide Magnus Antonsen	5	2	1	1	7.41	4.17	2	2	100.00	50.00	1	1	3.70	3	0	0.00	4	25.00
12 Hermansen Marius Faller	5	3	2	1	11.11	8.33	10	5	50.00	20.00	1	1	3.70	3	1	33.33	0	0.00
25 Kragerud Marcus Bang	5	3	3	0	11.11	12.50	11	3	27.27	0.00	0	2	0.00	0	0	0.00	0	0.00
5 Espe Gard Gabriel	5	1	2	-1	3.70	8.33	8	4	50.00	0.00	0	1	0.00	2	1	50.00	2	12.50
13 Delebekk Theodor Anders	5	2	1	1	7.41	4.17	2	1	50.00	0.00	0	1	0.00	6	1	16.67	0	0.00
17 Swahn Mathias Solberg	5	1	2	-1	3.70	8.33	5	2	40.00	0.00	0	1	0.00	18	7	38.89	0	0.00
18 Baltzersen Sander Olai Fries	5	0	0	0	0.00	0.00	5	0	0.00	0.00	0	1	0.00	0	0	0.00	2	12.50
2 Høgåsen Andreas Storchi	5	1	1	0	3.70	4.17	4	3	75.00	0.00	0	0	0.00	0	0	0.00	0	0.00
7 Haraldsen Espen Kalin	5	6	4	2	22.22	16.67	11	4	36.36	0.00	0	0	0.00	1	1	100.00	0	0.00
11 Bratten Tobias	5	4	1	3	14.81	4.17	5	1	20.00	0.00	0	0	0.00	3	0	0.00	0	0.00
20 Frilseth Noah Hyggen	5	0	2	-2	0.00	8.33	2	0	0.00	0.00	0	0	0.00	0	0	0.00	0	0.00
							200	**98**	**49.00**	**27.55**				**60**	**22**	**36.67**	**16**	

© by Roman Koller (info@floorballstatistics.ch)

Event Statistics



Norway U19

bar	0	0.00 %
blocked	1	20.00 %
missed	1	20.00 %
on goal	3	60.00 %
Shots	**5**	**2.49 %**
Scores	**0**	**0.00 %**

bar	0	0.00 %
blocked	4	12.90 %
missed	7	22.58 %
on goal	20	64.52 %
Shots	**31**	**15.42 %**
Scores	**10**	**37.04 %**

bar	0	0.00 %
blocked	0	0.00 %
missed	2	50.00 %
on goal	2	50.00 %
Shots	**4**	**1.99 %**
Scores	**1**	**3.70 %**

Total on Goal	3
Total Shots	5
Total Scores	0
Precision	**60.00 %**
Efficency	**0.00 %**

Total on Goal	20
Total Shots	31
Total Scores	10
Precision	**64.52 %**
Efficency	**50.00 %**

Total on Goal	2
Total Shots	4
Total Scores	1
Precision	**50.00 %**
Efficency	**50.00 %**

bar	0	0.00 %
missed	6	17.65 %
blocked	13	38.24 %
on goal	15	44.12 %
Shots	**34**	**16.92 %**
Scores	**3**	**11.11 %**

bar	1	2.08 %
missed	3	6.25 %
blocked	16	33.33 %
on goal	28	58.33 %
Shots	**48**	**23.88 %**
Scores	**9**	**33.33 %**

bar	0	0.00 %
missed	9	20.00 %
blocked	16	35.56 %
on goal	20	44.44 %
Shots	**45**	**22.39 %**
Scores	**3**	**11.11 %**

Total on Goal	15
Total Shots	34
Total Scores	3
Precision	**44.12 %**
Efficency	**20.00 %**

Total on Goal	28
Total Shots	48
Total Scores	9
Precision	**58.33 %**
Efficency	**32.14 %**

Total on Goal	20
Total Shots	45
Total Scores	3
Precision	**44.44 %**
Efficency	**15.00 %**

bar	0	0.00 %
blocked	2	20.00 %
missed	3	30.00 %
on goal	5	50.00 %
Shots	**10**	**4.98 %**
Scores	**1**	**3.70 %**

bar	0	0.00 %
missed	4	21.05 %
on goal	6	31.58 %
blocked	9	47.37 %
Shots	**19**	**9.45 %**
Scores	**0**	**0.00 %**

bar	0	0.00 %
on goal	0	0.00 %
missed	2	40.00 %
blocked	3	60.00 %
Shots	**5**	**2.49 %**
Scores	**0**	**0.00 %**

Total on Goal	5
Total Shots	10
Total Scores	1
Precision	**50.00 %**
Efficency	**20.00 %**

Total on Goal	6
Total Shots	19
Total Scores	0
Precision	**31.58 %**
Efficency	**0.00 %**

Total on Goal	0
Total Shots	5
Total Scores	0
Precision	**0.00 %**
Efficency	**NaN**

bar	1	0.50 %
missed	37	18.41 %
blocked	64	31.84 %
on goal	99	49.25 %
Shots	**201**	
Scores	**27**	

Total on Goal	99
Total Shots	201
Total Scores	27
Precision	**49.25 %**
Efficency	**27.27 %**

© by Roman Koller (info@floorballstatistics.ch)

Event Statistics

Short distribution and shots on goal

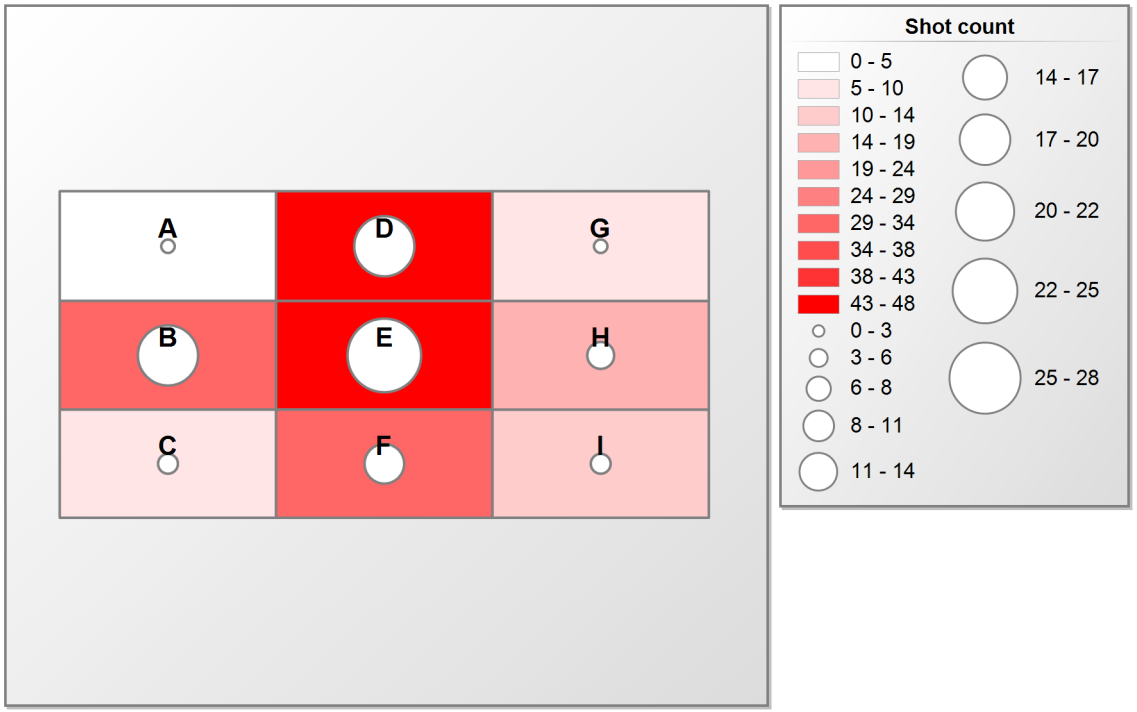

Zone (Fields)	A	B	C	D	E	F	G	H	I	Total
Total	4	31	5	45	48	33	5	19	10	200
on Goal (Circles)	2	20	3	20	28	14	0	6	5	98

© by Roman Koller (info@floorballstatistics.ch)

Event Statistics

Germany U19

	Goals achieved	Goals get	penalty minutes
Team overview	40	28	28

	Games	Plus/Minus					Shots				Goals			Bullies			Penalties	
Player	played	+	-	balance	+ in %	- in %	Total	on Goal	% on Goal	Efficiency (%)	scored	Assists	in %	Total	won	in %	Total (min)	in %
7 Weyrauch Anton	5	11	7	4	27.50	25.00	46	22	47.83	40.91	9	5	22.50	2	0	0.00	4	14.29
19 Schaar Arvid	5	7	5	2	17.50	17.86	48	22	45.83	27.27	6	3	15.00	0	0	0.00	10	35.71
52 Unterberger Sebastian	5	9	7	2	22.50	25.00	44	21	47.73	23.81	5	4	12.50	0	0	0.00	0	0.00
21 Ammann Konstantin	5	11	6	5	27.50	21.43	19	9	47.37	33.33	3	6	7.50	1	1	100.00	0	0.00
20 Richter Philip	5	6	3	3	15.00	10.71	28	12	42.86	41.67	5	3	12.50	3	0	0.00	2	7.14
97 Winter Luca	5	6	7	-1	15.00	25.00	15	11	73.33	18.18	2	5	5.00	33	14	42.42	2	7.14
30 Hanfler Gabriel	5	3	2	1	7.50	7.14	19	10	52.63	30.00	3	3	7.50	4	2	50.00	2	7.14
91 Teichert Julius	5	4	4	0	10.00	14.29	15	5	33.33	20.00	1	3	2.50	0	0	0.00	0	0.00
73 Schweiger Jan	5	3	3	0	7.50	10.71	22	11	50.00	9.09	1	3	2.50	0	0	0.00	2	7.14
77 Dafgård Wilhelm	5	8	6	2	20.00	21.43	42	21	50.00	9.52	2	1	5.00	21	14	66.67	2	7.14
62 Vallema Lasse	5	0	1	-1	0.00	3.57	3	3	100.00	66.67	2	0	5.00	6	3	50.00	0	0.00
23 Feichtinger Jonas	5	1	4	-3	2.50	14.29	5	1	20.00	100.00	1	0	2.50	1	0	0.00	0	0.00
8 Heinrich Hannes	5	0	3	-3	0.00	10.71	4	2	50.00	0.00	0	1	0.00	12	8	66.67	0	0.00
33 De Zwaan Noah	5	0	4	-4	0.00	14.29	8	4	50.00	0.00	0	1	0.00	1	0	0.00	0	0.00
5 Kappler Julian	5	0	3	-3	0.00	10.71	3	2	66.67	0.00	0	0	0.00	0	0	0.00	0	0.00
17 Hofer Simon	5	0	1	-1	0.00	3.57	10	4	40.00	0.00	0	0	0.00	0	0	0.00	0	0.00
24 Fischer Lasse	5	1	3	-2	2.50	10.71	6	4	66.67	0.00	0	0	0.00	0	0	0.00	4	14.29
53 Leyhe Levin	5	0	1	-1	0.00	3.57	0	0	0.00	0.00	0	0	0.00	0	0	0.00	0	0.00
							337	**164**	**48.66**	**24.39**				**84**	**42**	**50.00**	**28**	

© by Roman Koller (info@floorballstatistics.ch)

Event Statistics

Germany U19

bar	0	0.00 %
blocked	0	0.00 %
missed	0	0.00 %
on goal	0	0.00 %
Shots	**0**	**0.00 %**
Scores	**0**	**0.00 %**

bar	2	3.64 %
blocked	6	10.91 %
missed	6	10.91 %
on goal	41	74.55 %
Shots	**55**	**16.32 %**
Scores	**10**	**25.00 %**

bar	0	0.00 %
blocked	1	20.00 %
missed	2	40.00 %
on goal	2	40.00 %
Shots	**5**	**1.48 %**
Scores	**0**	**0.00 %**

Total on Goal	0
Total Shots	0
Total Scores	0
Precision	**NaN**
Efficency	**NaN**

Total on Goal	41
Total Shots	55
Total Scores	10
Precision	**74.55 %**
Efficency	**24.39 %**

Total on Goal	2
Total Shots	5
Total Scores	0
Precision	**40.00 %**
Efficency	**0.00 %**

bar	1	1.27 %
blocked	18	22.78 %
missed	21	26.58 %
on goal	39	49.37 %
Shots	**79**	**23.44 %**
Scores	**11**	**27.50 %**

bar	1	1.75 %
blocked	13	22.81 %
missed	17	29.82 %
on goal	26	45.61 %
Shots	**57**	**16.91 %**
Scores	**12**	**30.00 %**

bar	2	2.74 %
blocked	18	24.66 %
missed	22	30.14 %
on goal	31	42.47 %
Shots	**73**	**21.66 %**
Scores	**4**	**10.00 %**

Total on Goal	39
Total Shots	79
Total Scores	11
Precision	**49.37 %**
Efficency	**28.21 %**

Total on Goal	26
Total Shots	57
Total Scores	12
Precision	**45.61 %**
Efficency	**46.15 %**

Total on Goal	31
Total Shots	73
Total Scores	4
Precision	**42.47 %**
Efficency	**12.90 %**

bar	1	5.56 %
missed	3	16.67 %
on goal	4	22.22 %
blocked	10	55.56 %
Shots	**18**	**5.34 %**
Scores	**1**	**2.50 %**

bar	2	5.56 %
missed	3	8.33 %
on goal	15	41.67 %
blocked	16	44.44 %
Shots	**36**	**10.68 %**
Scores	**2**	**5.00 %**

bar	0	0.00 %
blocked	3	21.43 %
missed	5	35.71 %
on goal	6	42.86 %
Shots	**14**	**4.15 %**
Scores	**0**	**0.00 %**

Total on Goal	4
Total Shots	18
Total Scores	1
Precision	**22.22 %**
Efficency	**25.00 %**

Total on Goal	15
Total Shots	36
Total Scores	2
Precision	**41.67 %**
Efficency	**13.33 %**

Total on Goal	6
Total Shots	14
Total Scores	0
Precision	**42.86 %**
Efficency	**0.00 %**

bar	9	2.67 %
missed	79	23.44 %
blocked	85	25.22 %
on goal	164	48.66 %
Shots	**337**	
Scores	**40**	

Total on Goal	164
Total Shots	337
Total Scores	40
Precision	**48.66 %**
Efficency	**24.39 %**

© by Roman Koller (info@floorballstatistics.ch)

Event Statistics

Short distribution and shots on goal

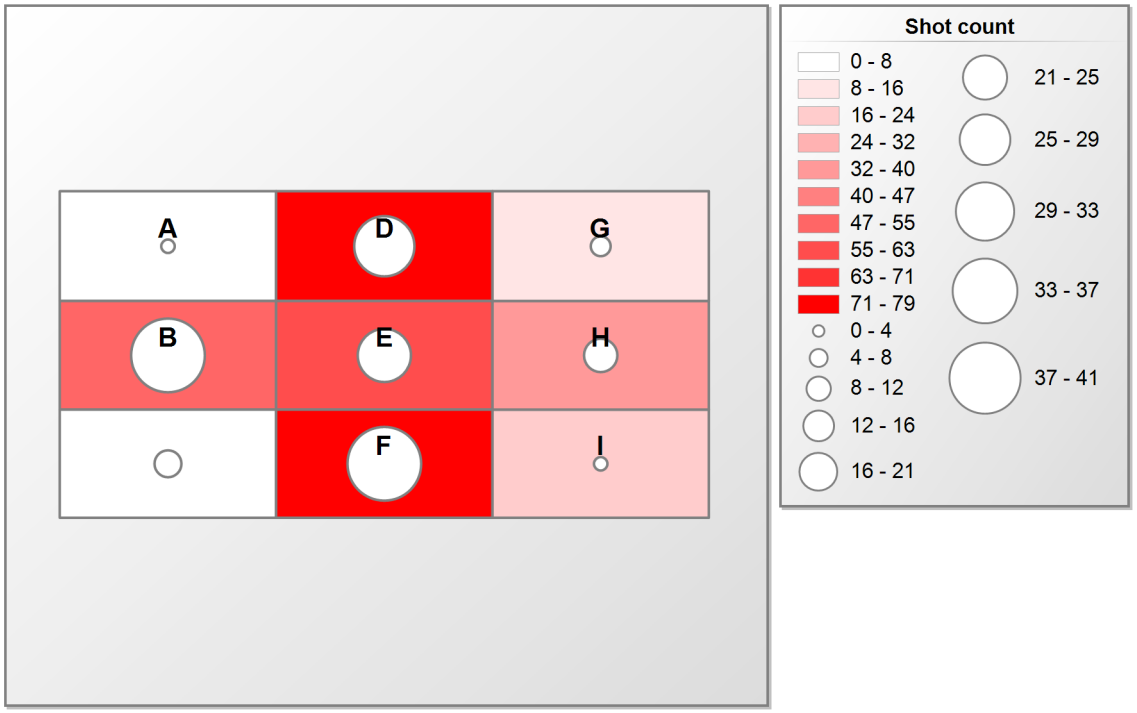

Zone (Fields)	A	B	D	E	F	G	H	I	Total
Total	5	55	73	57	79	14	36	18	337
on Goal (Circles)	2	41	31	26	39	6	15	4	164

© by Roman Koller (info@floorballstatistics.ch)

Event Statistics

Singapore U19

Event Statistics

	Goals achieved	Goals get	penalty minutes
Team overview	16	28	28

	Games	Plus/Minus					Shots				Goals			Bullies			Penalties	
Player	played	+	-	balance	+ in %	- in %	Total	on Goal	% on Goal	Efficiency (%)	scored	Assists	in %	Total	won	in %	Total (min)	in %
89 Saarainen Jose Noor Alexander	4	2	4	-2	12.50	14.29	78	44	56.41	13.64	6	1	37.50	4	2	50.00	0	0.00
74 Azman Danesh Issac Lim	4	3	4	-1	18.75	14.29	16	9	56.25	33.33	3	4	18.75	26	21	80.77	2	7.14
4 Tan Chia Lok Gerald	4	2	4	-2	12.50	14.29	29	12	41.38	16.67	2	3	12.50	1	1	100.00	4	14.29
11 Anuar Adnan	4	1	3	-2	6.25	10.71	2	1	50.00	100.00	1	0	6.25	3	2	66.67	0	0.00
20 Selamat Aidil Shahrin	4	0	2	-2	0.00	7.14	2	2	100.00	50.00	1	0	6.25	1	0	0.00	0	0.00
24 Chu Yi Hao, Andrae Brendan	4	0	1	-1	0.00	3.57	7	3	42.86	33.33	1	0	6.25	8	2	25.00	0	0.00
8 Mohammed Rafiq Qusyairie Putra Syafique	4	1	2	-1	6.25	7.14	4	4	100.00	25.00	1	0	6.25	1	0	0.00	0	0.00
7 Wurbel Hermes Iman	4	1	2	-1	6.25	7.14	18	9	50.00	11.11	1	0	6.25	1	1	100.00	8	28.57
17 Masrezwan Irfan Aniq	4	2	2	0	12.50	7.14	28	8	28.57	0.00	0	1	0.00	3	1	33.33	0	0.00
30 Teoh Ethan, Ee Choon	4	2	4	-2	12.50	14.29	15	5	33.33	0.00	0	1	0.00	1	1	100.00	0	0.00
73 Ngu Darryl, Yue Xun	4	0	1	-1	0.00	3.57	3	1	33.33	0.00	0	1	0.00	1	0	0.00	2	7.14
77 Zulkiflee Danish Adammika	4	0	1	-1	0.00	3.57	7	2	28.57	0.00	0	1	0.00	2	1	50.00	0	0.00
3 Shaik Fareed Mohamad Haasiq	4	1	2	-1	6.25	7.14	5	1	20.00	0.00	0	0	0.00	6	1	16.67	12	42.86
25 Budiman Matthew	4	0	1	-1	0.00	3.57	6	3	50.00	0.00	0	0	0.00	0	0	0.00	0	0.00
29 Muhammad Adam Akief	4	0	0	0	0.00	0.00	3	1	33.33	0.00	0	0	0.00	0	0	0.00	0	0.00
34 Tan Guan Hong Jayden	4	1	2	-1	6.25	7.14	4	1	25.00	0.00	0	0	0.00	0	0	0.00	0	0.00
68 Koh Kayden, Shao Jun	3	0	0	0	0.00	0.00	0	0	0.00	0.00	0	0	0.00	0	0	0.00	0	0.00
71 Liang Jeremiah, Yong Jie	4	0	3	-3	0.00	10.71	4	1	25.00	0.00	0	0	0.00	2	0	0.00	0	0.00
90 Ang Azel Chen Xi	1	0	1	-1	0.00	3.57	0	0	0.00	0.00	0	0	0.00	0	0	0.00	0	0.00
							231	**107**	**46.32**	**14.95**				**60**	**33**	**55.00**	**28**	

© by Roman Koller (info@floorballstatistics.ch)

Event Statistics

Singapore U19

bar	0	0.00 %
blocked	0	0.00 %
missed	0	0.00 %
on goal	1	100.00 %
Shots	**1**	**0.43 %**
Scores	**0**	**0.00 %**

bar	0	0.00 %
blocked	1	2.94 %
missed	9	26.47 %
on goal	24	70.59 %
Shots	**34**	**14.72 %**
Scores	**5**	**31.25 %**

bar	0	0.00 %
missed	0	0.00 %
on goal	2	40.00 %
blocked	3	60.00 %
Shots	**5**	**2.16 %**
Scores	**0**	**0.00 %**

Total on Goal	1
Total Shots	1
Total Scores	0
Precision	**100.00 %**
Efficency	**0.00 %**

Total on Goal	24
Total Shots	34
Total Scores	5
Precision	**70.59 %**
Efficency	**20.83 %**

Total on Goal	2
Total Shots	5
Total Scores	0
Precision	**40.00 %**
Efficency	**0.00 %**

bar	0	0.00 %
blocked	9	25.71 %
missed	10	28.57 %
on goal	16	45.71 %
Shots	**35**	**15.15 %**
Scores	**0**	**0.00 %**

bar	0	0.00 %
missed	19	27.14 %
blocked	22	31.43 %
on goal	29	41.43 %
Shots	**70**	**30.30 %**
Scores	**5**	**31.25 %**

bar	2	4.26 %
missed	12	25.53 %
blocked	14	29.79 %
on goal	19	40.43 %
Shots	**47**	**20.35 %**
Scores	**2**	**12.50 %**

Total on Goal	16
Total Shots	35
Total Scores	0
Precision	**45.71 %**
Efficency	**0.00 %**

Total on Goal	29
Total Shots	70
Total Scores	5
Precision	**41.43 %**
Efficency	**17.24 %**

Total on Goal	19
Total Shots	47
Total Scores	2
Precision	**40.43 %**
Efficency	**10.53 %**

bar	0	0.00 %
blocked	1	16.67 %
on goal	2	33.33 %
missed	3	50.00 %
Shots	**6**	**2.60 %**
Scores	**0**	**0.00 %**

bar	0	0.00 %
blocked	7	26.92 %
missed	7	26.92 %
on goal	12	46.15 %
Shots	**26**	**11.26 %**
Scores	**4**	**25.00 %**

bar	0	0.00 %
missed	2	28.57 %
on goal	2	28.57 %
blocked	3	42.86 %
Shots	**7**	**3.03 %**
Scores	**0**	**0.00 %**

Total on Goal	2
Total Shots	6
Total Scores	0
Precision	**33.33 %**
Efficency	**0.00 %**

Total on Goal	12
Total Shots	26
Total Scores	4
Precision	**46.15 %**
Efficency	**33.33 %**

Total on Goal	2
Total Shots	7
Total Scores	0
Precision	**28.57 %**
Efficency	**0.00 %**

bar	2	0.87 %
blocked	60	25.97 %
missed	62	26.84 %
on goal	107	46.32 %
Shots	**231**	
Scores	**16**	

Total on Goal	107
Total Shots	231
Total Scores	16
Precision	**46.32 %**
Efficency	**14.95 %**

© by Roman Koller (info@floorballstatistics.ch)

Event Statistics

Short distribution and shots on goal

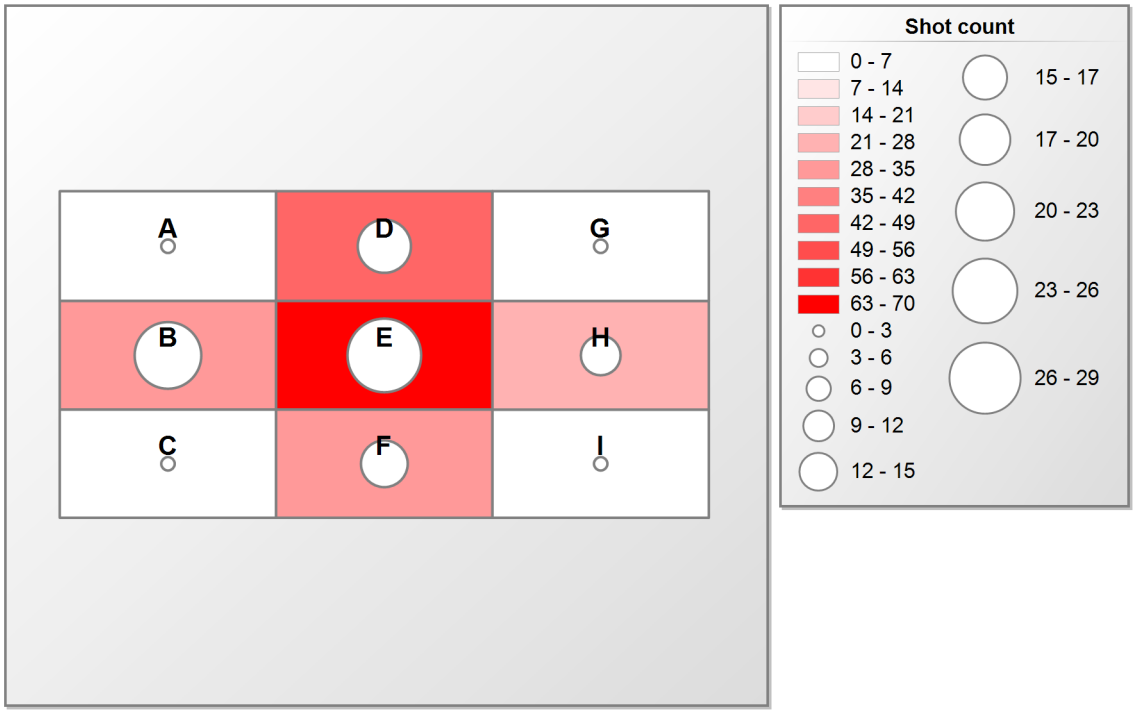

Zone (Fields)	A	B	C	D	E	F	G	H	I	Total
Total	5	34	1	47	70	35	7	26	6	231
on Goal (Circles)	2	24	1	19	29	16	2	12	2	107

© by Roman Koller (info@floorballstatistics.ch)

Event Statistics

Netherlands U19

	Goals achieved	Goals get	penalty minutes
Team overview	21	18	40

	Games	Plus/Minus					Shots				Goals			Bullies			Penalties	
Player	played	+	-	balance	+ in %	- in %	Total	on Goal	% on Goal	Efficiency (%)	scored	Assists	in %	Total	won	in %	Total (min)	in %
28 Schreppers Timo	4	0	0	0	0.00	0.00	49	17	34.69	35.29	6	3	28.57	15	8	53.33	2	5.00
11 Leuenberger Gian	4	0	0	0	0.00	0.00	40	21	52.50	9.52	2	7	9.52	5	1	20.00	2	5.00
50 Huizing Aaron	4	0	0	0	0.00	0.00	35	13	37.14	38.46	5	0	23.81	0	0	0.00	4	10.00
6 Mura Matteo	4	0	0	0	0.00	0.00	12	4	33.33	0.00	0	3	0.00	1	0	0.00	0	0.00
3 Veenman-Jensen Thomas	4	0	0	0	0.00	0.00	8	4	50.00	50.00	2	0	9.52	0	0	0.00	10	25.00
19 Hoogenboom Steven	4	0	0	0	0.00	0.00	23	13	56.52	15.38	2	0	9.52	5	4	80.00	0	0.00
24 Swier Pieter	4	0	0	0	0.00	0.00	6	3	50.00	33.33	1	1	4.76	0	0	0.00	2	5.00
16 van Langerak Bram	4	0	0	0	0.00	0.00	2	1	50.00	0.00	0	2	0.00	1	0	0.00	0	0.00
38 Veenman-Jensen Jesper	4	0	0	0	0.00	0.00	17	5	29.41	0.00	0	2	0.00	2	0	0.00	2	5.00
2 Bomer Gijs	4	0	0	0	0.00	0.00	9	3	33.33	33.33	1	0	4.76	0	0	0.00	2	5.00
18 van Geel Kaj	4	0	0	0	0.00	0.00	6	4	66.67	25.00	1	0	4.76	0	0	0.00	4	10.00
55 Westerhof Emanuel	4	0	0	0	0.00	0.00	15	6	40.00	16.67	1	0	4.76	5	1	20.00	2	5.00
27 Peters Ot	4	0	0	0	0.00	0.00	0	0	0.00	0.00	0	1	0.00	0	0	0.00	0	0.00
15 Onland Wes	4	0	0	0	0.00	0.00	0	0	0.00	0.00	0	0	0.00	2	2	100.00	0	0.00
20 Oostenbrug Maarten	4	0	0	0	0.00	0.00	0	0	0.00	0.00	0	0	0.00	1	0	0.00	0	0.00
29 Evers Finn	4	0	0	0	0.00	0.00	2	1	50.00	0.00	0	0	0.00	15	6	40.00	0	0.00
35 van der Berg Ingo	4	0	0	0	0.00	0.00	2	1	50.00	0.00	0	0	0.00	0	0	0.00	0	0.00
81 van Hoorn Thijs	4	0	0	0	0.00	0.00	8	4	50.00	0.00	0	0	0.00	0	0	0.00	0	0.00
							234	**100**	**42.74**	**21.00**				**52**	**22**	**42.31**	**30**	

© by Roman Koller (info@floorballstatistics.ch)

Event Statistics

Netherlands U19

bar	0	0.00 %	bar	0	0.00 %	blocked	0	0.00 %
blocked	0	0.00 %	blocked	2	7.69 %	missed	0	0.00 %
missed	2	33.33 %	missed	5	19.23 %	bar	1	25.00 %
on goal	4	66.67 %	on goal	19	73.08 %	on goal	3	75.00 %
Shots	**6**	**2.56 %**	**Shots**	**26**	**11.11 %**	**Shots**	**4**	**1.71 %**
Scores	**0**	**0.00 %**	**Scores**	**5**	**23.81 %**	**Scores**	**1**	**4.76 %**

bar	0	0.00 %	bar	3	4.92 %	bar	1	2.38 %
missed	10	18.18 %	missed	9	14.75 %	blocked	7	16.67 %
blocked	17	30.91 %	on goal	22	36.07 %	missed	17	40.48 %
on goal	28	50.91 %	blocked	27	44.26 %	on goal	17	40.48 %
Shots	**55**	**23.50 %**	**Shots**	**61**	**26.07 %**	**Shots**	**42**	**17.95 %**
Scores	**5**	**23.81 %**	**Scores**	**6**	**28.57 %**	**Scores**	**3**	**14.29 %**

bar	0	0.00 %	bar	0	0.00 %	bar	0	0.00 %
missed	1	14.29 %	on goal	5	20.83 %	on goal	1	11.11 %
on goal	1	14.29 %	missed	6	25.00 %	missed	2	22.22 %
blocked	5	71.43 %	blocked	13	54.17 %	blocked	6	66.67 %
Shots	**7**	**2.99 %**	**Shots**	**24**	**10.26 %**	**Shots**	**9**	**3.85 %**
Scores	**1**	**4.76 %**	**Scores**	**0**	**0.00 %**	**Scores**	**0**	**0.00 %**

Total on Goal	4	Total on Goal	19	Total on Goal	3
Total Shots	6	Total Shots	26	Total Shots	4
Total Scores	0	Total Scores	5	Total Scores	1
Precision	**66.67 %**	**Precision**	**73.08 %**	**Precision**	**75.00 %**
Efficency	**0.00 %**	**Efficency**	**26.32 %**	**Efficency**	**33.33 %**

Total on Goal	28	Total on Goal	22	Total on Goal	17
Total Shots	55	Total Shots	61	Total Shots	42
Total Scores	5	Total Scores	6	Total Scores	3
Precision	**50.91 %**	**Precision**	**36.07 %**	**Precision**	**40.48 %**
Efficency	**17.86 %**	**Efficency**	**27.27 %**	**Efficency**	**17.65 %**

Total on Goal	1	Total on Goal	5	Total on Goal	1
Total Shots	7	Total Shots	24	Total Shots	9
Total Scores	1	Total Scores	0	Total Scores	0
Precision	**14.29 %**	**Precision**	**20.83 %**	**Precision**	**11.11 %**
Efficency	**100.00 %**	**Efficency**	**0.00 %**	**Efficency**	**0.00 %**

bar	5	2.14 %
missed	52	22.22 %
blocked	77	32.91 %
on goal	100	42.74 %
Shots	**234**	
Scores	**21**	

Total on Goal	100
Total Shots	234
Total Scores	21
Precision	**42.74 %**
Efficency	**21.00 %**

© by Roman Koller (info@floorballstatistics.ch)

Event Statistics

Short distribution and shots on goal

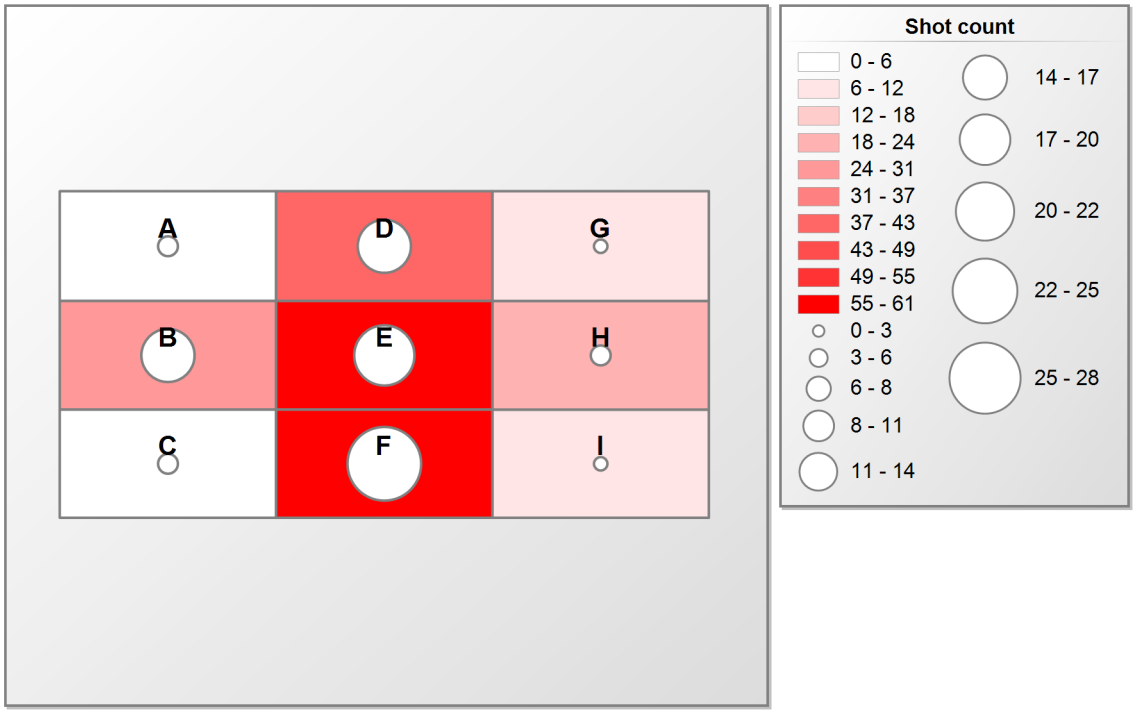

Zone (Fields)	A	B	C	D	E	F	G	H	I	Total
Total	4	26	6	42	61	55	9	24	7	234
on Goal (Circles)	3	19	4	17	22	28	1	5	1	100

© by Roman Koller (info@floorballstatistics.ch)

Event Statistics

Canada U19

	Goals achieved	Goals get	penalty minutes
Team overview	17	27	26

	Games	Plus/Minus					Shots				Goals			Bullies			Penalties	
Player	played	+	-	balance	+ in %	- in %	Total	on Goal	% on Goal	Efficiency (%)	scored	Assists	in %	Total	won	in %	Total (min)	in %
23 Wolfe Ethan	4	3	4	-1	17.65	14.81	25	14	56.00	21.43	3	5	17.65	0	0	0.00	4	15.38
10 Field Alexander	4	3	4	-1	17.65	14.81	32	19	59.38	10.53	2	4	11.76	22	11	50.00	2	7.69
22 Nadeau Nathan	4	1	2	-1	5.88	7.41	32	9	28.13	22.22	2	1	11.76	0	0	0.00	2	7.69
70 Svoboda Dylan	4	3	4	-1	17.65	14.81	30	9	30.00	22.22	2	0	11.76	1	0	0.00	2	7.69
13 Williams Drew	4	1	0	1	5.88	0.00	18	13	72.22	15.38	2	0	11.76	0	0	0.00	0	0.00
67 Huther Clement	4	2	2	0	11.76	7.41	19	5	26.32	20.00	1	1	5.88	11	5	45.45	0	0.00
8 MacQueen Thomas	4	0	0	0	0.00	0.00	9	4	44.44	25.00	1	0	5.88	1	0	0.00	2	7.69
21 Lankester Andrew	4	1	3	-2	5.88	11.11	10	4	40.00	25.00	1	0	5.88	0	0	0.00	2	7.69
27 Tam Ryan	4	3	4	-1	17.65	14.81	19	4	21.05	25.00	1	0	5.88	0	0	0.00	0	0.00
14 Hunsberger Reed	4	0	1	-1	0.00	3.70	12	5	41.67	20.00	1	0	5.88	0	0	0.00	4	15.38
12 Betts Nate	4	1	1	0	5.88	3.70	9	8	88.89	12.50	1	0	5.88	0	0	0.00	0	0.00
47 Blomqvist Ian	4	0	1	-1	0.00	3.70	3	3	100.00	0.00	0	1	0.00	7	6	85.71	0	0.00
97 McDonald Samson	4	0	0	0	0.00	0.00	9	5	55.56	0.00	0	1	0.00	0	0	0.00	8	30.77
99 Countway Wyatt	4	1	2	-1	5.88	7.41	16	9	56.25	0.00	0	1	0.00	16	8	50.00	0	0.00
17 Shreve Ty	4	0	0	0	0.00	0.00	1	0	0.00	0.00	0	0	0.00	0	0	0.00	0	0.00
55 Chambers Ian	4	0	0	0	0.00	0.00	9	3	33.33	0.00	0	0	0.00	0	0	0.00	0	0.00
83 Thiessen Tate	4	1	1	0	5.88	3.70	2	2	100.00	0.00	0	0	0.00	0	0	0.00	0	0.00
87 Svoboda Matthew	4	0	1	-1	0.00	3.70	2	0	0.00	0.00	0	0	0.00	1	0	0.00	0	0.00
							257	**116**	**45.14**	**14.66**				**59**	**30**	**50.85**	**26**	

© by Roman Koller (info@floorballstatistics.ch)

Event Statistics

Canada U19

bar	0	0.00 %
blocked	0	0.00 %
missed	1	16.67 %
on goal	5	83.33 %
Shots	**6**	**2.33 %**
Scores	**1**	**5.88 %**

bar	0	0.00 %
blocked	4	7.84 %
missed	4	7.84 %
on goal	43	84.31 %
Shots	**51**	**19.84 %**
Scores	**6**	**35.29 %**

bar	0	0.00 %
blocked	0	0.00 %
missed	2	28.57 %
on goal	5	71.43 %
Shots	**7**	**2.72 %**
Scores	**1**	**5.88 %**

Total on Goal	5
Total Shots	6
Total Scores	1
Precision	**83.33 %**
Efficency	**20.00 %**

Total on Goal	43
Total Shots	51
Total Scores	6
Precision	**84.31 %**
Efficency	**13.95 %**

Total on Goal	5
Total Shots	7
Total Scores	1
Precision	**71.43 %**
Efficency	**20.00 %**

bar	1	2.50 %
missed	8	20.00 %
blocked	15	37.50 %
on goal	16	40.00 %
Shots	**40**	**15.56 %**
Scores	**1**	**5.88 %**

bar	0	0.00 %
missed	14	18.18 %
on goal	23	29.87 %
blocked	40	51.95 %
Shots	**77**	**29.96 %**
Scores	**5**	**29.41 %**

bar	0	0.00 %
missed	5	14.29 %
on goal	12	34.29 %
blocked	18	51.43 %
Shots	**35**	**13.62 %**
Scores	**1**	**5.88 %**

Total on Goal	16
Total Shots	40
Total Scores	1
Precision	**40.00 %**
Efficency	**6.25 %**

Total on Goal	23
Total Shots	77
Total Scores	5
Precision	**29.87 %**
Efficency	**21.74 %**

Total on Goal	12
Total Shots	35
Total Scores	1
Precision	**34.29 %**
Efficency	**8.33 %**

bar	0	0.00 %
blocked	2	20.00 %
missed	4	40.00 %
on goal	4	40.00 %
Shots	**10**	**3.89 %**
Scores	**1**	**5.88 %**

bar	0	0.00 %
missed	5	23.81 %
on goal	5	23.81 %
blocked	11	52.38 %
Shots	**21**	**8.17 %**
Scores	**1**	**5.88 %**

bar	0	0.00 %
blocked	2	20.00 %
on goal	3	30.00 %
missed	5	50.00 %
Shots	**10**	**3.89 %**
Scores	**0**	**0.00 %**

Total on Goal	4
Total Shots	10
Total Scores	1
Precision	**40.00 %**
Efficency	**25.00 %**

Total on Goal	5
Total Shots	21
Total Scores	1
Precision	**23.81 %**
Efficency	**20.00 %**

Total on Goal	3
Total Shots	10
Total Scores	0
Precision	**30.00 %**
Efficency	**0.00 %**

bar	1	0.39 %
missed	48	18.68 %
blocked	92	35.80 %
on goal	116	45.14 %
Shots	**257**	
Scores	**17**	

Total on Goal	116
Total Shots	257
Total Scores	17
Precision	**45.14 %**
Efficency	**14.66 %**

© by Roman Koller (info@floorballstatistics.ch)

Event Statistics

Short distribution and shots on goal

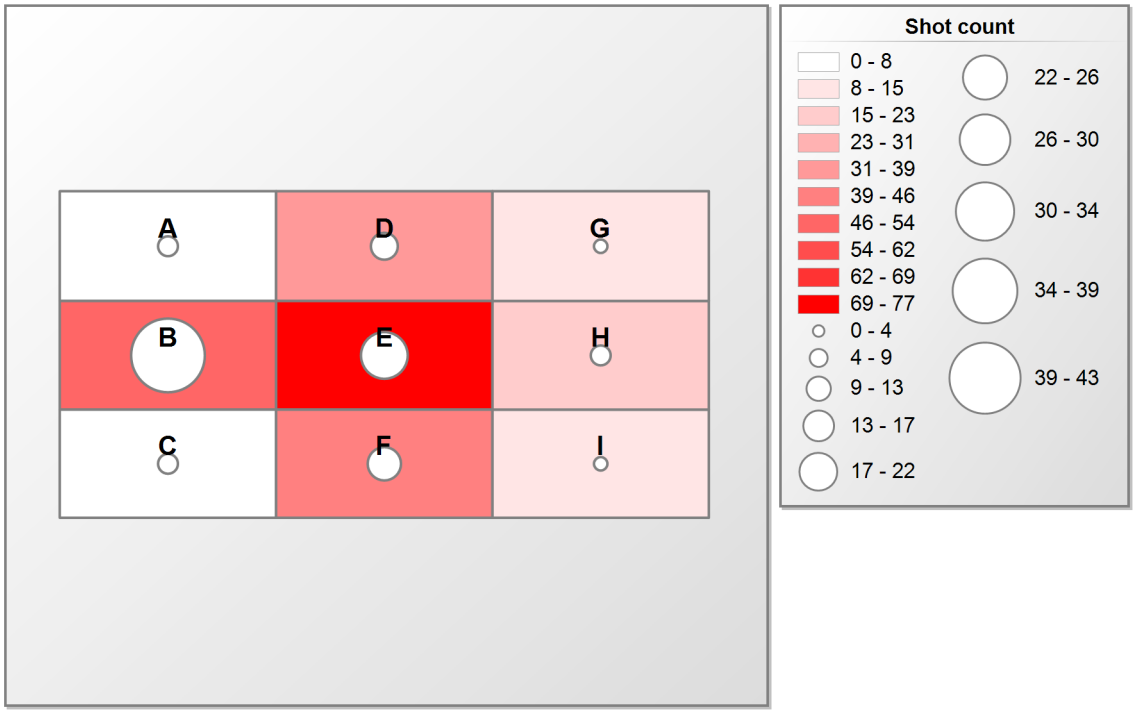

Zone (Fields)	A	B	C	D	E	F	G	H	I	Total
Total	7	51	6	35	77	40	10	21	10	257
on Goal (Circles)	5	43	5	12	23	16	3	5	4	116

© by Roman Koller (info@floorballstatistics.ch)

Event Statistics

Slovenia U19

	Goals achieved	Goals get	penalty minutes
Team overview	21	21	8

	Games	Plus/Minus					Shots				Goals			Bullies			Penalties	
Player	played	+	-	balance	+ in %	- in %	Total	on Goal	% on Goal	Efficiency (%)	scored	Assists	in %	Total	won	in %	Total (min)	in %
14 Kopavnik Rok	4	0	0	0	0.00	0.00	38	16	42.11	37.50	6	1	28.57	0	0	0.00	2	25.00
28 Maučec Šuvak Lan	4	0	0	0	0.00	0.00	20	12	60.00	16.67	2	5	9.52	2	0	0.00	0	0.00
29 Bogataj Aleksander	4	0	0	0	0.00	0.00	27	11	40.74	18.18	2	4	9.52	9	6	66.67	0	0.00
26 Bogataj Tristan	4	0	0	0	0.00	0.00	31	19	61.29	21.05	4	1	19.05	7	4	57.14	2	25.00
9 Španger Rok	4	0	0	0	0.00	0.00	40	11	27.50	27.27	3	2	14.29	20	10	50.00	2	25.00
12 Tinauer Taj	4	0	0	0	0.00	0.00	8	4	50.00	25.00	1	1	4.76	0	0	0.00	0	0.00
79 Volk Jaka	4	0	0	0	0.00	0.00	20	6	30.00	16.67	1	1	4.76	0	0	0.00	0	0.00
25 Kolar Maks	4	0	0	0	0.00	0.00	6	2	33.33	50.00	1	0	4.76	1	1	100.00	2	25.00
27 Podlipnik Aljaž	4	0	0	0	0.00	0.00	9	4	44.44	25.00	1	0	4.76	0	0	0.00	0	0.00
3 Drnovšek Gašper	4	0	0	0	0.00	0.00	9	5	55.56	0.00	0	1	0.00	0	0	0.00	0	0.00
8 Ahac Petrič	4	0	0	0	0.00	0.00	12	4	33.33	0.00	0	1	0.00	1	1	100.00	0	0.00
24 Zima Tai	4	0	0	0	0.00	0.00	3	0	0.00	0.00	0	1	0.00	1	1	100.00	0	0.00
2 Jakopič Jaka	4	0	0	0	0.00	0.00	7	6	85.71	0.00	0	0	0.00	5	2	40.00	0	0.00
15 Razingar Ažbe	4	0	0	0	0.00	0.00	1	0	0.00	0.00	0	0	0.00	0	0	0.00	0	0.00
18 Triler Miha	4	0	0	0	0.00	0.00	3	1	33.33	0.00	0	0	0.00	7	4	57.14	0	0.00
19 Kolenko Martin	2	0	0	0	0.00	0.00	0	0	0.00	0.00	0	0	0.00	0	0	0.00	0	0.00
30 Ulčar Vid	4	0	0	0	0.00	0.00	8	5	62.50	0.00	0	0	0.00	5	3	60.00	0	0.00
33 Stanovnik Timon	4	0	0	0	0.00	0.00	2	1	50.00	0.00	0	0	0.00	0	0	0.00	0	0.00
							244	**107**	**43.85**	**19.63**				**58**	**32**	**55.17**	**8**	

© by Roman Koller (info@floorballstatistics.ch)

Event Statistics

Slovenia U19

bar	0	0.00 %
missed	0	0.00 %
on goal	0	0.00 %
blocked	1	100.00 %
Shots	**1**	**0.41 %**
Scores	**0**	**0.00 %**

bar	1	2.50 %
blocked	2	5.00 %
missed	4	10.00 %
on goal	33	82.50 %
Shots	**40**	**16.39 %**
Scores	**6**	**28.57 %**

bar	0	0.00 %
blocked	1	9.09 %
missed	4	36.36 %
on goal	6	54.55 %
Shots	**11**	**4.51 %**
Scores	**1**	**4.76 %**

Total on Goal	0
Total Shots	1
Total Scores	0
Precision	**0.00 %**
Efficency	**NaN**

Total on Goal	33
Total Shots	40
Total Scores	6
Precision	**82.50 %**
Efficency	**18.18 %**

Total on Goal	6
Total Shots	11
Total Scores	1
Precision	**54.55 %**
Efficency	**16.67 %**

bar	0	0.00 %
missed	7	21.21 %
blocked	11	33.33 %
on goal	15	45.45 %
Shots	**33**	**13.52 %**
Scores	**2**	**9.52 %**

bar	1	1.54 %
missed	18	27.69 %
on goal	22	33.85 %
blocked	24	36.92 %
Shots	**65**	**26.64 %**
Scores	**6**	**28.57 %**

bar	0	0.00 %
missed	10	22.73 %
blocked	17	38.64 %
on goal	17	38.64 %
Shots	**44**	**18.03 %**
Scores	**2**	**9.52 %**

Total on Goal	15
Total Shots	33
Total Scores	2
Precision	**45.45 %**
Efficency	**13.33 %**

Total on Goal	22
Total Shots	65
Total Scores	6
Precision	**33.85 %**
Efficency	**27.27 %**

Total on Goal	17
Total Shots	44
Total Scores	2
Precision	**38.64 %**
Efficency	**11.76 %**

bar	0	0.00 %
blocked	2	25.00 %
missed	2	25.00 %
on goal	4	50.00 %
Shots	**8**	**3.28 %**
Scores	**1**	**4.76 %**

bar	0	0.00 %
missed	7	23.33 %
on goal	8	26.67 %
blocked	15	50.00 %
Shots	**30**	**12.30 %**
Scores	**3**	**14.29 %**

bar	1	8.33 %
missed	1	8.33 %
on goal	2	16.67 %
blocked	8	66.67 %
Shots	**12**	**4.92 %**
Scores	**0**	**0.00 %**

Total on Goal	4
Total Shots	8
Total Scores	1
Precision	**50.00 %**
Efficency	**25.00 %**

Total on Goal	8
Total Shots	30
Total Scores	3
Precision	**26.67 %**
Efficency	**37.50 %**

Total on Goal	2
Total Shots	12
Total Scores	0
Precision	**16.67 %**
Efficency	**0.00 %**

bar	3	1.23 %
missed	53	21.72 %
blocked	81	33.20 %
on goal	107	43.85 %
Shots	**244**	
Scores	**21**	

Total on Goal	107
Total Shots	244
Total Scores	21
Precision	**43.85 %**
Efficency	**19.63 %**

© by Roman Koller (info@floorballstatistics.ch)

Event Statistics

Short distribution and shots on goal

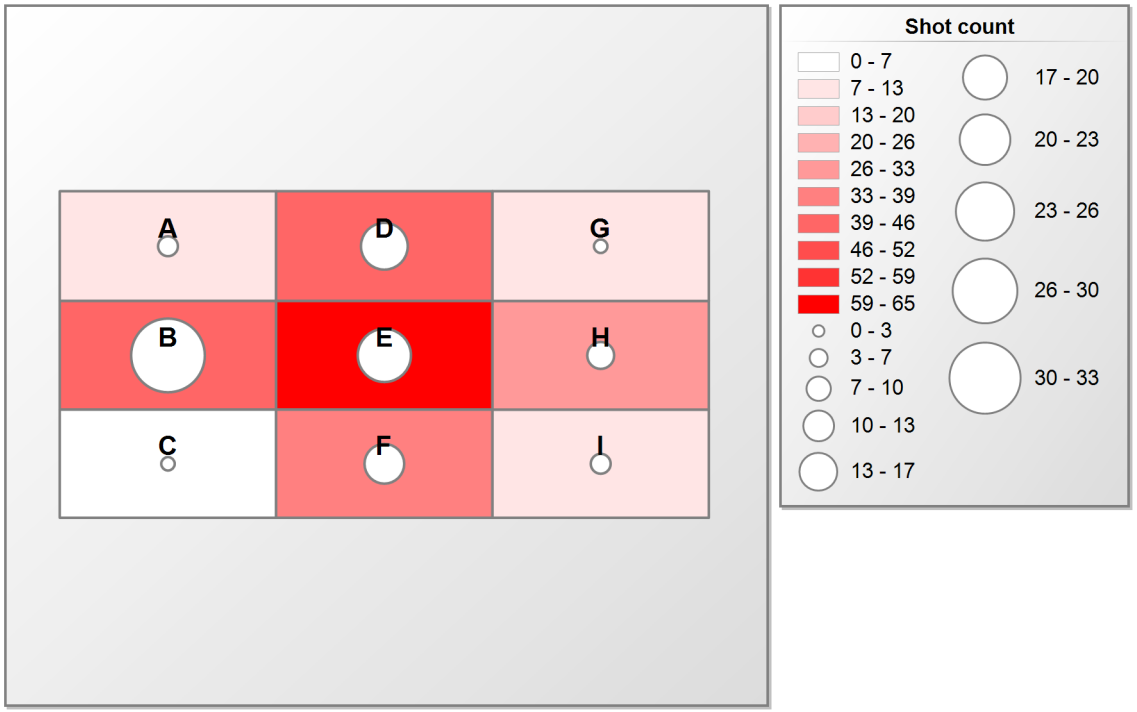

Zone (Fields)	A	B	C	D	E	F	G	H	I	Total
Total	11	40	1	44	65	33	12	30	8	244
on Goal (Circles)	6	33	0	17	22	15	2	8	4	107

© by Roman Koller (info@floorballstatistics.ch)

Event Statistics

Estonia U19

	Goals achieved	Goals get	penalty minutes
Team overview	16	21	18

	Games	Plus/Minus					Shots				Goals			Bullies			Penalties	
Player	played	+	-	balance	+ in %	- in %	Total	on Goal	% on Goal	Efficiency (%)	scored	Assists	in %	Total	won	in %	Total (min)	in %
11 Savi Robin	4	4	1	3	25.00	4.76	45	18	40.00	16.67	3	4	18.75	12	7	58.33	0	0.00
8 Fjodorov Anton	4	5	1	4	31.25	4.76	33	12	36.36	33.33	4	2	25.00	2	0	0.00	2	11.11
21 Vaha Kennet	4	2	2	0	12.50	9.52	17	7	41.18	42.86	3	1	18.75	12	4	33.33	2	11.11
25 Kalamees Matvei	4	2	3	-1	12.50	14.29	17	11	64.71	27.27	3	0	18.75	0	0	0.00	4	22.22
39 Moora Rasmus	4	4	1	3	25.00	4.76	30	11	36.67	9.09	1	2	6.25	4	3	75.00	2	11.11
15 Kuznetsov Artjom	4	3	1	2	18.75	4.76	28	10	35.71	0.00	0	3	0.00	12	8	66.67	0	0.00
27 Räitsak Markus-Lion	4	5	1	4	31.25	4.76	18	4	22.22	25.00	1	1	6.25	6	4	66.67	2	11.11
14 Kukk Kert Kristjan	4	0	0	0	0.00	0.00	19	8	42.11	12.50	1	0	6.25	0	0	0.00	0	0.00
3 Villig Mart	4	0	0	0	0.00	0.00	2	0	0.00	0.00	0	0	0.00	0	0	0.00	0	0.00
6 Suurtalu Sander	4	0	0	0	0.00	0.00	4	0	0.00	0.00	0	0	0.00	0	0	0.00	0	0.00
12 Timmusk Sander	4	0	0	0	0.00	0.00	5	1	20.00	0.00	0	0	0.00	2	1	50.00	0	0.00
16 Tera Ott	4	1	0	1	6.25	0.00	1	0	0.00	0.00	0	0	0.00	0	0	0.00	0	0.00
19 Pehka Andreas	4	1	3	-2	6.25	14.29	16	4	25.00	0.00	0	0	0.00	1	0	0.00	2	11.11
24 Rosin Marek	4	2	3	-1	12.50	14.29	28	7	25.00	0.00	0	0	0.00	0	0	0.00	2	11.11
29 Rande Gregor	4	0	0	0	0.00	0.00	2	1	50.00	0.00	0	0	0.00	0	0	0.00	2	11.11
44 Salm Gustav	4	0	0	0	0.00	0.00	1	1	100.00	0.00	0	0	0.00	1	0	0.00	0	0.00
47 Hugo Jusar	4	1	3	-2	6.25	14.29	5	1	20.00	0.00	0	0	0.00	0	0	0.00	0	0.00
							271	**96**	**35.42**	**16.67**				**52**	**27**	**51.92**	**18**	

© by Roman Koller (info@floorballstatistics.ch)

Event Statistics



Estonia U19

bar	0	0.00 %
blocked	0	0.00 %
missed	0	0.00 %
on goal	2	100.00 %
Shots	**2**	**0.74 %**
Scores	**0**	**0.00 %**

bar	0	0.00 %
blocked	0	0.00 %
missed	4	23.53 %
on goal	13	76.47 %
Shots	**17**	**6.27 %**
Scores	**1**	**6.25 %**

bar	0	0.00 %
blocked	0	0.00 %
missed	2	33.33 %
on goal	4	66.67 %
Shots	**6**	**2.21 %**
Scores	**0**	**0.00 %**

Total on Goal	2
Total Shots	2
Total Scores	0
Precision	**100.00 %**
Efficency	**0.00 %**

Total on Goal	13
Total Shots	17
Total Scores	1
Precision	**76.47 %**
Efficency	**7.69 %**

Total on Goal	4
Total Shots	6
Total Scores	0
Precision	**66.67 %**
Efficency	**0.00 %**

bar	0	0.00 %
missed	15	30.00 %
on goal	16	32.00 %
blocked	19	38.00 %
Shots	**50**	**18.45 %**
Scores	**3**	**18.75 %**

bar	1	1.92 %
missed	6	11.54 %
blocked	21	40.38 %
on goal	24	46.15 %
Shots	**52**	**19.19 %**
Scores	**8**	**50.00 %**

bar	1	2.22 %
missed	12	26.67 %
on goal	13	28.89 %
blocked	19	42.22 %
Shots	**45**	**16.61 %**
Scores	**1**	**6.25 %**

Total on Goal	16
Total Shots	50
Total Scores	3
Precision	**32.00 %**
Efficency	**18.75 %**

Total on Goal	24
Total Shots	52
Total Scores	8
Precision	**46.15 %**
Efficency	**33.33 %**

Total on Goal	13
Total Shots	45
Total Scores	1
Precision	**28.89 %**
Efficency	**7.69 %**

bar	0	0.00 %
missed	3	15.79 %
on goal	5	26.32 %
blocked	11	57.89 %
Shots	**19**	**7.01 %**
Scores	**1**	**6.25 %**

bar	0	0.00 %
missed	9	21.43 %
on goal	12	28.57 %
blocked	21	50.00 %
Shots	**42**	**15.50 %**
Scores	**2**	**12.50 %**

bar	0	0.00 %
on goal	7	18.42 %
missed	10	26.32 %
blocked	21	55.26 %
Shots	**38**	**14.02 %**
Scores	**0**	**0.00 %**

Total on Goal	5
Total Shots	19
Total Scores	1
Precision	**26.32 %**
Efficency	**20.00 %**

Total on Goal	12
Total Shots	42
Total Scores	2
Precision	**28.57 %**
Efficency	**16.67 %**

Total on Goal	7
Total Shots	38
Total Scores	0
Precision	**18.42 %**
Efficency	**0.00 %**

bar	2	0.74 %
missed	61	22.51 %
on goal	96	35.42 %
blocked	112	41.33 %
Shots	**271**	
Scores	**16**	

Total on Goal	96
Total Shots	271
Total Scores	16
Precision	**35.42 %**
Efficency	**16.67 %**

© by Roman Koller (info@floorballstatistics.ch)

Event Statistics

Short distribution and shots on goal

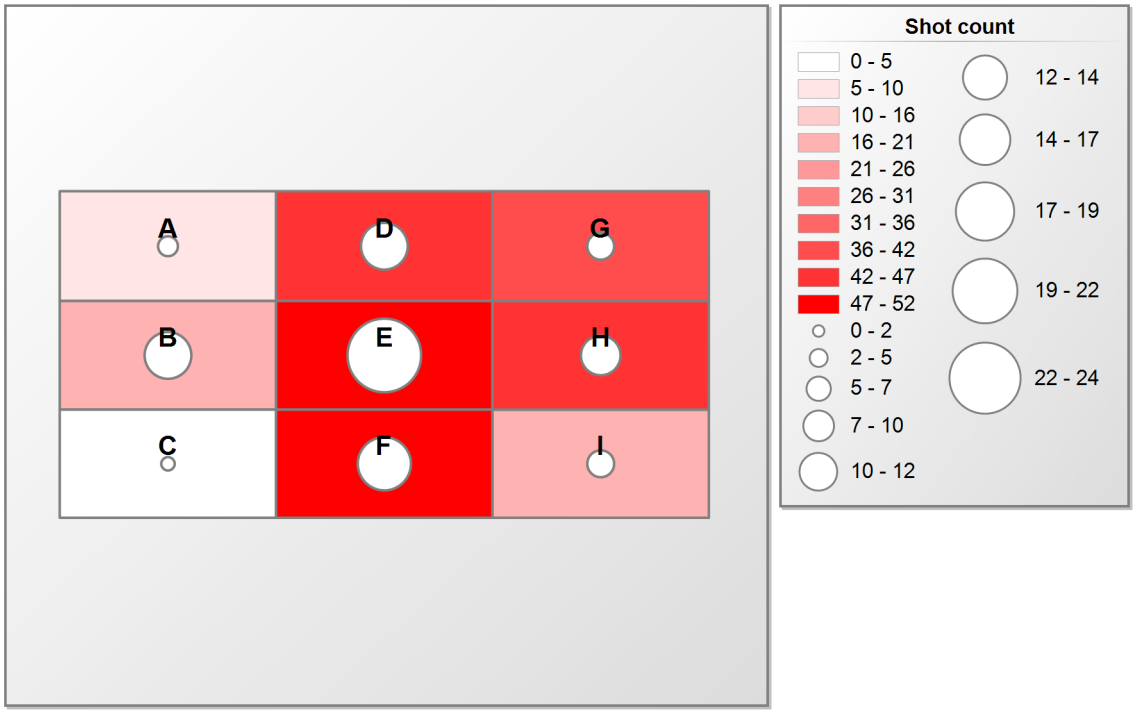

Zone (Fields)	A	B	C	D	E	F	G	H	I	Total
Total	6	17	2	45	52	50	38	42	19	271
on Goal (Circles)	4	13	2	13	24	16	7	12	5	96

© by Roman Koller (info@floorballstatistics.ch)

Event Statistics

Australia U19

	Goals achieved	Goals get	penalty minutes
Team overview	23	34	30

	Games	Plus/Minus					Shots				Goals			Bullies			Penalties	
Player	played	+	-	balance	+ in %	- in %	Total	on Goal	% on Goal	Efficiency (%)	scored	Assists	in %	Total	won	in %	Total (min)	in %
30 Meyer Thomas	5	3	6	-3	13.04	17.65	24	14	58.33	14.29	2	5	8.70	0	0	0.00	4	13.33
2 Rak Benjamin	5	3	8	-5	13.04	23.53	36	18	50.00	27.78	5	1	21.74	20	4	20.00	2	6.67
23 Richardson Travis	5	3	3	0	13.04	8.82	34	9	26.47	33.33	3	3	13.04	1	0	0.00	0	0.00
29 Hopkins Jed	5	3	4	-1	13.04	11.76	29	14	48.28	28.57	4	0	17.39	0	0	0.00	2	6.67
6 Franz Oliver	5	3	6	-3	13.04	17.65	18	12	66.67	16.67	2	2	8.70	42	18	42.86	0	0.00
47 van der Sar Hugh	4	1	6	-5	4.35	17.65	15	4	26.67	50.00	2	1	8.70	0	0	0.00	0	0.00
44 Craig Flynn	5	3	7	-4	13.04	20.59	3	0	0.00	0.00	0	3	0.00	0	0	0.00	0	0.00
10 Ross Dylan	5	1	10	-9	4.35	29.41	9	3	33.33	33.33	1	1	4.35	6	1	16.67	0	0.00
11 Feurstein Kent	5	3	7	-4	13.04	20.59	17	9	52.94	11.11	1	1	4.35	0	0	0.00	4	13.33
12 Kulcar Kiran	5	1	2	-1	4.35	5.88	1	1	100.00	100.00	1	0	4.35	0	0	0.00	0	0.00
9 Knox Lyttle Reid	5	3	5	-2	13.04	14.71	6	2	33.33	50.00	1	0	4.35	0	0	0.00	0	0.00
15 Skett Alexander	5	3	8	-5	13.04	23.53	18	10	55.56	0.00	0	1	0.00	0	0	0.00	0	0.00
80 Meyer Samuel	5	0	10	-10	0.00	29.41	1	1	100.00	0.00	0	1	0.00	0	0	0.00	2	6.67
7 Marie-Soong Oliver	5	1	5	-4	4.35	14.71	2	1	50.00	0.00	0	0	0.00	0	0	0.00	0	0.00
14 Wallace Piran	1	0	0	0	0.00	0.00	0	0	0.00	0.00	0	0	0.00	0	0	0.00	0	0.00
16 Balamurugan Gautham	5	1	7	-6	4.35	20.59	3	0	0.00	0.00	0	0	0.00	0	0	0.00	0	0.00
27 McKinsley Jacob	5	0	5	-5	0.00	14.71	0	0	0.00	0.00	0	0	0.00	0	0	0.00	2	6.67
42 Crofts Callum	5	2	7	-5	8.70	20.59	1	1	100.00	0.00	0	0	0.00	0	0	0.00	0	0.00
71 Rawlins Edward	5	1	8	-7	4.35	23.53	13	2	15.38	0.00	0	0	0.00	1	0	0.00	2	6.67
							230	**101**	**43.91**	**21.78**				**70**	**23**	**32.86**	**18**	

© by Roman Koller (info@floorballstatistics.ch)

Event Statistics

Australia U19

bar	0	0.00 %
missed	1	16.67 %
blocked	2	33.33 %
on goal	3	50.00 %
Shots	**6**	**2.61 %**
Scores	**0**	**0.00 %**

bar	1	2.22 %
missed	4	8.89 %
blocked	5	11.11 %
on goal	35	77.78 %
Shots	**45**	**19.57 %**
Scores	**11**	**47.83 %**

bar	0	0.00 %
blocked	0	0.00 %
missed	1	50.00 %
on goal	1	50.00 %
Shots	**2**	**0.87 %**
Scores	**0**	**0.00 %**

Total on Goal	3
Total Shots	6
Total Scores	0
Precision	**50.00 %**
Efficency	**0.00 %**

Total on Goal	35
Total Shots	45
Total Scores	11
Precision	**77.78 %**
Efficency	**31.43 %**

Total on Goal	1
Total Shots	2
Total Scores	0
Precision	**50.00 %**
Efficency	**0.00 %**

bar	0	0.00 %
missed	6	16.67 %
on goal	14	38.89 %
blocked	16	44.44 %
Shots	**36**	**15.65 %**
Scores	**2**	**8.70 %**

bar	0	0.00 %
blocked	13	24.53 %
missed	15	28.30 %
on goal	25	47.17 %
Shots	**53**	**23.04 %**
Scores	**9**	**39.13 %**

bar	1	3.70 %
missed	6	22.22 %
on goal	7	25.93 %
blocked	13	48.15 %
Shots	**27**	**11.74 %**
Scores	**1**	**4.35 %**

Total on Goal	14
Total Shots	36
Total Scores	2
Precision	**38.89 %**
Efficency	**14.29 %**

Total on Goal	25
Total Shots	53
Total Scores	9
Precision	**47.17 %**
Efficency	**36.00 %**

Total on Goal	7
Total Shots	27
Total Scores	1
Precision	**25.93 %**
Efficency	**14.29 %**

bar	0	0.00 %
on goal	2	14.29 %
blocked	5	35.71 %
missed	7	50.00 %
Shots	**14**	**6.09 %**
Scores	**0**	**0.00 %**

bar	0	0.00 %
missed	7	24.14 %
on goal	8	27.59 %
blocked	14	48.28 %
Shots	**29**	**12.61 %**
Scores	**0**	**0.00 %**

bar	0	0.00 %
blocked	6	33.33 %
missed	6	33.33 %
on goal	6	33.33 %
Shots	**18**	**7.83 %**
Scores	**0**	**0.00 %**

Total on Goal	2
Total Shots	14
Total Scores	0
Precision	**14.29 %**
Efficency	**0.00 %**

Total on Goal	8
Total Shots	29
Total Scores	0
Precision	**27.59 %**
Efficency	**0.00 %**

Total on Goal	6
Total Shots	18
Total Scores	0
Precision	**33.33 %**
Efficency	**0.00 %**

bar	2	0.87 %
missed	53	23.04 %
blocked	74	32.17 %
on goal	101	43.91 %
Shots	**230**	
Scores	**23**	

Total on Goal	101
Total Shots	230
Total Scores	23
Precision	**43.91 %**
Efficency	**22.77 %**

© by Roman Koller (info@floorballstatistics.ch)

Event Statistics

Short distribution and shots on goal

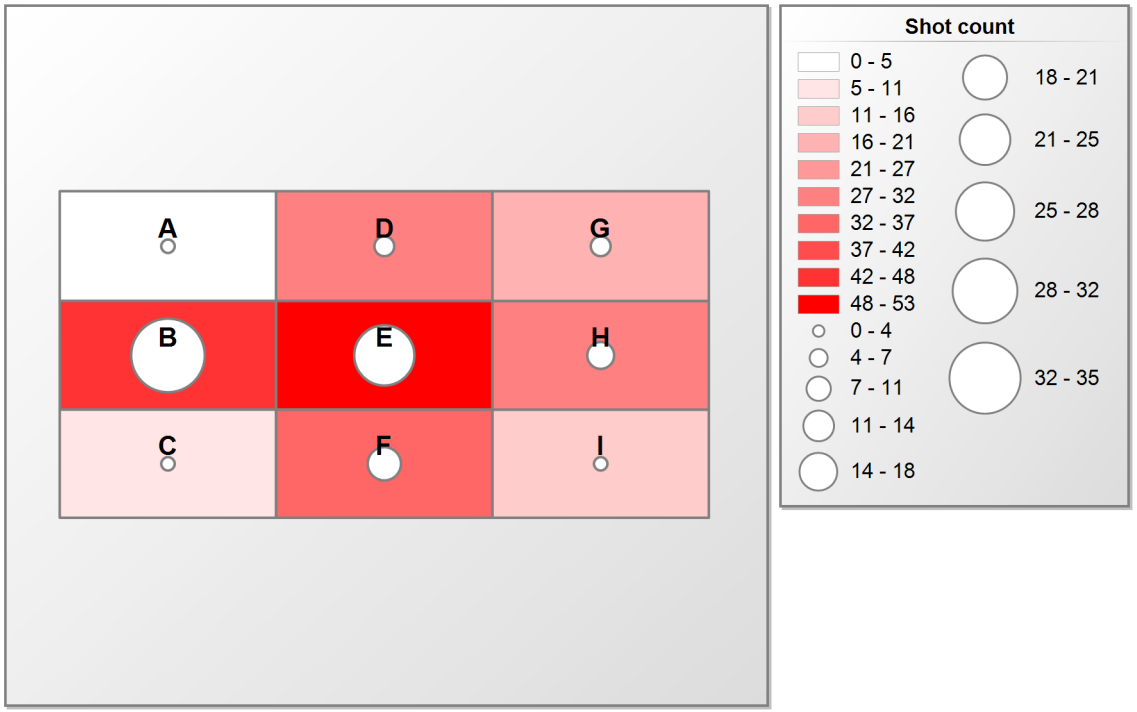

Zone (Fields)	A	B	C	D	E	F	G	H	I	Total
Total	2	45	6	27	53	36	18	29	14	230
on Goal (Circles)	1	35	3	7	25	14	6	8	2	101

© by Roman Koller (info@floorballstatistics.ch)

Event Statistics

Spain U19

	Goals achieved	Goals get	penalty minutes
Team overview	25	18	12

	Games	Plus/Minus					Shots				Goals			Bullies			Penalties	
Player	played	+	-	balance	+ in %	- in %	Total	on Goal	% on Goal	Efficiency (%)	scored	Assists	in %	Total	won	in %	Total (min)	in %
6 García González Ignacio	4	4	0	4	16.00	0.00	51	19	37.25	21.05	4	3	16.00	24	9	37.50	0	0.00
87 Rodríguez Barbadillo Jorge	4	2	0	2	8.00	0.00	46	13	28.26	38.46	5	1	20.00	0	0	0.00	4	33.33
24 Martín Gallego Héctor	4	4	1	3	16.00	5.56	30	16	53.33	18.75	3	2	12.00	10	6	60.00	0	0.00
9 Sánchez Marcos Sergio	4	4	0	4	16.00	0.00	32	16	50.00	25.00	4	0	16.00	0	0	0.00	0	0.00
15 Sopelana García Santiago	4	4	2	2	16.00	11.11	11	5	45.45	20.00	1	3	4.00	1	0	0.00	0	0.00
18 López De Vicuña Samuel	4	1	0	1	4.00	0.00	11	3	27.27	66.67	2	1	8.00	1	0	0.00	0	0.00
10 González Sánchez Aarón	4	3	2	1	12.00	11.11	17	2	11.76	50.00	1	1	4.00	0	0	0.00	2	16.67
11 Jorge Cobo David	4	1	1	0	4.00	5.56	13	3	23.08	33.33	1	1	4.00	19	11	57.89	0	0.00
31 De La Cuadra Gonzalo	4	2	1	1	8.00	5.56	17	5	29.41	20.00	1	1	4.00	0	0	0.00	0	0.00
7 Pérez Cornejo Rubén	4	3	2	1	12.00	11.11	20	6	30.00	16.67	1	1	4.00	0	0	0.00	0	0.00
13 García Reñones Alejandro	4	1	1	0	4.00	5.56	33	9	27.27	0.00	0	2	0.00	0	0	0.00	4	33.33
29 Bravo Jiménez Carlos	4	2	2	0	8.00	11.11	23	10	43.48	0.00	0	2	0.00	0	0	0.00	0	0.00
8 Cerny Delgado Santiago	4	1	1	0	4.00	5.56	3	1	33.33	100.00	1	0	4.00	0	0	0.00	0	0.00
17 Dujardín Sanz Hugo Luis	4	2	0	2	8.00	0.00	25	10	40.00	10.00	1	0	4.00	2	0	0.00	2	16.67
21 Aranda Figuereido Rodrigo	4	2	1	1	8.00	5.56	6	3	50.00	0.00	0	1	0.00	0	0	0.00	0	0.00
12 Blas López Héctor	4	0	2	-2	0.00	11.11	11	5	45.45	0.00	0	0	0.00	0	0	0.00	0	0.00
19 Doval Gómez Iván	4	1	0	1	4.00	0.00	5	1	20.00	0.00	0	0	0.00	0	0	0.00	0	0.00
77 Garde Jiménez Diego	4	1	0	1	4.00	0.00	10	5	50.00	0.00	0	0	0.00	1	0	0.00	0	0.00
							364	**132**	**36.26**	**18.94**				**58**	**26**	**44.83**	**12**	

© by Roman Koller (info@floorballstatistics.ch)

Event Statistics

Spain U19

bar	0	0.00 %
blocked	4	28.57 %
missed	5	35.71 %
on goal	5	35.71 %
Shots	**14**	**3.85 %**
Scores	**1**	**4.00 %**

bar	0	0.00 %
blocked	7	15.91 %
missed	10	22.73 %
on goal	27	61.36 %
Shots	**44**	**12.09 %**
Scores	**8**	**32.00 %**

bar	0	0.00 %
blocked	3	27.27 %
missed	3	27.27 %
on goal	5	45.45 %
Shots	**11**	**3.02 %**
Scores	**1**	**4.00 %**

Total on Goal	5
Total Shots	14
Total Scores	1
Precision	**35.71 %**
Efficency	**20.00 %**

Total on Goal	27
Total Shots	44
Total Scores	8
Precision	**61.36 %**
Efficency	**29.63 %**

Total on Goal	5
Total Shots	11
Total Scores	1
Precision	**45.45 %**
Efficency	**20.00 %**

bar	0	0.00 %
on goal	25	28.09 %
blocked	31	34.83 %
missed	33	37.08 %
Shots	**89**	**24.45 %**
Scores	**3**	**12.00 %**

bar	1	1.52 %
missed	15	22.73 %
blocked	21	31.82 %
on goal	29	43.94 %
Shots	**66**	**18.13 %**
Scores	**8**	**32.00 %**

bar	2	2.78 %
on goal	18	25.00 %
missed	22	30.56 %
blocked	30	41.67 %
Shots	**72**	**19.78 %**
Scores	**2**	**8.00 %**

Total on Goal	25
Total Shots	89
Total Scores	3
Precision	**28.09 %**
Efficency	**12.00 %**

Total on Goal	29
Total Shots	66
Total Scores	8
Precision	**43.94 %**
Efficency	**27.59 %**

Total on Goal	18
Total Shots	72
Total Scores	2
Precision	**25.00 %**
Efficency	**11.11 %**

bar	0	0.00 %
on goal	4	25.00 %
blocked	5	31.25 %
missed	7	43.75 %
Shots	**16**	**4.40 %**
Scores	**0**	**0.00 %**

bar	0	0.00 %
missed	8	22.86 %
on goal	13	37.14 %
blocked	14	40.00 %
Shots	**35**	**9.62 %**
Scores	**1**	**4.00 %**

bar	0	0.00 %
missed	5	29.41 %
blocked	6	35.29 %
on goal	6	35.29 %
Shots	**17**	**4.67 %**
Scores	**1**	**4.00 %**

Total on Goal	4
Total Shots	16
Total Scores	0
Precision	**25.00 %**
Efficency	**0.00 %**

Total on Goal	13
Total Shots	35
Total Scores	1
Precision	**37.14 %**
Efficency	**7.69 %**

Total on Goal	6
Total Shots	17
Total Scores	1
Precision	**35.29 %**
Efficency	**16.67 %**

bar	3	0.82 %
missed	108	29.67 %
blocked	121	33.24 %
on goal	132	36.26 %
Shots	**364**	
Scores	**25**	

Total on Goal	132
Total Shots	364
Total Scores	25
Precision	**36.26 %**
Efficency	**18.94 %**

© by Roman Koller (info@floorballstatistics.ch)

Event Statistics

Short distribution and shots on goal

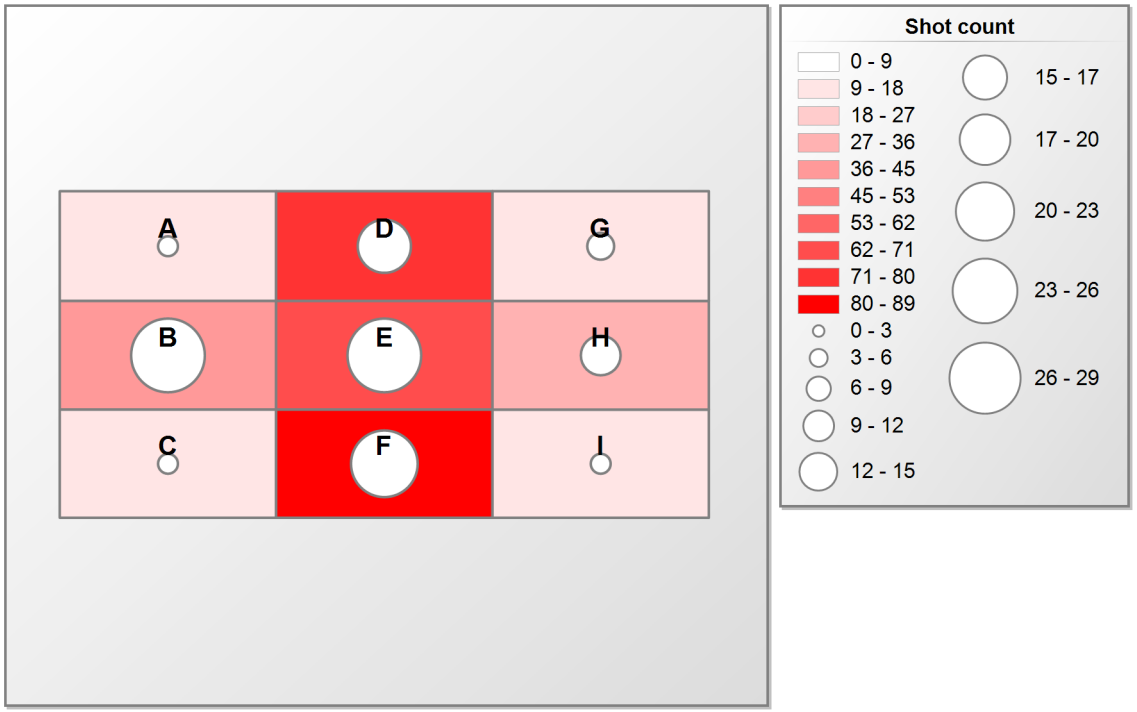

Zone (Fields)	A	B	C	D	E	F	G	H	I	Total
Total	11	44	14	72	66	89	17	35	16	364
on Goal (Circles)	5	27	5	18	29	25	6	13	4	132

© by Roman Koller (info@floorballstatistics.ch)

Event Statistics

Player Statistic			Games	Shots				Goals			Scorer points		Bullies			Penalties	
	Player	**Team**	played	Total	on Goal	% on Goal	Efficiency (%)	scored	Assists	in %	Total	pt./game	Total	won	in %	Total (min)	in %
1.	Weyrauch Anton (7)	GER	5	46	22	47.83	40.91	9	5	2.34	14	2.80	2	0	0.00	4	1.33
2.	Edevik Viktor (4)	NOR	5	42	29	69.05	34.48	10	3	2.60	13	2.60	0	0	0.00	0	0.00
3.	Dolejš Daniel (19)	CZE	5	26	17	65.38	41.18	7	2	1.82	9	1.80	1	0	0.00	0	0.00
4.	Schreppers Timo (28)	NED	4	49	17	34.69	35.29	6	3	1.56	9	2.25	15	8	53.33	2	0.67
5.	Vařecha Jakub (23)	CZE	5	35	13	37.14	46.15	6	3	1.56	9	1.80	2	1	50.00	0	0.00
6.	Schaar Arvid (19)	GER	5	48	22	45.83	27.27	6	3	1.56	9	1.80	0	0	0.00	10	3.33
7.	Unterberger Sebastian (52)	GER	5	44	21	47.73	23.81	5	4	1.30	9	1.80	0	0	0.00	0	0.00
8.	Ammann Konstantin (21)	GER	5	19	9	47.37	33.33	3	6	0.78	9	1.80	1	1	100.00	0	0.00
9.	Motejzík Mikeš (22)	CZE	5	40	16	40.00	18.75	3	6	0.78	9	1.80	23	14	60.87	2	0.67
10.	Leuenberger Gian (11)	NED	4	40	21	52.50	9.52	2	7	0.52	9	2.25	5	1	20.00	2	0.67
11.	Krejča Jan (24)	CZE	5	23	5	21.74	40.00	2	7	0.52	9	1.80	3	2	66.67	0	0.00
12.	Knuuti Aatu (5)	FIN	5	24	11	45.83	63.64	7	1	1.82	8	1.60	1	0	0.00	0	0.00
13.	Markkanen Jami (23)	FIN	5	24	11	45.83	45.45	5	3	1.30	8	1.60	1	1	100.00	0	0.00
14.	Richter Philip (20)	GER	5	28	12	42.86	41.67	5	3	1.30	8	1.60	3	0	0.00	2	0.67
15.	Sandberg-Pedersen Markus (8)	NOR	5	20	8	40.00	50.00	4	4	1.04	8	1.60	13	7	53.85	2	0.67
16.	Wolfe Ethan (23)	CAN	4	25	14	56.00	21.43	3	5	0.78	8	2.00	0	0	0.00	4	1.33
17.	Paajanen Veikko (9)	FIN	5	9	3	33.33	100.00	3	5	0.78	8	1.60	11	8	72.73	0	0.00
18.	Kopavnik Rok (14)	SLO	4	38	16	42.11	37.50	6	1	1.56	7	1.75	0	0	0.00	2	0.67
19.	Saarainen Jose Noor Alexander (89)	SGP	4	78	44	56.41	13.64	6	1	1.56	7	1.75	4	2	50.00	0	0.00
20.	Bureš Adam (8)	CZE	5	22	11	50.00	45.45	5	2	1.30	7	1.40	1	0	0.00	2	0.67
21.	García González Ignacio (6)	ESP	4	51	19	37.25	21.05	4	3	1.04	7	1.75	24	9	37.50	0	0.00
22.	Fauskanger Mikkel (16)	NOR	5	17	11	64.71	36.36	4	3	1.04	7	1.40	1	0	0.00	0	0.00
23.	Azman Danesh Issac Lim (74)	SGP	4	16	9	56.25	33.33	3	4	0.78	7	1.75	26	21	80.77	2	0.67
24.	Savi Robin (11)	EST	4	45	18	40.00	16.67	3	4	0.78	7	1.75	12	7	58.33	0	0.00
25.	Kronstrand Vilgot (37)	SWE	5	31	15	48.39	20.00	3	4	0.78	7	1.40	5	3	60.00	0	0.00
26.	Olesen Thais (92)	DEN	5	39	19	48.72	15.79	3	4	0.78	7	1.40	4	4	100.00	2	0.67
27.	Maučec Šuvak Lan (28)	SLO	4	20	12	60.00	16.67	2	5	0.52	7	1.75	2	0	0.00	0	0.00
28.	Nyström Rasmus (21)	FIN	5	6	3	50.00	66.67	2	5	0.52	7	1.40	0	0	0.00	0	0.00
29.	Winter Luca (97)	GER	5	15	11	73.33	18.18	2	5	0.52	7	1.40	33	14	42.42	2	0.67
30.	Meyer Thomas (30)	AUS	5	24	14	58.33	14.29	2	5	0.52	7	1.40	0	0	0.00	4	1.33

© by Roman Koller (info@floorballstatistics.ch)

Event Statistics

Player Statistic			Games	Shots				Goals			Scorer points		Bullies			Penalties	
	Player	Team	played	Total	on Goal	% on Goal	Efficiency (%)	scored	Assists	in %	Total	pt./game	Total	won	in %	Total (min)	in %
31.	Niemelä Marius (19)	FIN	5	18	8	44.44	12.50	1	6	0.26	7	1.40	8	1	12.50	0	0.00
32.	Hellgren Emil (20)	SWE	5	24	9	37.50	66.67	6	0	1.56	6	1.20	2	0	0.00	0	0.00
33.	Rodríguez Barbadillo Jorge (87)	ESP	4	46	13	28.26	38.46	5	1	1.30	6	1.50	0	0	0.00	4	1.33
34.	Rak Benjamin (2)	AUS	5	36	18	50.00	27.78	5	1	1.30	6	1.20	20	4	20.00	2	0.67
35.	Fjodorov Anton (8)	EST	4	33	12	36.36	33.33	4	2	1.04	6	1.50	2	0	0.00	2	0.67
36.	Rada Lukáš (21)	CZE	5	16	8	50.00	50.00	4	2	1.04	6	1.20	14	10	71.43	0	0.00
37.	Richardson Travis (23)	AUS	5	34	9	26.47	33.33	3	3	0.78	6	1.20	1	0	0.00	0	0.00
38.	Hanfler Gabriel (30)	GER	5	19	10	52.63	30.00	3	3	0.78	6	1.20	4	2	50.00	2	0.67
39.	Heiska Ville (22)	FIN	5	19	12	63.16	25.00	3	3	0.78	6	1.20	1	1	100.00	0	0.00
40.	Petráň Vojtěch (30)	CZE	5	17	13	76.47	23.08	3	3	0.78	6	1.20	1	1	100.00	4	1.33
41.	Bogataj Aleksander (29)	SLO	4	27	11	40.74	18.18	2	4	0.52	6	1.50	9	6	66.67	0	0.00
42.	Field Alexander (10)	CAN	4	32	19	59.38	10.53	2	4	0.52	6	1.50	22	11	50.00	2	0.67
43.	Siliņš Gustavs (53)	LAT	4	43	16	37.21	6.25	1	5	0.26	6	1.50	0	0	0.00	4	1.33
44.	Mendoza Nyberg Oliver (97)	SWE	5	26	13	50.00	7.69	1	5	0.26	6	1.20	11	7	63.64	4	1.33
45.	Huizing Aaron (50)	NED	4	35	13	37.14	38.46	5	0	1.30	5	1.25	0	0	0.00	4	1.33
46.	Bogataj Tristan (26)	SLO	4	31	19	61.29	21.05	4	1	1.04	5	1.25	7	4	57.14	2	0.67
47.	Španger Rok (9)	SLO	4	40	11	27.50	27.27	3	2	0.78	5	1.25	20	10	50.00	2	0.67
48.	Martín Gallego Héctor (24)	ESP	4	30	16	53.33	18.75	3	2	0.78	5	1.25	10	6	60.00	0	0.00
49.	Sund Tue (79)	DEN	5	24	8	33.33	37.50	3	2	0.78	5	1.00	0	0	0.00	4	1.33
50.	Frejd Anton (5)	SWE	5	16	8	50.00	37.50	3	2	0.78	5	1.00	1	0	0.00	0	0.00
51.	Tan Chia Lok Gerald (4)	SGP	4	29	12	41.38	16.67	2	3	0.52	5	1.25	1	1	100.00	4	1.33
52.	Andersson Alex (34)	SWE	5	21	7	33.33	28.57	2	3	0.52	5	1.00	3	0	0.00	2	0.67
53.	Šourek Jakub (25)	CZE	5	13	8	61.54	25.00	2	3	0.52	5	1.00	11	6	54.55	0	0.00
54.	Transel Nikolaj (8)	DEN	5	19	3	15.79	33.33	1	4	0.26	5	1.00	1	1	100.00	0	0.00
55.	Hopkins Jed (29)	AUS	5	29	14	48.28	28.57	4	0	1.04	4	0.80	0	0	0.00	2	0.67
56.	Sánchez Marcos Sergio (9)	ESP	4	32	16	50.00	25.00	4	0	1.04	4	1.00	0	0	0.00	0	0.00
57.	Leino Ilmo (14)	FIN	5	36	20	55.56	20.00	4	0	1.04	4	0.80	23	18	78.26	4	1.33
58.	Vaha Kennet (21)	EST	4	17	7	41.18	42.86	3	1	0.78	4	1.00	12	4	33.33	2	0.67
59.	Zariņš Gustavs Marks (9)	LAT	4	32	15	46.88	20.00	3	1	0.78	4	1.00	1	0	0.00	0	0.00
60.	Saaby Andersen Christian (17)	DEN	5	14	3	21.43	100.00	3	1	0.78	4	0.80	1	1	100.00	0	0.00

© by Roman Koller (info@floorballstatistics.ch)

Event Statistics

Player Statistic			Games	Shots				Goals			Scorer points		Bullies			Penalties	
	Player	Team	played	Total	on Goal	% on Goal	Efficiency (%)	scored	Assists	in %	Total	pt./game	Total	won	in %	Total (min)	in %
61.	Kajaala Joona (12)	FIN	5	13	7	53.85	42.86	3	1	0.78	4	0.80	11	7	63.64	0	0.00
62.	Saaby Hjelm Malthe (71)	DEN	5	17	9	52.94	33.33	3	1	0.78	4	0.80	1	0	0.00	2	0.67
63.	Murer Loris (71)	SUI	5	28	12	42.86	25.00	3	1	0.78	4	0.80	0	0	0.00	0	0.00
64.	Leppäniemi Samuli (17)	FIN	5	24	14	58.33	21.43	3	1	0.78	4	0.80	2	1	50.00	0	0.00
65.	Reusser Janis (88)	SUI	5	12	3	25.00	66.67	2	2	0.52	4	0.80	1	1	100.00	4	1.33
66.	Malm Hugo (24)	DEN	5	16	7	43.75	28.57	2	2	0.52	4	0.80	15	4	26.67	0	0.00
67.	Jaaranen Dani (16)	FIN	5	22	8	36.36	25.00	2	2	0.52	4	0.80	15	9	60.00	0	0.00
68.	Franz Oliver (6)	AUS	5	18	12	66.67	16.67	2	2	0.52	4	0.80	42	18	42.86	0	0.00
69.	Kristoffersen Adrian Holmen (21)	NOR	5	39	13	33.33	15.38	2	2	0.52	4	0.80	4	2	50.00	2	0.67
70.	Gervasoni Matteo (22)	SUI	5	38	14	36.84	14.29	2	2	0.52	4	0.80	4	1	25.00	0	0.00
71.	Malík Matúš (77)	SVK	4	11	2	18.18	50.00	1	3	0.26	4	1.00	2	0	0.00	0	0.00
72.	Sopelana García Santiago (15)	ESP	4	11	5	45.45	20.00	1	3	0.26	4	1.00	1	0	0.00	0	0.00
73.	Tvrdoň Matúš (37)	SVK	4	11	5	45.45	20.00	1	3	0.26	4	1.00	3	0	0.00	0	0.00
74.	Teichert Julius (91)	GER	5	15	5	33.33	20.00	1	3	0.26	4	0.80	0	0	0.00	0	0.00
75.	Anderegg Timon (48)	SUI	5	22	8	36.36	12.50	1	3	0.26	4	0.80	7	3	42.86	0	0.00
76.	Schweiger Jan (73)	GER	5	22	11	50.00	9.09	1	3	0.26	4	0.80	0	0	0.00	2	0.67
77.	Hansen Fillip Engebrets (9)	NOR	4	6	3	50.00	100.00	3	0	0.78	3	0.75	2	0	0.00	2	0.67
78.	Kollár Timotej (27)	SVK	4	12	8	66.67	37.50	3	0	0.78	3	0.75	4	1	25.00	0	0.00
79.	Arnlund Sebastian (2)	SWE	5	11	8	72.73	37.50	3	0	0.78	3	0.60	0	0	0.00	0	0.00
80.	Jerup Kasper (95)	DEN	3	20	10	50.00	30.00	3	0	0.78	3	1.00	11	6	54.55	0	0.00
81.	Kalamees Matvei (25)	EST	4	17	11	64.71	27.27	3	0	0.78	3	0.75	0	0	0.00	4	1.33
82.	López De Vicuña Samuel (18)	ESP	4	11	3	27.27	66.67	2	1	0.52	3	0.75	1	0	0.00	0	0.00
83.	Leksis Kristers (18)	LAT	4	18	3	16.67	66.67	2	1	0.52	3	0.75	1	0	0.00	2	0.67
84.	van der Sar Hugh (47)	AUS	4	15	4	26.67	50.00	2	1	0.52	3	0.75	0	0	0.00	0	0.00
85.	Nadeau Nathan (22)	CAN	4	32	9	28.13	22.22	2	1	0.52	3	0.75	0	0	0.00	2	0.67
86.	Spunde Adrians (2)	LAT	4	17	9	52.94	22.22	2	1	0.52	3	0.75	2	1	50.00	0	0.00
87.	Bergman Filip (9)	CZE	5	12	4	33.33	50.00	2	1	0.52	3	0.60	0	0	0.00	0	0.00
88.	Vettensaari Joonas (7)	FIN	5	8	4	50.00	50.00	2	1	0.52	3	0.60	0	0	0.00	0	0.00
89.	Kokko Aaro (18)	FIN	5	13	6	46.15	33.33	2	1	0.52	3	0.60	0	0	0.00	0	0.00

© by Roman Koller (info@floorballstatistics.ch)

Event Statistics

Player Statistic			Games	Shots				Goals			Scorer points		Bullies			Penalties	
	Player	Team	played	Total	on Goal	% on Goal	Efficiency (%)	scored	Assists	in %	Total	pt./game	Total	won	in %	Total (min)	in %
90.	Wiencke Victor Alexander (10)	NOR	5	6	6	100.00	33.33	2	1	0.52	3	0.60	1	0	0.00	2	0.67
91.	Bager Oliver (55)	DEN	5	33	10	30.30	20.00	2	1	0.52	3	0.60	3	1	33.33	2	0.67
92.	Hedlund Linus (6)	SUI	5	39	10	25.64	20.00	2	1	0.52	3	0.60	6	2	33.33	0	0.00
93.	Jensen Victor (23)	SWE	5	33	15	45.45	13.33	2	1	0.52	3	0.60	5	1	20.00	0	0.00
94.	Dafgård Wilhelm (77)	GER	5	42	21	50.00	9.52	2	1	0.52	3	0.60	21	14	66.67	2	0.67
95.	Banders Aldis (78)	LAT	4	8	3	37.50	33.33	1	2	0.26	3	0.75	0	0	0.00	2	0.67
96.	Moora Rasmus (39)	EST	4	30	11	36.67	9.09	1	2	0.26	3	0.75	4	3	75.00	2	0.67
97.	Večl Daniel (12)	CZE	5	9	3	33.33	33.33	1	2	0.26	3	0.60	2	1	50.00	2	0.67
98.	Nørregaard Kasper (14)	DEN	5	7	5	71.43	20.00	1	2	0.26	3	0.60	0	0	0.00	0	0.00
99.	Engman Viljami (8)	FIN	5	22	7	31.82	14.29	1	2	0.26	3	0.60	0	0	0.00	0	0.00
100.	Kuznetsov Artjom (15)	EST	4	28	10	35.71	0.00	0	3	0.00	3	0.75	12	8	66.67	0	0.00
101.	Mura Matteo (6)	NED	4	12	4	33.33	0.00	0	3	0.00	3	0.75	1	0	0.00	0	0.00
102.	Craig Flynn (44)	AUS	5	3	0	0.00	0.00	0	3	0.00	3	0.60	0	0	0.00	0	0.00
103.	Ruber Šimon (11)	CZE	5	9	4	44.44	0.00	0	3	0.00	3	0.60	1	0	0.00	0	0.00
104.	Jaurakkajärvi Esa (2)	FIN	5	7	1	14.29	0.00	0	3	0.00	3	0.60	0	0	0.00	0	0.00
105.	Refsnes Sander Larsen (22)	NOR	5	5	3	60.00	0.00	0	3	0.00	3	0.60	3	2	66.67	0	0.00
106.	O'Loghlen Benjamin (25)	SWE	5	2	1	50.00	0.00	0	3	0.00	3	0.60	3	0	0.00	2	0.67
107.	Jonsson Jakob (4)	SWE	5	8	2	25.00	100.00	2	0	0.52	2	0.40	1	1	100.00	2	0.67
108.	Vallema Lasse (62)	GER	5	3	3	100.00	66.67	2	0	0.52	2	0.40	6	3	50.00	0	0.00
109.	Bürgler Dario (72)	SUI	5	12	3	25.00	66.67	2	0	0.52	2	0.40	3	1	33.33	0	0.00
110.	Surma Jerguš (81)	SVK	4	5	3	60.00	66.67	2	0	0.52	2	0.50	0	0	0.00	2	0.67
111.	Veenman-Jensen Thomas (3)	NED	4	8	4	50.00	50.00	2	0	0.52	2	0.50	0	0	0.00	10	3.33
112.	Krøgh Magnus (23)	DEN	5	8	5	62.50	40.00	2	0	0.52	2	0.40	0	0	0.00	0	0.00
113.	Niedrājs Rūdolfs (34)	LAT	4	11	6	54.55	33.33	2	0	0.52	2	0.50	7	4	57.14	0	0.00
114.	Kos Adam (17)	CZE	5	10	8	80.00	25.00	2	0	0.52	2	0.40	0	0	0.00	0	0.00
115.	Schefer Lian (97)	SUI	5	20	8	40.00	25.00	2	0	0.52	2	0.40	1	0	0.00	0	0.00
116.	Svoboda Dylan (70)	CAN	4	30	9	30.00	22.22	2	0	0.52	2	0.50	1	0	0.00	2	0.67
117.	Williams Drew (13)	CAN	4	18	13	72.22	15.38	2	0	0.52	2	0.50	0	0	0.00	0	0.00
118.	Hoogenboom Steven (19)	NED	4	23	13	56.52	15.38	2	0	0.52	2	0.50	5	4	80.00	0	0.00
119.	González Sánchez Aarón (10)	ESP	4	17	2	11.76	50.00	1	1	0.26	2	0.50	0	0	0.00	2	0.67

© by Roman Koller (info@floorballstatistics.ch)

Event Statistics

Player Statistic			Games	Shots				Goals			Scorer points		Bullies			Penalties	
	Player	Team	played	Total	on Goal	% on Goal	Efficiency (%)	scored	Assists	in %	Total	pt./game	Total	won	in %	Total (min)	in %
120.	Jorge Cobo David (11)	ESP	4	13	3	23.08	33.33	1	1	0.26	2	0.50	19	11	57.89	0	0.00
121.	Swier Pieter (24)	NED	4	6	3	50.00	33.33	1	1	0.26	2	0.50	0	0	0.00	2	0.67
122.	Potoček Matej (48)	SVK	4	5	3	60.00	33.33	1	1	0.26	2	0.50	3	0	0.00	2	0.67
123.	Räitsak Markus-Lion (27)	EST	4	18	4	22.22	25.00	1	1	0.26	2	0.50	6	4	66.67	2	0.67
124.	Tinauer Taj (12)	SLO	4	8	4	50.00	25.00	1	1	0.26	2	0.50	0	0	0.00	0	0.00
125.	Sabol Adam (16)	SVK	4	7	4	57.14	25.00	1	1	0.26	2	0.50	14	7	50.00	2	0.67
126.	Livař Matej (87)	SVK	4	10	4	40.00	25.00	1	1	0.26	2	0.50	5	3	60.00	0	0.00
127.	Huther Clement (67)	CAN	4	19	5	26.32	20.00	1	1	0.26	2	0.50	11	5	45.45	0	0.00
128.	De La Cuadra Gonzalo (31)	ESP	4	17	5	29.41	20.00	1	1	0.26	2	0.50	0	0	0.00	0	0.00
129.	Vrábel Martin (17)	SVK	4	9	5	55.56	20.00	1	1	0.26	2	0.50	1	1	100.00	0	0.00
130.	Mikluščák Valentín Pavel (47)	SVK	4	9	5	55.56	20.00	1	1	0.26	2	0.50	2	0	0.00	2	0.67
131.	Pérez Cornejo Rubén (7)	ESP	4	20	6	30.00	16.67	1	1	0.26	2	0.50	0	0	0.00	0	0.00
132.	Volk Jaka (79)	SLO	4	20	6	30.00	16.67	1	1	0.26	2	0.50	0	0	0.00	0	0.00
133.	Feigl Martin (18)	CZE	5	5	2	40.00	50.00	1	1	0.26	2	0.40	0	0	0.00	0	0.00
134.	Eide Magnus Antonsen (19)	NOR	5	2	2	100.00	50.00	1	1	0.26	2	0.40	3	0	0.00	4	1.33
135.	Ross Dylan (10)	AUS	5	9	3	33.33	33.33	1	1	0.26	2	0.40	6	1	16.67	0	0.00
136.	Holásek Lukáš (29)	CZE	5	12	3	25.00	33.33	1	1	0.26	2	0.40	0	0	0.00	0	0.00
137.	Thalmann Rovin (39)	SUI	5	9	3	33.33	33.33	1	1	0.26	2	0.40	0	0	0.00	0	0.00
138.	Wertheim Michael (4)	CZE	5	13	4	30.77	25.00	1	1	0.26	2	0.40	0	0	0.00	0	0.00
139.	Fleisch Jan (10)	SUI	5	10	4	40.00	25.00	1	1	0.26	2	0.40	0	0	0.00	0	0.00
140.	Hiltunen Joni (3)	FIN	5	12	5	41.67	20.00	1	1	0.26	2	0.40	0	0	0.00	0	0.00
141.	Hermansen Marius Faller (12)	NOR	5	10	5	50.00	20.00	1	1	0.26	2	0.40	3	1	33.33	0	0.00
142.	Bühler Nino (24)	SUI	5	19	7	36.84	14.29	1	1	0.26	2	0.40	5	3	60.00	0	0.00
143.	Šlosar Kosťantyn (2)	CZE	5	16	8	50.00	12.50	1	1	0.26	2	0.40	1	1	100.00	0	0.00
144.	Feurstein Kent (11)	AUS	5	17	9	52.94	11.11	1	1	0.26	2	0.40	0	0	0.00	4	1.33
145.	García Reñones Alejandro (13)	ESP	4	33	9	27.27	0.00	0	2	0.00	2	0.50	0	0	0.00	4	1.33
146.	Bravo Jiménez Carlos (29)	ESP	4	23	10	43.48	0.00	0	2	0.00	2	0.50	0	0	0.00	0	0.00
147.	Vanags Valdis Valters (77)	LAT	4	7	1	14.29	0.00	0	2	0.00	2	0.50	0	0	0.00	0	0.00
148.	van Langerak Bram (16)	NED	4	2	1	50.00	0.00	0	2	0.00	2	0.50	1	0	0.00	0	0.00

© by Roman Koller (info@floorballstatistics.ch)

Event Statistics

Player Statistic			Games	Shots				Goals			Scorer points		Bullies			Penalties	
	Player	Team	played	Total	on Goal	% on Goal	Efficiency (%)	scored	Assists	in %	Total	pt./game	Total	won	in %	Total (min)	in %
149.	Veenman-Jensen Jesper (38)	NED	4	17	5	29.41	0.00	0	2	0.00	2	0.50	2	0	0.00	2	0.67
150.	Hänni Mika (7)	SUI	4	4	1	25.00	0.00	0	2	0.00	2	0.50	0	0	0.00	2	0.67
151.	Wunderov Gustav (78)	DEN	5	6	2	33.33	0.00	0	2	0.00	2	0.40	0	0	0.00	0	0.00
152.	Kragerud Marcus Bang (25)	NOR	5	11	3	27.27	0.00	0	2	0.00	2	0.40	0	0	0.00	0	0.00
153.	Christen Andrin (68)	SUI	5	29	8	27.59	0.00	0	2	0.00	2	0.40	0	0	0.00	0	0.00
154.	Kürschner Janik (95)	SUI	5	11	3	27.27	0.00	0	2	0.00	2	0.40	11	7	63.64	2	0.67
155.	Wahl Lukas (15)	SWE	5	3	0	0.00	0.00	0	2	0.00	2	0.40	6	2	33.33	0	0.00
156.	Strand Albin (17)	SWE	5	11	5	45.45	0.00	0	2	0.00	2	0.40	0	0	0.00	4	1.33
157.	Kulcar Kiran (12)	AUS	5	1	1	100.00	100.00	1	0	0.26	1	0.20	0	0	0.00	0	0.00
158.	Cerny Delgado Santiago (8)	ESP	4	3	1	33.33	100.00	1	0	0.26	1	0.25	0	0	0.00	0	0.00
159.	Feichtinger Jonas (23)	GER	5	5	1	20.00	100.00	1	0	0.26	1	0.20	1	0	0.00	0	0.00
160.	Anuar Adnan (11)	SGP	4	2	1	50.00	100.00	1	0	0.26	1	0.25	3	2	66.67	0	0.00
161.	Niemack Nico (25)	SUI	2	2	1	50.00	100.00	1	0	0.26	1	0.50	0	0	0.00	2	0.67
162.	Knox Lyttle Reid (9)	AUS	5	6	2	33.33	50.00	1	0	0.26	1	0.20	0	0	0.00	0	0.00
163.	Selamat Aidil Shahrin (20)	SGP	4	2	2	100.00	50.00	1	0	0.26	1	0.25	1	0	0.00	0	0.00
164.	Kolar Maks (25)	SLO	4	6	2	33.33	50.00	1	0	0.26	1	0.25	1	1	100.00	2	0.67
165.	Maronen Markus (10)	FIN	5	6	3	50.00	33.33	1	0	0.26	1	0.20	0	0	0.00	0	0.00
166.	Fogels Artis Matīss (40)	LAT	4	5	3	60.00	33.33	1	0	0.26	1	0.25	26	14	53.85	2	0.67
167.	Kovaļovs Renārs (44)	LAT	4	6	3	50.00	33.33	1	0	0.26	1	0.25	0	0	0.00	0	0.00
168.	Bomer Gijs (2)	NED	4	9	3	33.33	33.33	1	0	0.26	1	0.25	0	0	0.00	2	0.67
169.	Chu Yi Hao, Andrae Brendan (24)	SGP	4	7	3	42.86	33.33	1	0	0.26	1	0.25	8	2	25.00	0	0.00
170.	Egli Julian (13)	SUI	5	10	3	30.00	33.33	1	0	0.26	1	0.20	3	1	33.33	0	0.00
171.	Krecháč Adam (20)	SVK	4	6	3	50.00	33.33	1	0	0.26	1	0.25	1	0	0.00	2	0.67
172.	MacQueen Thomas (8)	CAN	4	9	4	44.44	25.00	1	0	0.26	1	0.25	1	0	0.00	2	0.67
173.	Lankester Andrew (21)	CAN	4	10	4	40.00	25.00	1	0	0.26	1	0.25	0	0	0.00	2	0.67
174.	Tam Ryan (27)	CAN	4	19	4	21.05	25.00	1	0	0.26	1	0.25	0	0	0.00	0	0.00
175.	van Geel Kaj (18)	NED	4	6	4	66.67	25.00	1	0	0.26	1	0.25	0	0	0.00	4	1.33
176.	Mohammed Rafiq Qusyairie Putra Syafique (8)	SGP	4	4	4	100.00	25.00	1	0	0.26	1	0.25	1	0	0.00	0	0.00
177.	Podlipnik Aljaž (27)	SLO	4	9	4	44.44	25.00	1	0	0.26	1	0.25	0	0	0.00	0	0.00
178.	Vestlund Viggo (16)	SWE	3	7	4	57.14	25.00	1	0	0.26	1	0.33	8	5	62.50	0	0.00

© by Roman Koller (info@floorballstatistics.ch)

Event Statistics

Player Statistic			Games	Shots				Goals			Scorer points		Bullies			Penalties	
	Player	Team	played	Total	on Goal	% on Goal	Efficiency (%)	scored	Assists	in %	Total	pt./game	Total	won	in %	Total (min)	in %
179.	Hunsberger Reed (14)	CAN	4	12	5	41.67	20.00	1	0	0.26	1	0.25	0	0	0.00	4	1.33
180.	Bagín Jonáš (29)	SVK	4	9	5	55.56	20.00	1	0	0.26	1	0.25	1	0	0.00	2	0.67
181.	Pacek Marek (67)	SVK	4	10	5	50.00	20.00	1	0	0.26	1	0.25	7	5	71.43	2	0.67
182.	Westerhof Emanuel (55)	NED	4	15	6	40.00	16.67	1	0	0.26	1	0.25	5	1	20.00	2	0.67
183.	Lutmers Melvin (18)	SWE	5	12	6	50.00	16.67	1	0	0.26	1	0.20	0	0	0.00	2	0.67
184.	Lundell Joel (77)	SWE	5	17	6	35.29	16.67	1	0	0.26	1	0.20	9	3	33.33	0	0.00
185.	Betts Nate (12)	CAN	4	9	8	88.89	12.50	1	0	0.26	1	0.25	0	0	0.00	0	0.00
186.	Kukk Kert Kristjan (14)	EST	4	19	8	42.11	12.50	1	0	0.26	1	0.25	0	0	0.00	0	0.00
187.	Putniņš Linards (99)	LAT	4	20	8	40.00	12.50	1	0	0.26	1	0.25	1	1	100.00	2	0.67
188.	Wurbel Hermes Iman (7)	SGP	4	18	9	50.00	11.11	1	0	0.26	1	0.25	1	1	100.00	8	2.67
189.	Dujardín Sanz Hugo Luis (17)	ESP	4	25	10	40.00	10.00	1	0	0.26	1	0.25	2	0	0.00	2	0.67
190.	Toftebjerg Victor (28)	DEN	5	18	13	72.22	7.69	1	0	0.26	1	0.20	0	0	0.00	2	0.67
191.	Blomqvist Ian (47)	CAN	4	3	3	100.00	0.00	0	1	0.00	1	0.25	7	6	85.71	0	0.00
192.	McDonald Samson (97)	CAN	4	9	5	55.56	0.00	0	1	0.00	1	0.25	0	0	0.00	8	2.67
193.	Countway Wyatt (99)	CAN	4	16	9	56.25	0.00	0	1	0.00	1	0.25	16	8	50.00	0	0.00
194.	Aranda Figuereido Rodrigo (21)	ESP	4	6	3	50.00	0.00	0	1	0.00	1	0.25	0	0	0.00	0	0.00
195.	Kenstavičs Artis (19)	LAT	4	4	1	25.00	0.00	0	1	0.00	1	0.25	2	1	50.00	0	0.00
196.	Dūmiņš Kārlis (51)	LAT	4	6	4	66.67	0.00	0	1	0.00	1	0.25	3	1	33.33	2	0.67
197.	Peters Ot (27)	NED	4	0	0	0.00	0.00	0	1	0.00	1	0.25	0	0	0.00	0	0.00
198.	Masrezwan Irfan Aniq (17)	SGP	4	28	8	28.57	0.00	0	1	0.00	1	0.25	3	1	33.33	0	0.00
199.	Teoh Ethan, Ee Choon (30)	SGP	4	15	5	33.33	0.00	0	1	0.00	1	0.25	1	1	100.00	0	0.00
200.	Ngu Darryl, Yue Xun (73)	SGP	4	3	1	33.33	0.00	0	1	0.00	1	0.25	1	0	0.00	2	0.67
201.	Zulkiflee Danish Adammika (77)	SGP	4	7	2	28.57	0.00	0	1	0.00	1	0.25	2	1	50.00	0	0.00
202.	Drnovšek Gašper (3)	SLO	4	9	5	55.56	0.00	0	1	0.00	1	0.25	0	0	0.00	0	0.00
203.	Ahac Petrič (8)	SLO	4	12	4	33.33	0.00	0	1	0.00	1	0.25	1	1	100.00	0	0.00
204.	Zima Tai (24)	SLO	4	3	0	0.00	0.00	0	1	0.00	1	0.25	1	1	100.00	0	0.00
205.	Kopejtko Samuel (18)	SVK	4	16	5	31.25	0.00	0	1	0.00	1	0.25	6	4	66.67	0	0.00
206.	Jonek Pavol (41)	SVK	4	4	0	0.00	0.00	0	1	0.00	1	0.25	0	0	0.00	0	0.00
207.	Skett Alexander (15)	AUS	5	18	10	55.56	0.00	0	1	0.00	1	0.20	0	0	0.00	0	0.00
208.	Meyer Samuel (80)	AUS	5	1	1	100.00	0.00	0	1	0.00	1	0.20	0	0	0.00	2	0.67

© by Roman Koller (info@floorballstatistics.ch)

Event Statistics

Player Statistic			Games	Shots				Goals			Scorer points		Bullies			Penalties	
	Player	Team	played	Total	on Goal	% on Goal	Efficiency (%)	scored	Assists	in %	Total	pt./game	Total	won	in %	Total (min)	in %
209.	Hviid Gustav (77)	DEN	5	7	5	71.43	0.00	0	1	0.00	1	0.20	2	2	100.00	0	0.00
210.	Hannula Eino (34)	FIN	5	4	1	25.00	0.00	0	1	0.00	1	0.20	2	2	100.00	0	0.00
211.	Heinrich Hannes (8)	GER	5	4	2	50.00	0.00	0	1	0.00	1	0.20	12	8	66.67	0	0.00
212.	De Zwaan Noah (33)	GER	5	8	4	50.00	0.00	0	1	0.00	1	0.20	1	0	0.00	0	0.00
213.	Espe Gard Gabriel (5)	NOR	5	8	4	50.00	0.00	0	1	0.00	1	0.20	2	1	50.00	2	0.67
214.	Delebekk Theodor Anders (13)	NOR	5	2	1	50.00	0.00	0	1	0.00	1	0.20	6	1	16.67	0	0.00
215.	Swahn Mathias Solberg (17)	NOR	5	5	2	40.00	0.00	0	1	0.00	1	0.20	18	7	38.89	0	0.00
216.	Baltzersen Sander Olai Fries (18)	NOR	5	5	0	0.00	0.00	0	1	0.00	1	0.20	0	0	0.00	2	0.67
217.	Meier Jhonan (18)	SUI	5	15	5	33.33	0.00	0	1	0.00	1	0.20	6	2	33.33	0	0.00
218.	Kalldin Ludvig (10)	SWE	5	16	5	31.25	0.00	0	1	0.00	1	0.20	9	6	66.67	0	0.00
219.	Nyrén Oliwer (87)	SWE	5	23	10	43.48	0.00	0	1	0.00	1	0.20	4	2	50.00	0	0.00
220.	Marie-Soong Oliver (7)	AUS	5	2	1	50.00	0.00	0	0	0.00	0	0.00	0	0	0.00	0	0.00
221.	Wallace Piran (14)	AUS	1	0	0	0.00	0.00	0	0	0.00	0	0.00	0	0	0.00	0	0.00
222.	Balamurugan Gautham (16)	AUS	5	3	0	0.00	0.00	0	0	0.00	0	0.00	0	0	0.00	0	0.00
223.	McKinsley Jacob (27)	AUS	5	0	0	0.00	0.00	0	0	0.00	0	0.00	0	0	0.00	2	0.67
224.	Crofts Callum (42)	AUS	5	1	1	100.00	0.00	0	0	0.00	0	0.00	0	0	0.00	0	0.00
225.	Rawlins Edward (71)	AUS	5	13	2	15.38	0.00	0	0	0.00	0	0.00	1	0	0.00	2	0.67
226.	Shreve Ty (17)	CAN	4	1	0	0.00	0.00	0	0	0.00	0	0.00	0	0	0.00	0	0.00
227.	Chambers Ian (55)	CAN	4	9	3	33.33	0.00	0	0	0.00	0	0.00	0	0	0.00	0	0.00
228.	Thiessen Tate (83)	CAN	4	2	2	100.00	0.00	0	0	0.00	0	0.00	0	0	0.00	0	0.00
229.	Svoboda Matthew (87)	CAN	4	2	0	0.00	0.00	0	0	0.00	0	0.00	1	0	0.00	0	0.00
230.	Tomášek Ferdinand (13)	CZE	5	3	0	0.00	0.00	0	0	0.00	0	0.00	0	0	0.00	0	0.00
231.	Grézl Daniel (28)	CZE	5	7	3	42.86	0.00	0	0	0.00	0	0.00	3	0	0.00	0	0.00
232.	Lunddahl Mathiassen Osvald (3)	DEN	5	4	2	50.00	0.00	0	0	0.00	0	0.00	26	12	46.15	4	1.33
233.	Skovbo Oliver (9)	DEN	5	13	5	38.46	0.00	0	0	0.00	0	0.00	13	3	23.08	0	0.00
234.	Friis-Elkjær Hugo (11)	DEN	5	9	3	33.33	0.00	0	0	0.00	0	0.00	1	1	100.00	0	0.00
235.	Hou Bagge Mads (38)	DEN	2	1	0	0.00	0.00	0	0	0.00	0	0.00	1	0	0.00	0	0.00
236.	Bendsen Anton (42)	DEN	5	4	0	0.00	0.00	0	0	0.00	0	0.00	0	0	0.00	0	0.00
237.	Sundquist Linus (83)	DEN	5	3	0	0.00	0.00	0	0	0.00	0	0.00	0	0	0.00	0	0.00
238.	Blas López Héctor (12)	ESP	4	11	5	45.45	0.00	0	0	0.00	0	0.00	0	0	0.00	0	0.00

© by Roman Koller (info@floorballstatistics.ch)

Event Statistics

Player Statistic			Games	Shots				Goals			Scorer points		Bullies			Penalties	
	Player	Team	played	Total	on Goal	% on Goal	Efficiency (%)	scored	Assists	in %	Total	pt./game	Total	won	in %	Total (min)	in %
239.	Doval Gómez Iván (19)	ESP	4	5	1	20.00	0.00	0	0	0.00	0	0.00	0	0	0.00	0	0.00
240.	Garde Jiménez Diego (77)	ESP	4	10	5	50.00	0.00	0	0	0.00	0	0.00	1	0	0.00	0	0.00
241.	Villig Mart (3)	EST	4	2	0	0.00	0.00	0	0	0.00	0	0.00	0	0	0.00	0	0.00
242.	Suurtalu Sander (6)	EST	4	4	0	0.00	0.00	0	0	0.00	0	0.00	0	0	0.00	0	0.00
243.	Timmusk Sander (12)	EST	4	5	1	20.00	0.00	0	0	0.00	0	0.00	2	1	50.00	0	0.00
244.	Tera Ott (16)	EST	4	1	0	0.00	0.00	0	0	0.00	0	0.00	0	0	0.00	0	0.00
245.	Pehka Andreas (19)	EST	4	16	4	25.00	0.00	0	0	0.00	0	0.00	1	0	0.00	2	0.67
246.	Rosin Marek (24)	EST	4	28	7	25.00	0.00	0	0	0.00	0	0.00	0	0	0.00	2	0.67
247.	Rande Gregor (29)	EST	4	2	1	50.00	0.00	0	0	0.00	0	0.00	0	0	0.00	2	0.67
248.	Salm Gustav (44)	EST	4	1	1	100.00	0.00	0	0	0.00	0	0.00	1	0	0.00	0	0.00
249.	Hugo Jusar (47)	EST	4	5	1	20.00	0.00	0	0	0.00	0	0.00	0	0	0.00	0	0.00
250.	Viitikka Oskari (20)	FIN	5	1	1	100.00	0.00	0	0	0.00	0	0.00	0	0	0.00	2	0.67
251.	Kappler Julian (5)	GER	5	3	2	66.67	0.00	0	0	0.00	0	0.00	0	0	0.00	0	0.00
252.	Hofer Simon (17)	GER	5	10	4	40.00	0.00	0	0	0.00	0	0.00	0	0	0.00	0	0.00
253.	Fischer Lasse (24)	GER	5	6	4	66.67	0.00	0	0	0.00	0	0.00	0	0	0.00	4	1.33
254.	Leyhe Levin (53)	GER	5	0	0	0.00	0.00	0	0	0.00	0	0.00	0	0	0.00	0	0.00
255.	Pētersons Toms (14)	LAT	4	4	0	0.00	0.00	0	0	0.00	0	0.00	0	0	0.00	0	0.00
256.	Rudzīts Gustavs (20)	LAT	4	5	3	60.00	0.00	0	0	0.00	0	0.00	0	0	0.00	0	0.00
257.	Ābele Roberts (22)	LAT	4	3	0	0.00	0.00	0	0	0.00	0	0.00	0	0	0.00	0	0.00
258.	Maklers Rūdolfs Dāvis (23)	LAT	4	4	1	25.00	0.00	0	0	0.00	0	0.00	0	0	0.00	0	0.00
259.	Nazarovs Lauris (27)	LAT	4	1	0	0.00	0.00	0	0	0.00	0	0.00	1	0	0.00	0	0.00
260.	Buhrots Hugo (30)	LAT	4	2	2	100.00	0.00	0	0	0.00	0	0.00	0	0	0.00	0	0.00
261.	Onland Wes (15)	NED	4	0	0	0.00	0.00	0	0	0.00	0	0.00	2	2	100.00	0	0.00
262.	Oostenbrug Maarten (20)	NED	4	0	0	0.00	0.00	0	0	0.00	0	0.00	1	0	0.00	0	0.00
263.	Evers Finn (29)	NED	4	2	1	50.00	0.00	0	0	0.00	0	0.00	15	6	40.00	0	0.00
264.	van der Berg Ingo (35)	NED	4	2	1	50.00	0.00	0	0	0.00	0	0.00	0	0	0.00	0	0.00
265.	van Hoorn Thijs (81)	NED	4	8	4	50.00	0.00	0	0	0.00	0	0.00	0	0	0.00	0	0.00
266.	Høgåsen Andreas Storchi (2)	NOR	5	4	3	75.00	0.00	0	0	0.00	0	0.00	0	0	0.00	0	0.00
267.	Haraldsen Espen Kalin (7)	NOR	5	11	4	36.36	0.00	0	0	0.00	0	0.00	1	1	100.00	0	0.00
268.	Bratten Tobias (11)	NOR	5	5	1	20.00	0.00	0	0	0.00	0	0.00	3	0	0.00	0	0.00
269.	Frilseth Noah Hyggen (20)	NOR	5	2	0	0.00	0.00	0	0	0.00	0	0.00	0	0	0.00	0	0.00

© by Roman Koller (info@floorballstatistics.ch)

Event Statistics

Player Statistic			Games	Shots				Goals			Scorer points		Bullies			Penalties	
	Player	Team	played	Total	on Goal	% on Goal	Efficiency (%)	scored	Assists	in %	Total	pt./game	Total	won	in %	Total (min)	in %
270.	Shaik Fareed Mohamad Haasiq (3)	SGP	4	5	1	20.00	0.00	0	0	0.00	0	0.00	6	1	16.67	12	4.00
271.	Budiman Matthew (25)	SGP	4	6	3	50.00	0.00	0	0	0.00	0	0.00	0	0	0.00	0	0.00
272.	Muhammad Adam Akief (29)	SGP	4	3	1	33.33	0.00	0	0	0.00	0	0.00	0	0	0.00	0	0.00
273.	Tan Guan Hong Jayden (34)	SGP	4	4	1	25.00	0.00	0	0	0.00	0	0.00	0	0	0.00	0	0.00
274.	Koh Kayden, Shao Jun (68)	SGP	3	0	0	0.00	0.00	0	0	0.00	0	0.00	0	0	0.00	0	0.00
275.	Liang Jeremiah, Yong Jie (71)	SGP	4	4	1	25.00	0.00	0	0	0.00	0	0.00	2	0	0.00	0	0.00
276.	Ang Azel Chen Xi (90)	SGP	1	0	0	0.00	0.00	0	0	0.00	0	0.00	0	0	0.00	0	0.00
277.	Jakopič Jaka (2)	SLO	4	7	6	85.71	0.00	0	0	0.00	0	0.00	5	2	40.00	0	0.00
278.	Razingar Ažbe (15)	SLO	4	1	0	0.00	0.00	0	0	0.00	0	0.00	0	0	0.00	0	0.00
279.	Triler Miha (18)	SLO	4	3	1	33.33	0.00	0	0	0.00	0	0.00	7	4	57.14	0	0.00
280.	Kolenko Martin (19)	SLO	2	0	0	0.00	0.00	0	0	0.00	0	0.00	0	0	0.00	0	0.00
281.	Ulčar Vid (30)	SLO	4	8	5	62.50	0.00	0	0	0.00	0	0.00	5	3	60.00	0	0.00
282.	Stanovnik Timon (33)	SLO	4	2	1	50.00	0.00	0	0	0.00	0	0.00	0	0	0.00	0	0.00
283.	Mathis Sebastian (4)	SUI	5	8	1	12.50	0.00	0	0	0.00	0	0.00	0	0	0.00	4	1.33
284.	Reich Kimmo (8)	SUI	3	3	1	33.33	0.00	0	0	0.00	0	0.00	0	0	0.00	4	1.33
285.	Burri Cédric (66)	SUI	1	2	1	50.00	0.00	0	0	0.00	0	0.00	2	2	100.00	0	0.00
286.	Hocevar Nicola (77)	SUI	4	14	2	14.29	0.00	0	0	0.00	0	0.00	9	6	66.67	0	0.00
287.	Valent Matej (12)	SVK	4	2	2	100.00	0.00	0	0	0.00	0	0.00	3	1	33.33	0	0.00
288.	Kušnárik Martin (44)	SVK	4	0	0	0.00	0.00	0	0	0.00	0	0.00	0	0	0.00	0	0.00
289.	Pauhof Tobias (96)	SVK	4	8	3	37.50	0.00	0	0	0.00	0	0.00	0	0	0.00	0	0.00
290.	Cilijak Tomáš (99)	SVK	4	0	0	0.00	0.00	0	0	0.00	0	0.00	4	0	0.00	0	0.00
291.	Östby Erik (3)	SWE	1	3	2	66.67	0.00	0	0	0.00	0	0.00	0	0	0.00	0	0.00
292.	Nording Hugo (26)	SWE	5	6	3	50.00	0.00	0	0	0.00	0	0.00	0	0	0.00	0	0.00
293.	Nilsson Felix (99)	SWE	5	9	3	33.33	0.00	0	0	0.00	0	0.00	0	0	0.00	0	0.00
				4102	**1745**	**42.54**	**21.95**	**383**					**995**			**278**	

Sorted by:

1st scorer points

2nd scorer points per game

3rd goals scored

© by Roman Koller (info@floorballstatistics.ch)

Event Statistics

4th efficiency

© by Roman Koller (info@floorballstatistics.ch)

Event Statistics

			Defense					Goal received											
		Total	Body	Foot/Leg	Hand/Arm	Helmet	**Total**	behind the goal	between legs	distracted	missed	movement	no reaction	play around	transferred	**Total**	**Total**	**Saves**	**Saves in %**
71 Miroslav Kovařík			16	13	19	1	**49**			1	1	4			3	**9**	**58**	**49**	**84.48**
19 Maroš Giba			26	15	23	2	**66**		1		9	4		2		**16**	**82**	**66**	**80.49**
35 Aapo Seppälä			17	14	16	1	**48**				6	4	1			**11**	**59**	**48**	**81.36**
35 Kristoffer Holth	1	**1**	21	18	49	3	**91**		1		4	5		2	1	**13**	**105**	**92**	**87.62**
32 Henrijs Gustavs Magons			18	17	20	1	**56**	1			8	5		1	3	**18**	**74**	**56**	**75.68**
1 Marius Klausen Johansen			10	5	20	2	**37**				4	3	1	1	1	**10**	**47**	**37**	**78.72**
1 Vitus Kuskegaard			9	5	12		**26**			2	8	4		1	1	**16**	**42**	**26**	**61.90**
29 Rasmus Hedberg			10	8	14		**32**		1		2	3	2	2	2	**12**	**44**	**32**	**72.73**
88 Rasmus Høegh Mortensen			13	17	28	2	**60**		1		18	3		1	5	**28**	**88**	**60**	**68.18**
56 Liam Juhlin			10	9	11	1	**31**		1		4	3	2		1	**11**	**42**	**31**	**73.81**
30 Ilja Brunner			1	4	5		**10**				1	4	2		1	**8**	**18**	**10**	**55.56**
29 Yves Walliser			13	8	13		**34**		1		4	5	1	1	1	**13**	**47**	**34**	**72.34**
33 Peter Bretz			6	5	9		**20**				6	1			3	**10**	**30**	**20**	**66.67**
90 Lev Kliment			4	2	5		**11**				3					**3**	**14**	**11**	**78.57**
31 Joni Eskelinen			1	4	6		**11**			1	3					**4**	**15**	**11**	**73.33**
21 Angus Campbell			13	5	26	1	**45**		1	1	9	8	1		4	**24**	**69**	**45**	**65.22**
99 Kilian Meyberg			17	8	23	2	**50**				6	3		1	5	**15**	**65**	**50**	**76.92**
44 Fabian Walther			16	14	17	2	**49**				4	7			2	**13**	**62**	**49**	**79.03**
18 Haresh Chandrasegaran			5	7	11		**23**				2	3	1		1	**7**	**30**	**23**	**76.67**
88 Ilja van Geel			21	14	37	4	**76**			1	7	1			3	**12**	**88**	**76**	**86.36**
75 Joel Jiménez Fernández			12	8	15	2	**37**				4	1			1	**6**	**43**	**37**	**86.05**
11 Julien Huther			6	10	11		**27**				6	2			4	**12**	**39**	**27**	**69.23**
70 Joshua Zachary, Pei Rui Pang			14	22	28		**64**				9	6		2	1	**18**	**82**	**64**	**78.05**
77 Luka Noč			24	10	49	3	**86**	1		2	6	7			3	**19**	**105**	**86**	**81.90**

© by Roman Koller (info@floorballstatistics.ch)

Event Statistics

1 Finn Höfer			11	7	13	1	**32**			1	5	4			1	**11**	**43**	**32**	**74.42**
99 Ruben Hazelhoff Roelfzema			3	3	1		**7**								1	**1**	**8**	**7**	**87.50**
1 Kaspar Jaan Heljand			16	22	26	1	**65**				3	7	1		2	**13**	**78**	**65**	**83.33**
25 Ryan Prentice			20	15	25	3	**63**				3	4			1	**8**	**71**	**63**	**88.73**
1 Pablo Barrado Alonso			7	3	21	1	**32**				6	3		1	2	**12**	**44**	**32**	**72.73**
31 Martin Rosin			13	5	12		**30**		1		2	2		1	1	**7**	**37**	**30**	**81.08**
Total	**1**	**1**	**373**	**297**	**565**	**33**	**1268**	**2**	**8**	**9**	**153**	**106**	**12**	**16**	**54**	**360**	**1629**	**1269**	**77.90**

© by Roman Koller (info@floorballstatistics.ch)

Event Statistics

	Defense					Goal received							
	Body	Foot/Leg	Hand/Arm	Helmet	**Total**	distracted	missed	movement	transferred	**Total**	**Total**	**Saves**	**Saves in %**
71 Miroslav Kovařík	16	13	19	1	**49**	1	1	4	3	**9**	**58**	**49**	**84.48**
Total	**16**	**13**	**19**	**1**	**49**	**1**	**1**	**4**	**3**	**9**	**58**	**49**	**84.48**

Shots and Saves

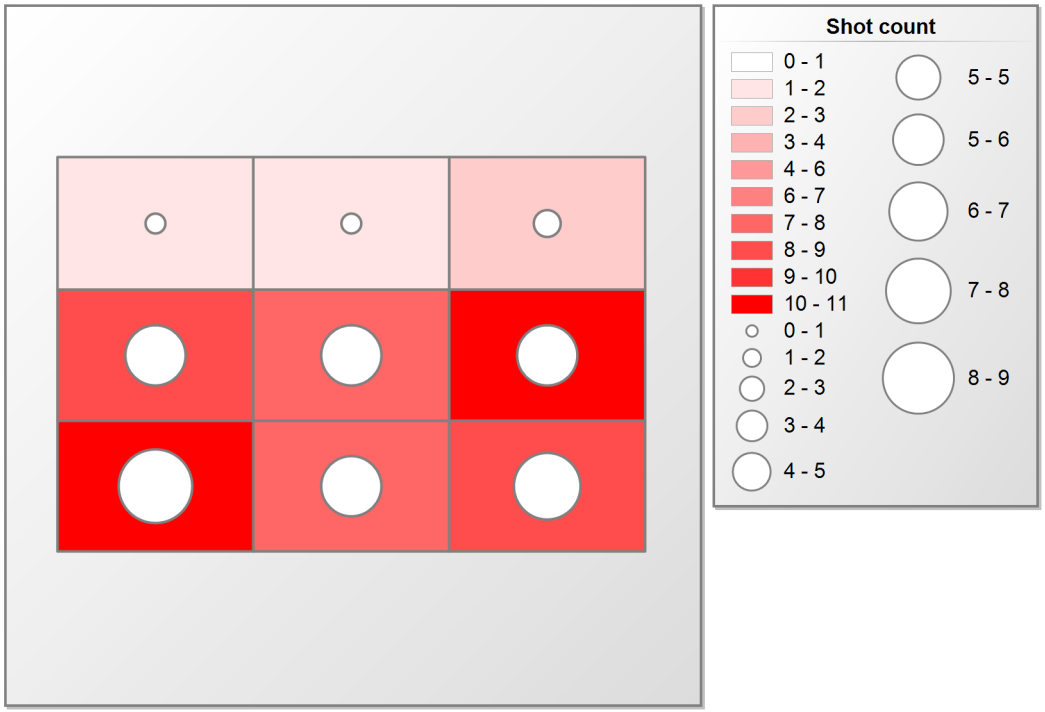

received Goals and shots

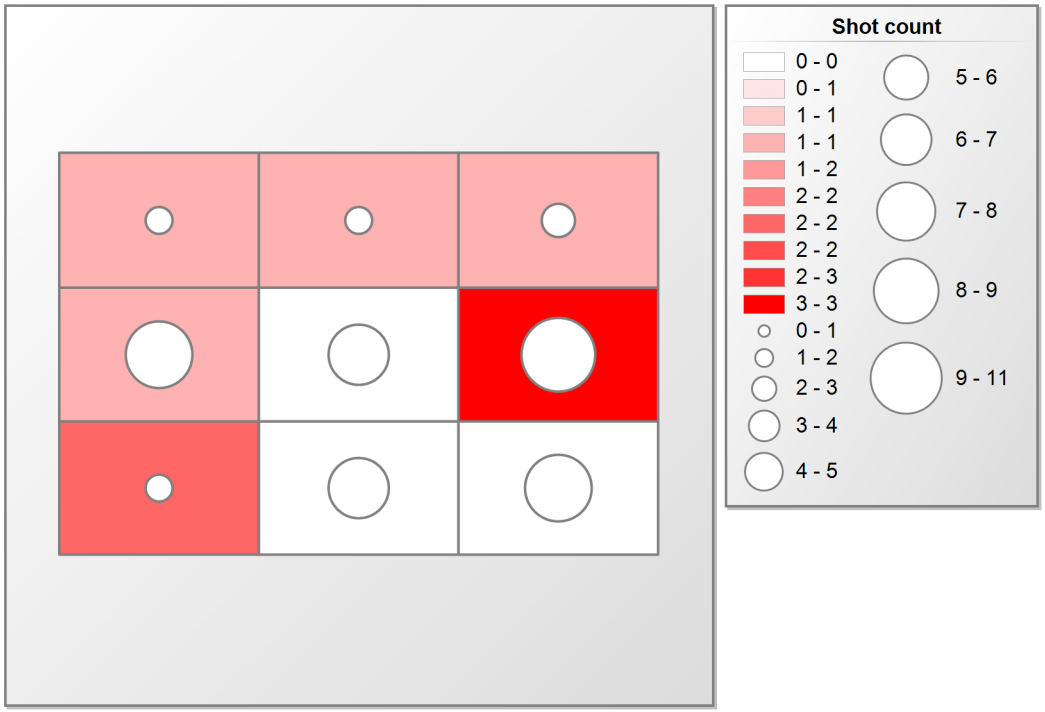

© by Roman Koller (info@floorballstatistics.ch)

Event Statistics

	Defense					Goal received							
	Body	Foot/Leg	Hand/Arm	Helmet	**Total**	between legs	missed	movement	play around	**Total**	**Total**	**Saves**	**Saves in %**
19 Maroš Giba	26	15	23	2	**66**	1	9	4	2	**16**	**82**	**66**	**80.49**
Total	**26**	**15**	**23**	**2**	**66**	**1**	**9**	**4**	**2**	**16**	**82**	**66**	**80.49**

Shots and Saves

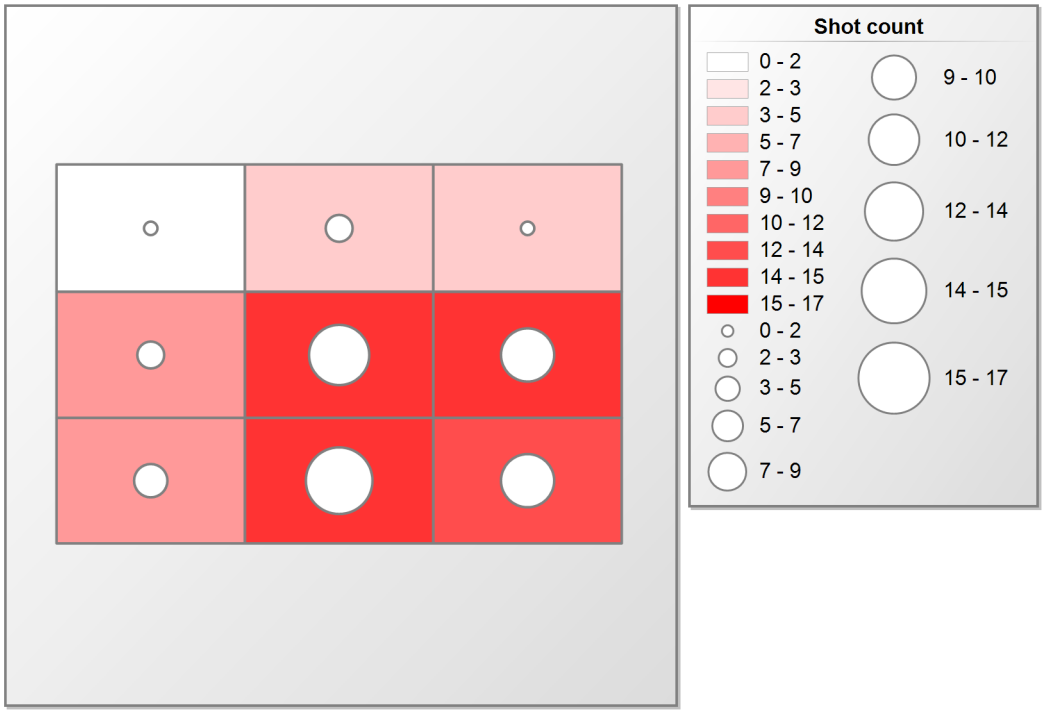

received Goals and shots

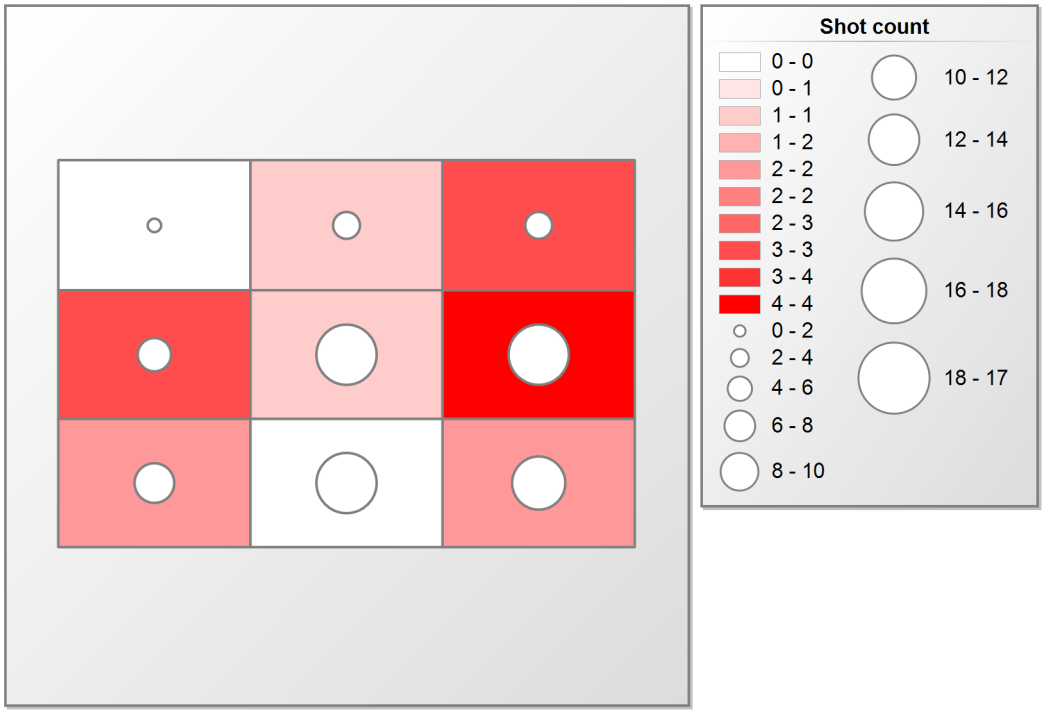

© by Roman Koller (info@floorballstatistics.ch)

Event Statistics

	Defense					Goal received						
	Body	Foot/Leg	Hand/Arm	Helmet	**Total**	missed	movement	no reaction	**Total**	**Total**	**Saves**	**Saves in %**
35 Aapo Seppälä	17	14	16	1	**48**	6	4	1	**11**	**59**	**48**	**81.36**
Total	**17**	**14**	**16**	**1**	**48**	**6**	**4**	**1**	**11**	**59**	**48**	**81.36**

Shots and Saves

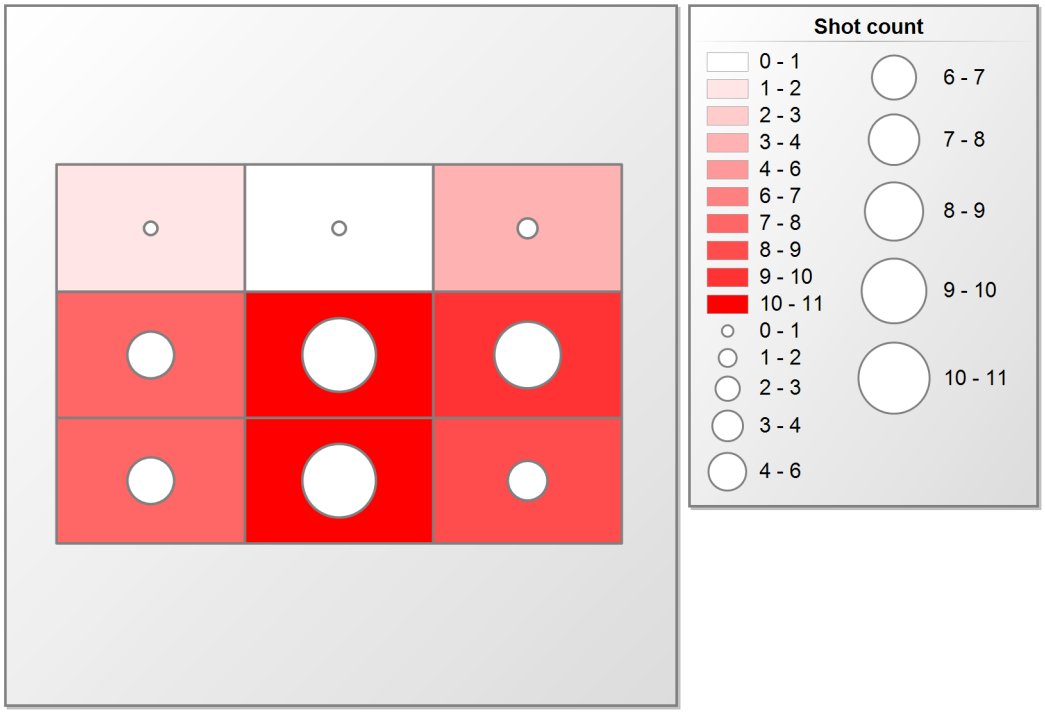

received Goals and shots

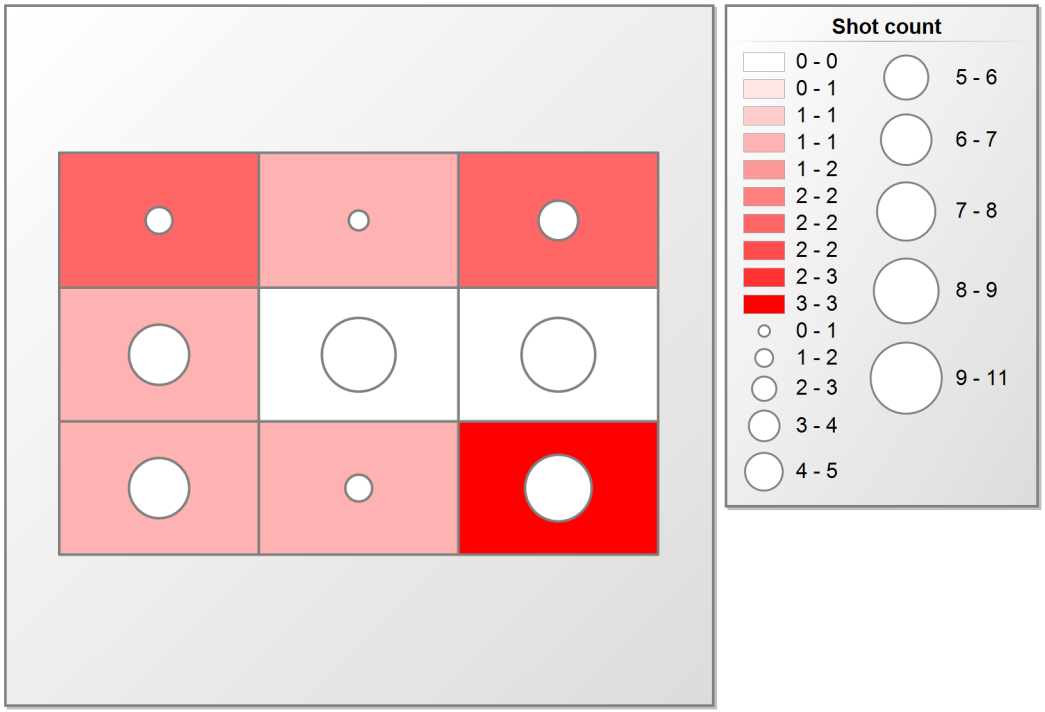

© by Roman Koller (info@floorballstatistics.ch)

Event Statistics

			Defense					Goal received								
		Total	Body	Foot/Leg	Hand/Arm	Helmet	**Total**	between legs	missed	movement	play around	transferred	**Total**	**Total**	**Saves**	**Saves in %**
35 Kristoffer Holth	1	**1**	21	18	49	3	**91**	1	4	5	2	1	**13**	**105**	**92**	**87.62**
Total	**1**	**1**	**21**	**18**	**49**	**3**	**91**	**1**	**4**	**5**	**2**	**1**	**13**	**105**	**92**	**87.62**

Shots and Saves

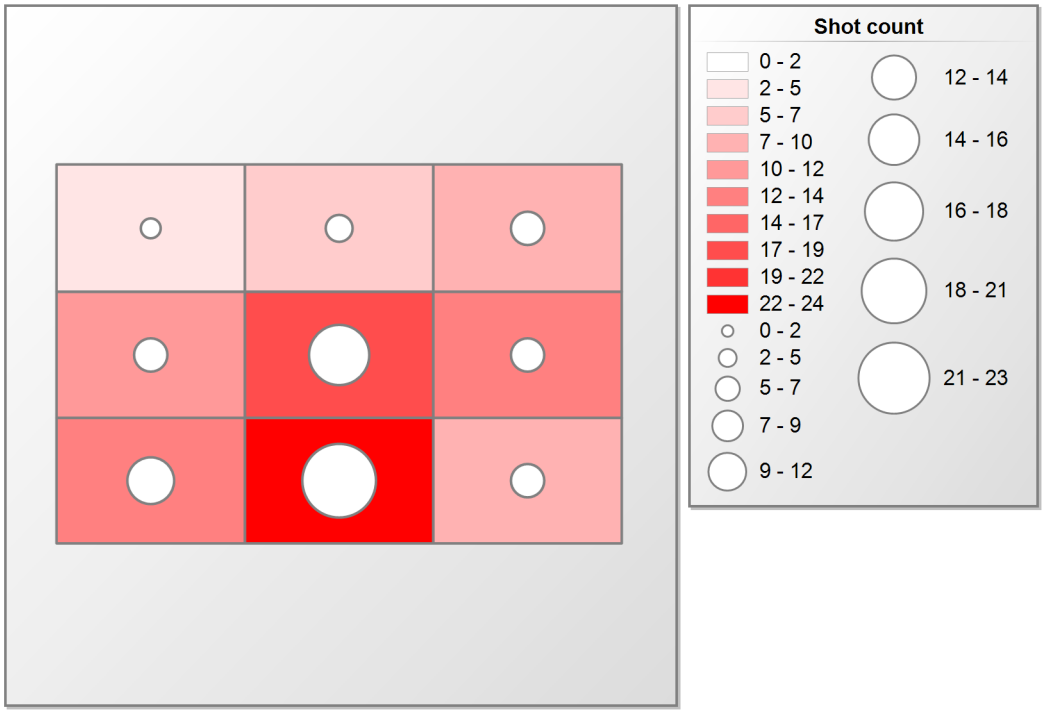

received Goals and shots

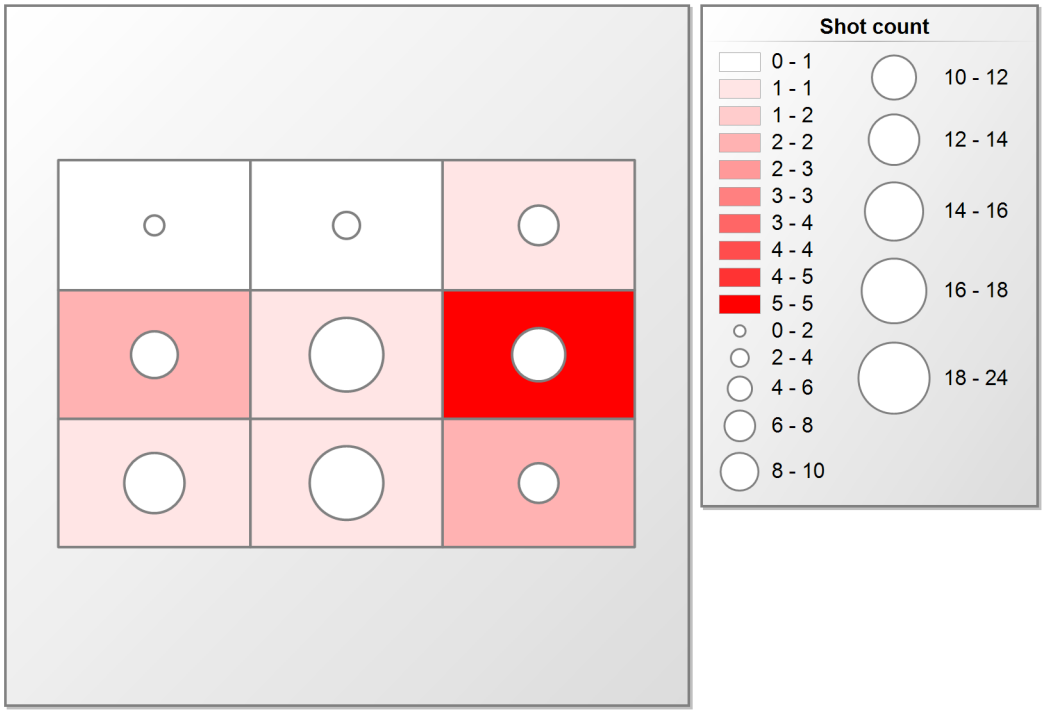

© by Roman Koller (info@floorballstatistics.ch)

Event Statistics

	Defense					Goal received								
	Body	Foot/Leg	Hand/Arm	Helmet	**Total**	behind the goal	missed	movement	play around	transferred	**Total**	**Total**	**Saves**	**Saves in %**
32 Henrijs Gustavs Magons	18	17	20	1	**56**	1	8	5	1	3	**18**	**74**	**56**	**75.68**
Total	**18**	**17**	**20**	**1**	**56**	**1**	**8**	**5**	**1**	**3**	**18**	**74**	**56**	**75.68**

Shots and Saves

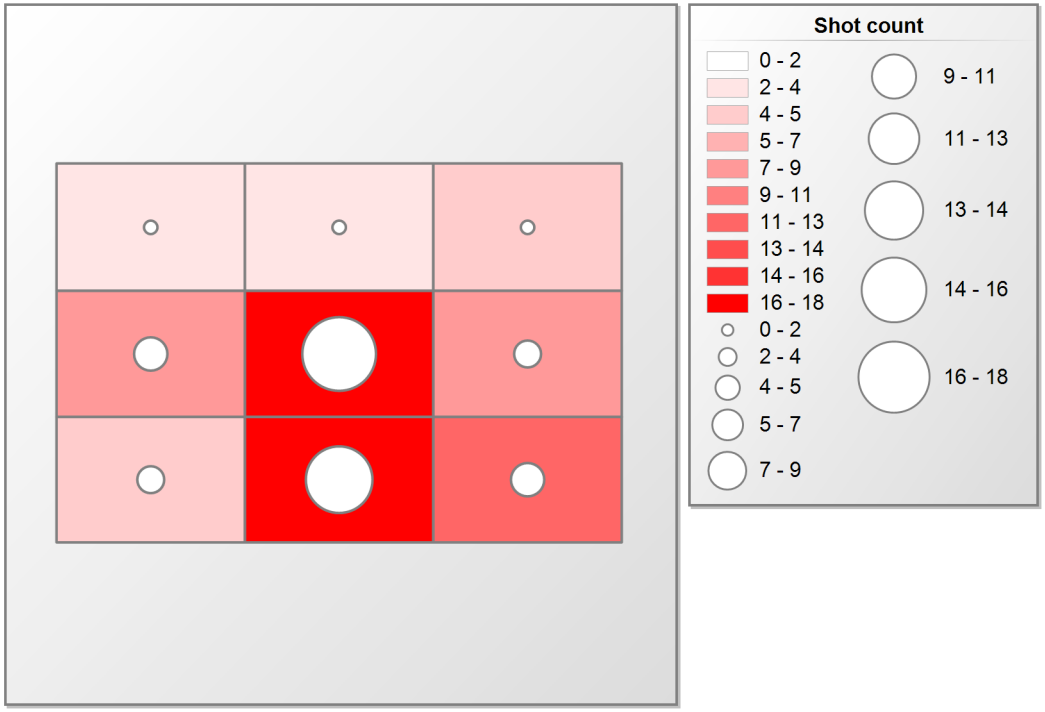

received Goals and shots

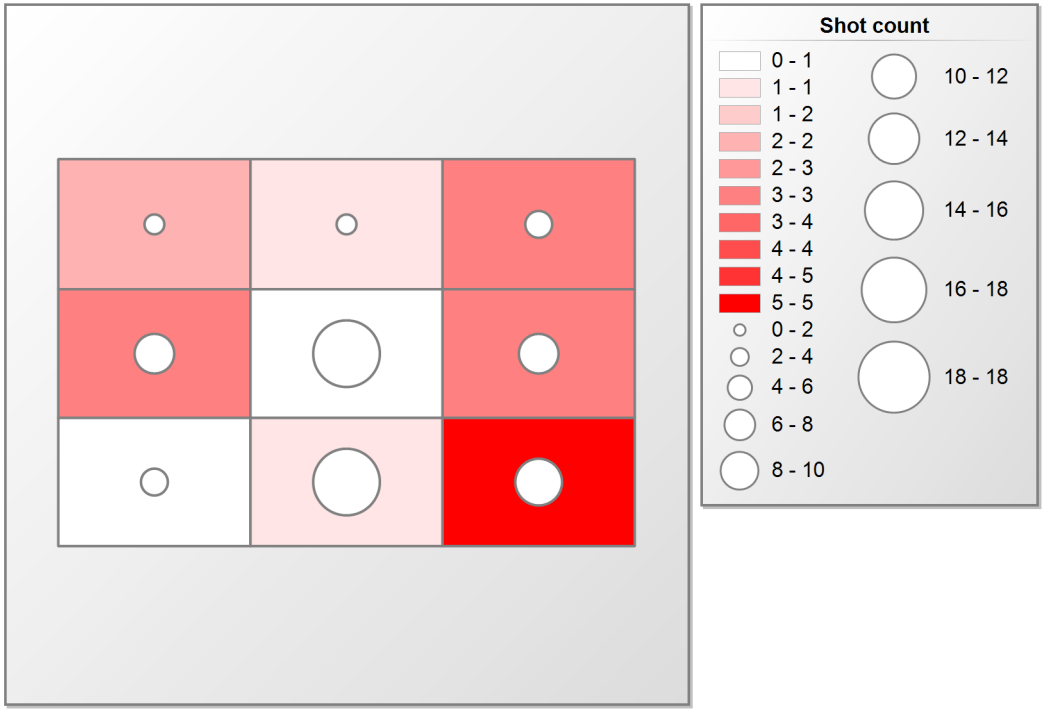

© by Roman Koller (info@floorballstatistics.ch)

Event Statistics

	Defense					Goal received								
	Body	Foot/Leg	Hand/Arm	Helmet	**Total**	missed	movement	no reaction	play around	transferred	**Total**	**Total**	**Saves**	**Saves in %**
1 Marius Klausen Johansen	10	5	20	2	**37**	4	3	1	1	1	**10**	**47**	**37**	**78.72**
Total	**10**	**5**	**20**	**2**	**37**	**4**	**3**	**1**	**1**	**1**	**10**	**47**	**37**	**78.72**

Shots and Saves

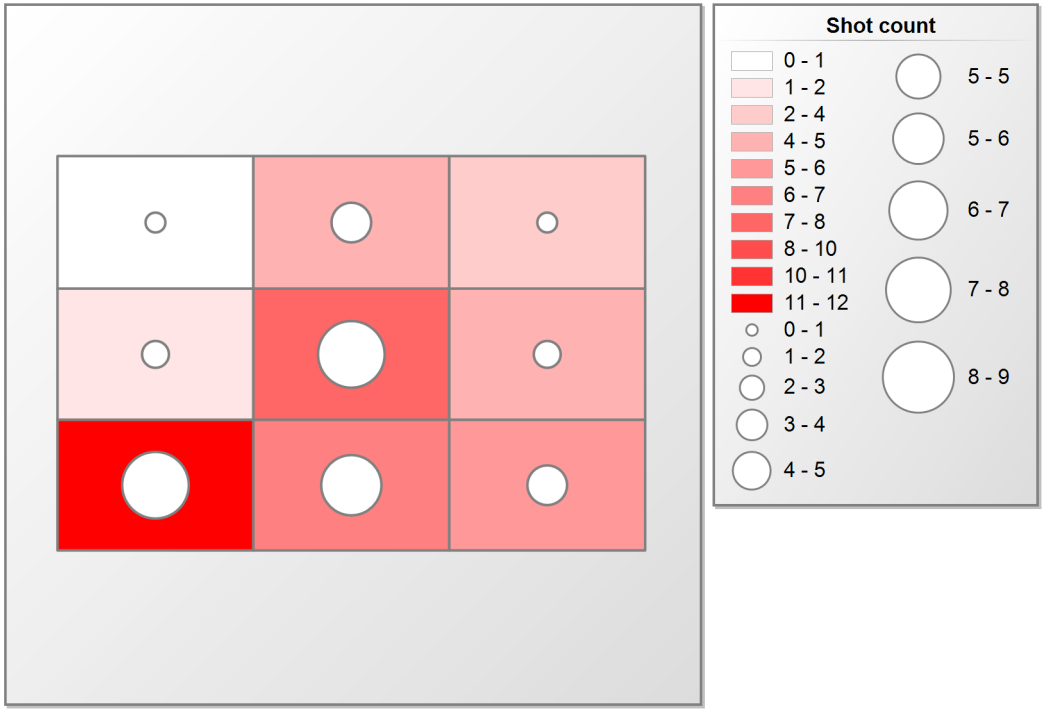

received Goals and shots

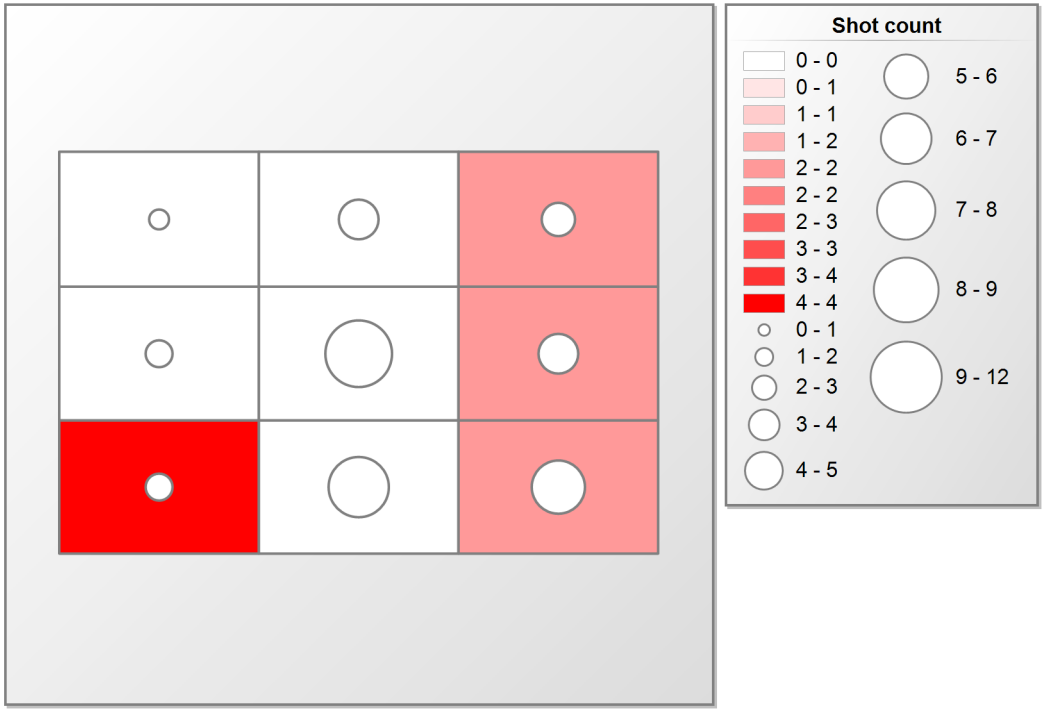

© by Roman Koller (info@floorballstatistics.ch)

Event Statistics

	Defense				Goal received								
	Body	Foot/Leg	Hand/Arm	**Total**	distracted	missed	movement	play around	transferred	**Total**	**Total**	**Saves**	**Saves in %**
1 Vitus Kuskegaard	9	5	12	**26**	2	8	4	1	1	**16**	**42**	**26**	**61.90**
Total	**9**	**5**	**12**	**26**	**2**	**8**	**4**	**1**	**1**	**16**	**42**	**26**	**61.90**

Shots and Saves

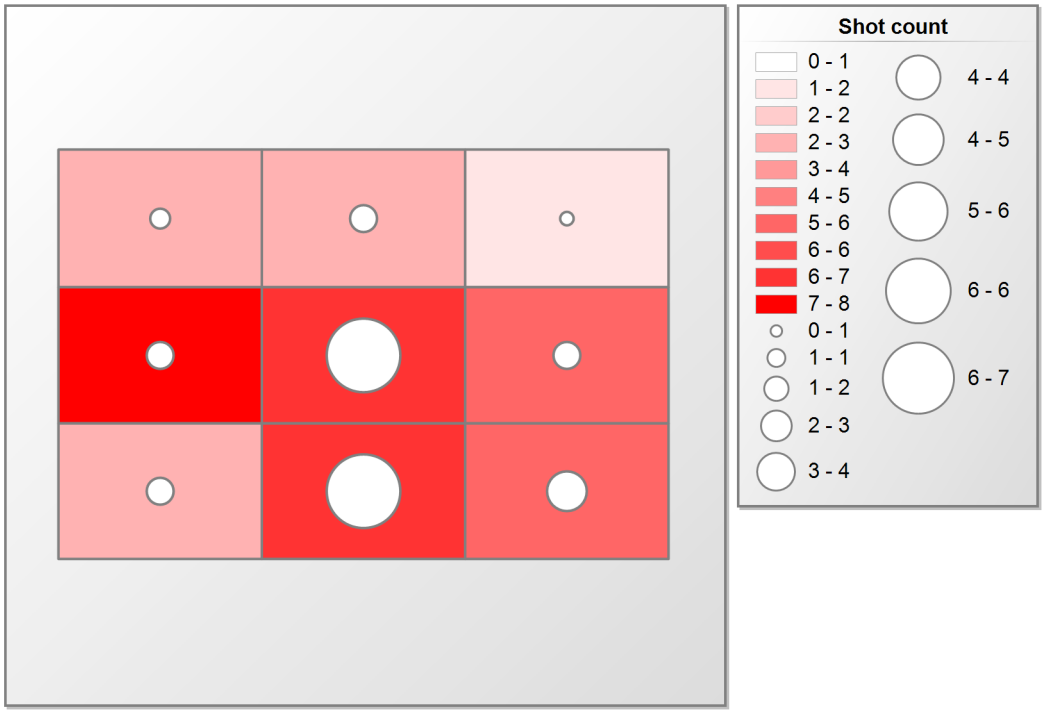

received Goals and shots

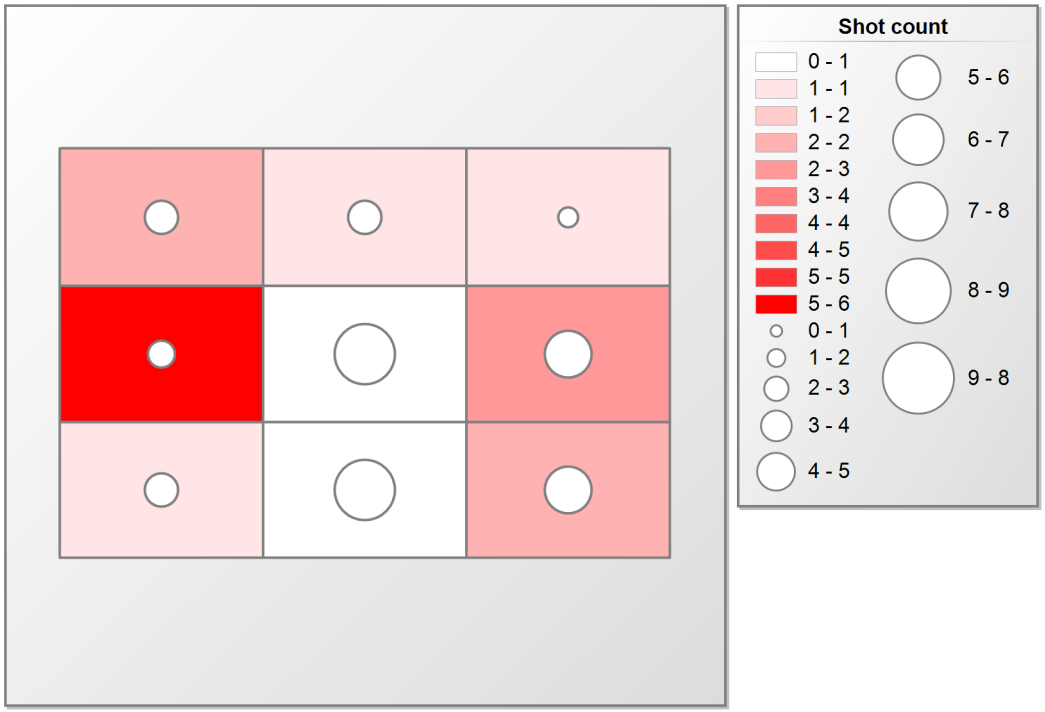

© by Roman Koller (info@floorballstatistics.ch)

Event Statistics

	Defense				Goal received									
	Body	Foot/Leg	Hand/Arm	**Total**	between legs	missed	movement	no reaction	play around	transferred	**Total**	**Total**	**Saves**	**Saves in %**
29 Rasmus Hedberg	10	8	14	**32**	1	2	3	2	2	2	**12**	**44**	**32**	**72.73**
Total	**10**	**8**	**14**	**32**	**1**	**2**	**3**	**2**	**2**	**2**	**12**	**44**	**32**	**72.73**

Shots and Saves

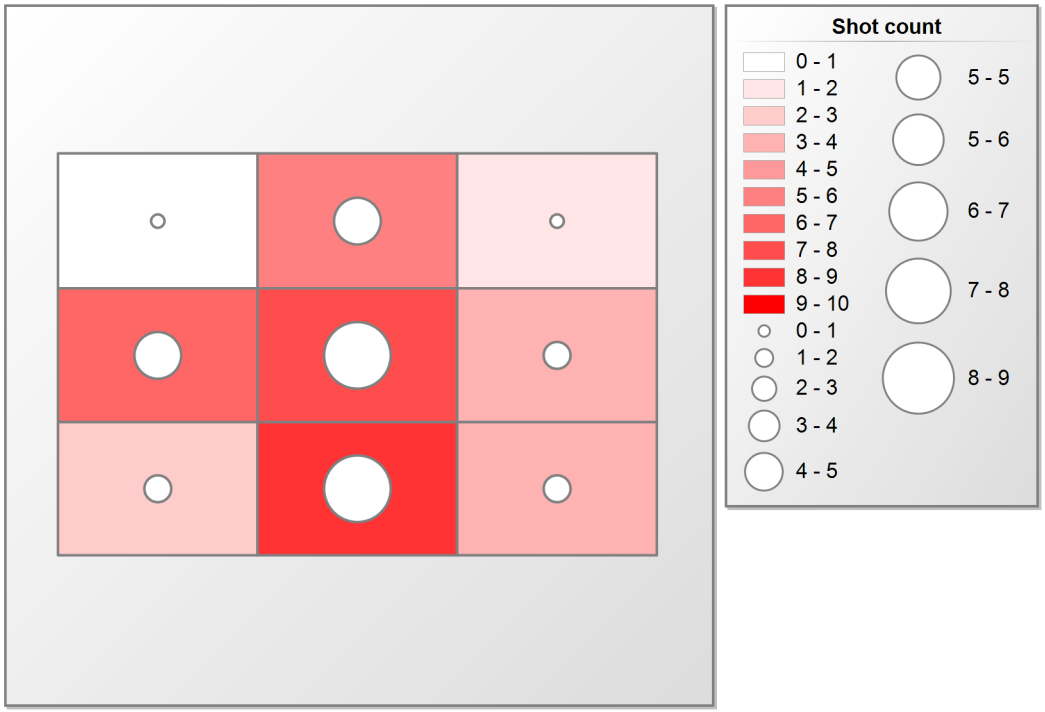

received Goals and shots

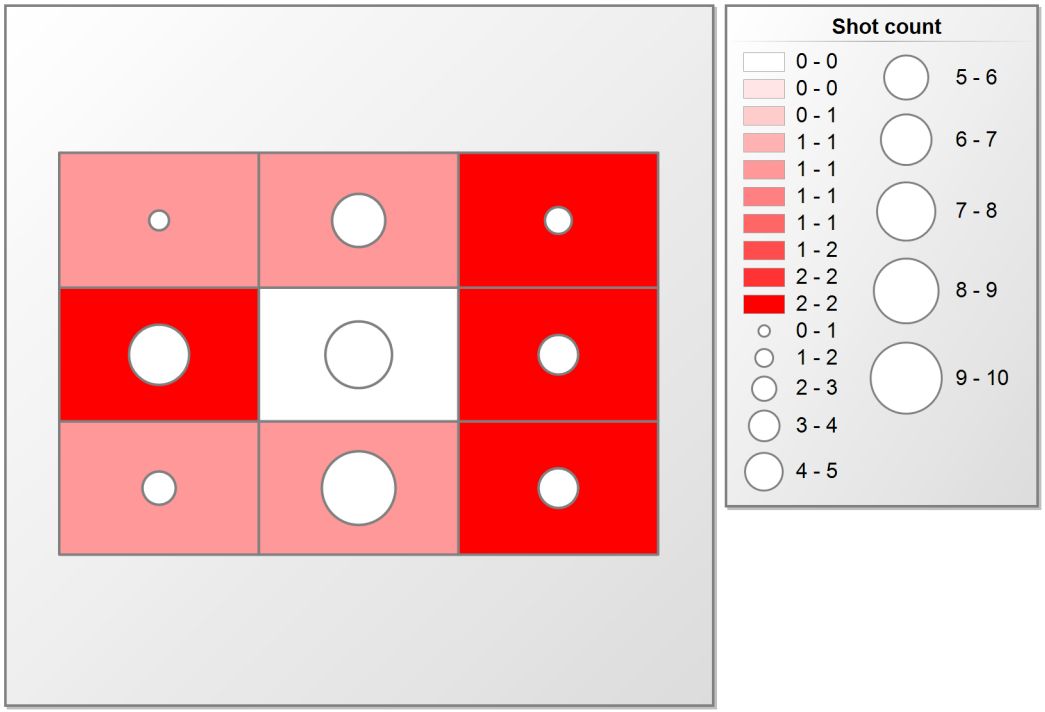

© by Roman Koller (info@floorballstatistics.ch)

Event Statistics

	Defense					Goal received								
	Body	Foot/Leg	Hand/Arm	Helmet	**Total**	between legs	missed	movement	play around	transferred	**Total**	**Total**	**Saves**	**Saves in %**
88 Rasmus Høegh Mortensen	13	17	28	2	**60**	1	18	3	1	5	**28**	**88**	**60**	**68.18**
Total	**13**	**17**	**28**	**2**	**60**	**1**	**18**	**3**	**1**	**5**	**28**	**88**	**60**	**68.18**

Shots and Saves

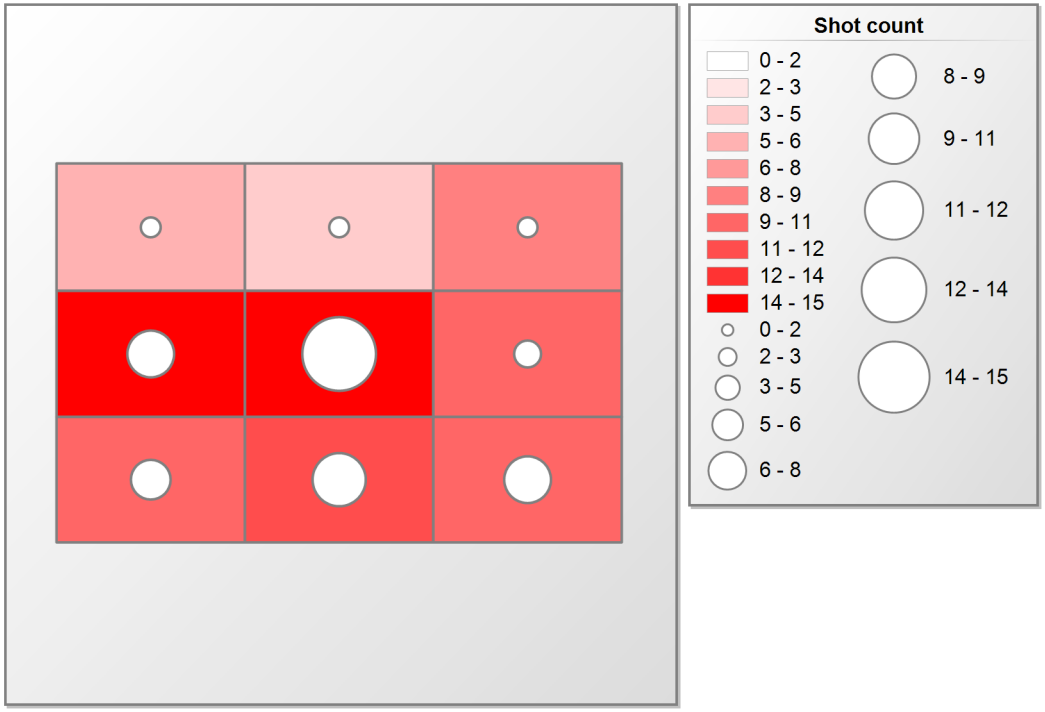

received Goals and shots

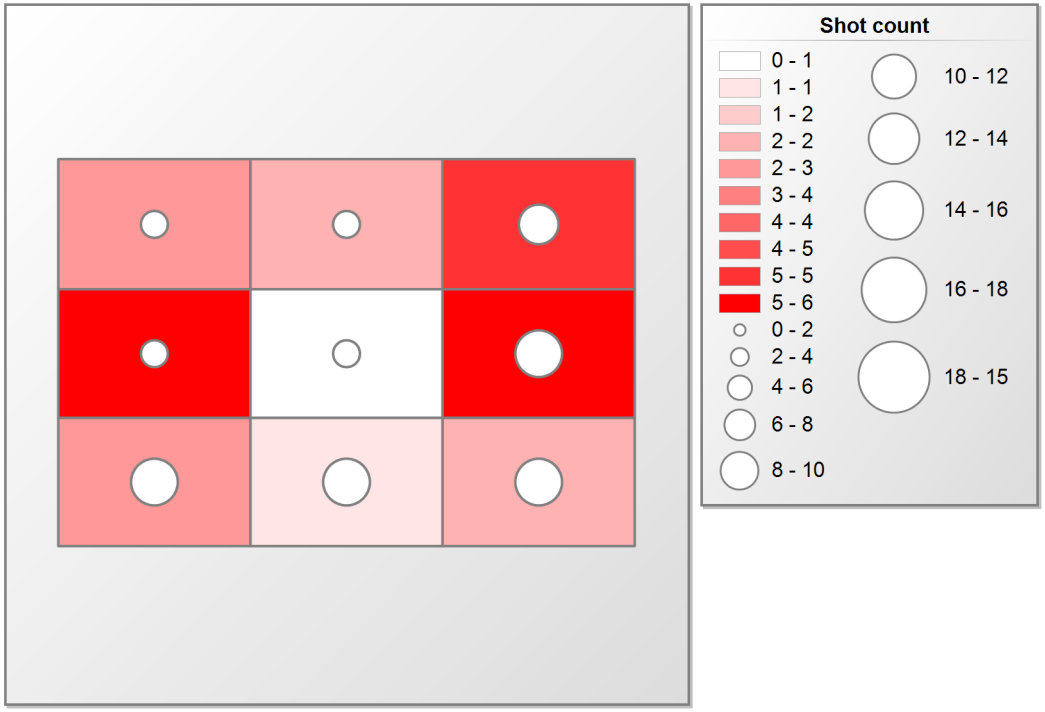

© by Roman Koller (info@floorballstatistics.ch)

Event Statistics

	Defense					Goal received								
	Body	Foot/Leg	Hand/Arm	Helmet	**Total**	between legs	missed	movement	no reaction	transferred	**Total**	**Total**	**Saves**	**Saves in %**
56 Liam Juhlin	10	9	11	1	**31**	1	4	3	2	1	**11**	**42**	**31**	**73.81**
Total	**10**	**9**	**11**	**1**	**31**	**1**	**4**	**3**	**2**	**1**	**11**	**42**	**31**	**73.81**

Shots and Saves

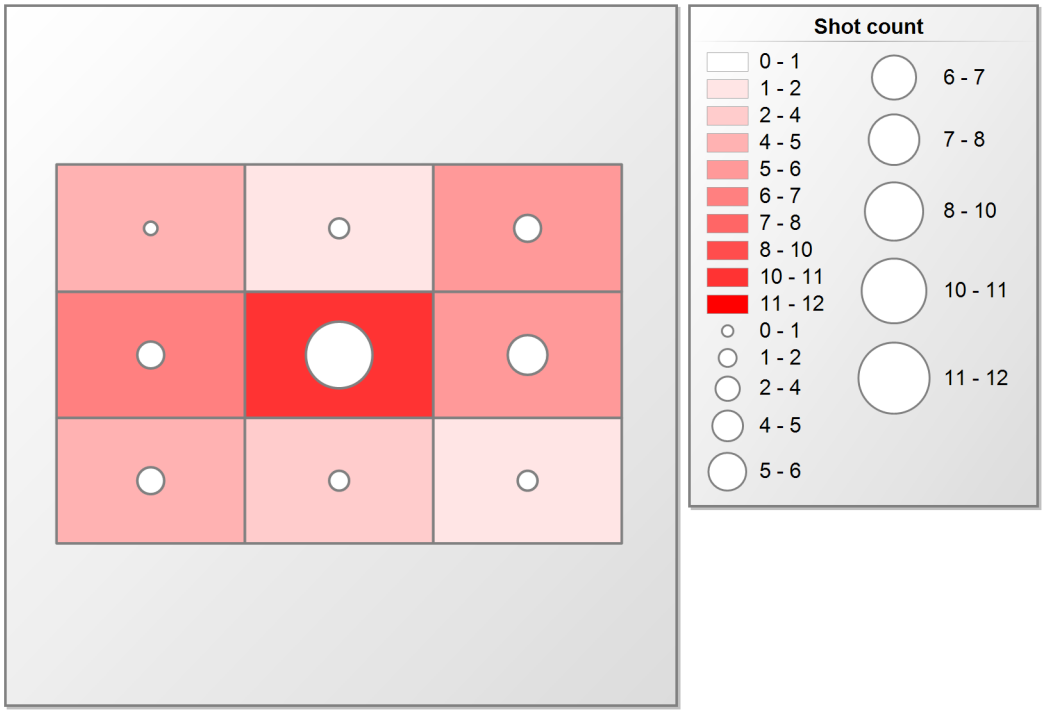

received Goals and shots

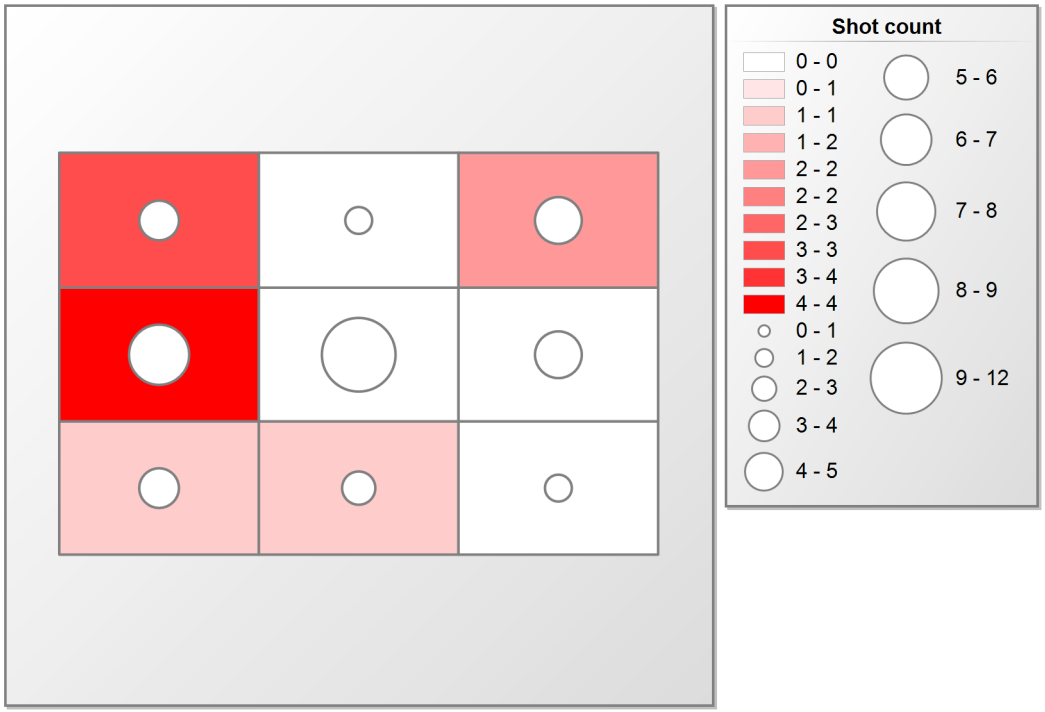

© by Roman Koller (info@floorballstatistics.ch)

Event Statistics

	Defense				Goal received							
	Body	Foot/Leg	Hand/Arm	**Total**	missed	movement	no reaction	transferred	**Total**	**Total**	**Saves**	**Saves in %**
30 Ilja Brunner	1	4	5	**10**	1	4	2	1	**8**	**18**	**10**	**55.56**
Total	**1**	**4**	**5**	**10**	**1**	**4**	**2**	**1**	**8**	**18**	**10**	**55.56**

Shots and Saves

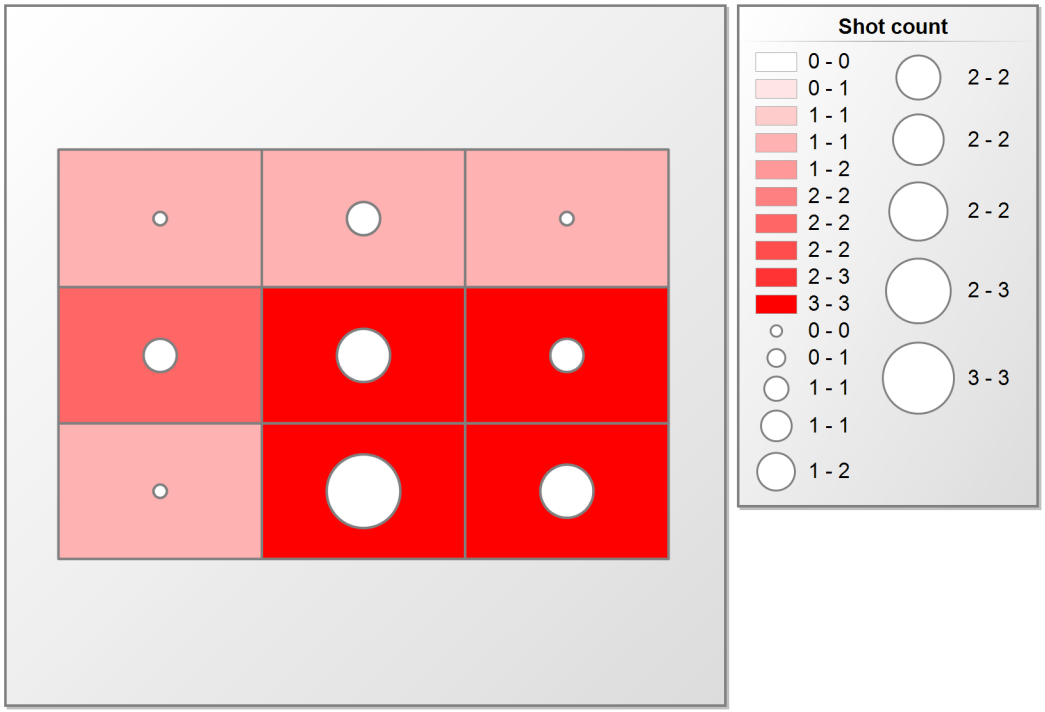

received Goals and shots

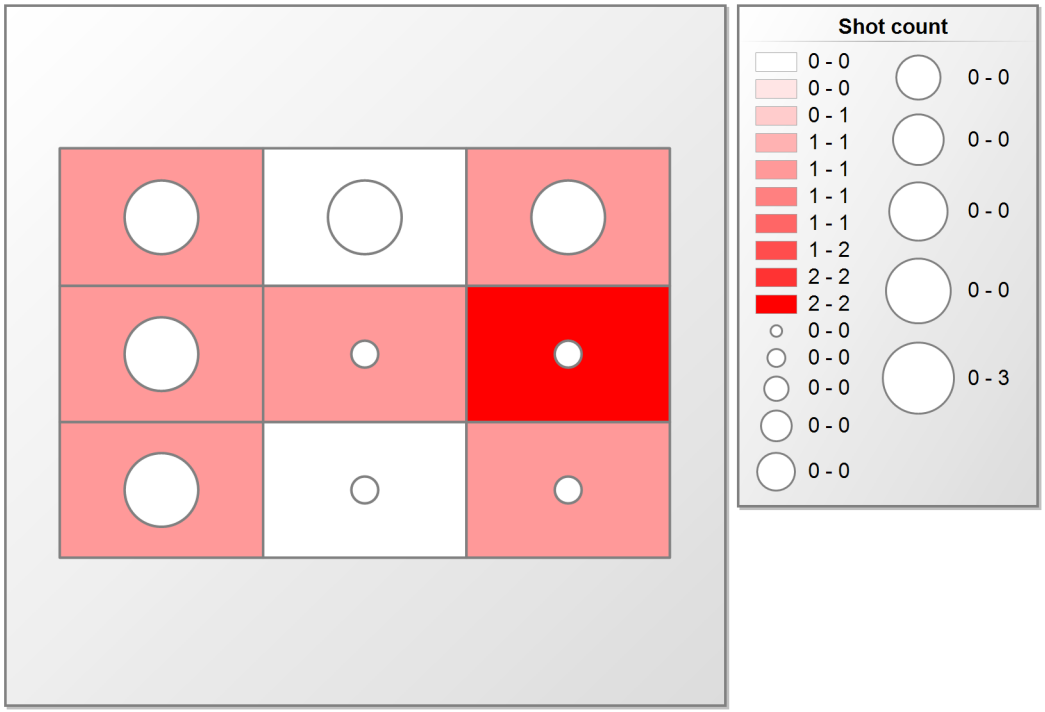

© by Roman Koller (info@floorballstatistics.ch)

Event Statistics

	Defense				Goal received									
	Body	Foot/Leg	Hand/Arm	**Total**	between legs	missed	movement	no reaction	play around	transferred	**Total**	**Total**	**Saves**	**Saves in %**
29 Yves Walliser	13	8	13	**34**	1	4	5	1	1	1	**13**	**47**	**34**	**72.34**
Total	**13**	**8**	**13**	**34**	**1**	**4**	**5**	**1**	**1**	**1**	**13**	**47**	**34**	**72.34**

Shots and Saves

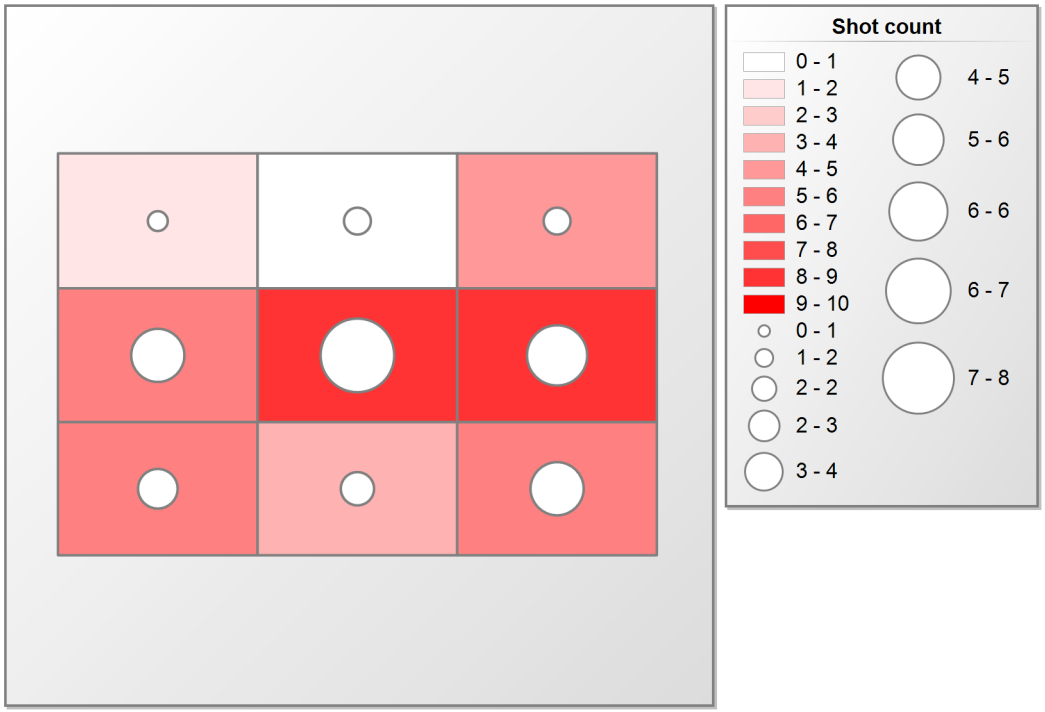

received Goals and shots

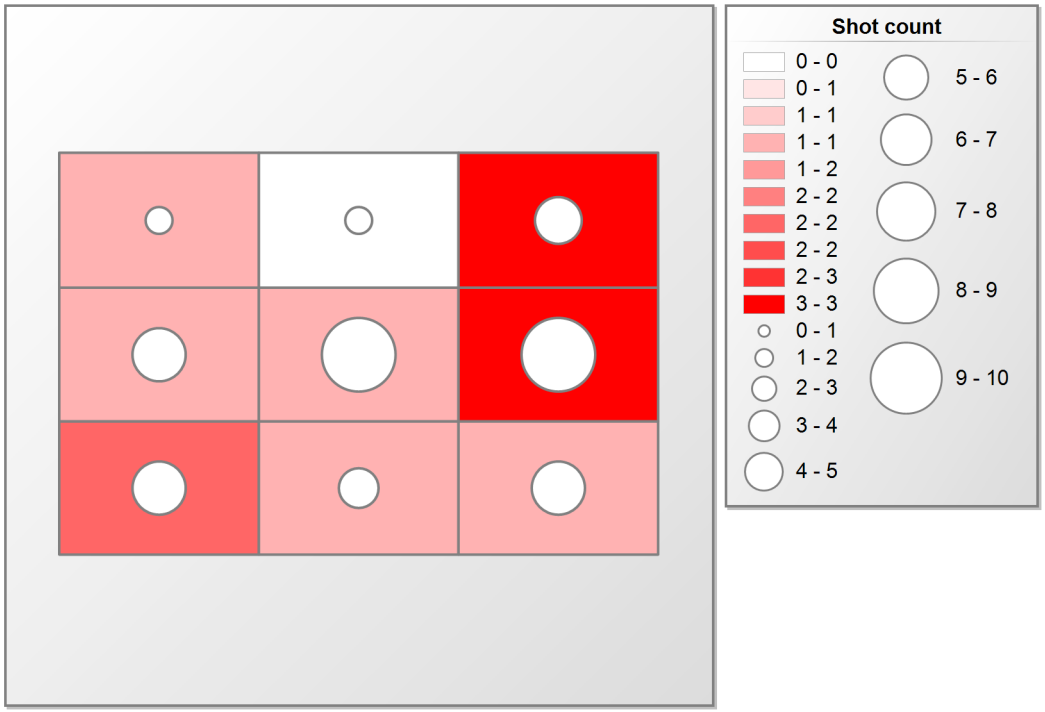

© by Roman Koller (info@floorballstatistics.ch)

Event Statistics

	Defense				Goal received						
	Body	Foot/Leg	Hand/Arm	**Total**	missed	movement	transferred	**Total**	**Total**	**Saves**	**Saves in %**
33 Peter Bretz	6	5	9	**20**	6	1	3	**10**	**30**	**20**	**66.67**
Total	**6**	**5**	**9**	**20**	**6**	**1**	**3**	**10**	**30**	**20**	**66.67**

Shots and Saves

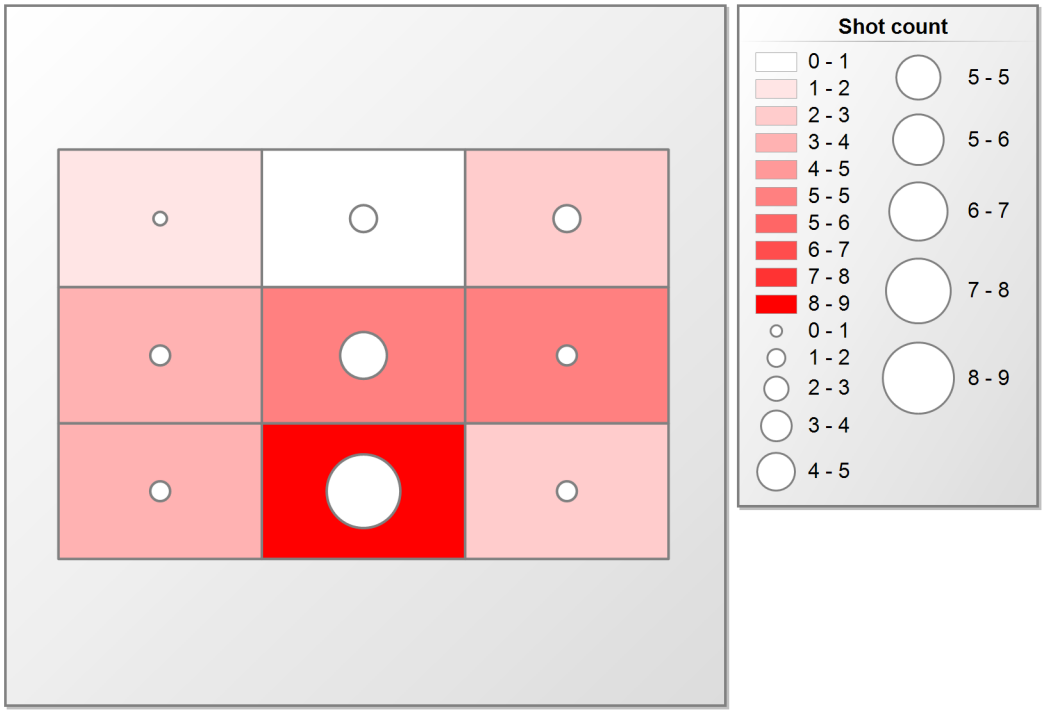

received Goals and shots

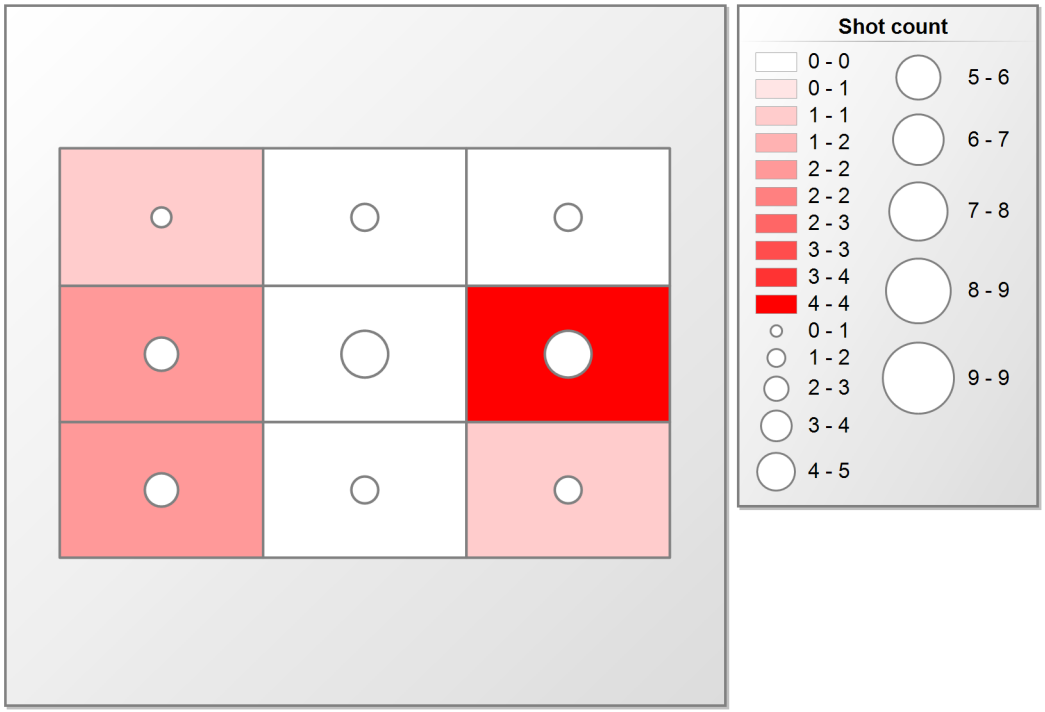

© by Roman Koller (info@floorballstatistics.ch)

Event Statistics

	Defense				Goal received				
	Body	Foot/Leg	Hand/Arm	**Total**	missed	**Total**	**Total**	**Saves**	**Saves in %**
90 Lev Kliment	4	2	5	**11**	3	**3**	**14**	**11**	**78.57**
Total	**4**	**2**	**5**	**11**	**3**	**3**	**14**	**11**	**78.57**

Shots and Saves

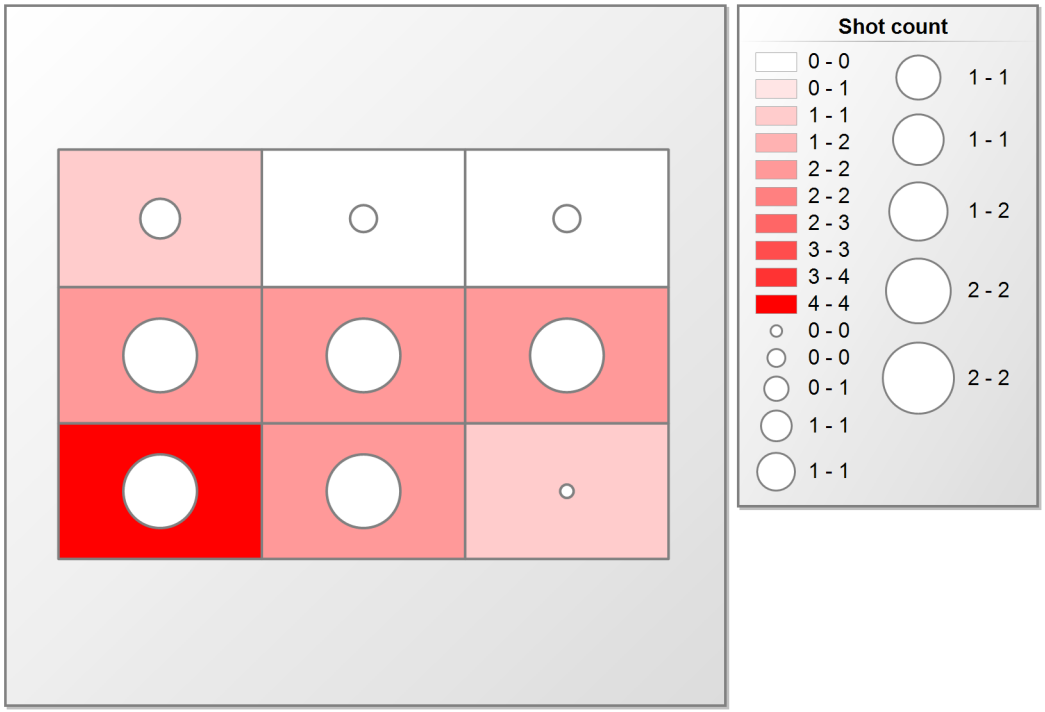

received Goals and shots

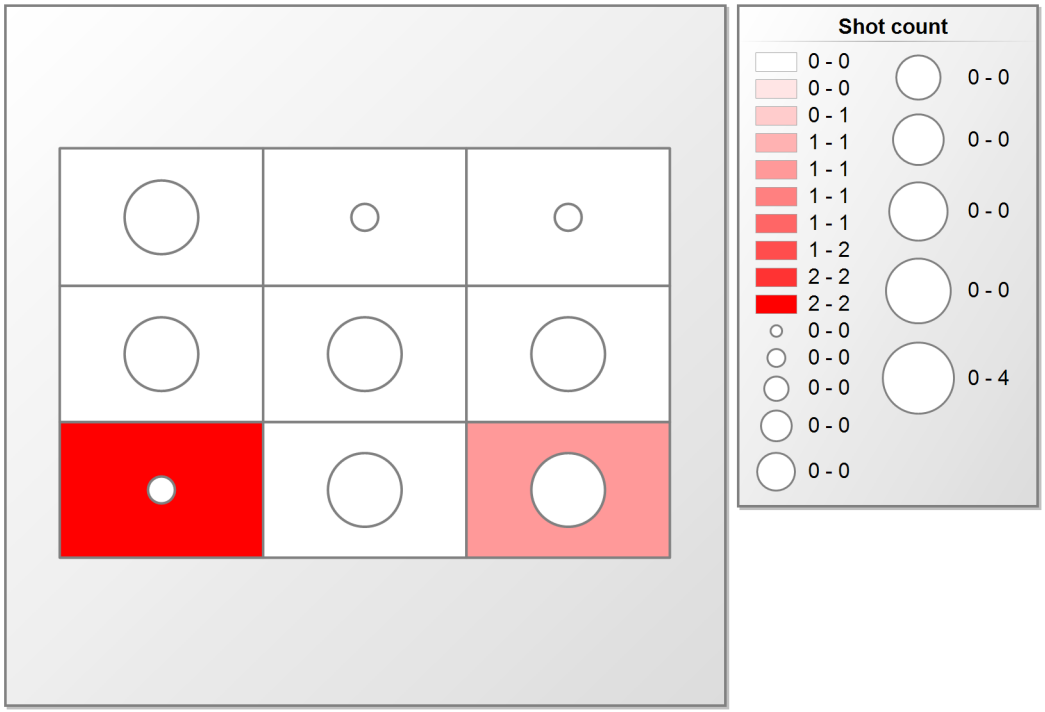

© by Roman Koller (info@floorballstatistics.ch)

Event Statistics

	Defense				Goal received					
	Body	Foot/Leg	Hand/Arm	**Total**	distracted	missed	**Total**	**Total**	**Saves**	**Saves in %**
31 Joni Eskelinen	1	4	6	**11**	1	3	**4**	**15**	**11**	**73.33**
Total	**1**	**4**	**6**	**11**	**1**	**3**	**4**	**15**	**11**	**73.33**

Shots and Saves

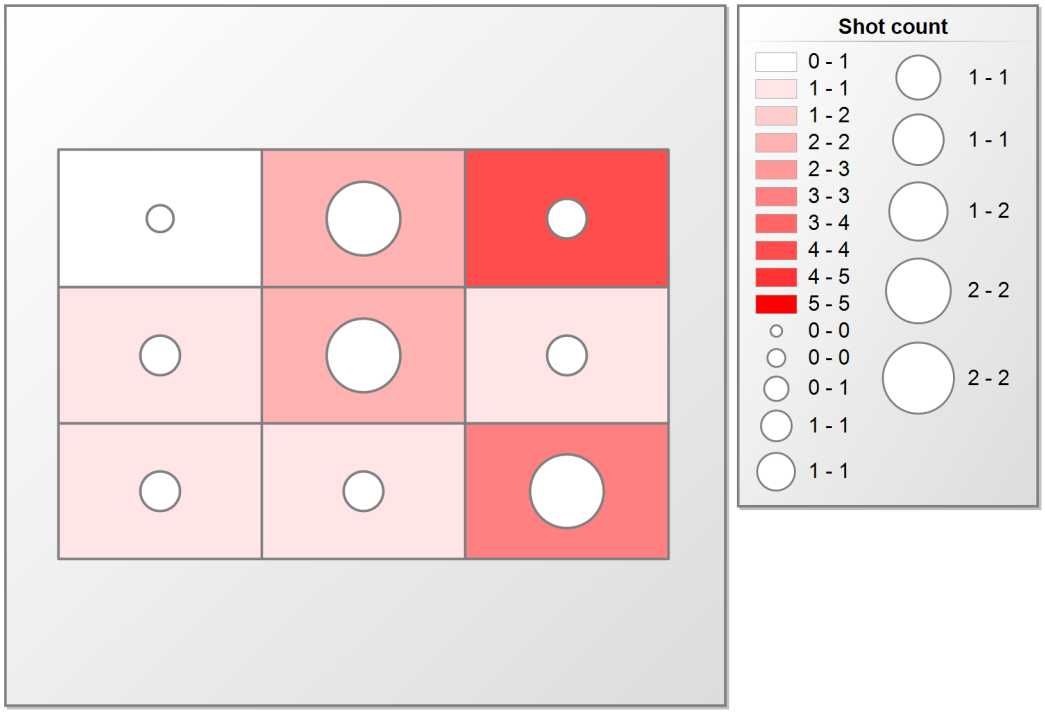

received Goals and shots

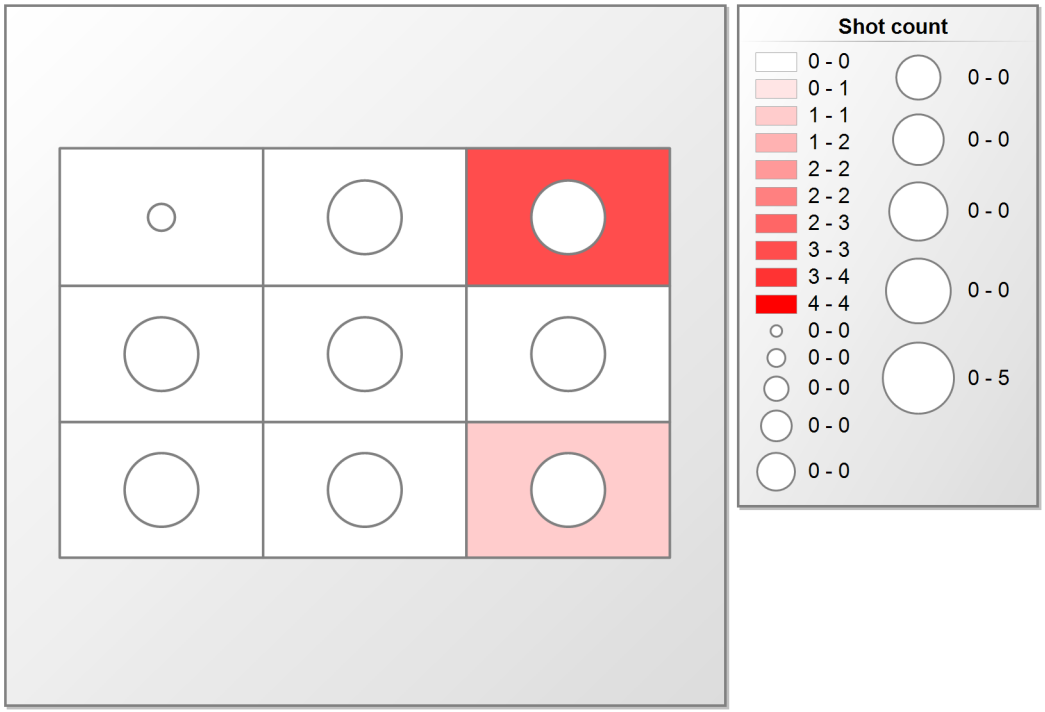

© by Roman Koller (info@floorballstatistics.ch)

Event Statistics

	Defense					Goal received									
	Body	Foot/Leg	Hand/Arm	Helmet	**Total**	between legs	distracted	missed	movement	no reaction	transferred	**Total**	**Total**	**Saves**	**Saves in %**
21 Angus Campbell	13	5	26	1	**45**	1	1	9	8	1	4	**24**	**69**	**45**	**65.22**
Total	**13**	**5**	**26**	**1**	**45**	**1**	**1**	**9**	**8**	**1**	**4**	**24**	**69**	**45**	**65.22**

Shots and Saves

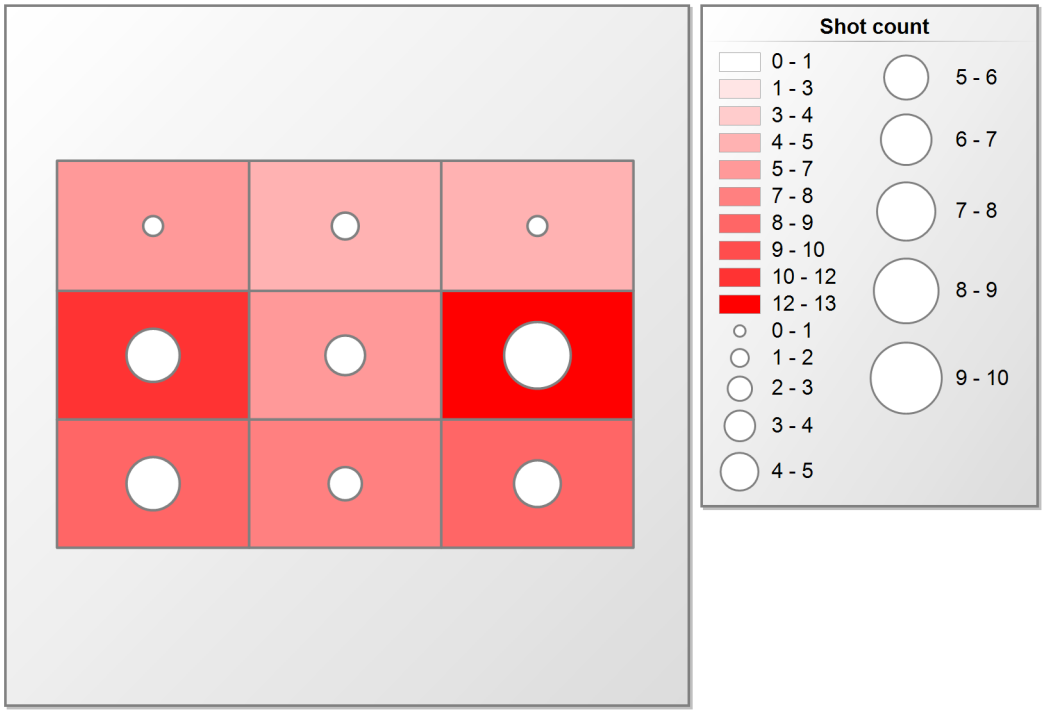

received Goals and shots

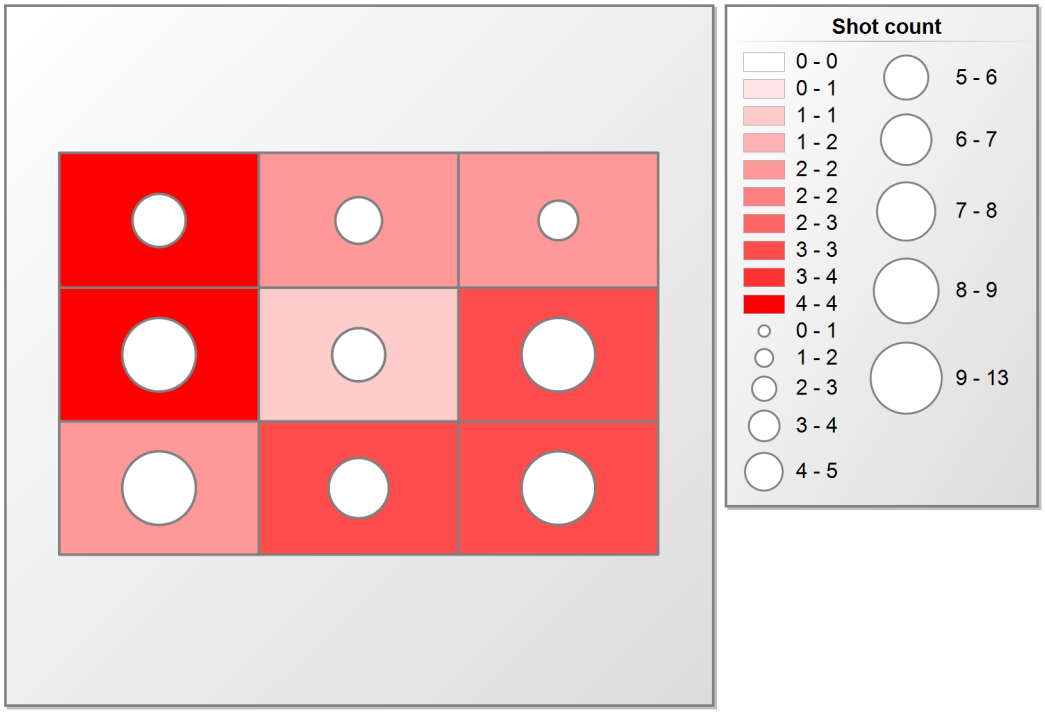

© by Roman Koller (info@floorballstatistics.ch)

Event Statistics

	Defense					Goal received							
	Body	Foot/Leg	Hand/Arm	Helmet	**Total**	missed	movement	play around	transferred	**Total**	**Total**	**Saves**	**Saves in %**
99 Kilian Meyberg	17	8	23	2	**50**	6	3	1	5	**15**	**65**	**50**	**76.92**
Total	**17**	**8**	**23**	**2**	**50**	**6**	**3**	**1**	**5**	**15**	**65**	**50**	**76.92**

Shots and Saves

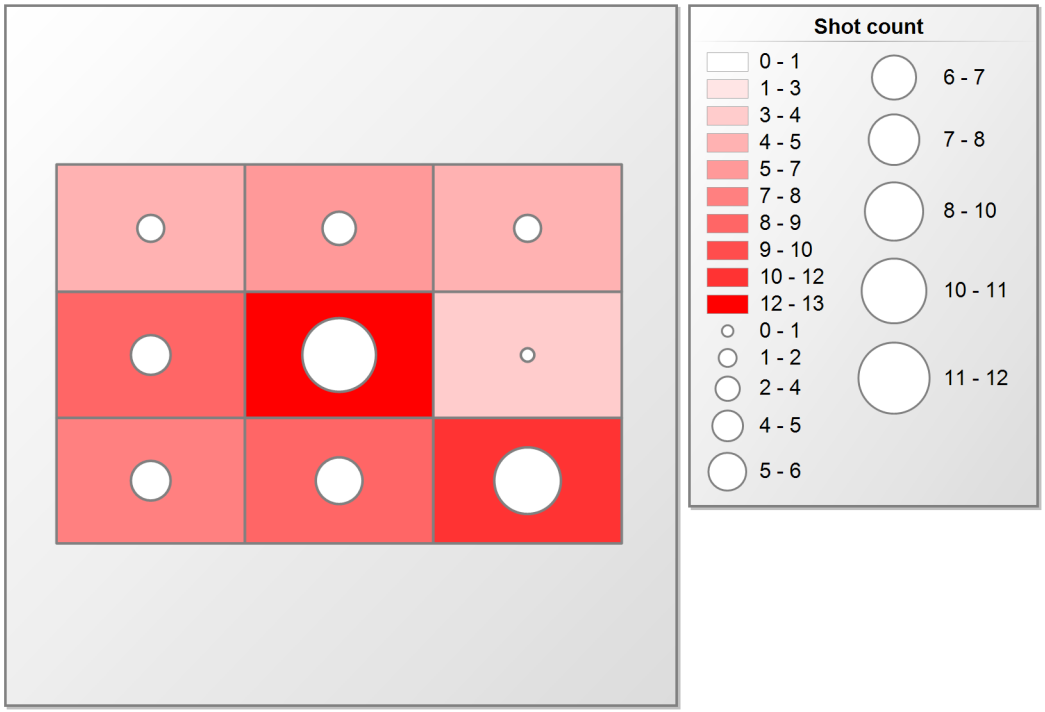

received Goals and shots

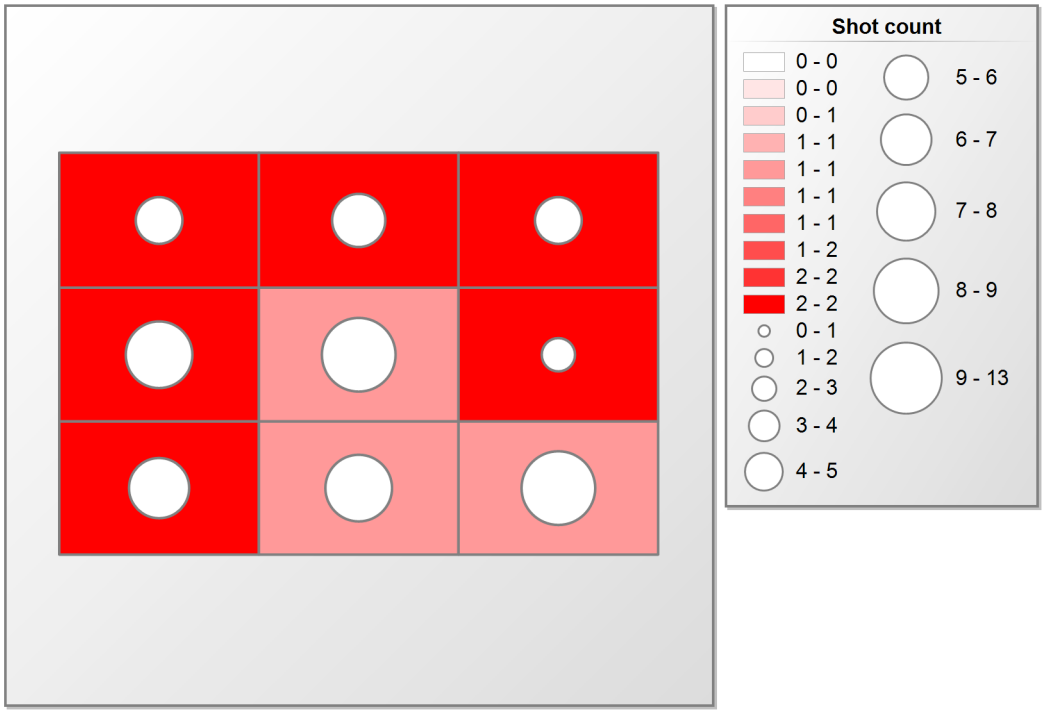

© by Roman Koller (info@floorballstatistics.ch)

Event Statistics

	Defense					Goal received						
	Body	Foot/Leg	Hand/Arm	Helmet	**Total**	missed	movement	transferred	**Total**	**Total**	**Saves**	**Saves in %**
44 Fabian Walther	16	14	17	2	**49**	4	7	2	**13**	**62**	**49**	**79.03**
Total	**16**	**14**	**17**	**2**	**49**	**4**	**7**	**2**	**13**	**62**	**49**	**79.03**

Shots and Saves

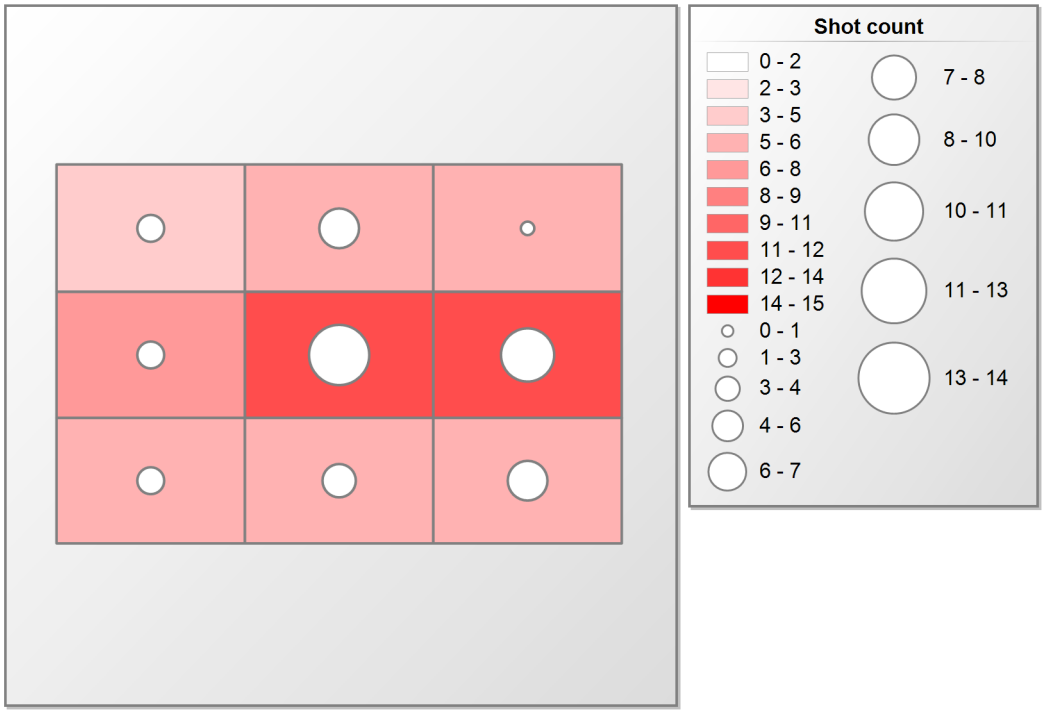

received Goals and shots

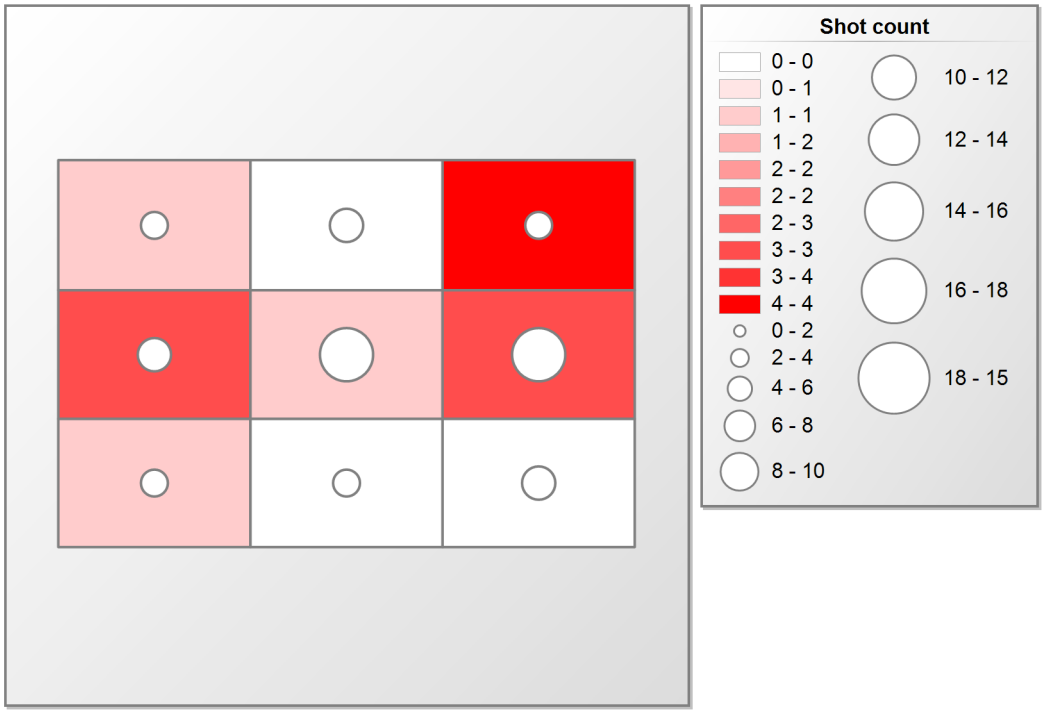

© by Roman Koller (info@floorballstatistics.ch)

Event Statistics

	Defense				Goal received							
	Body	Foot/Leg	Hand/Arm	**Total**	missed	movement	no reaction	transferred	**Total**	**Total**	**Saves**	**Saves in %**
18 Haresh Chandrasegaran	5	7	11	**23**	2	3	1	1	**7**	**30**	**23**	**76.67**
Total	**5**	**7**	**11**	**23**	**2**	**3**	**1**	**1**	**7**	**30**	**23**	**76.67**

Shots and Saves

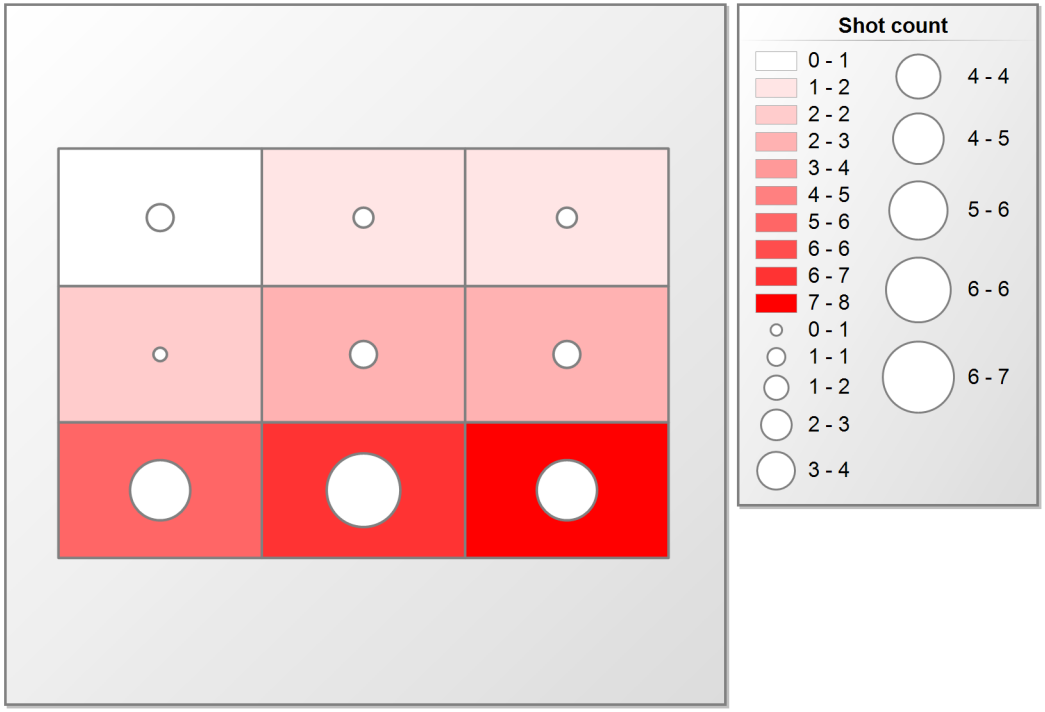

received Goals and shots

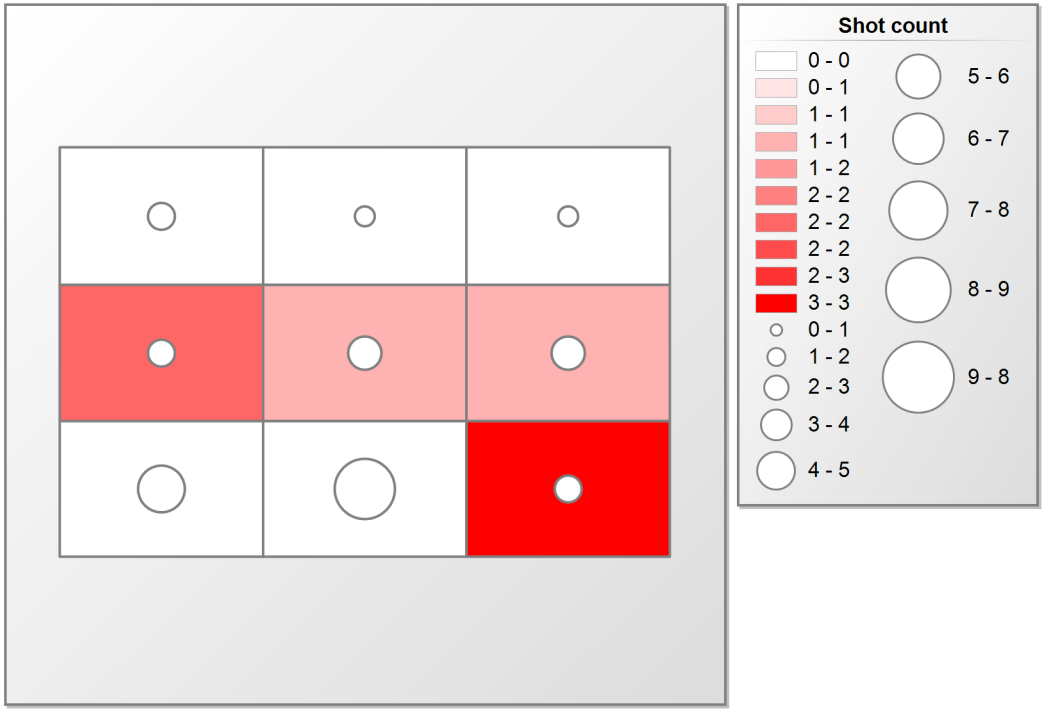

© by Roman Koller (info@floorballstatistics.ch)

Event Statistics

	Defense					Goal received							
	Body	Foot/Leg	Hand/Arm	Helmet	**Total**	distracted	missed	movement	transferred	**Total**	**Total**	**Saves**	**Saves in %**
88 Ilja van Geel	21	14	37	4	**76**	1	7	1	3	**12**	**88**	**76**	**86.36**
Total	**21**	**14**	**37**	**4**	**76**	**1**	**7**	**1**	**3**	**12**	**88**	**76**	**86.36**

Shots and Saves

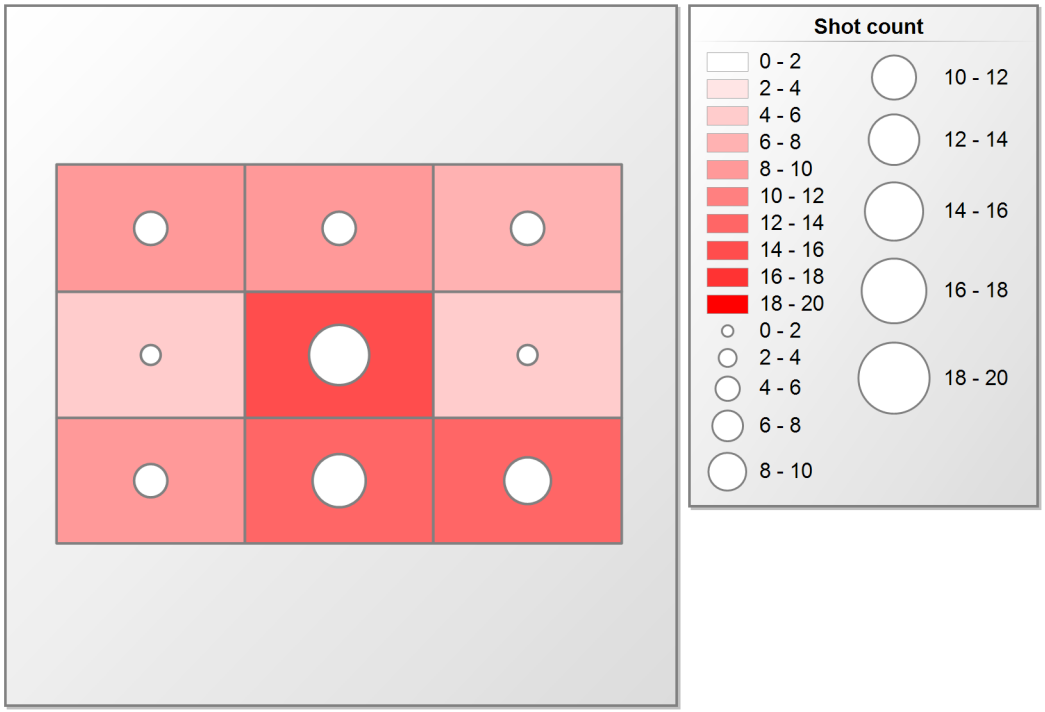

received Goals and shots

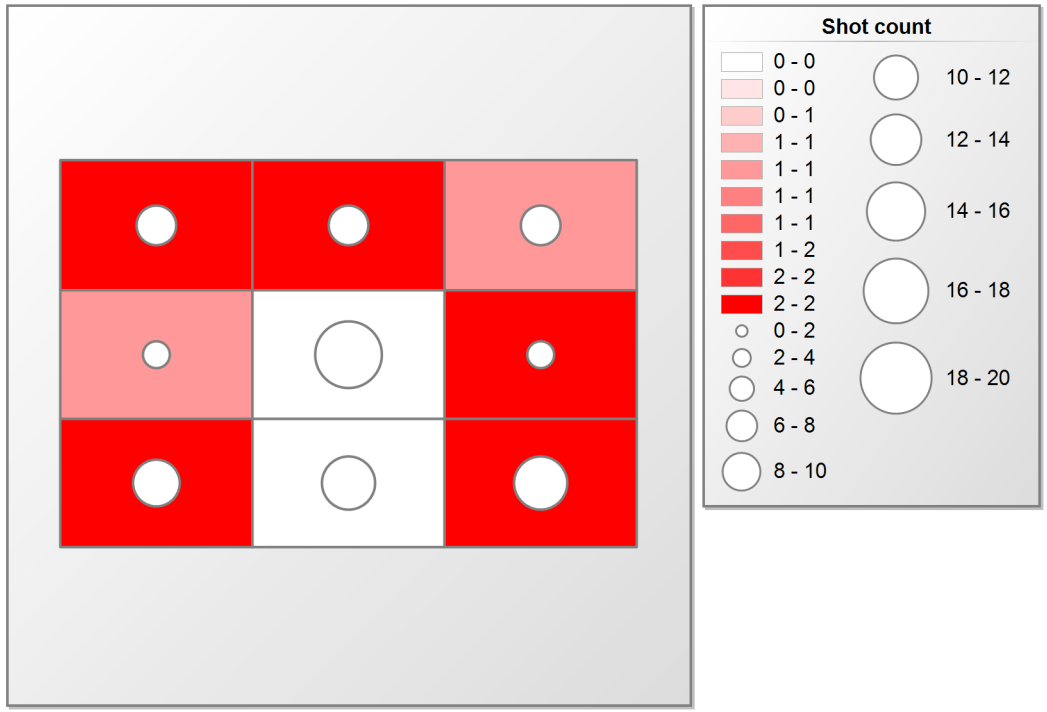

© by Roman Koller (info@floorballstatistics.ch)

Event Statistics

	Defense					Goal received						
	Body	Foot/Leg	Hand/Arm	Helmet	**Total**	missed	movement	transferred	**Total**	**Total**	**Saves**	**Saves in %**
75 Joel Jiménez Fernández	12	8	15	2	**37**	4	1	1	**6**	**43**	**37**	**86.05**
Total	**12**	**8**	**15**	**2**	**37**	**4**	**1**	**1**	**6**	**43**	**37**	**86.05**

Shots and Saves

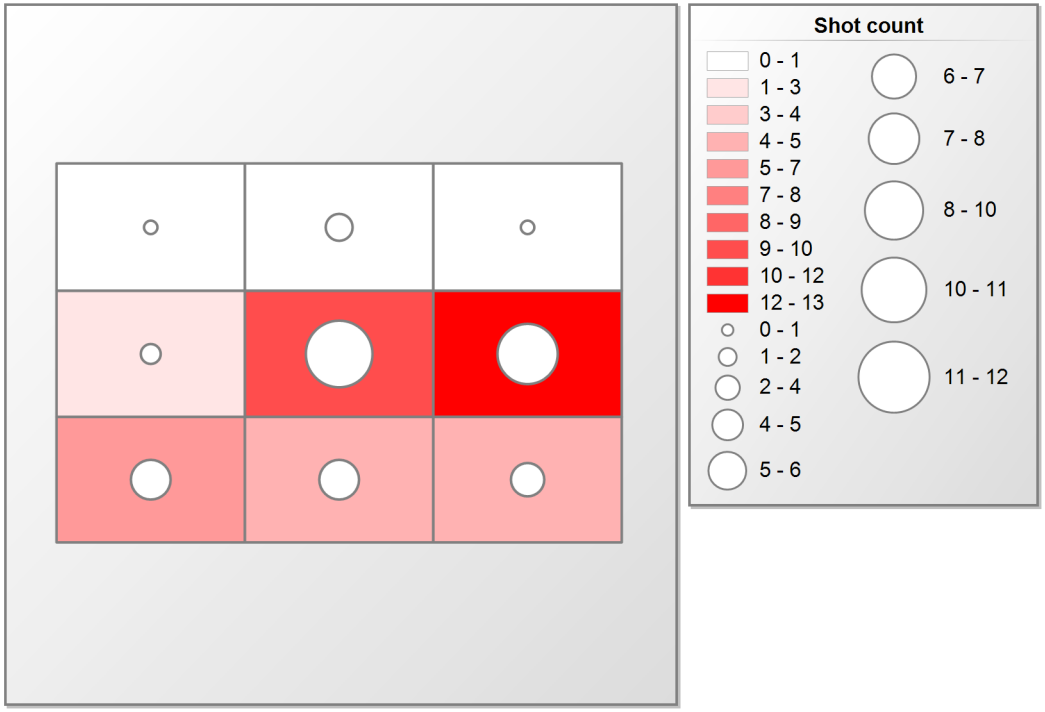

received Goals and shots

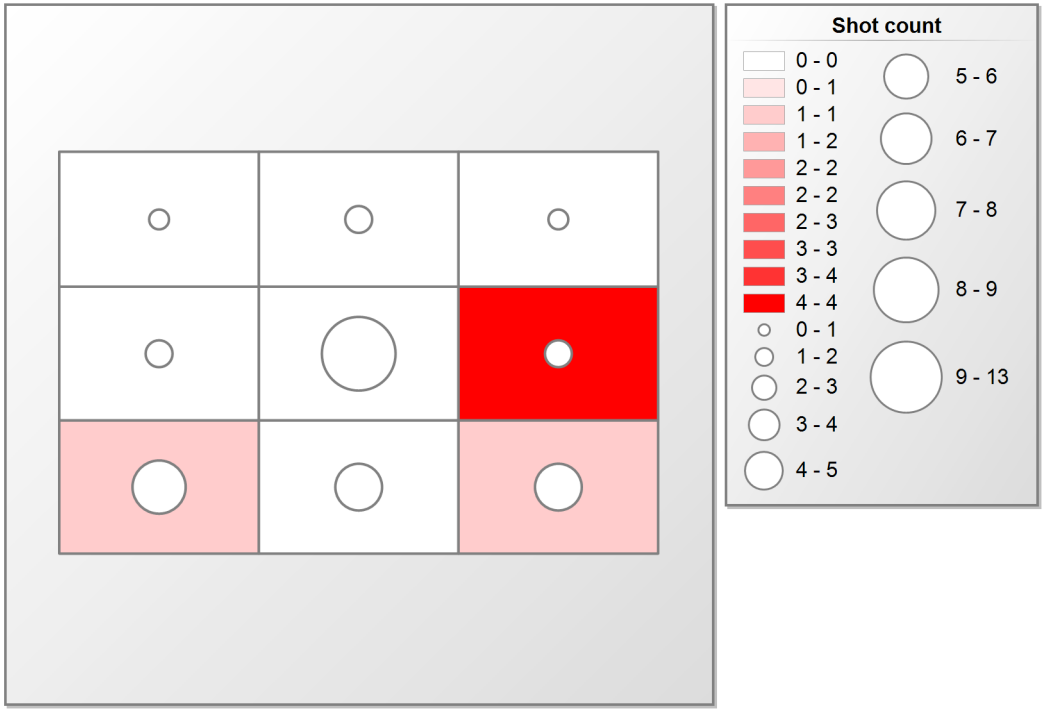

© by Roman Koller (info@floorballstatistics.ch)

Event Statistics

	Defense				Goal received						
	Body	Foot/Leg	Hand/Arm	**Total**	missed	movement	transferred	**Total**	**Total**	**Saves**	**Saves in %**
11 Julien Huther	6	10	11	**27**	6	2	4	**12**	**39**	**27**	**69.23**
Total	**6**	**10**	**11**	**27**	**6**	**2**	**4**	**12**	**39**	**27**	**69.23**

Shots and Saves

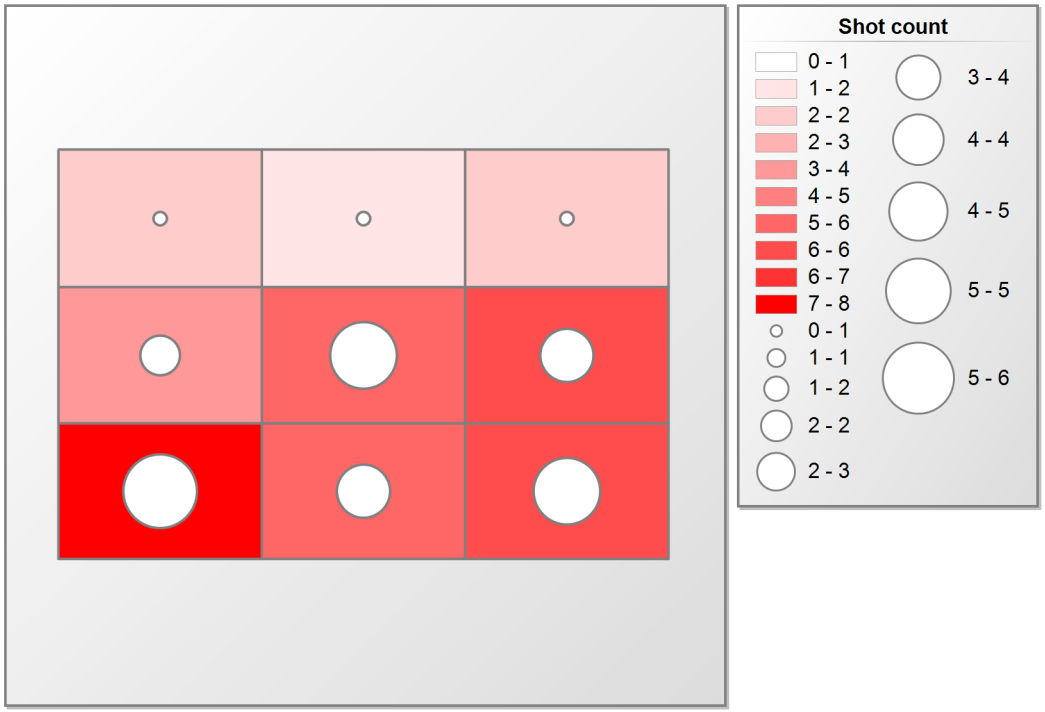

received Goals and shots

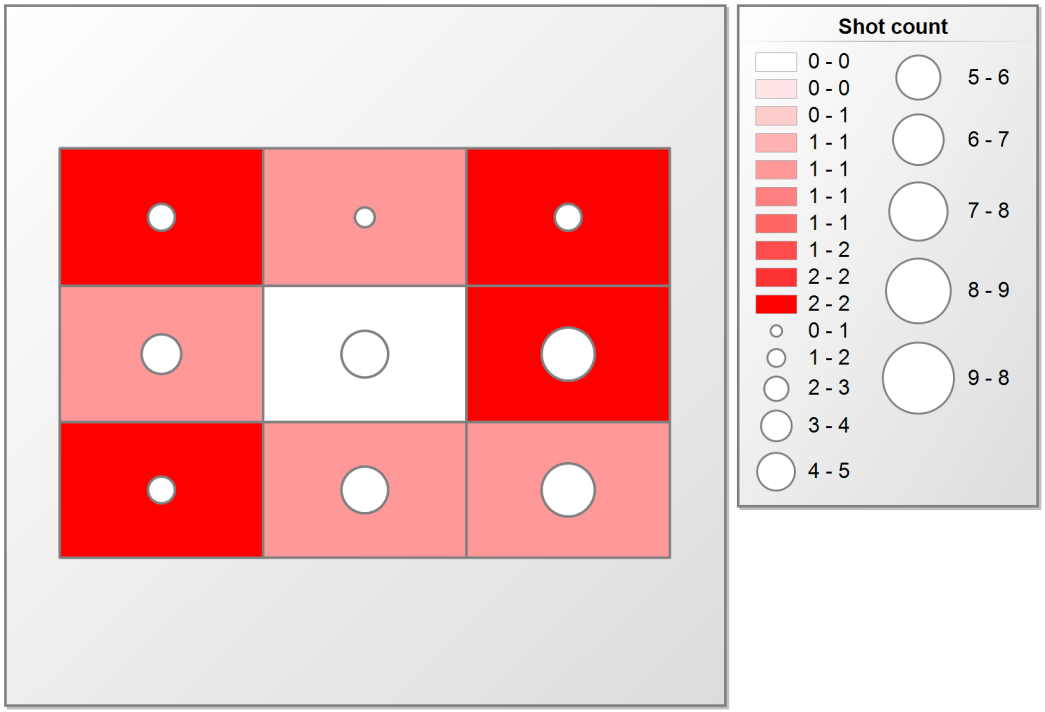

© by Roman Koller (info@floorballstatistics.ch)

Event Statistics

	Defense				Goal received							
	Body	Foot/Leg	Hand/Arm	**Total**	missed	movement	play around	transferred	**Total**	**Total**	**Saves**	**Saves in %**
70 Joshua Zachary, Pei Rui Pang	14	22	28	**64**	9	6	2	1	**18**	**82**	**64**	**78.05**
Total	**14**	**22**	**28**	**64**	**9**	**6**	**2**	**1**	**18**	**82**	**64**	**78.05**

Shots and Saves

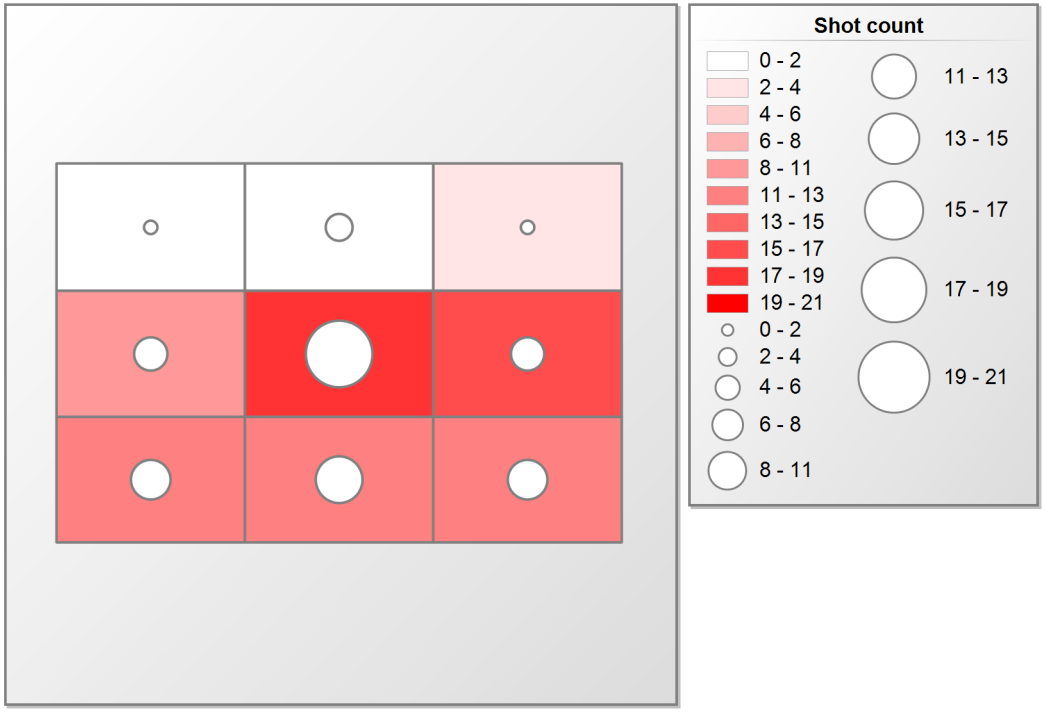

received Goals and shots

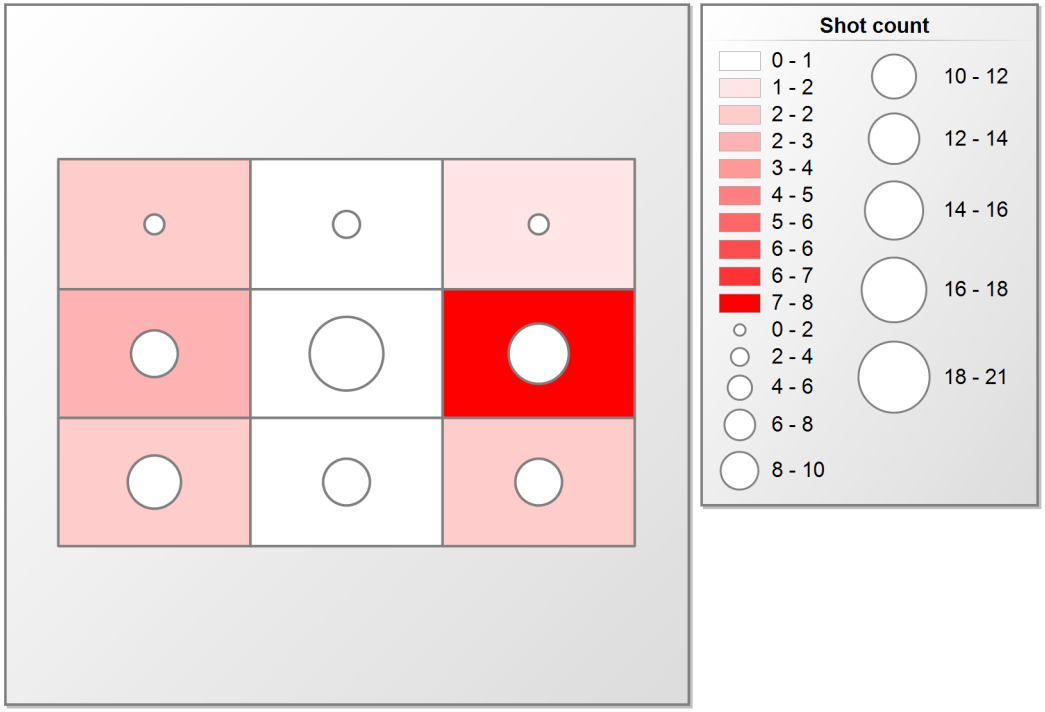

© by Roman Koller (info@floorballstatistics.ch)

Event Statistics

	Defense					Goal received								
	Body	Foot/Leg	Hand/Arm	Helmet	**Total**	behind the goal	distracted	missed	movement	transferred	**Total**	**Total**	**Saves**	**Saves in %**
77 Luka Noč	24	10	49	3	**86**	1	2	6	7	3	**19**	**105**	**86**	**81.90**
Total	**24**	**10**	**49**	**3**	**86**	**1**	**2**	**6**	**7**	**3**	**19**	**105**	**86**	**81.90**

Shots and Saves

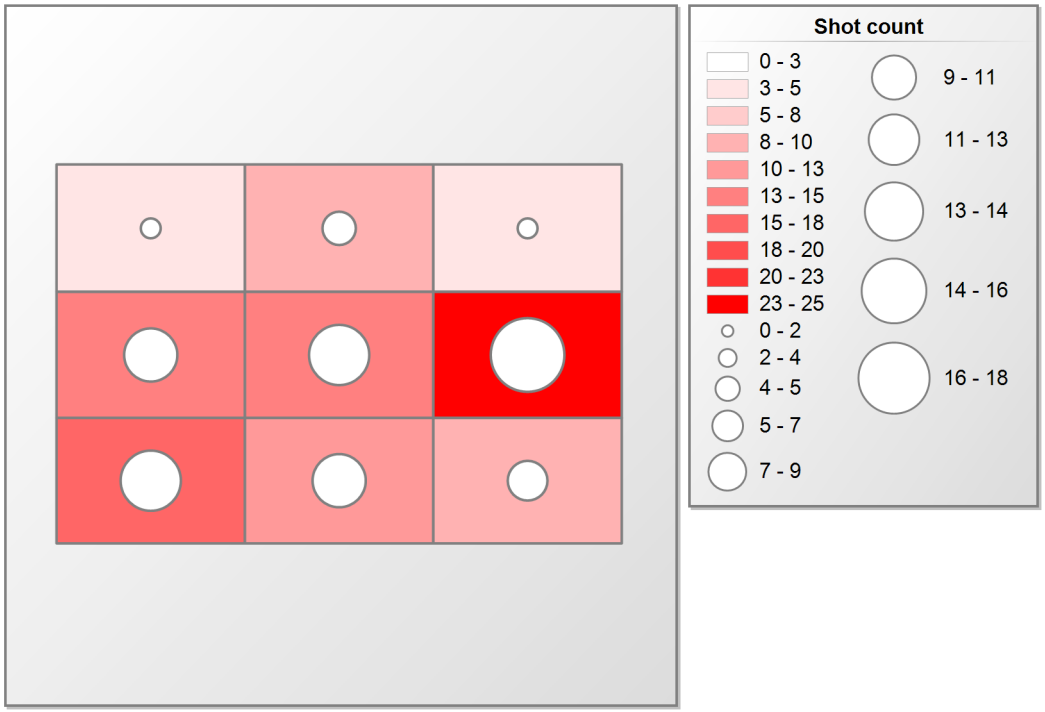

received Goals and shots

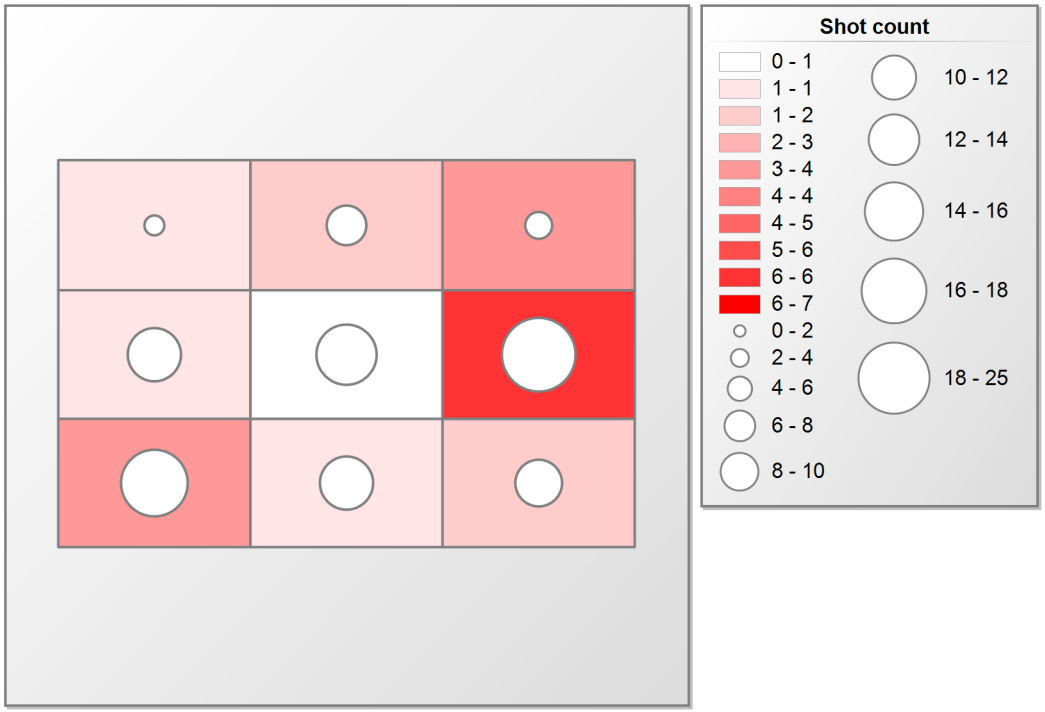

© by Roman Koller (info@floorballstatistics.ch)

Event Statistics

	Defense					Goal received							
	Body	Foot/Leg	Hand/Arm	Helmet	**Total**	distracted	missed	movement	transferred	**Total**	**Total**	**Saves**	**Saves in %**
1 Finn Höfer	11	7	13	1	**32**	1	5	4	1	**11**	**43**	**32**	**74.42**
Total	**11**	**7**	**13**	**1**	**32**	**1**	**5**	**4**	**1**	**11**	**43**	**32**	**74.42**

Shots and Saves

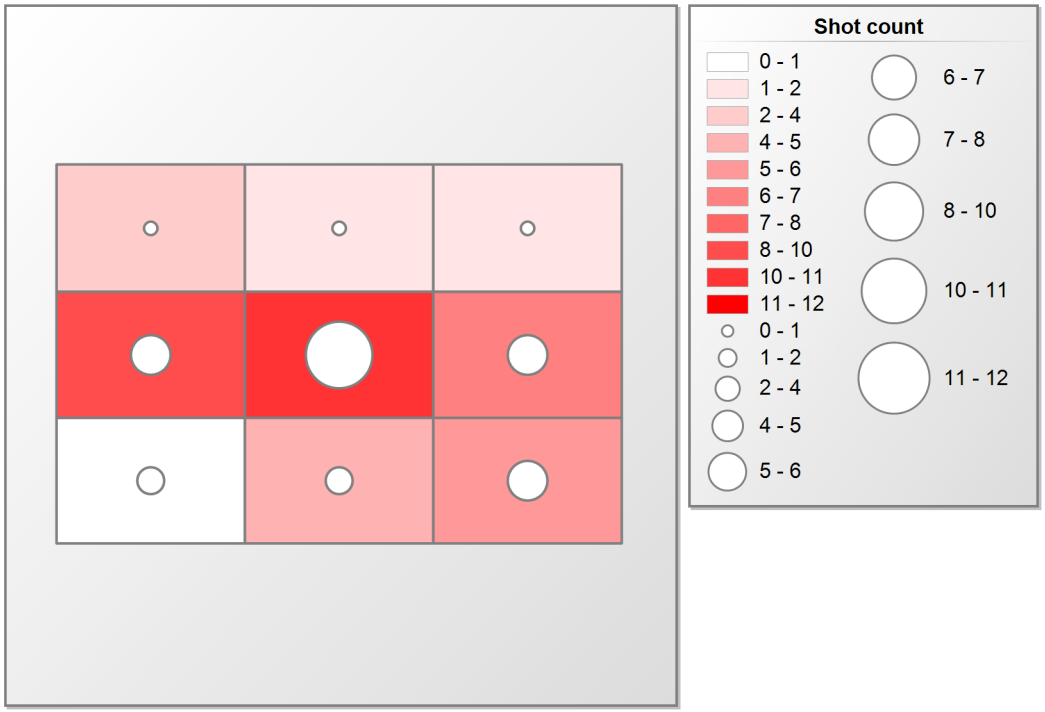

received Goals and shots

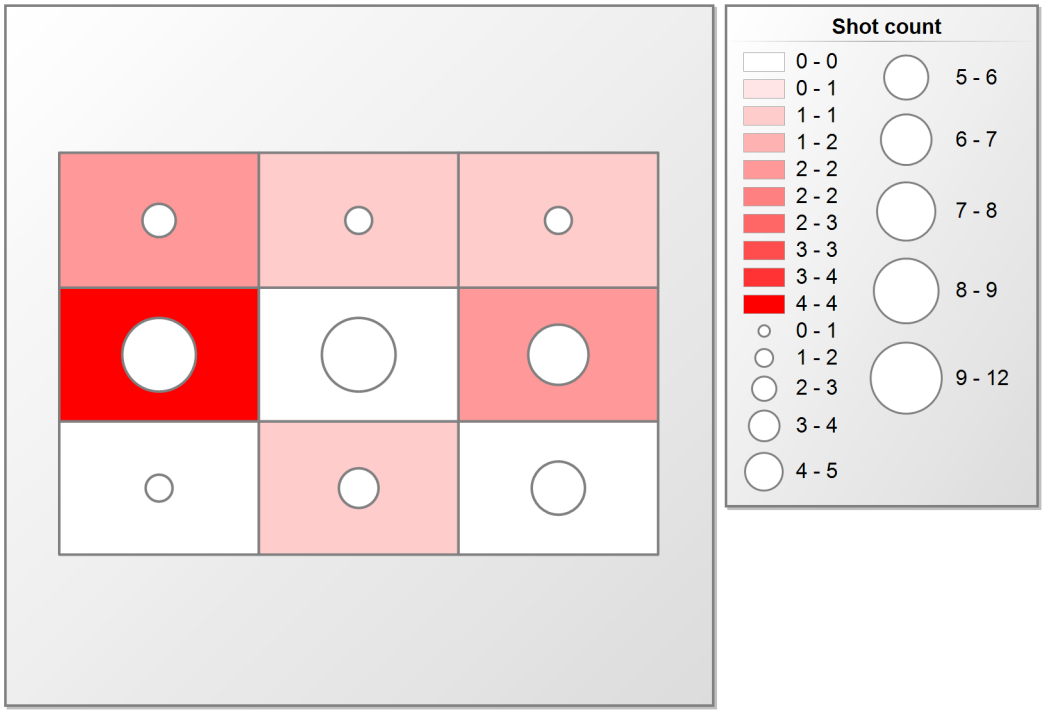

© by Roman Koller (info@floorballstatistics.ch)

Event Statistics

	Defense				Goal received				
	Body	Foot/Leg	Hand/Arm	**Total**	transferred	**Total**	**Total**	**Saves**	**Saves in %**
99 Ruben Hazelhoff Roelfzema	3	3	1	**7**	1	**1**	**8**	**7**	**87.50**
Total	**3**	**3**	**1**	**7**	**1**	**1**	**8**	**7**	**87.50**

Shots and Saves

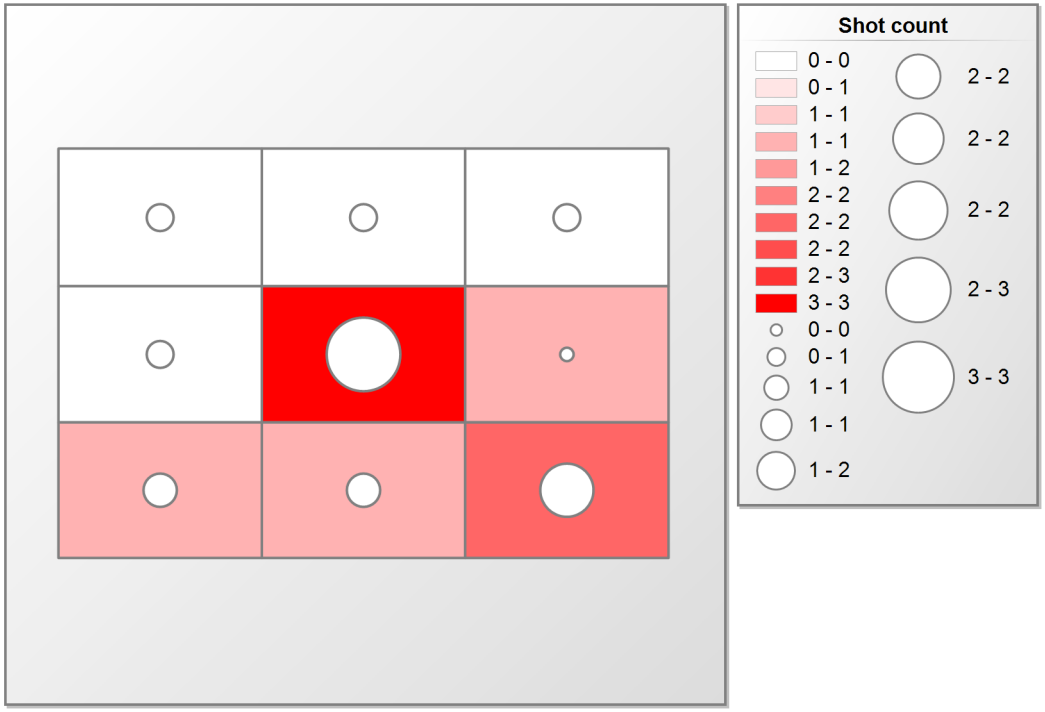

received Goals and shots

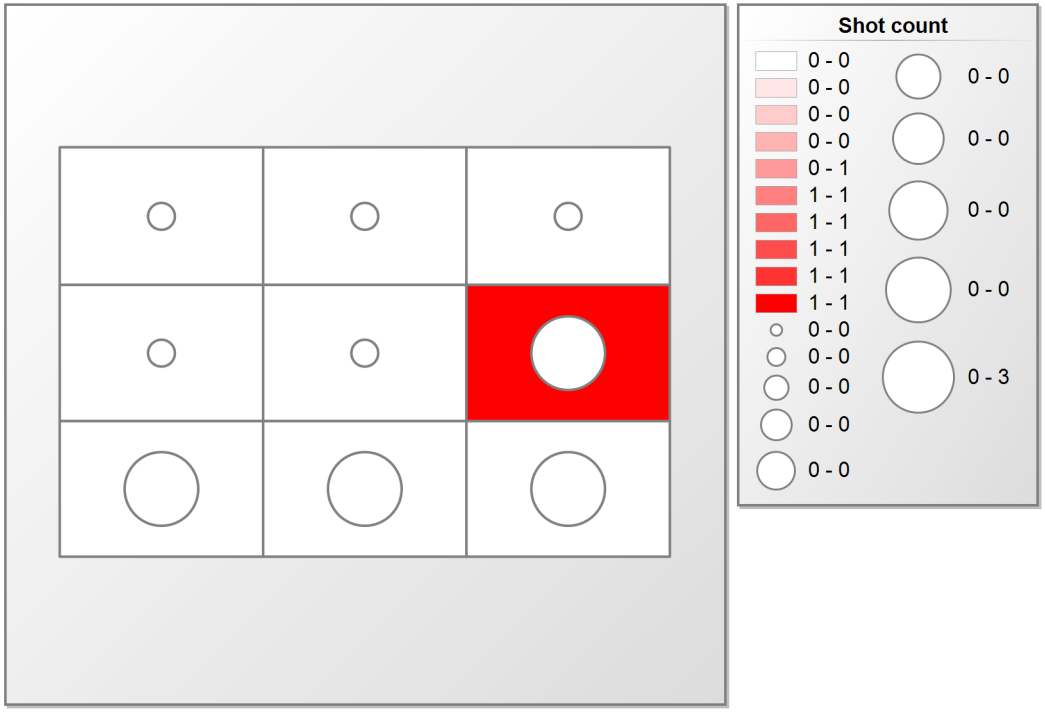

© by Roman Koller (info@floorballstatistics.ch)

Event Statistics

	Defense					Goal received							
	Body	Foot/Leg	Hand/Arm	Helmet	**Total**	missed	movement	no reaction	transferred	**Total**	**Total**	**Saves**	**Saves in %**
1 Kaspar Jaan Heljand	16	22	26	1	**65**	3	7	1	2	**13**	**78**	**65**	**83.33**
Total	**16**	**22**	**26**	**1**	**65**	**3**	**7**	**1**	**2**	**13**	**78**	**65**	**83.33**

Shots and Saves

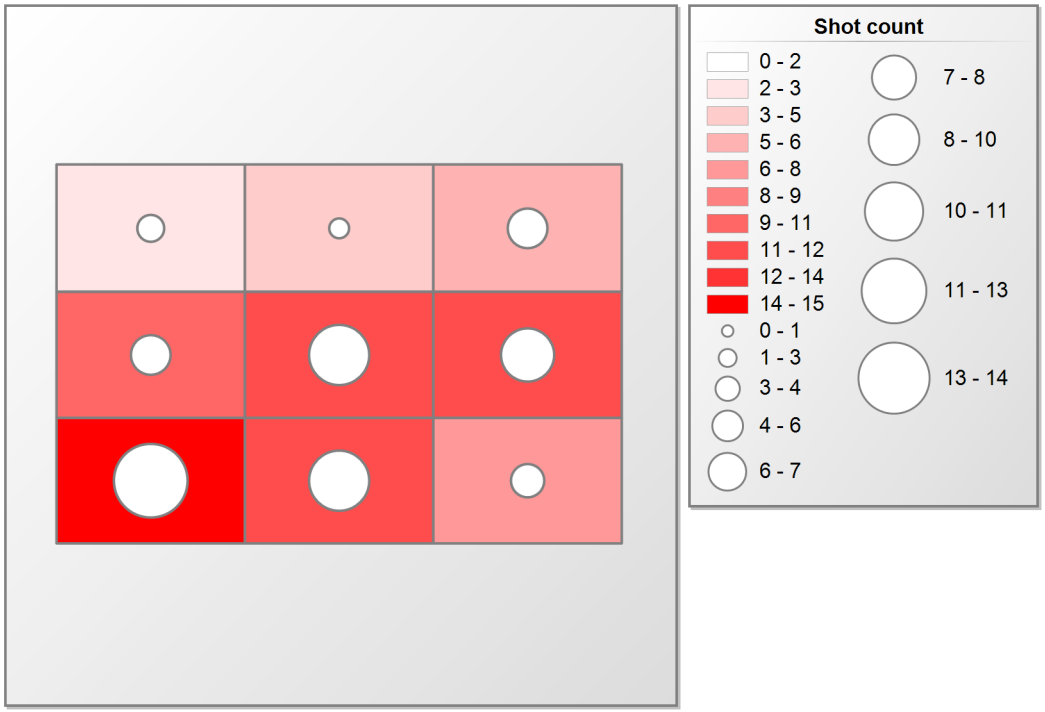

received Goals and shots

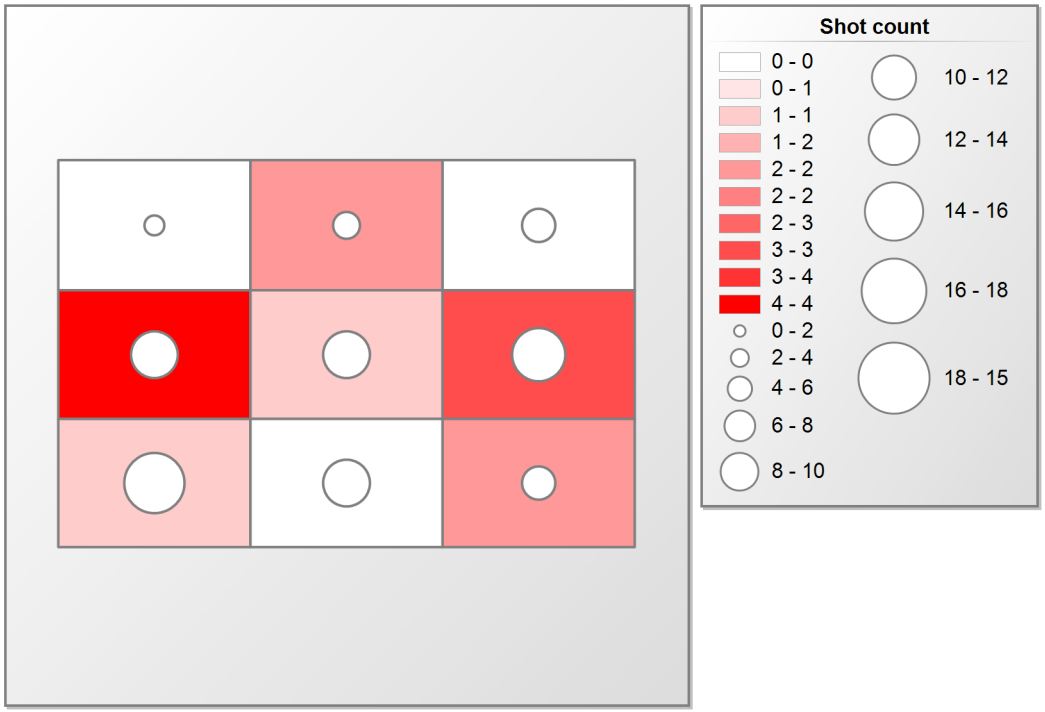

© by Roman Koller (info@floorballstatistics.ch)

Event Statistics

	Defense					Goal received						
	Body	Foot/Leg	Hand/Arm	Helmet	**Total**	missed	movement	transferred	**Total**	**Total**	**Saves**	**Saves in %**
25 Ryan Prentice	20	15	25	3	**63**	3	4	1	**8**	**71**	**63**	**88.73**
Total	**20**	**15**	**25**	**3**	**63**	**3**	**4**	**1**	**8**	**71**	**63**	**88.73**

Shots and Saves

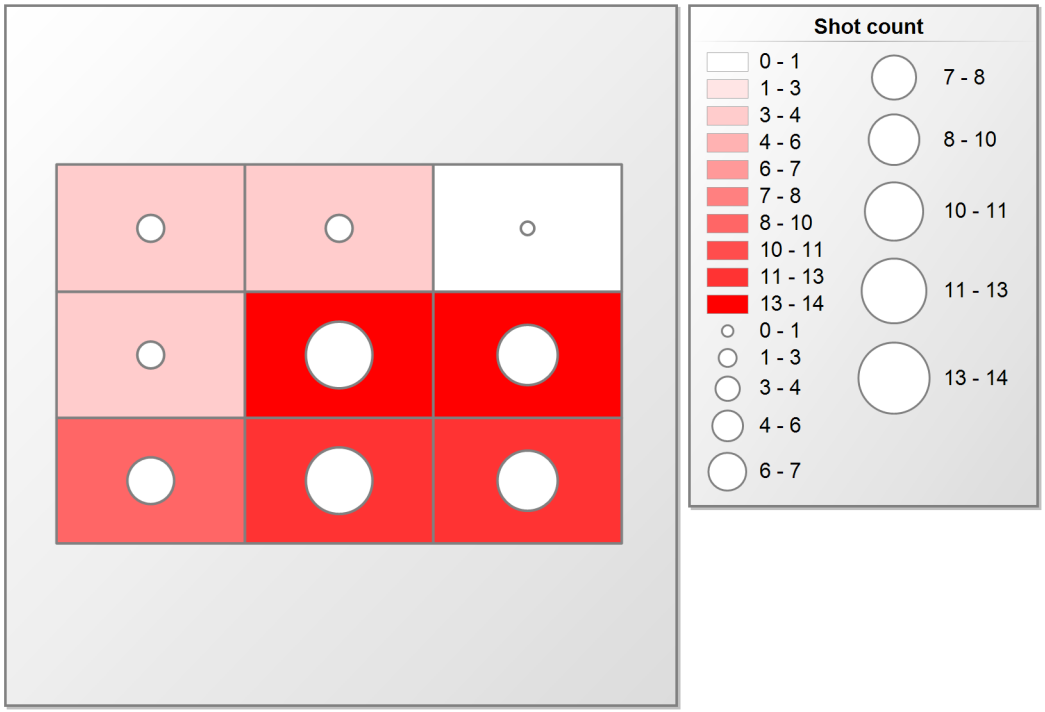

received Goals and shots

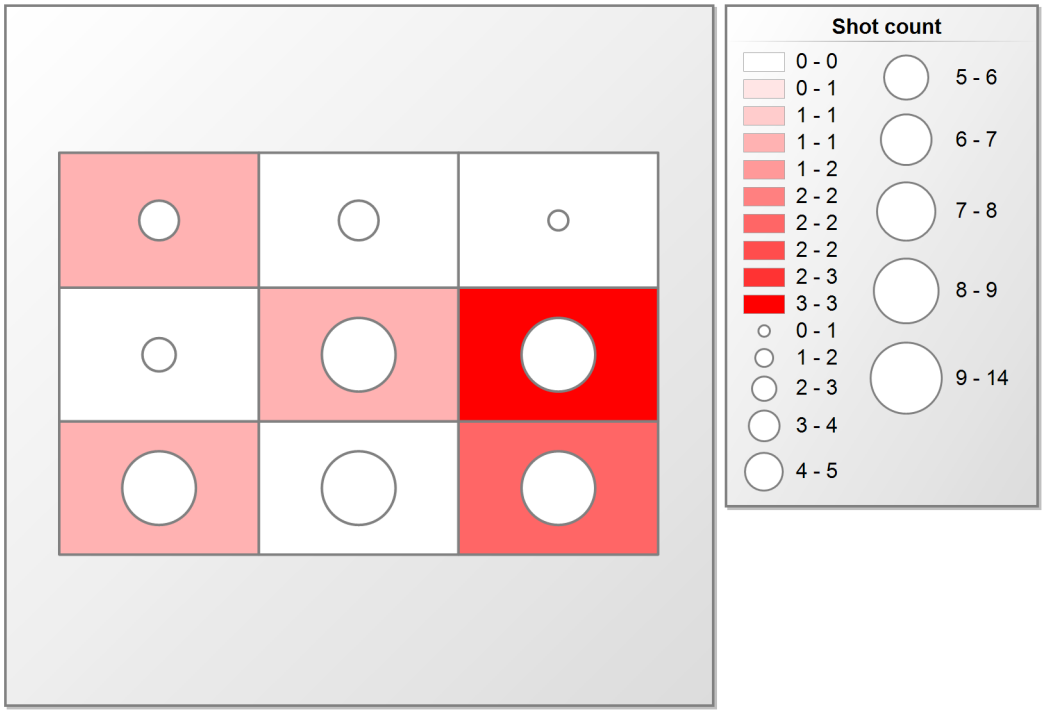

© by Roman Koller (info@floorballstatistics.ch)

Event Statistics

	Defense					Goal received							
	Body	Foot/Leg	Hand/Arm	Helmet	**Total**	missed	movement	play around	transferred	**Total**	**Total**	**Saves**	**Saves in %**
1 Pablo Barrado Alonso	7	3	21	1	**32**	6	3	1	2	**12**	**44**	**32**	**72.73**
Total	**7**	**3**	**21**	**1**	**32**	**6**	**3**	**1**	**2**	**12**	**44**	**32**	**72.73**

Shots and Saves

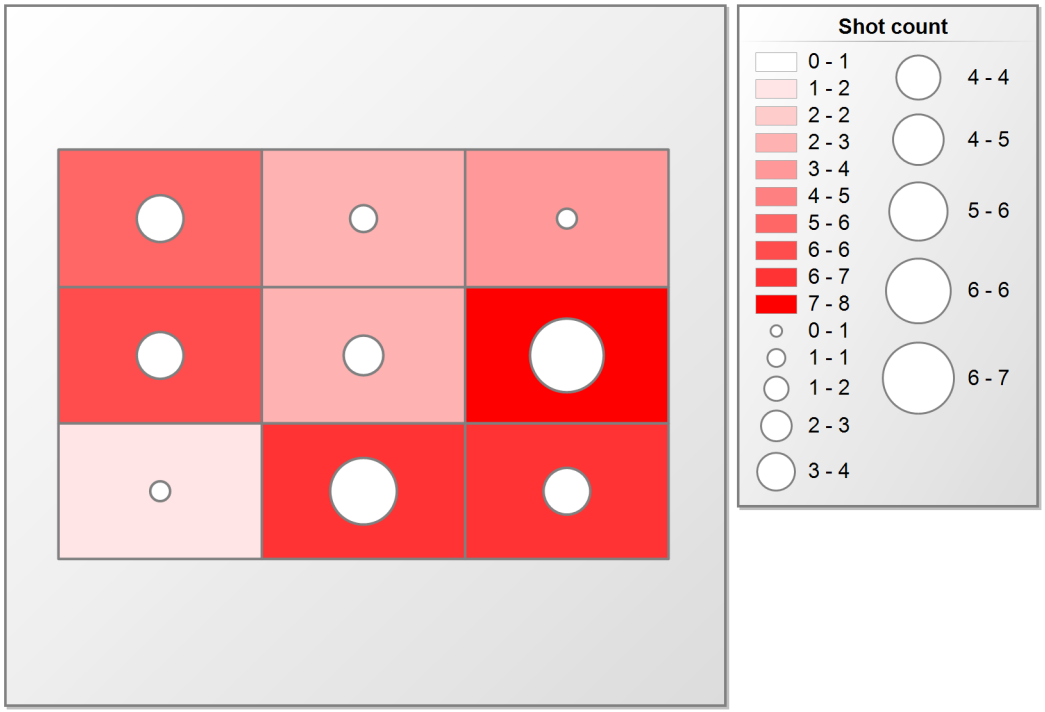

received Goals and shots

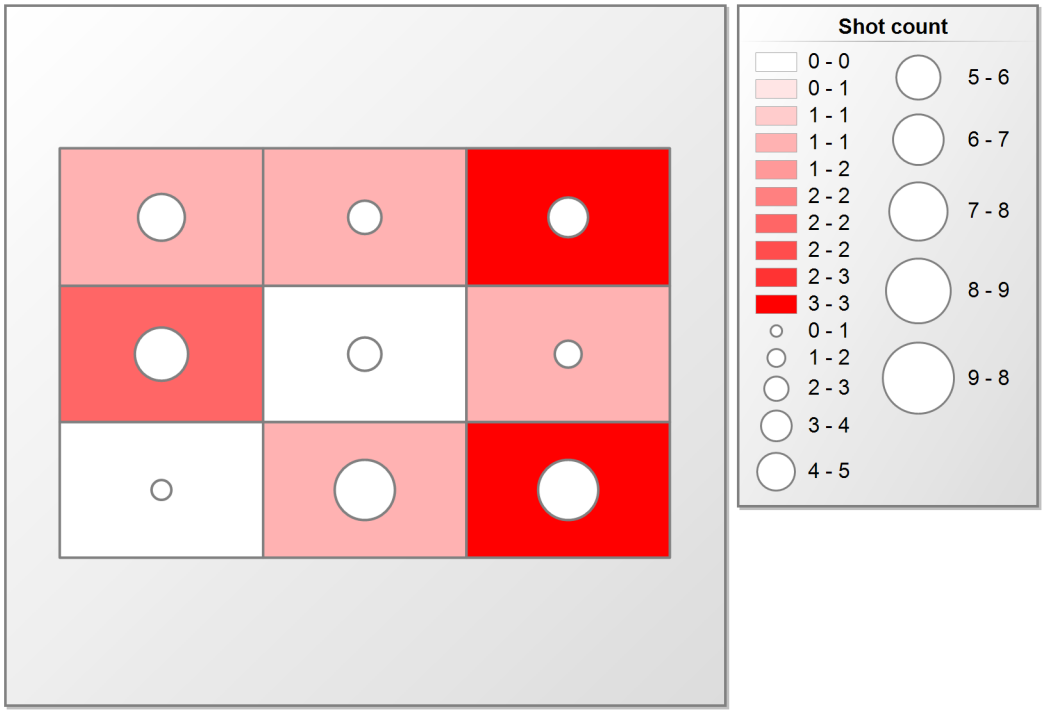

© by Roman Koller (info@floorballstatistics.ch)

Event Statistics

	Defense				Goal received								
	Body	Foot/Leg	Hand/Arm	**Total**	between legs	missed	movement	play around	transferred	**Total**	**Total**	**Saves**	**Saves in %**
31 Martin Rosin	13	5	12	**30**	1	2	2	1	1	**7**	**37**	**30**	**81.08**
Total	**13**	**5**	**12**	**30**	**1**	**2**	**2**	**1**	**1**	**7**	**37**	**30**	**81.08**

Shots and Saves

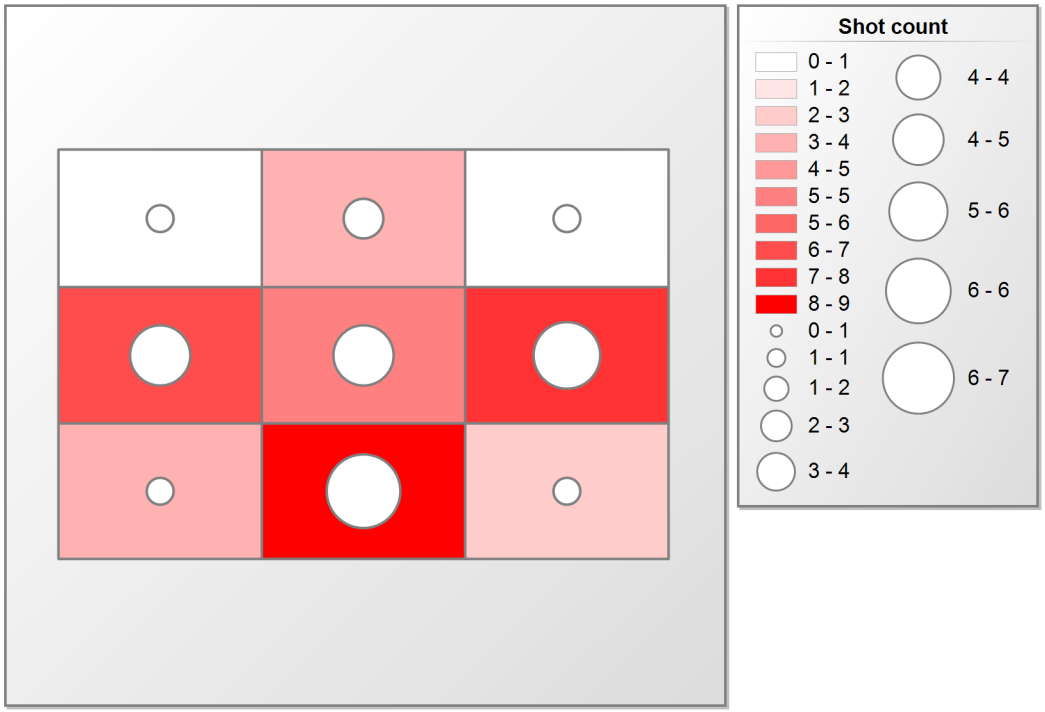

received Goals and shots

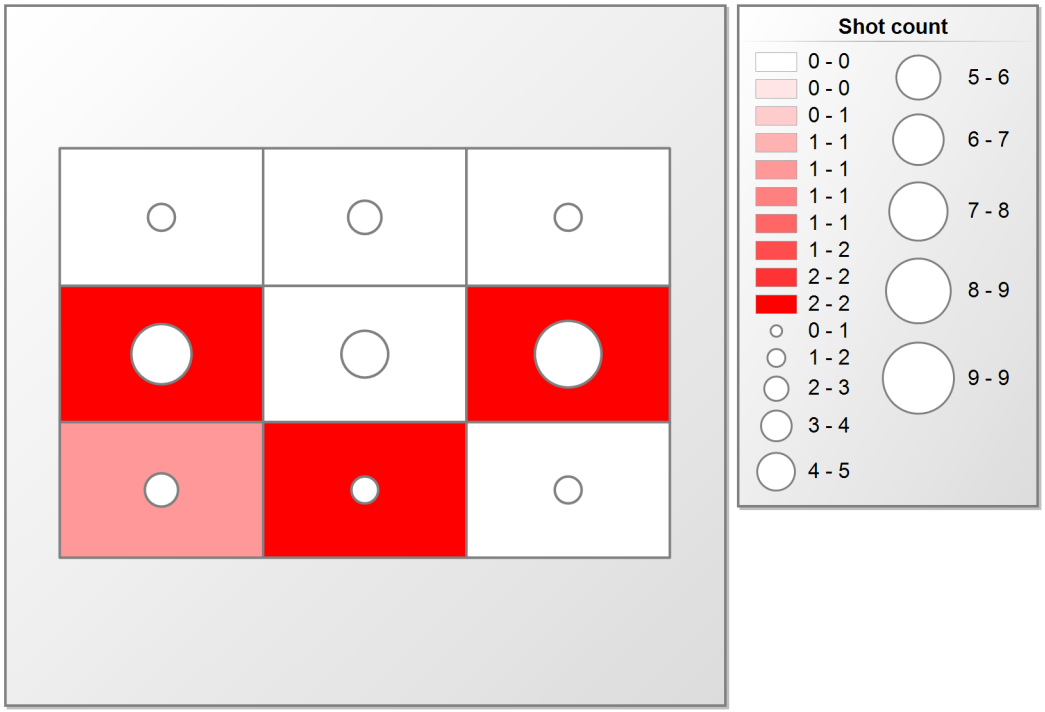

© by Roman Koller (info@floorballstatistics.ch)

Game Statistics

May 4, 2025

Game Statistics

Possession

1st Periode

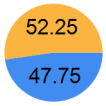

DEN NOR

2nd Periode

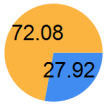

DEN NOR

3rd Periode

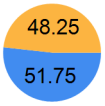

DEN NOR

No Data Available

Overall

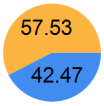

DEN NOR

	Denmark U19	Norway U19
	5	**8**
1st	3	3
2nd	2	3
3rd	0	2
ET	0	0

Shots statistics

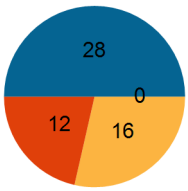

bar blocked missed on goal

	1st	2nd	3rd	ET	Total
bar	0	0	0	0	**0**
blocked	5	6	5	0	**16**
missed	4	3	5	0	**12**
on goal	12	10	6	0	**28**
	21	**19**	**16**	**0**	**56**

Precision (%)	57.14	52.63	37.50	**50.00**
Efficiency (%)	25.00	20.00	0.00	**17.86**

Shots statistics

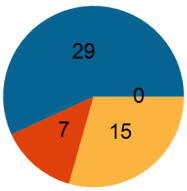

bar blocked missed on goal

	1st	2nd	3rd	ET	Total
bar	0	0	0	0	**0**
blocked	4	6	5	0	**15**
missed	1	1	5	0	**7**
on goal	6	12	11	0	**29**
	11	**19**	**21**	**0**	**51**

Precision (%)	54.55	63.16	52.38	**56.86**
Efficiency (%)	50.00	25.00	18.18	**27.59**

Goalkeeper statistic

	88 Rasmus Høegh Mortensen	
	Shots	Saves
1st	6	3
	50.00%	
2nd	12	9
	75.00%	
3rd	11	9
	81.82%	
ET	0	0
	NaN	
Total	**29**	**21**
	72.41%	

Goalkeeper statistic

	1 Marius Klausen Johansen	
	Shots	Saves
1st	12	9
	75.00%	
2nd	10	8
	80.00%	
3rd	6	6
	100.00%	
ET	0	0
	NaN	
Total	**28**	**23**
	82.14%	

Penaltytime statistics

	1st	2nd	3rd	Total	Goals
Power play	00:00	00:00	03:56	03:56	0
Box Play	01:04	00:00	04:08	05:12	0

Penaltytime statistics

	1st	2nd	3rd	Total	Goals
Power play	01:04	00:00	04:08	05:12	2
Box Play	00:00	00:00	03:56	03:56	1

© by Roman Koller (info@floorballstatistics.ch)

Game Statistics

Game history

1st Periode

Time	Result	Team	Special Situation	#	Player	#	Assist	Speed
02:24	1-0	Denmark U19		79	Tue Sund	92	Thais Olesen	0.00
05:16	2-0	Denmark U19		17	Christian Saaby Andersen	24	Hugo Malm	0.00
06:27	2-1	Norway U19		9	Fillip Engebrets Hansen	22	Sander Larsen Refsnes	0.00
14:41	2-2	Norway U19		10	Victor Alexander Wiencke	17	Mathias Solberg Swahn	0.00
15:23	3-2	Denmark U19		92	Thais Olesen			0.00
15:40		Denmark U19	2' Obstruction	79	Tue Sund			
16:44	3-3	Norway U19	PowerPlay	16	Mikkel Fauskanger	21	Adrian Holmen Kristoffersen	0.00

2nd Periode

Time	Result	Team	Special Situation	#	Player	#	Assist	Speed
23:22	3-4	Norway U19		4	Viktor Edevik	22	Sander Larsen Refsnes	0.00
25:13	3-5	Norway U19		21	Adrian Holmen Kristoffersen	8	Markus Sandberg-Pedersen	0.00
29:12	3-6	Norway U19		10	Victor Alexander Wiencke	4	Viktor Edevik	0.00
34:34	4-6	Denmark U19		8	Nikolaj Transel	17	Christian Saaby Andersen	0.00
36:13	5-6	Denmark U19		79	Tue Sund			0.00

3rd Periode

Time	Result	Team	Special Situation	#	Player	#	Assist	Speed
44:00		Denmark U19	Penalty Shot	9	Oliver Skovbo			
44:00		Norway U19	Missed Penalty	4	Viktor Edevik			0.00
48:47		Denmark U19	2' Incorrect hit	71	Malthe Saaby Hjelm			
49:35	5-7	Norway U19	PowerPlay	8	Markus Sandberg-Pedersen	25	Marcus Bang Kragerud	0.00
53:15		Denmark U19	2' High stick	92	Thais Olesen			
55:24		Norway U19	2' Holding	8	Markus Sandberg-Pedersen			
56:57	5-8	Norway U19	Box Play	4	Viktor Edevik	5	Gard Gabriel Espe	0.00
56:57		Denmark U19	Time Out					
58:04		Norway U19	2' High stick	5	Gard Gabriel Espe			
58:40		Denmark U19	2' Incorrect hit	28	Victor Toftebjerg			

© by Roman Koller (info@floorballstatistics.ch)

Game Statistics

Denmark U19	Plus/Minus			Shots				Goals		
Player	+	-	balance	Total	on Goal	% on Goal	Efficiency (%)	scored	Assists	in %
3 Lunddahl Mathiassen Osvald	0	0	0	3	1	33.33	0.00	0	0	0.00
8 Transel Nikolaj	0	0	0	2	1	50.00	100.00	1	0	20.00
9 Skovbo Oliver	0	0	0	5	0	0.00	0.00	0	0	0.00
11 Friis-Elkjær Hugo	0	0	0	1	1	100.00	0.00	0	0	0.00
14 Nørregaard Kasper	0	0	0	2	2	100.00	0.00	0	0	0.00
17 Saaby Andersen Christian	0	0	0	2	0	0.00	0.00	1	1	20.00
23 Krøgh Magnus	0	0	0	3	2	66.67	0.00	0	0	0.00
24 Malm Hugo	0	0	0	1	1	100.00	0.00	0	1	0.00
28 Toftebjerg Victor	0	0	0	3	2	66.67	0.00	0	0	0.00
42 Bendsen Anton	0	0	0	0	0	0.00	0.00	0	0	0.00
55 Bager Oliver	0	0	0	10	3	30.00	0.00	0	0	0.00
71 Saaby Hjelm Malthe	0	0	0	1	1	100.00	0.00	0	0	0.00
77 Hviid Gustav	0	0	0	2	2	100.00	0.00	0	0	0.00
78 Wunderov Gustav	0	0	0	0	0	0.00	0.00	0	0	0.00
79 Sund Tue	0	0	0	5	3	60.00	66.67	2	0	40.00
83 Sundquist Linus	0	0	0	1	0	0.00	0.00	0	0	0.00
92 Olesen Thais	0	0	0	10	7	70.00	14.29	1	1	20.00
95 Jerup Kasper	0	0	0	5	2	40.00	0.00	0	0	0.00
	0	0		**56**	**28**	**50.00**	**17.86**			

Norway U19	Plus/Minus			Shots				Goals		
Player	+	-	balance	Total	on Goal	% on Goal	Efficiency (%)	scored	Assists	in %
2 Høgåsen Andreas Storchi	0	0	0	0	0	0.00	0.00	0	0	0.00
4 Edevik Viktor	0	0	0	8	7	87.50	28.57	2	1	25.00
5 Espe Gard Gabriel	0	0	0	5	4	80.00	0.00	0	1	0.00
7 Haraldsen Espen Kalin	0	0	0	4	1	25.00	0.00	0	0	0.00
8 Sandberg-Pedersen Markus	0	0	0	5	2	40.00	50.00	1	1	12.50
9 Hansen Fillip Engebrets	0	0	0	1	1	100.00	100.00	1	0	12.50
10 Wiencke Victor Alexander	0	0	0	3	3	100.00	66.67	2	0	25.00
11 Bratten Tobias	0	0	0	2	0	0.00	0.00	0	0	0.00
12 Hermansen Marius Faller	0	0	0	4	2	50.00	0.00	0	0	0.00
13 Delebekk Theodor Anders	0	0	0	0	0	0.00	0.00	0	0	0.00
16 Fauskanger Mikkel	0	0	0	5	3	60.00	33.33	1	0	12.50
17 Swahn Mathias Solberg	0	0	0	3	2	66.67	0.00	0	1	0.00
18 Baltzersen Sander Olai Fries	0	0	0	1	0	0.00	0.00	0	0	0.00
19 Eide Magnus Antonsen	0	0	0	0	0	0.00	0.00	0	0	0.00
20 Frilseth Noah Hyggen	0	0	0	2	0	0.00	0.00	0	0	0.00
21 Kristoffersen Adrian Holmen	0	0	0	7	4	57.14	25.00	1	1	12.50
22 Refsnes Sander Larsen	0	0	0	0	0	0.00	0.00	0	2	0.00
25 Kragerud Marcus Bang	0	0	0	1	0	0.00	0.00	0	1	0.00
	0	0		**51**	**29**	**56.86**	**27.59**			

© by Roman Koller (info@floorballstatistics.ch)

Shot Statistics

Denmark U19

Overall

Norway U19

bar	0	0.00 %
blocked	0	0.00 %
missed	0	0.00 %
on goal	0	0.00 %
Shots	**0**	**0.00 %**
Scores	**0**	**0.00 %**

bar	0	0.00 %
missed	1	10.00 %
blocked	2	20.00 %
on goal	7	70.00 %
Shots	**10**	**17.86 %**
Scores	**1**	**20.00 %**

bar	0	0.00 %
blocked	0	0.00 %
missed	0	0.00 %
on goal	0	0.00 %
Shots	**0**	**0.00 %**
Scores	**0**	**0.00 %**

bar	0	0.00 %
blocked	2	20.00 %
missed	4	40.00 %
on goal	4	40.00 %
Shots	**10**	**17.86 %**
Scores	**0**	**0.00 %**

bar	0	0.00 %
missed	1	6.67 %
blocked	7	46.67 %
on goal	7	46.67 %
Shots	**15**	**26.79 %**
Scores	**3**	**60.00 %**

bar	0	0.00 %
blocked	1	8.33 %
missed	5	41.67 %
on goal	6	50.00 %
Shots	**12**	**21.43 %**
Scores	**1**	**20.00 %**

bar	0	0.00 %
blocked	0	0.00 %
missed	0	0.00 %
on goal	0	0.00 %
Shots	**0**	**0.00 %**
Scores	**0**	**0.00 %**

bar	0	0.00 %
missed	1	14.29 %
blocked	2	28.57 %
on goal	4	57.14 %
Shots	**7**	**12.50 %**
Scores	**0**	**0.00 %**

bar	0	0.00 %
missed	0	0.00 %
on goal	0	0.00 %
blocked	2	100.00 %
Shots	**2**	**3.57 %**
Scores	**0**	**0.00 %**

bar	0	0.00 %
missed	12	21.43 %
blocked	16	28.57 %
on goal	28	50.00 %
Shots	**56**	
Scores	**5**	

bar	0	0.00 %
blocked	1	33.33 %
missed	1	33.33 %
on goal	1	33.33 %
Shots	**3**	**5.88 %**
Scores	**0**	**0.00 %**

bar	0	0.00 %
missed	0	0.00 %
blocked	1	14.29 %
on goal	6	85.71 %
Shots	**7**	**13.73 %**
Scores	**3**	**37.50 %**

bar	0	0.00 %
blocked	0	0.00 %
missed	0	0.00 %
on goal	2	100.00 %
Shots	**2**	**3.92 %**
Scores	**1**	**12.50 %**

bar	0	0.00 %
missed	1	12.50 %
on goal	2	25.00 %
blocked	5	62.50 %
Shots	**8**	**15.69 %**
Scores	**2**	**25.00 %**

bar	0	0.00 %
missed	1	9.09 %
blocked	2	18.18 %
on goal	8	72.73 %
Shots	**11**	**21.57 %**
Scores	**1**	**12.50 %**

bar	0	0.00 %
blocked	4	28.57 %
missed	4	28.57 %
on goal	6	42.86 %
Shots	**14**	**27.45 %**
Scores	**1**	**12.50 %**

bar	0	0.00 %
blocked	0	0.00 %
missed	0	0.00 %
on goal	3	100.00 %
Shots	**3**	**5.88 %**
Scores	**0**	**0.00 %**

bar	0	0.00 %
missed	0	0.00 %
on goal	1	33.33 %
blocked	2	66.67 %
Shots	**3**	**5.88 %**
Scores	**0**	**0.00 %**

bar	0	0.00 %
blocked	0	0.00 %
missed	0	0.00 %
on goal	0	0.00 %
Shots	**0**	**0.00 %**
Scores	**0**	**0.00 %**

bar	0	0.00 %
missed	7	13.73 %
blocked	15	29.41 %
on goal	29	56.86 %
Shots	**51**	
Scores	**8**	

© by Roman Koller (info@floorballstatistics.ch)

Shot Statistics

Denmark U19

1st Periode

Norway U19

bar	0	0.00 %
blocked	0	0.00 %
missed	0	0.00 %
on goal	0	0.00 %
Shots	**0**	**0.00 %**
Scores	**0**	**0.00 %**

bar	0	0.00 %
blocked	1	20.00 %
missed	1	20.00 %
on goal	3	60.00 %
Shots	**5**	**23.81 %**
Scores	**1**	**33.33 %**

bar	0	0.00 %
blocked	0	0.00 %
missed	0	0.00 %
on goal	0	0.00 %
Shots	**0**	**0.00 %**
Scores	**0**	**0.00 %**

bar	0	0.00 %
blocked	0	0.00 %
missed	0	0.00 %
on goal	3	100.00 %
Shots	**3**	**14.29 %**
Scores	**0**	**0.00 %**

bar	0	0.00 %
missed	0	0.00 %
blocked	2	40.00 %
on goal	3	60.00 %
Shots	**5**	**23.81 %**
Scores	**2**	**66.67 %**

bar	0	0.00 %
blocked	0	0.00 %
on goal	2	40.00 %
missed	3	60.00 %
Shots	**5**	**23.81 %**
Scores	**0**	**0.00 %**

bar	0	0.00 %
blocked	0	0.00 %
missed	0	0.00 %
on goal	0	0.00 %
Shots	**0**	**0.00 %**
Scores	**0**	**0.00 %**

bar	0	0.00 %
missed	0	0.00 %
blocked	1	50.00 %
on goal	1	50.00 %
Shots	**2**	**9.52 %**
Scores	**0**	**0.00 %**

bar	0	0.00 %
missed	0	0.00 %
on goal	0	0.00 %
blocked	1	100.00 %
Shots	**1**	**4.76 %**
Scores	**0**	**0.00 %**

bar	0	0.00 %
missed	4	19.05 %
blocked	5	23.81 %
on goal	12	57.14 %
Shots	**21**	
Scores	**3**	

bar	0	0.00 %
blocked	0	0.00 %
missed	0	0.00 %
on goal	1	100.00 %
Shots	**1**	**9.09 %**
Scores	**0**	**0.00 %**

bar	0	0.00 %
blocked	0	0.00 %
missed	0	0.00 %
on goal	0	0.00 %
Shots	**0**	**0.00 %**
Scores	**0**	**0.00 %**

bar	0	0.00 %
blocked	0	0.00 %
missed	0	0.00 %
on goal	1	100.00 %
Shots	**1**	**9.09 %**
Scores	**1**	**33.33 %**

bar	0	0.00 %
missed	0	0.00 %
on goal	1	25.00 %
blocked	3	75.00 %
Shots	**4**	**36.36 %**
Scores	**1**	**33.33 %**

bar	0	0.00 %
missed	0	0.00 %
blocked	1	50.00 %
on goal	1	50.00 %
Shots	**2**	**18.18 %**
Scores	**0**	**0.00 %**

bar	0	0.00 %
blocked	0	0.00 %
missed	1	33.33 %
on goal	2	66.67 %
Shots	**3**	**27.27 %**
Scores	**1**	**33.33 %**

bar	0	0.00 %
blocked	0	0.00 %
missed	0	0.00 %
on goal	0	0.00 %
Shots	**0**	**0.00 %**
Scores	**0**	**0.00 %**

bar	0	0.00 %
blocked	0	0.00 %
missed	0	0.00 %
on goal	0	0.00 %
Shots	**0**	**0.00 %**
Scores	**0**	**0.00 %**

bar	0	0.00 %
blocked	0	0.00 %
missed	0	0.00 %
on goal	0	0.00 %
Shots	**0**	**0.00 %**
Scores	**0**	**0.00 %**

bar	0	0.00 %
missed	1	9.09 %
blocked	4	36.36 %
on goal	6	54.55 %
Shots	**11**	
Scores	**3**	

© by Roman Koller (info@floorballstatistics.ch)

Shot Statistics

Denmark U19

2nd Periode

Norway U19

bar	0	0.00 %
blocked	0	0.00 %
missed	0	0.00 %
on goal	0	0.00 %
Shots	**0**	**0.00 %**
Scores	**0**	**0.00 %**

bar	0	0.00 %
blocked	0	0.00 %
missed	0	0.00 %
on goal	2	100.00 %
Shots	**2**	**10.53 %**
Scores	**0**	**0.00 %**

bar	0	0.00 %
blocked	0	0.00 %
missed	0	0.00 %
on goal	0	0.00 %
Shots	**0**	**0.00 %**
Scores	**0**	**0.00 %**

bar	0	0.00 %
missed	1	25.00 %
on goal	1	25.00 %
blocked	2	50.00 %
Shots	**4**	**21.05 %**
Scores	**0**	**0.00 %**

bar	0	0.00 %
missed	1	11.11 %
blocked	4	44.44 %
on goal	4	44.44 %
Shots	**9**	**47.37 %**
Scores	**1**	**50.00 %**

bar	0	0.00 %
blocked	0	0.00 %
missed	1	33.33 %
on goal	2	66.67 %
Shots	**3**	**15.79 %**
Scores	**1**	**50.00 %**

bar	0	0.00 %
blocked	0	0.00 %
missed	0	0.00 %
on goal	0	0.00 %
Shots	**0**	**0.00 %**
Scores	**0**	**0.00 %**

bar	0	0.00 %
blocked	0	0.00 %
missed	0	0.00 %
on goal	1	100.00 %
Shots	**1**	**5.26 %**
Scores	**0**	**0.00 %**

bar	0	0.00 %
blocked	0	0.00 %
missed	0	0.00 %
on goal	0	0.00 %
Shots	**0**	**0.00 %**
Scores	**0**	**0.00 %**

bar	0	0.00 %
missed	0	0.00 %
on goal	0	0.00 %
blocked	1	100.00 %
Shots	**1**	**5.26 %**
Scores	**0**	**0.00 %**

bar	0	0.00 %
blocked	0	0.00 %
missed	0	0.00 %
on goal	3	100.00 %
Shots	**3**	**15.79 %**
Scores	**2**	**66.67 %**

bar	0	0.00 %
blocked	0	0.00 %
missed	0	0.00 %
on goal	1	100.00 %
Shots	**1**	**5.26 %**
Scores	**0**	**0.00 %**

bar	0	0.00 %
blocked	0	0.00 %
missed	0	0.00 %
on goal	0	0.00 %
Shots	**0**	**0.00 %**
Scores	**0**	**0.00 %**

bar	0	0.00 %
missed	1	16.67 %
on goal	2	33.33 %
blocked	3	50.00 %
Shots	**6**	**31.58 %**
Scores	**0**	**0.00 %**

bar	0	0.00 %
blocked	0	0.00 %
missed	0	0.00 %
on goal	5	83.33 %
Shots	**6**	**31.58 %**
Scores	**1**	**33.33 %**

bar	0	0.00 %
blocked	0	0.00 %
missed	0	0.00 %
on goal	0	0.00 %
Shots	**0**	**0.00 %**
Scores	**0**	**0.00 %**

bar	0	0.00 %
blocked	0	0.00 %
missed	0	0.00 %
on goal	1	100.00 %
Shots	**1**	**5.26 %**
Scores	**0**	**0.00 %**

bar	0	0.00 %
missed	0	0.00 %
on goal	0	0.00 %
blocked	1	100.00 %
Shots	**1**	**5.26 %**
Scores	**0**	**0.00 %**

bar	0	0.00 %
blocked	0	0.00 %
missed	0	0.00 %
on goal	0	0.00 %
Shots	**0**	**0.00 %**
Scores	**0**	**0.00 %**

bar	0	0.00 %
missed	1	16.67 %
on goal	2	33.33 %
blocked	3	50.00 %
Shots	**6**	**31.58 %**
Scores	**0**	**0.00 %**

bar	0	0.00 %
blocked	0	0.00 %
missed	0	0.00 %
on goal	0	0.00 %
Shots	**0**	**0.00 %**
Scores	**0**	**0.00 %**

bar	0	0.00 %
missed	3	15.79 %
blocked	6	31.58 %
on goal	10	52.63 %
Shots	**19**	
Scores	**2**	

bar	0	0.00 %
missed	1	5.26 %
blocked	6	31.58 %
on goal	12	63.16 %
Shots	**19**	
Scores	**3**	

© by Roman Koller (info@floorballstatistics.ch)

Shot Statistics

Denmark U19

3rd Periode

Norway U19

bar	0	0.00 %
blocked	0	0.00 %
missed	0	0.00 %
on goal	0	0.00 %
Shots	**0**	**0.00 %**
Scores	**0**	**0.00 %**

bar	0	0.00 %
missed	0	0.00 %
blocked	1	33.33 %
on goal	2	66.67 %
Shots	**3**	**18.75 %**
Scores	**0**	**0.00 %**

bar	0	0.00 %
blocked	0	0.00 %
missed	0	0.00 %
on goal	0	0.00 %
Shots	**0**	**0.00 %**
Scores	**0**	**0.00 %**

bar	0	0.00 %
blocked	0	0.00 %
on goal	0	0.00 %
missed	1	100.00 %
Shots	**1**	**4.76 %**
Scores	**0**	**0.00 %**

bar	0	0.00 %
missed	0	0.00 %
blocked	1	25.00 %
on goal	3	75.00 %
Shots	**4**	**19.05 %**
Scores	**1**	**50.00 %**

bar	0	0.00 %
blocked	0	0.00 %
missed	0	0.00 %
on goal	0	0.00 %
Shots	**0**	**0.00 %**
Scores	**0**	**0.00 %**

bar	0	0.00 %
blocked	0	0.00 %
on goal	0	0.00 %
missed	3	100.00 %
Shots	**3**	**18.75 %**
Scores	**0**	**0.00 %**

bar	0	0.00 %
missed	0	0.00 %
on goal	0	0.00 %
blocked	1	100.00 %
Shots	**1**	**6.25 %**
Scores	**0**	**0.00 %**

bar	0	0.00 %
blocked	1	25.00 %
missed	1	25.00 %
on goal	2	50.00 %
Shots	**4**	**25.00 %**
Scores	**0**	**0.00 %**

bar	0	0.00 %
blocked	0	0.00 %
missed	1	25.00 %
on goal	1	25.00 %
blocked	2	50.00 %
Shots	**4**	**19.05 %**
Scores	**1**	**50.00 %**

bar	0	0.00 %
blocked	0	0.00 %
missed	1	33.33 %
on goal	2	66.67 %
Shots	**3**	**14.29 %**
Scores	**0**	**0.00 %**

bar	0	0.00 %
blocked	1	20.00 %
missed	2	40.00 %
on goal	2	40.00 %
Shots	**5**	**23.81 %**
Scores	**0**	**0.00 %**

bar	0	0.00 %
blocked	0	0.00 %
missed	0	0.00 %
on goal	0	0.00 %
Shots	**0**	**0.00 %**
Scores	**0**	**0.00 %**

bar	0	0.00 %
blocked	1	25.00 %
missed	1	25.00 %
on goal	2	50.00 %
Shots	**4**	**25.00 %**
Scores	**0**	**0.00 %**

bar	0	0.00 %
missed	0	0.00 %
on goal	0	0.00 %
blocked	1	100.00 %
Shots	**1**	**6.25 %**
Scores	**0**	**0.00 %**

bar	0	0.00 %
blocked	0	0.00 %
missed	0	0.00 %
on goal	2	100.00 %
Shots	**2**	**9.52 %**
Scores	**0**	**0.00 %**

bar	0	0.00 %
blocked	0	0.00 %
missed	0	0.00 %
blocked	1	50.00 %
on goal	1	50.00 %
Shots	**2**	**9.52 %**
Scores	**0**	**0.00 %**

bar	0	0.00 %
blocked	0	0.00 %
missed	0	0.00 %
on goal	0	0.00 %
Shots	**0**	**0.00 %**
Scores	**0**	**0.00 %**

bar	0	0.00 %
blocked	5	31.25 %
missed	5	31.25 %
on goal	6	37.50 %
Shots	**16**	
Scores	**0**	

bar	0	0.00 %
blocked	5	23.81 %
missed	5	23.81 %
on goal	11	52.38 %
Shots	**21**	
Scores	**2**	

© by Roman Koller (info@floorballstatistics.ch)

Game Statistics

May 4, 2025

Game Statistics

Possession

1st Periode

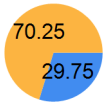

AUS GER

2nd Periode

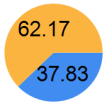

AUS GER

3rd Periode

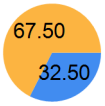

AUS GER

No Data Available

Overall

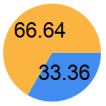

AUS GER

Australia U19

	5	10
1st	3	5
2nd	0	0
3rd	2	5
ET	0	0

Germany U19

Shots statistics

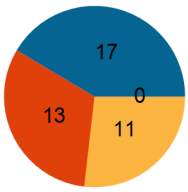

bar blocked missed on goal

	1st	2nd	3rd	ET	Total
bar	0	0	0	0	**0**
blocked	1	4	6	0	**11**
missed	3	5	5	0	**13**
on goal	9	3	5	0	**17**
	13	**12**	**16**	**0**	**41**

Precision (%)	69.23	25.00	31.25	**41.46**
Efficiency (%)	33.33	0.00	40.00	**29.41**

Shots statistics

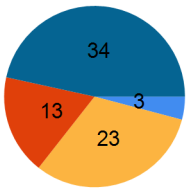

bar blocked missed on goal

	1st	2nd	3rd	ET	Total
bar	1	1	1	0	**3**
blocked	10	9	4	0	**23**
missed	5	5	3	0	**13**
on goal	10	11	13	0	**34**
	26	**26**	**21**	**0**	**73**

Precision (%)	38.46	42.31	61.90	**46.58**
Efficiency (%)	50.00	0.00	38.46	**29.41**

Goalkeeper statistic

	21 Angus Campbell	
	Shots	Saves
1st	10	5
	50.00%	
2nd	11	11
	100.00%	
3rd	13	8
	61.54%	
ET	0	0
	NaN	
Total	**34**	**24**
	70.59%	

Goalkeeper statistic

	1 Finn Höfer	
	Shots	Saves
1st	7	4
	57.14%	
2nd	3	3
	100.00%	
3rd	5	3
	60.00%	
ET	0	0
	NaN	
Total	**15**	**10**
	66.67%	

Penaltytime statistics

	1st	2nd	3rd	Total	Goals
Power play	00:00	00:00	01:41	01:41	1
Box Play	02:27	00:00	03:13	05:40	0

Penaltytime statistics

	1st	2nd	3rd	Total	Goals
Power play	02:27	00:00	03:13	05:40	3
Box Play	00:00	00:00	01:41	01:41	0

© by Roman Koller (info@floorballstatistics.ch)

Game Statistics

Game history

1st Periode

Time	Result	Team	Special Situation	#	Player	#	Assist	Speed
02:44	1-0	Australia U19	Own Goal					0.00
04:07	1-1	Germany U19		97	Luca Winter	20	Philip Richter	0.00
04:48	1-2	Germany U19		19	Arvid Schaar	91	Julius Teichert	0.00
07:07	2-2	Australia U19		29	Jed Hopkins	30	Thomas Meyer	0.00
10:22	2-3	Germany U19		77	Wilhelm Dafgård	73	Jan Schweiger	0.00
14:10		Australia U19	2' Incorrect hit	80	Samuel Meyer			
15:27	2-4	Germany U19	PowerPlay	52	Sebastian Unterberger	19	Arvid Schaar	0.00
15:46	3-4	Australia U19		23	Travis Richardson			0.00
16:35		Australia U19	2' Incorrect hit	11	Kent Feurstein			
17:45	3-5	Germany U19	PowerPlay	7	Anton Weyrauch	77	Wilhelm Dafgård	0.00

3rd Periode

Time	Result	Team	Special Situation	#	Player	#	Assist	Speed
40:16	3-6	Germany U19		52	Sebastian Unterberger	97	Luca Winter	0.00
45:56		Australia U19	2' High stick	27	Jacob McKinsley			
49:39	3-7	Germany U19		20	Philip Richter	97	Luca Winter	0.00
51:12		Australia U19	2' Incorrect hit	30	Thomas Meyer			
52:25	3-8	Germany U19	PowerPlay	7	Anton Weyrauch	52	Sebastian Unterberger	0.00
54:49	4-8	Australia U19		47	Hugh van der Sar	80	Samuel Meyer	0.00
54:49		Australia U19	Time Out					
55:39		Germany U19	2' Incorrect hit	24	Lasse Fischer			
57:20	5-8	Australia U19	PowerPlay	2	Benjamin Rak	44	Flynn Craig	0.00
59:25	5-9	Germany U19		7	Anton Weyrauch	91	Julius Teichert	0.00
59:59	5-10	Germany U19		7	Anton Weyrauch			0.00

© by Roman Koller (info@floorballstatistics.ch)

Game Statistics

Australia U19	Plus/Minus			Shots				Goals		
Player	+	-	balance	Total	on Goal	% on Goal	Efficiency (%)	scored	Assists	in %
2 Rak Benjamin	2	4	-2	9	3	33.33	33.33	1	0	20.00
6 Franz Oliver	2	5	-3	5	3	60.00	0.00	0	0	0.00
7 Marie-Soong Oliver	0	3	-3	0	0	0.00	0.00	0	0	0.00
9 Knox Lyttle Reid	2	4	-2	1	0	0.00	0.00	0	0	0.00
10 Ross Dylan	0	4	-4	3	1	33.33	0.00	0	0	0.00
11 Feurstein Kent	2	6	-4	2	1	50.00	0.00	0	0	0.00
12 Kulcar Kiran	0	0	0	0	0	0.00	0.00	0	0	0.00
15 Skett Alexander	2	3	-1	1	0	0.00	0.00	0	0	0.00
16 Balamurugan Gautham	0	4	-4	0	0	0.00	0.00	0	0	0.00
23 Richardson Travis	2	0	2	3	1	33.33	100.00	1	0	20.00
27 McKinsley Jacob	0	1	-1	0	0	0.00	0.00	0	0	0.00
29 Hopkins Jed	2	3	-1	2	2	100.00	50.00	1	0	20.00
30 Meyer Thomas	2	5	-3	4	2	50.00	0.00	0	1	0.00
42 Crofts Callum	1	2	-1	0	0	0.00	0.00	0	0	0.00
44 Craig Flynn	2	2	0	1	0	0.00	0.00	0	1	0.00
47 van der Sar Hugh	1	3	-2	7	2	28.57	50.00	1	0	20.00
71 Rawlins Edward	0	1	-1	2	1	50.00	0.00	0	0	0.00
80 Meyer Samuel	0	5	-5	1	1	100.00	0.00	0	1	0.00
	20	55		**41**	**17**	**41.46**	**23.53**			

Germany U19	Plus/Minus			Shots				Goals		
Player	+	-	balance	Total	on Goal	% on Goal	Efficiency (%)	scored	Assists	in %
5 Kappler Julian	0	1	-1	0	0	0.00	0.00	0	0	0.00
7 Weyrauch Anton	9	0	9	11	5	45.45	80.00	4	0	40.00
8 Heinrich Hannes	0	0	0	0	0	0.00	0.00	0	0	0.00
17 Hofer Simon	0	1	-1	6	2	33.33	0.00	0	0	0.00
19 Schaar Arvid	5	2	3	6	3	50.00	33.33	1	1	10.00
20 Richter Philip	5	0	5	5	3	60.00	33.33	1	1	10.00
21 Ammann Konstantin	9	0	9	10	3	30.00	0.00	0	0	0.00
23 Feichtinger Jonas	1	1	0	2	1	50.00	0.00	0	0	0.00
24 Fischer Lasse	1	1	0	3	2	66.67	0.00	0	0	0.00
30 Hanfler Gabriel	2	2	0	0	0	0.00	0.00	0	0	0.00
33 De Zwaan Noah	0	2	-2	0	0	0.00	0.00	0	0	0.00
52 Unterberger Sebastian	7	0	7	7	4	57.14	50.00	2	1	20.00
53 Leyhe Levin	0	1	-1	0	0	0.00	0.00	0	0	0.00
62 Vallema Lasse	0	1	-1	0	0	0.00	0.00	0	0	0.00
73 Schweiger Jan	2	2	0	5	2	40.00	0.00	0	1	0.00
77 Dafgård Wilhelm	6	3	3	10	4	40.00	25.00	1	1	10.00
91 Teichert Julius	3	3	0	4	2	50.00	0.00	0	2	0.00
97 Winter Luca	5	0	5	4	3	75.00	33.33	1	2	10.00
	55	20		**73**	**34**	**46.58**	**29.41**			

© by Roman Koller (info@floorballstatistics.ch)

Shot Statistics

Australia U19

Overall

Germany U19

bar	0	0.00 %
blocked	0	0.00 %
missed	0	0.00 %
on goal	0	0.00 %
Shots	**0**	**0.00 %**
Scores	**0**	**0.00 %**

bar	0	0.00 %
blocked	0	0.00 %
missed	1	20.00 %
on goal	4	80.00 %
Shots	**5**	**12.20 %**
Scores	**2**	**40.00 %**

bar	0	0.00 %
blocked	0	0.00 %
missed	0	0.00 %
on goal	0	0.00 %
Shots	**0**	**0.00 %**
Scores	**0**	**0.00 %**

bar	0	0.00 %
blocked	0	0.00 %
missed	0	0.00 %
on goal	0	0.00 %
Shots	**0**	**0.00 %**
Scores	**0**	**0.00 %**

bar	0	0.00 %
blocked	0	0.00 %
missed	0	0.00 %
on goal	7	100.00 %
Shots	**7**	**9.59 %**
Scores	**4**	**40.00 %**

bar	0	0.00 %
blocked	0	0.00 %
missed	0	0.00 %
on goal	0	0.00 %
Shots	**0**	**0.00 %**
Scores	**0**	**0.00 %**

bar	0	0.00 %
on goal	1	20.00 %
blocked	2	40.00 %
missed	2	40.00 %
Shots	**5**	**12.20 %**
Scores	**1**	**20.00 %**

bar	0	0.00 %
blocked	0	0.00 %
missed	5	41.67 %
on goal	7	58.33 %
Shots	**12**	**29.27 %**
Scores	**2**	**40.00 %**

bar	0	0.00 %
missed	1	12.50 %
on goal	3	37.50 %
blocked	4	50.00 %
Shots	**8**	**19.51 %**
Scores	**0**	**0.00 %**

bar	0	0.00 %
missed	3	20.00 %
blocked	4	26.67 %
on goal	8	53.33 %
Shots	**15**	**20.55 %**
Scores	**2**	**20.00 %**

bar	1	10.00 %
blocked	1	10.00 %
missed	3	30.00 %
on goal	5	50.00 %
Shots	**10**	**13.70 %**
Scores	**0**	**0.00 %**

bar	1	6.67 %
on goal	4	26.67 %
blocked	5	33.33 %
missed	5	33.33 %
Shots	**15**	**20.55 %**
Scores	**2**	**20.00 %**

bar	0	0.00 %
on goal	0	0.00 %
missed	1	33.33 %
blocked	2	66.67 %
Shots	**3**	**7.32 %**
Scores	**0**	**0.00 %**

bar	0	0.00 %
on goal	1	20.00 %
blocked	2	40.00 %
missed	2	40.00 %
Shots	**5**	**12.20 %**
Scores	**0**	**0.00 %**

bar	0	0.00 %
blocked	1	33.33 %
missed	1	33.33 %
on goal	1	33.33 %
Shots	**3**	**7.32 %**
Scores	**0**	**0.00 %**

bar	0	0.00 %
on goal	0	0.00 %
missed	1	6.25 %
blocked	4	80.00 %
Shots	**5**	**6.85 %**
Scores	**1**	**10.00 %**

bar	1	6.25 %
missed	1	6.25 %
on goal	6	37.50 %
blocked	8	50.00 %
Shots	**16**	**21.92 %**
Scores	**1**	**10.00 %**

bar	0	0.00 %
blocked	1	20.00 %
missed	1	20.00 %
on goal	3	60.00 %
Shots	**5**	**6.85 %**
Scores	**0**	**0.00 %**

bar	0	0.00 %
blocked	11	26.83 %
missed	13	31.71 %
on goal	17	41.46 %
Shots	**41**	
Scores	**5**	

bar	3	4.11 %
missed	13	17.81 %
blocked	23	31.51 %
on goal	34	46.58 %
Shots	**73**	
Scores	**10**	

© by Roman Koller (info@floorballstatistics.ch)

Shot Statistics

Australia U19

1st Periode

Germany U19

bar	0	0.00 %
blocked	0	0.00 %
missed	0	0.00 %
on goal	0	0.00 %
Shots	**0**	**0.00 %**
Scores	**0**	**0.00 %**

bar	0	0.00 %
blocked	0	0.00 %
missed	0	0.00 %
on goal	2	100.00 %
Shots	**2**	**15.38 %**
Scores	**1**	**33.33 %**

bar	0	0.00 %
blocked	0	0.00 %
missed	0	0.00 %
on goal	0	0.00 %
Shots	**0**	**0.00 %**
Scores	**0**	**0.00 %**

bar	0	0.00 %
blocked	0	0.00 %
missed	1	50.00 %
on goal	1	50.00 %
Shots	**2**	**15.38 %**
Scores	**1**	**33.33 %**

bar	0	0.00 %
blocked	0	0.00 %
missed	1	16.67 %
on goal	5	83.33 %
Shots	**6**	**46.15 %**
Scores	**1**	**33.33 %**

bar	0	0.00 %
blocked	0	0.00 %
missed	0	0.00 %
on goal	0	0.00 %
Shots	**0**	**0.00 %**
Scores	**0**	**0.00 %**

bar	0	0.00 %
missed	0	0.00 %
on goal	0	0.00 %
blocked	1	100.00 %
Shots	**1**	**7.69 %**
Scores	**0**	**0.00 %**

bar	0	0.00 %
blocked	0	0.00 %
missed	0	0.00 %
on goal	0	0.00 %
Shots	**0**	**0.00 %**
Scores	**0**	**0.00 %**

bar	0	0.00 %
blocked	0	0.00 %
missed	1	50.00 %
on goal	1	50.00 %
Shots	**2**	**15.38 %**
Scores	**0**	**0.00 %**

bar	0	0.00 %
blocked	1	7.69 %
missed	3	23.08 %
on goal	9	69.23 %
Shots	**13**	
Scores	**3**	

bar	0	0.00 %
blocked	0	0.00 %
missed	0	0.00 %
on goal	0	0.00 %
Shots	**0**	**0.00 %**
Scores	**0**	**0.00 %**

bar	0	0.00 %
blocked	0	0.00 %
missed	0	0.00 %
on goal	3	100.00 %
Shots	**3**	**11.54 %**
Scores	**2**	**40.00 %**

bar	0	0.00 %
blocked	0	0.00 %
missed	0	0.00 %
on goal	0	0.00 %
Shots	**0**	**0.00 %**
Scores	**0**	**0.00 %**

bar	0	0.00 %
missed	0	0.00 %
on goal	1	25.00 %
blocked	3	75.00 %
Shots	**4**	**15.38 %**
Scores	**0**	**0.00 %**

bar	0	0.00 %
blocked	0	0.00 %
on goal	0	0.00 %
missed	2	100.00 %
Shots	**2**	**7.69 %**
Scores	**0**	**0.00 %**

bar	0	0.00 %
on goal	1	14.29 %
blocked	3	42.86 %
missed	3	42.86 %
Shots	**7**	**26.92 %**
Scores	**1**	**20.00 %**

bar	0	0.00 %
missed	0	0.00 %
on goal	1	25.00 %
blocked	3	75.00 %
Shots	**4**	**15.38 %**
Scores	**1**	**20.00 %**

missed	0	0.00 %
bar	1	25.00 %
blocked	1	25.00 %
on goal	2	50.00 %
Shots	**4**	**15.38 %**
Scores	**1**	**20.00 %**

bar	0	0.00 %
blocked	0	0.00 %
missed	0	0.00 %
on goal	2	100.00 %
Shots	**2**	**7.69 %**
Scores	**0**	**0.00 %**

bar	1	3.85 %
missed	5	19.23 %
blocked	10	38.46 %
on goal	10	38.46 %
Shots	**26**	
Scores	**5**	

© by Roman Koller (info@floorballstatistics.ch)

Shot Statistics

Australia U19

2nd Periode

Germany U19

bar	0	0.00 %
blocked	0	0.00 %
missed	0	0.00 %
on goal	0	0.00 %
Shots	**0**	**0.00 %**
Scores	**0**	**0.00 %**

bar	0	0.00 %
blocked	0	0.00 %
missed	0	0.00 %
on goal	1	100.00 %
Shots	**1**	**8.33 %**
Scores	**0**	**0.00 %**

bar	0	0.00 %
blocked	0	0.00 %
missed	0	0.00 %
on goal	0	0.00 %
Shots	**0**	**0.00 %**
Scores	**0**	**0.00 %**

bar	0	0.00 %
blocked	0	0.00 %
missed	0	0.00 %
on goal	0	0.00 %
Shots	**0**	**0.00 %**
Scores	**0**	**0.00 %**

bar	0	0.00 %
blocked	0	0.00 %
missed	0	0.00 %
on goal	2	100.00 %
Shots	**2**	**7.69 %**
Scores	**0**	**0.00 %**

bar	0	0.00 %
blocked	0	0.00 %
missed	0	0.00 %
on goal	0	0.00 %
Shots	**0**	**0.00 %**
Scores	**0**	**0.00 %**

bar	0	0.00 %
on goal	0	0.00 %
missed	1	33.33 %
blocked	2	66.67 %
Shots	**3**	**25.00 %**
Scores	**0**	**0.00 %**

bar	0	0.00 %
blocked	0	0.00 %
on goal	1	33.33 %
missed	2	66.67 %
Shots	**3**	**25.00 %**
Scores	**0**	**0.00 %**

bar	0	0.00 %
missed	0	0.00 %
blocked	1	50.00 %
on goal	1	50.00 %
Shots	**2**	**16.67 %**
Scores	**0**	**0.00 %**

bar	0	0.00 %
blocked	1	20.00 %
missed	2	40.00 %
on goal	2	40.00 %
Shots	**5**	**19.23 %**
Scores	**0**	**0.00 %**

bar	0	0.00 %
blocked	1	20.00 %
missed	1	20.00 %
on goal	3	60.00 %
Shots	**5**	**19.23 %**
Scores	**0**	**0.00 %**

bar	1	20.00 %
missed	1	20.00 %
on goal	1	20.00 %
blocked	2	40.00 %
Shots	**5**	**19.23 %**
Scores	**0**	**0.00 %**

bar	0	0.00 %
blocked	0	0.00 %
on goal	0	0.00 %
missed	1	100.00 %
Shots	**1**	**8.33 %**
Scores	**0**	**0.00 %**

bar	0	0.00 %
on goal	0	0.00 %
blocked	1	50.00 %
missed	1	50.00 %
Shots	**2**	**16.67 %**
Scores	**0**	**0.00 %**

bar	0	0.00 %
blocked	0	0.00 %
missed	0	0.00 %
on goal	0	0.00 %
Shots	**0**	**0.00 %**
Scores	**0**	**0.00 %**

bar	0	0.00 %
missed	1	14.29 %
on goal	2	28.57 %
blocked	4	57.14 %
Shots	**7**	**26.92 %**
Scores	**0**	**0.00 %**

bar	0	0.00 %
missed	0	0.00 %
blocked	1	50.00 %
on goal	1	50.00 %
Shots	**2**	**7.69 %**
Scores	**0**	**0.00 %**

bar	0	0.00 %
on goal	3	25.00 %
blocked	4	33.33 %
missed	5	41.67 %
Shots	**12**	
Scores	**0**	

bar	1	3.85 %
missed	5	19.23 %
blocked	9	34.62 %
on goal	11	42.31 %
Shots	**26**	
Scores	**0**	

© by Roman Koller (info@floorballstatistics.ch)

Shot Statistics

Australia U19

3rd Periode

Germany U19

bar	0	0.00 %
blocked	0	0.00 %
missed	0	0.00 %
on goal	0	0.00 %
Shots	**0**	**0.00 %**
Scores	**0**	**0.00 %**

bar	0	0.00 %
blocked	0	0.00 %
missed	1	50.00 %
on goal	1	50.00 %
Shots	**2**	**12.50 %**
Scores	**1**	**50.00 %**

bar	0	0.00 %
blocked	0	0.00 %
missed	0	0.00 %
on goal	0	0.00 %
Shots	**0**	**0.00 %**
Scores	**0**	**0.00 %**

bar	0	0.00 %
blocked	0	0.00 %
missed	0	0.00 %
on goal	0	0.00 %
Shots	**0**	**0.00 %**
Scores	**0**	**0.00 %**

bar	0	0.00 %
blocked	0	0.00 %
on goal	1	33.33 %
missed	2	66.67 %
Shots	**3**	**18.75 %**
Scores	**1**	**50.00 %**

bar	0	0.00 %
missed	1	16.67 %
on goal	2	33.33 %
blocked	3	50.00 %
Shots	**6**	**37.50 %**
Scores	**0**	**0.00 %**

bar	0	0.00 %
missed	0	0.00 %
on goal	0	0.00 %
blocked	1	100.00 %
Shots	**1**	**6.25 %**
Scores	**0**	**0.00 %**

bar	0	0.00 %
blocked	1	33.33 %
missed	1	33.33 %
on goal	1	33.33 %
Shots	**3**	**18.75 %**
Scores	**0**	**0.00 %**

bar	0	0.00 %
missed	0	0.00 %
on goal	0	0.00 %
blocked	1	100.00 %
Shots	**1**	**6.25 %**
Scores	**0**	**0.00 %**

bar	0	0.00 %
blocked	0	0.00 %
missed	0	0.00 %
on goal	0	0.00 %
Shots	**0**	**0.00 %**
Scores	**0**	**0.00 %**

bar	0	0.00 %
blocked	0	0.00 %
missed	0	0.00 %
on goal	2	100.00 %
Shots	**2**	**9.52 %**
Scores	**2**	**40.00 %**

bar	0	0.00 %
blocked	0	0.00 %
missed	0	0.00 %
on goal	0	0.00 %
Shots	**0**	**0.00 %**
Scores	**0**	**0.00 %**

bar	0	0.00 %
blocked	0	0.00 %
missed	1	16.67 %
on goal	5	83.33 %
Shots	**6**	**28.57 %**
Scores	**2**	**40.00 %**

blocked	0	0.00 %
missed	0	0.00 %
bar	1	33.33 %
on goal	2	66.67 %
Shots	**3**	**14.29 %**
Scores	**0**	**0.00 %**

bar	0	0.00 %
blocked	0	0.00 %
missed	1	33.33 %
on goal	2	66.67 %
Shots	**3**	**14.29 %**
Scores	**1**	**20.00 %**

bar	0	0.00 %
missed	0	0.00 %
on goal	0	0.00 %
blocked	1	100.00 %
Shots	**1**	**4.76 %**
Scores	**0**	**0.00 %**

bar	0	0.00 %
missed	0	0.00 %
on goal	2	40.00 %
blocked	3	60.00 %
Shots	**5**	**23.81 %**
Scores	**0**	**0.00 %**

bar	0	0.00 %
blocked	0	0.00 %
on goal	0	0.00 %
missed	1	100.00 %
Shots	**1**	**4.76 %**
Scores	**0**	**0.00 %**

bar	0	0.00 %
missed	5	31.25 %
on goal	5	31.25 %
blocked	6	37.50 %
Shots	**16**	
Scores	**2**	

bar	1	4.76 %
missed	3	14.29 %
blocked	4	19.05 %
on goal	13	61.90 %
Shots	**21**	
Scores	**5**	

© by Roman Koller (info@floorballstatistics.ch)

Attack Statistics

Australia U19

Overall

Germany U19

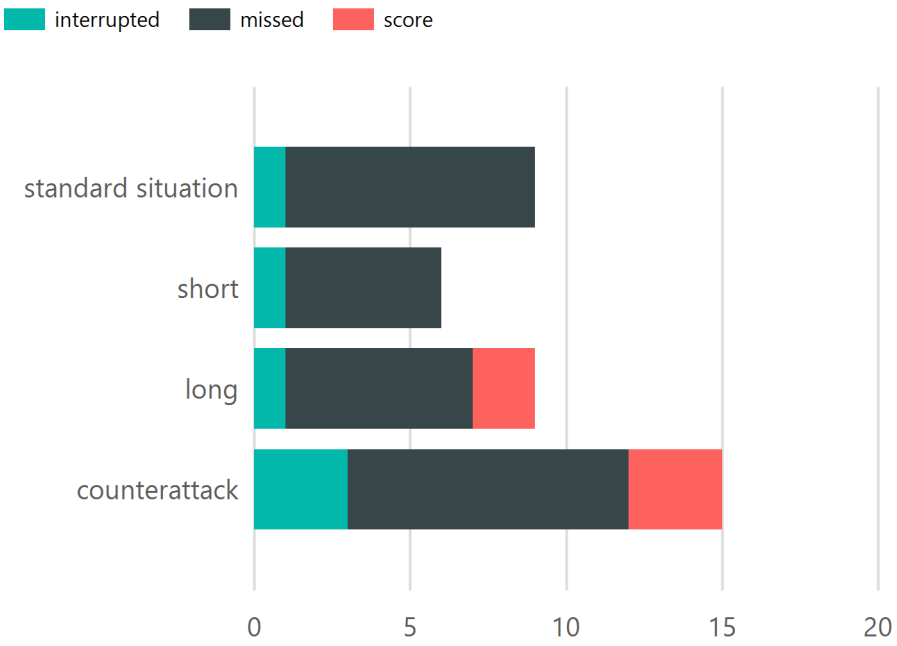

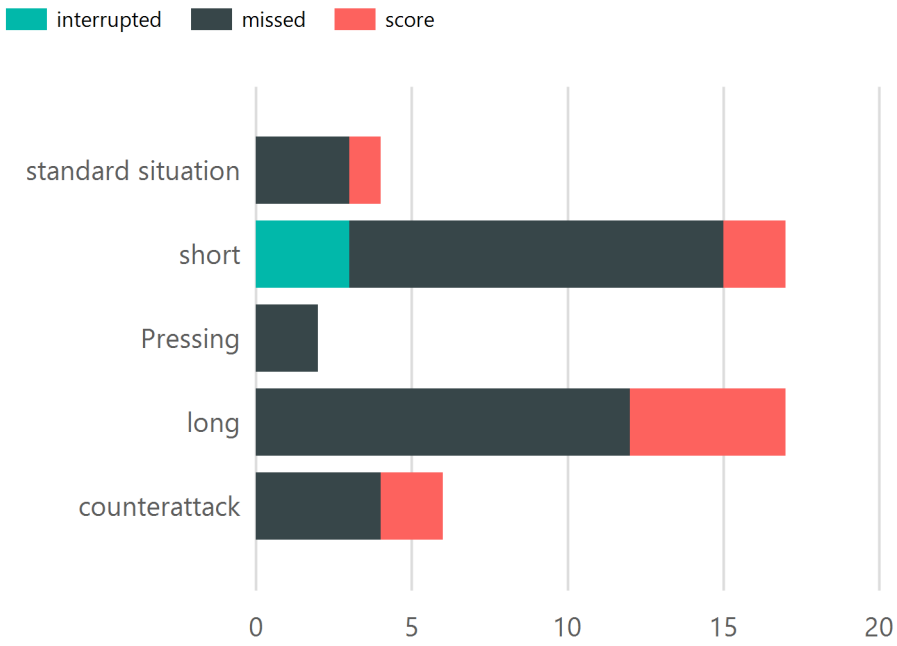

Attack Type	interrupted	missed	score	Total
counterattack	3	9	3	**15**
long	1	6	2	**9**
short	1	5	0	**6**
standard situation	1	8	0	**9**
Total	**6**	**28**	**5**	**39**

Attack Type	interrupted	missed	score	Total
counterattack	0	4	2	**6**
long	0	12	5	**17**
Pressing	0	2	0	**2**
short	3	12	2	**17**
standard situation	0	3	1	**4**
Total	**3**	**33**	**10**	**46**

© by Roman Koller (info@floorballstatistics.ch)

Attack Statistics

Australia U19

1st Periode

Germany U19

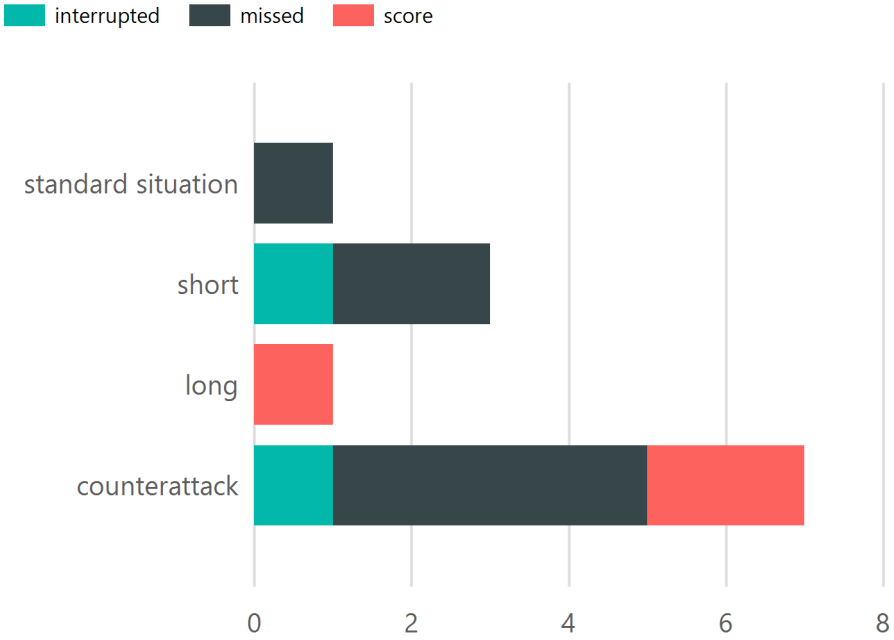

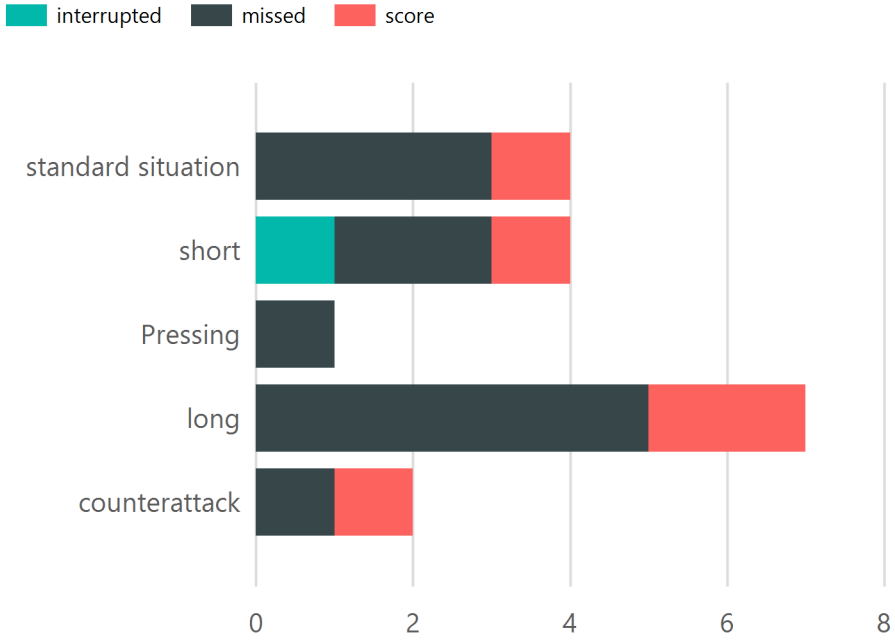

Attack Type	interrupted	missed	score	Total
counterattack	1	4	2	**7**
long	0	0	1	**1**
short	1	2	0	**3**
standard situation	0	1	0	**1**
Total	**2**	**7**	**3**	**12**

Attack Type	interrupted	missed	score	Total
counterattack	0	1	1	**2**
long	0	5	2	**7**
Pressing	0	1	0	**1**
short	1	2	1	**4**
standard situation	0	3	1	**4**
Total	**1**	**12**	**5**	**18**

© by Roman Koller (info@floorballstatistics.ch)

Attack Statistics

Australia U19

2nd Periode

Germany U19

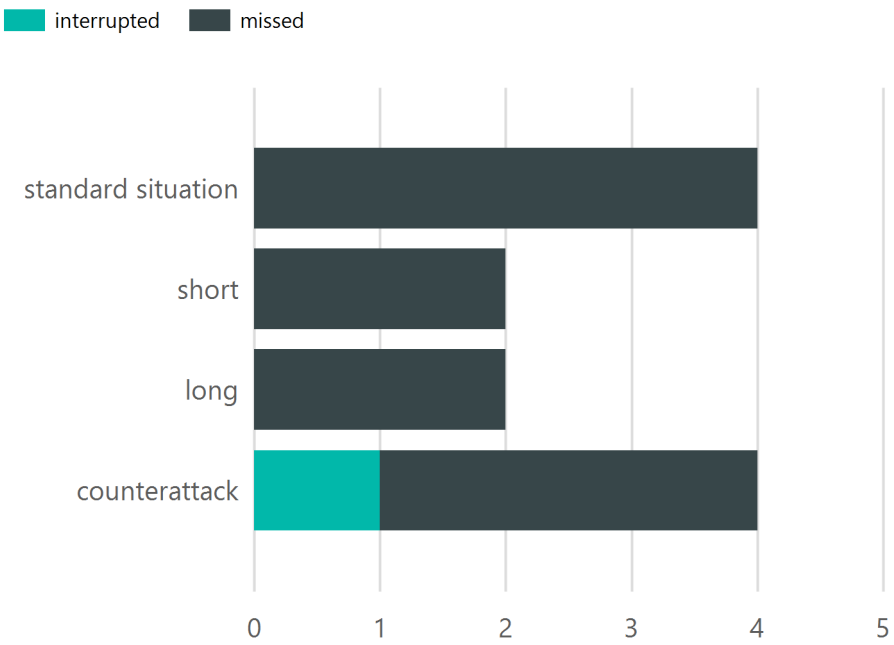

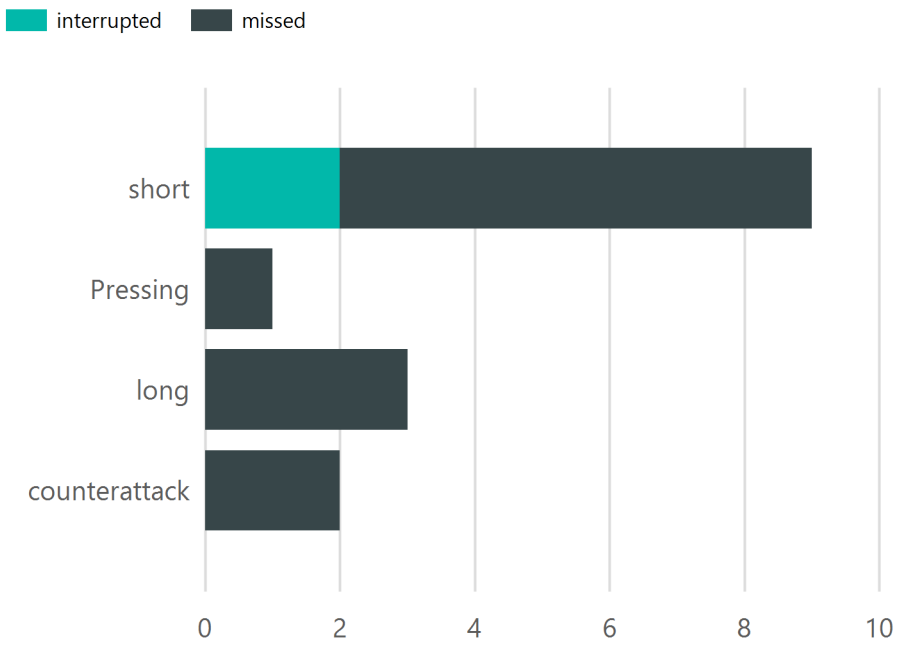

Attack Type	interrupted	missed	Total
counterattack	1	3	**4**
long	0	2	**2**
short	0	2	**2**
standard situation	0	4	**4**
Total	**1**	**11**	**12**

Attack Type	interrupted	missed	Total
counterattack	0	2	**2**
long	0	3	**3**
Pressing	0	1	**1**
short	2	7	**9**
Total	**2**	**13**	**15**

© by Roman Koller (info@floorballstatistics.ch)

Attack Statistics

Australia U19

3rd Periode

Germany U19

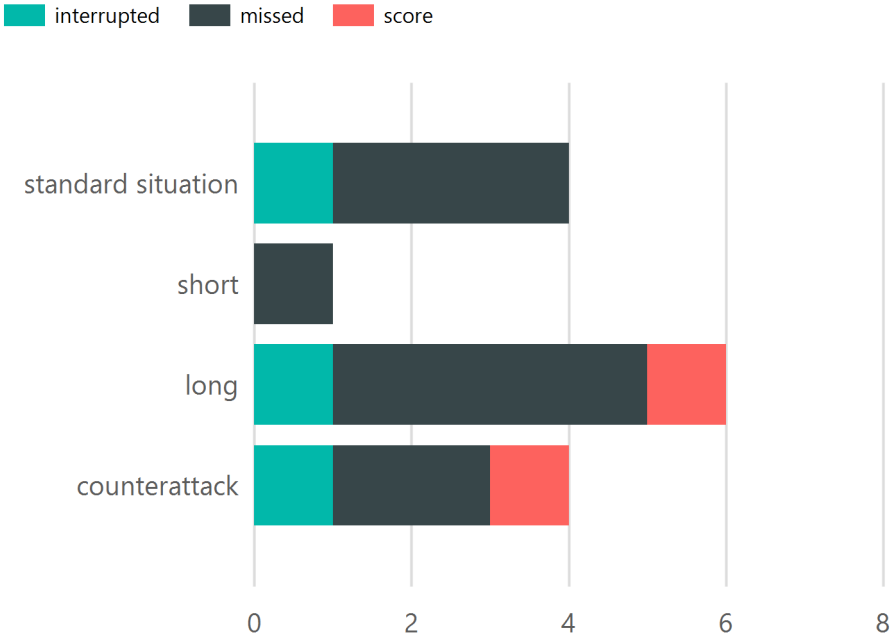

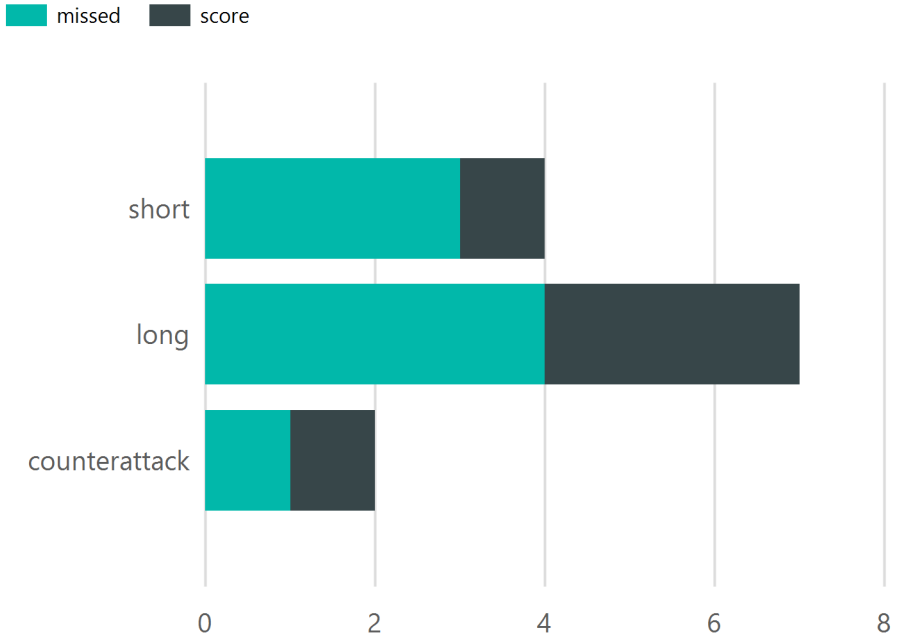

Attack Type	interrupted	missed	score	Total
counterattack	1	2	1	**4**
long	1	4	1	**6**
short	0	1	0	**1**
standard situation	1	3	0	**4**
Total	**3**	**10**	**2**	**15**

Attack Type	missed	score	Total
counterattack	1	1	**2**
long	4	3	**7**
short	3	1	**4**
Total	**8**	**5**	**13**

© by Roman Koller (info@floorballstatistics.ch)

Attack Statistics

Australia U19

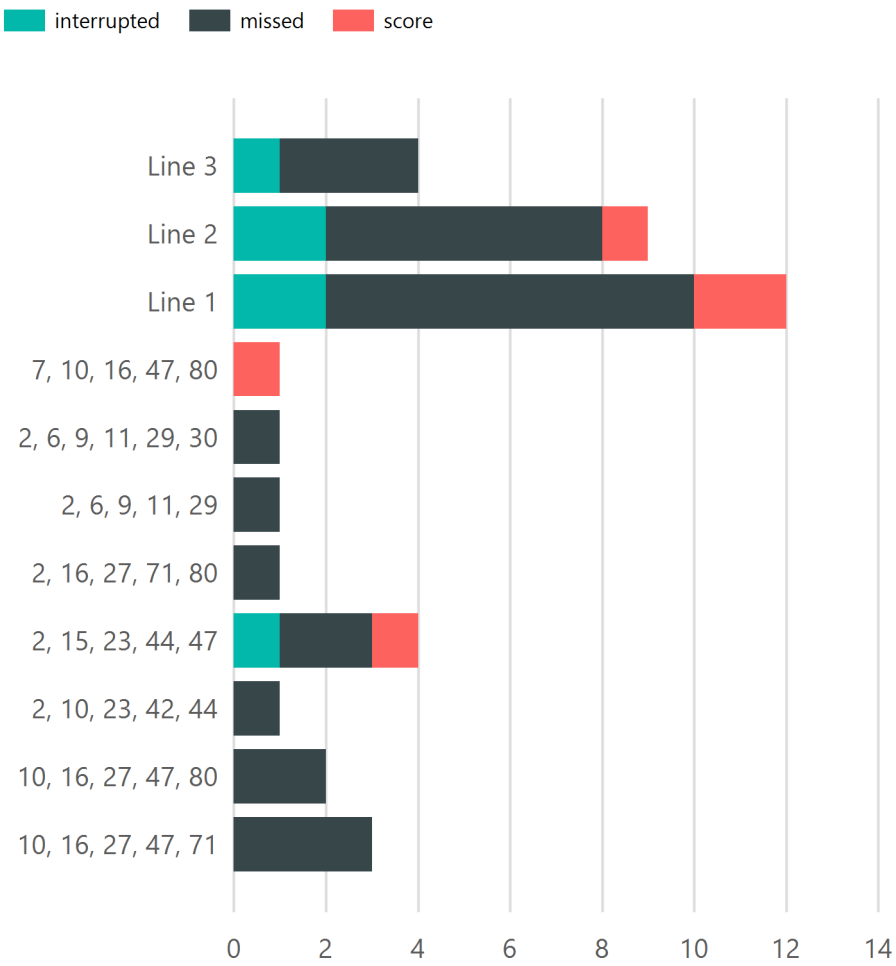

Overall

Players involved	interrupted	missed	score	Total
Line 3	1	3	0	**4**
10, 16, 27, 47, 80	0	2	0	**2**
2, 6, 9, 11, 29	0	1	0	**1**
7, 10, 16, 47, 80	0	0	1	**1**
2, 16, 27, 71, 80	0	1	0	**1**
2, 15, 23, 44, 47	1	2	1	**4**
2, 6, 9, 11, 29, 30	0	1	0	**1**
Line 1	2	8	2	**12**
2, 10, 23, 42, 44	0	1	0	**1**
Line 2	2	6	1	**9**
10, 16, 27, 47, 71	0	3	0	**3**
Total	**6**	**28**	**5**	**39**

© by Roman Koller (info@floorballstatistics.ch)

Attack Statistics

Overall

Germany U19

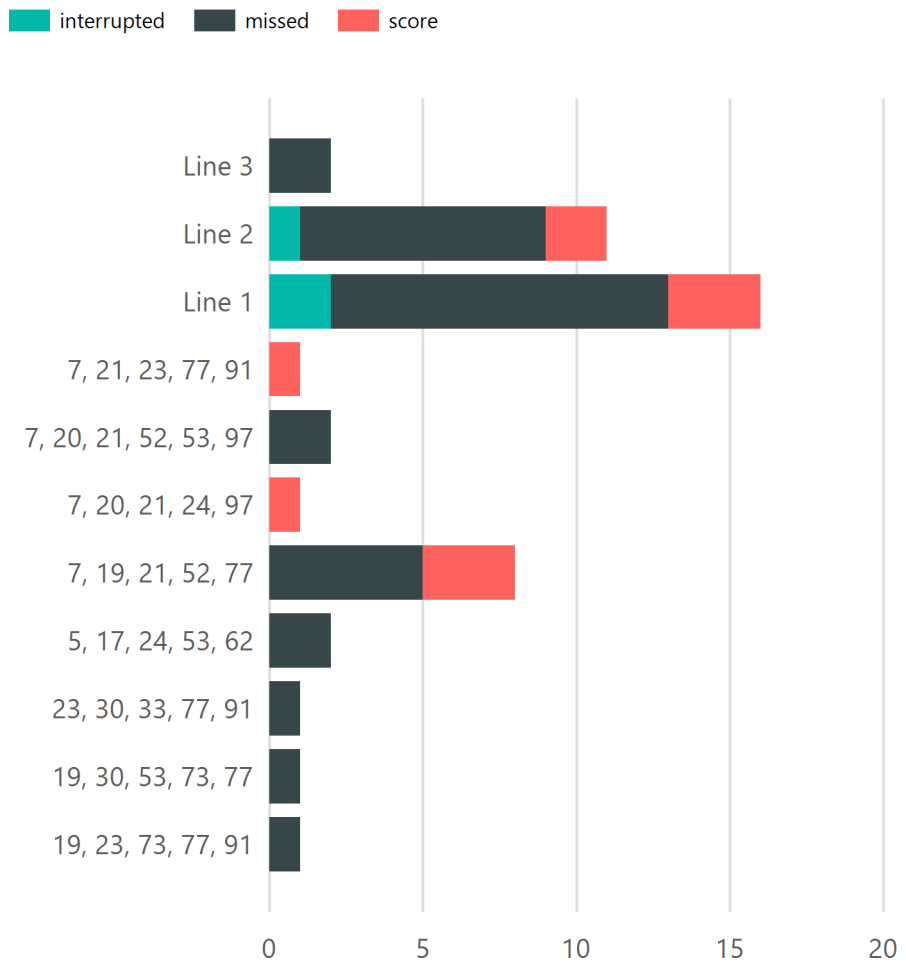

Players involved	interrupted	missed	score	Total
5, 17, 24, 53, 62	0	2	0	**2**
19, 23, 73, 77, 91	0	1	0	**1**
7, 21, 23, 77, 91	0	0	1	**1**
Line 1	2	11	3	**16**
7, 20, 21, 52, 53, 97	0	2	0	**2**
Line 3	0	2	0	**2**
Line 2	1	8	2	**11**
19, 30, 53, 73, 77	0	1	0	**1**
23, 30, 33, 77, 91	0	1	0	**1**
7, 20, 21, 24, 97	0	0	1	**1**
7, 19, 21, 52, 77	0	5	3	**8**
Total	**3**	**33**	**10**	**46**

© by Roman Koller (info@floorballstatistics.ch)

Attack Statistics

Australia U19

1st Periode

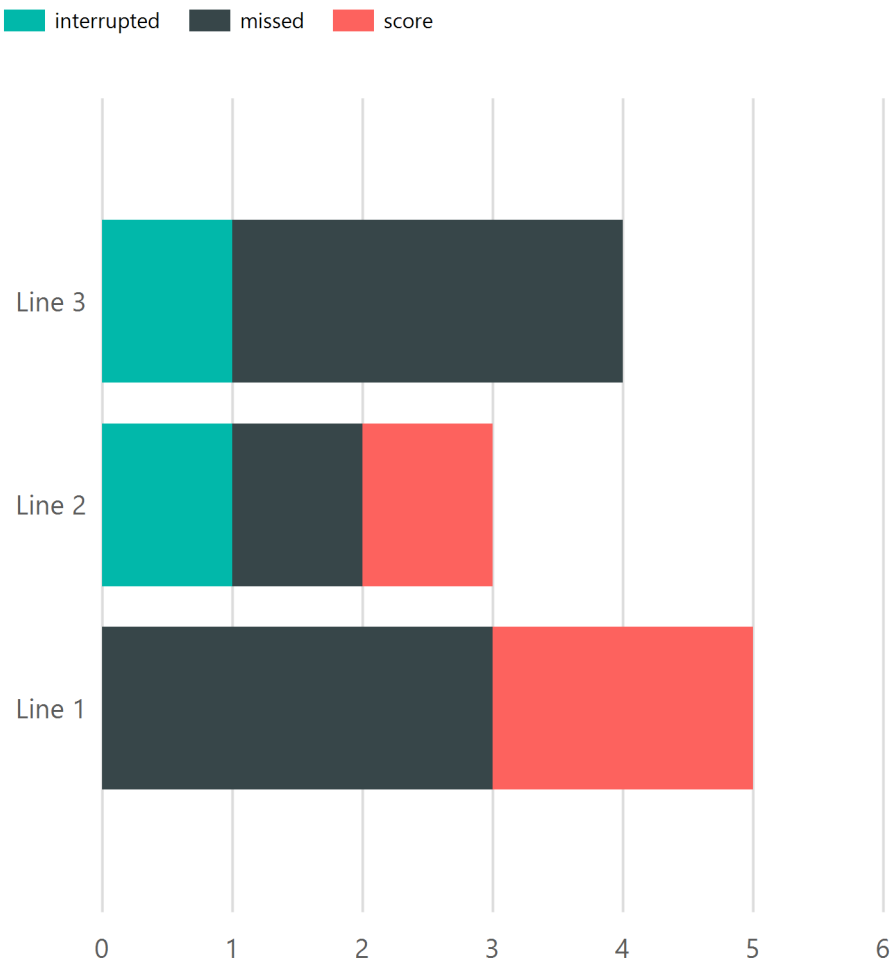

Players involved	interrupted	missed	score	Total
Line 3	1	3	0	**4**
Line 1	0	3	2	**5**
Line 2	1	1	1	**3**
Total	**2**	**7**	**3**	**12**

© by Roman Koller (info@floorballstatistics.ch)

Attack Statistics

1st Periode

Germany U19

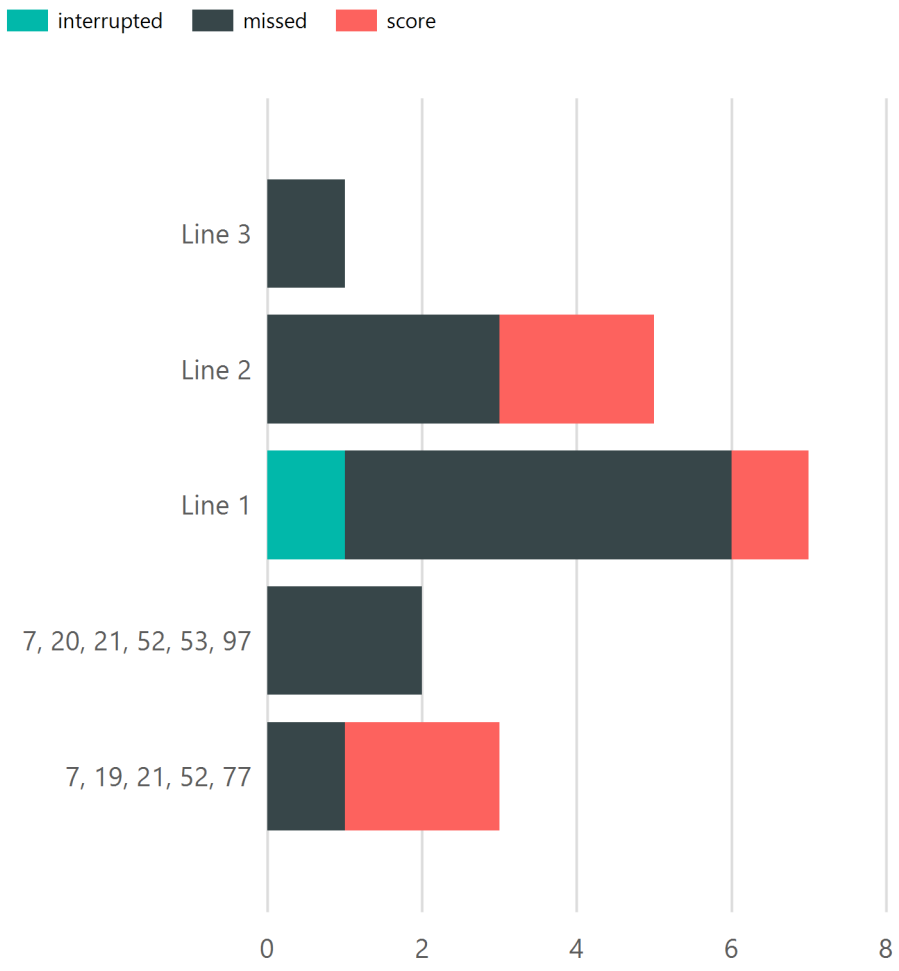

Players involved	interrupted	missed	score	Total
Line 1	1	5	1	**7**
7, 20, 21, 52, 53, 97	0	2	0	**2**
Line 3	0	1	0	**1**
Line 2	0	3	2	**5**
7, 19, 21, 52, 77	0	1	2	**3**
Total	**1**	**12**	**5**	**18**

© by Roman Koller (info@floorballstatistics.ch)

Attack Statistics

Australia U19

2nd Periode

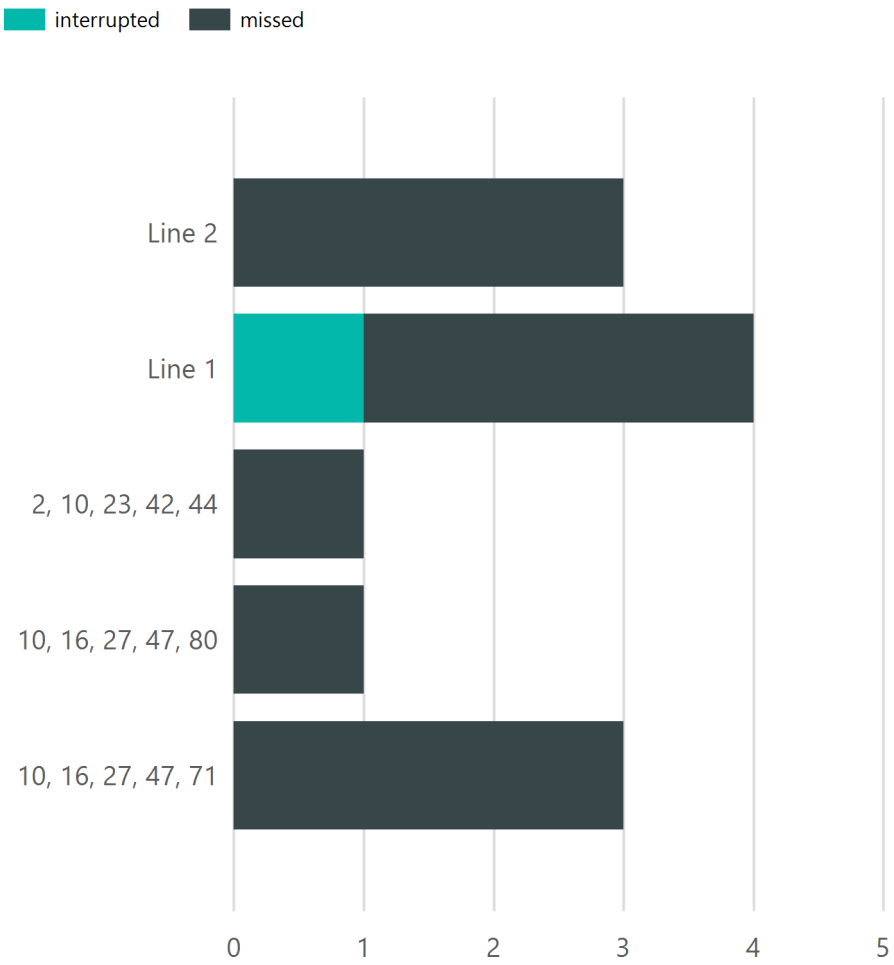

Players involved	interrupted	missed	Total
Line 2	0	3	**3**
10, 16, 27, 47, 80	0	1	**1**
Line 1	1	3	**4**
2, 10, 23, 42, 44	0	1	**1**
10, 16, 27, 47, 71	0	3	**3**
Total	**1**	**11**	**12**

© by Roman Koller (info@floorballstatistics.ch)

Attack Statistics

2nd Periode

Germany U19

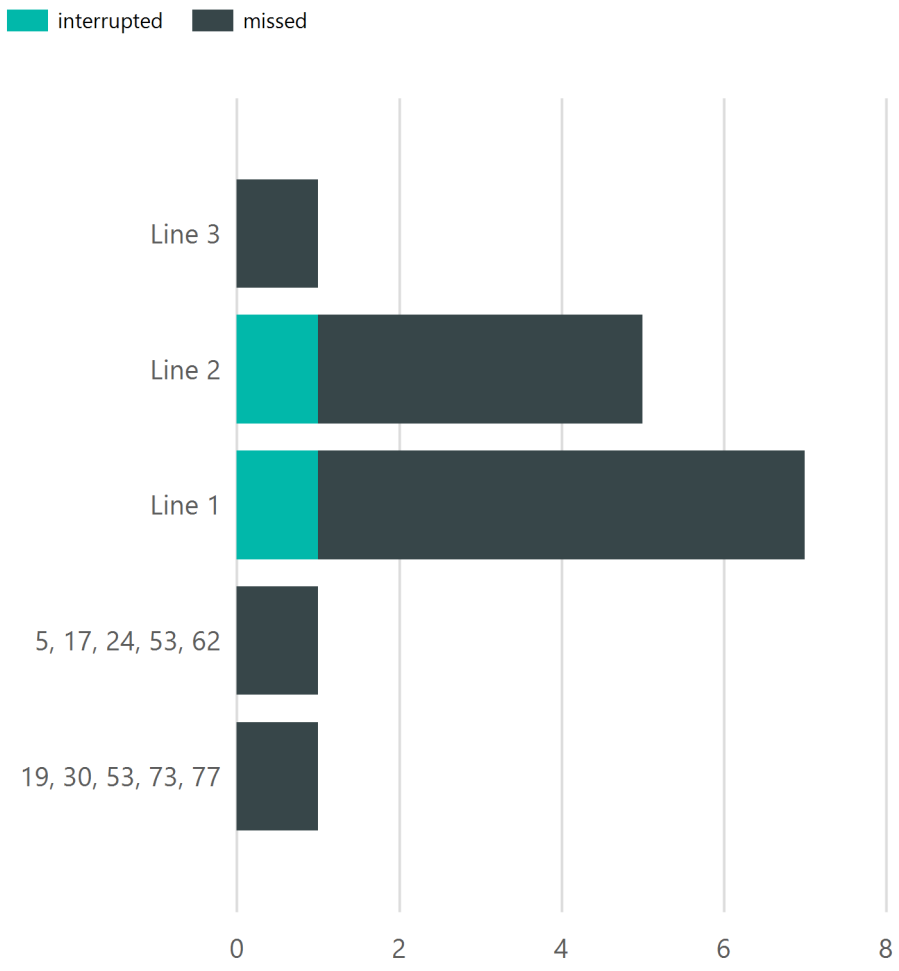

Players involved	interrupted	missed	Total
Line 2	1	4	**5**
5, 17, 24, 53, 62	0	1	**1**
Line 1	1	6	**7**
Line 3	0	1	**1**
19, 30, 53, 73, 77	0	1	**1**
Total	**2**	**13**	**15**

© by Roman Koller (info@floorballstatistics.ch)

Attack Statistics

Australia U19

3rd Periode

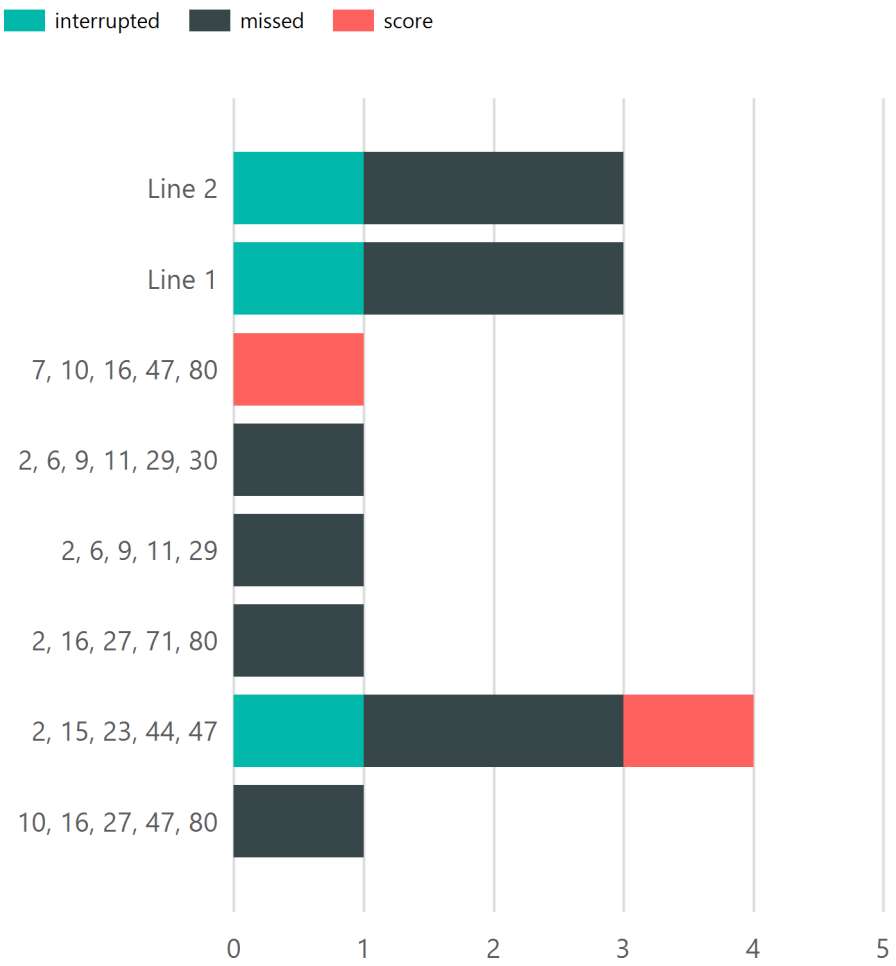

Players involved	interrupted	missed	score	Total
Line 1	1	2	0	**3**
2, 6, 9, 11, 29	0	1	0	**1**
7, 10, 16, 47, 80	0	0	1	**1**
2, 16, 27, 71, 80	0	1	0	**1**
2, 15, 23, 44, 47	1	2	1	**4**
2, 6, 9, 11, 29, 30	0	1	0	**1**
10, 16, 27, 47, 80	0	1	0	**1**
Line 2	1	2	0	**3**
Total	**3**	**10**	**2**	**15**

© by Roman Koller (info@floorballstatistics.ch)

Attack Statistics

3rd Periode

Germany U19

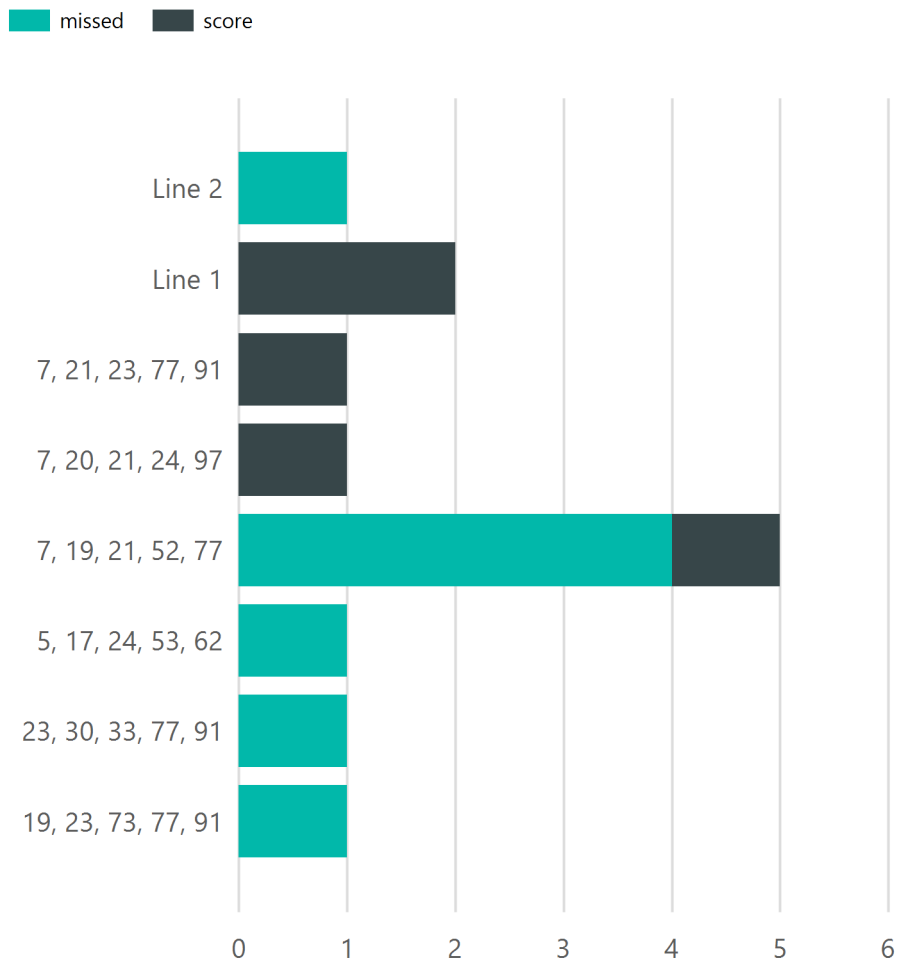

Players involved	missed	score	Total
19, 23, 73, 77, 91	1	0	**1**
7, 21, 23, 77, 91	0	1	**1**
Line 1	0	2	**2**
7, 19, 21, 52, 77	4	1	**5**
Line 2	1	0	**1**
5, 17, 24, 53, 62	1	0	**1**
23, 30, 33, 77, 91	1	0	**1**
7, 20, 21, 24, 97	0	1	**1**
Total	**8**	**5**	**13**

© by Roman Koller (info@floorballstatistics.ch)

Game Statistics

May 4, 2025

Game Statistics

Possession

1st Periode	2nd Periode	3rd Periode	Extra Time	Overall
SWE 56.92	SWE 45.33	SWE 53.00	SWE 58.83	SWE 52.76
SUI 43.08	SUI 54.67	SUI 47.00	SUI 41.17	SUI 47.24

	Sweden U19	Switzerland U19
	3	4 ps.
1st	1	2
2nd	1	1
3rd	1	0
ET	0	0

Penalty Shootout

										20	37	34	97	87	48	6	72	71													

Shots statistics

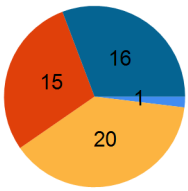

bar blocked missed on goal

	1st	2nd	3rd	ET	Total
bar	0	1	0	0	**1**
blocked	8	7	3	2	**20**
missed	2	8	2	3	**15**
on goal	3	4	8	1	**16**
	13	**20**	**13**	**6**	**52**
Precision (%)	23.08	20.00	61.54	16.67	**30.77**
Efficiency (%)	33.33	25.00	12.50	0.00	**18.75**

Shots statistics

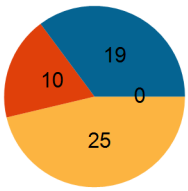

bar blocked missed on goal

	1st	2nd	3rd	ET	Total
bar	0	0	0	0	**0**
blocked	7	7	7	4	**25**
missed	1	0	6	3	**10**
on goal	9	6	1	3	**19**
	17	**13**	**14**	**10**	**54**
Precision (%)	52.94	46.15	7.14	30.00	**35.19**
Efficiency (%)	22.22	16.67	0.00	0.00	**15.79**

Goalkeeper statistic

	29 Rasmus Hedberg	
	Shots	Saves
1st	9	7
	77.78%	
2nd	6	5
	83.33%	
3rd	1	1
	100.00%	
ET	2	2
	100.00%	
Total	**18**	**15**
	83.33%	

Goalkeeper statistic

	29 Yves Walliser	
	Shots	Saves
1st	3	2
	66.67%	
2nd	3	2
	66.67%	
3rd	8	7
	87.50%	
ET	1	1
	100.00%	
Total	**15**	**12**
	80.00%	

Penaltytime statistics

	1st	2nd	3rd	ET	Total	Goals
Power play	00:00	00:00	00:00	00:00	0	0
Box Play	00:00	02:00	00:00	00:00	02:00	0

Penaltytime statistics

	1st	2nd	3rd	ET	Total	Goals
Power play	00:00	02:00	00:00	00:00	02:00	0
Box Play	00:00	00:00	00:00	00:00	0	0

© by Roman Koller (info@floorballstatistics.ch)

Game Statistics

Game history

1st Periode

Time	Result	Team	Special Situation	#	Player	#	Assist	Speed
10:34	0-1	Switzerland U19		71	Loris Murer	22	Matteo Gervasoni	0.00
17:02	0-2	Switzerland U19		25	Nico Niemack	22	Matteo Gervasoni	0.00
18:33	1-2	Sweden U19		77	Joel Lundell	34	Alex Andersson	0.00

2nd Periode

Time	Result	Team	Special Situation	#	Player	#	Assist	Speed
23:46		Sweden U19	2' Tackle/Tripping	97	Oliver Mendoza Nyberg			
38:36	1-3	Switzerland U19		6	Linus Hedlund	95	Janik Kürschner	0.00
39:12	2-3	Sweden U19		18	Melvin Lutmers			0.00

3rd Periode

Time	Result	Team	Special Situation	#	Player	#	Assist	Speed
42:21	3-3	Sweden U19		37	Vilgot Kronstrand	97	Oliver Mendoza Nyberg	0.00

Penalty Shootout

Time	Result	Team	Special Situation	#	Player	#	Assist	Speed
	0-0	Sweden U19	missed	87	Oliwer Nyrén			0.00
	0-0	Switzerland U19	missed	48	Timon Anderegg			0.00
	1-0	Sweden U19	scored	97	Oliver Mendoza Nyberg			0.00
	1-1	Switzerland U19	scored	6	Linus Hedlund			0.00
	1-1	Sweden U19	missed	34	Alex Andersson			0.00
	1-2	Switzerland U19	scored	72	Dario Bürgler			0.00
	1-2	Sweden U19	missed	37	Vilgot Kronstrand			0.00
	1-2	Switzerland U19	missed	71	Loris Murer			0.00
	1-2	Sweden U19	missed	20	Emil Hellgren			0.00

© by Roman Koller (info@floorballstatistics.ch)

Game Statistics

Sweden U19	Plus/Minus			Shots				Goals		
Player	+	-	balance	Total	on Goal	% on Goal	Efficiency (%)	scored	Assists	in %
2 Arnlund Sebastian	0	0	0	1	1	100.00	0.00	0	0	0.00
3 Östby Erik	1	2	-1	3	2	66.67	0.00	0	0	0.00
4 Jonsson Jakob	1	2	-1	1	0	0.00	0.00	0	0	0.00
5 Frejd Anton	1	2	-1	3	0	0.00	0.00	0	0	0.00
10 Kalldin Ludvig	0	0	0	5	1	20.00	0.00	0	0	0.00
15 Wahl Lukas	0	0	0	0	0	0.00	0.00	0	0	0.00
17 Strand Albin	2	1	1	4	2	50.00	0.00	0	0	0.00
18 Lutmers Melvin	2	1	1	3	1	33.33	100.00	1	0	33.33
20 Hellgren Emil	2	1	1	5	0	0.00	0.00	0	0	0.00
23 Jensen Victor	0	0	0	3	0	0.00	0.00	0	0	0.00
25 O'Loghlen Benjamin	1	1	0	0	0	0.00	0.00	0	0	0.00
26 Nording Hugo	1	1	0	0	0	0.00	0.00	0	0	0.00
34 Andersson Alex	1	2	-1	1	0	0.00	0.00	0	1	0.00
37 Kronstrand Vilgot	1	0	1	4	2	50.00	50.00	1	0	33.33
77 Lundell Joel	1	2	-1	10	3	30.00	33.33	1	0	33.33
87 Nyrén Oliwer	0	0	0	0	0	0.00	0.00	0	0	0.00
97 Mendoza Nyberg Oliver	1	0	1	7	3	42.86	0.00	0	1	0.00
99 Nilsson Felix	0	0	0	2	1	50.00	0.00	0	0	0.00
	15	15		**52**	**16**	**30.77**	**18.75**			

Switzerland U19	Plus/Minus			Shots				Goals		
Player	+	-	balance	Total	on Goal	% on Goal	Efficiency (%)	scored	Assists	in %
4 Mathis Sebastian	0	1	-1	2	0	0.00	0.00	0	0	0.00
6 Hedlund Linus	1	0	1	6	3	50.00	33.33	1	0	33.33
10 Fleisch Jan	0	2	-2	4	1	25.00	0.00	0	0	0.00
13 Egli Julian	0	0	0	2	0	0.00	0.00	0	0	0.00
18 Meier Jhonan	2	1	1	3	1	33.33	0.00	0	0	0.00
22 Gervasoni Matteo	2	1	1	2	2	100.00	0.00	0	2	0.00
24 Bühler Nino	1	0	1	0	0	0.00	0.00	0	0	0.00
25 Niemack Nico	2	1	1	1	1	100.00	100.00	1	0	33.33
39 Thalmann Rovin	0	2	-2	2	0	0.00	0.00	0	0	0.00
48 Anderegg Timon	2	1	1	3	1	33.33	0.00	0	0	0.00
66 Burri Cédric	0	1	-1	2	1	50.00	0.00	0	0	0.00
68 Christen Andrin	0	0	0	2	1	50.00	0.00	0	0	0.00
71 Murer Loris	2	1	1	5	2	40.00	50.00	1	0	33.33
72 Bürgler Dario	1	0	1	3	1	33.33	0.00	0	0	0.00
77 Hocevar Nicola	1	0	1	6	1	16.67	0.00	0	0	0.00
88 Reusser Janis	0	2	-2	3	1	33.33	0.00	0	0	0.00
95 Kürschner Janik	1	0	1	3	2	66.67	0.00	0	1	0.00
97 Schefer Lian	0	2	-2	4	0	0.00	0.00	0	0	0.00
	15	15		**53**	**18**	**33.96**	**16.67**			

© by Roman Koller (info@floorballstatistics.ch)

Shot Statistics

Sweden U19

Overall

Switzerland U19

bar	0	0.00 %
blocked	0	0.00 %
on goal	0	0.00 %
missed	2	100.00 %
Shots	**2**	**3.85 %**
Scores	**0**	**0.00 %**

bar	0	0.00 %
blocked	0	0.00 %
missed	1	33.33 %
on goal	2	66.67 %
Shots	**3**	**5.77 %**
Scores	**1**	**33.33 %**

bar	0	0.00 %
blocked	0	0.00 %
on goal	0	0.00 %
missed	1	100.00 %
Shots	**1**	**1.92 %**
Scores	**0**	**0.00 %**

bar	0	0.00 %
on goal	1	16.67 %
missed	2	33.33 %
blocked	3	50.00 %
Shots	**6**	**11.54 %**
Scores	**0**	**0.00 %**

bar	0	0.00 %
blocked	0	0.00 %
missed	2	28.57 %
on goal	5	71.43 %
Shots	**7**	**13.46 %**
Scores	**1**	**33.33 %**

bar	1	10.00 %
missed	2	20.00 %
on goal	3	30.00 %
blocked	4	40.00 %
Shots	**10**	**19.23 %**
Scores	**0**	**0.00 %**

bar	0	0.00 %
on goal	0	0.00 %
blocked	1	25.00 %
missed	3	75.00 %
Shots	**4**	**7.69 %**
Scores	**0**	**0.00 %**

bar	0	0.00 %
missed	2	14.29 %
on goal	3	21.43 %
blocked	9	64.29 %
Shots	**14**	**26.92 %**
Scores	**1**	**33.33 %**

bar	0	0.00 %
missed	0	0.00 %
on goal	2	40.00 %
blocked	3	60.00 %
Shots	**5**	**9.62 %**
Scores	**0**	**0.00 %**

bar	1	1.92 %
missed	15	28.85 %
on goal	16	30.77 %
blocked	20	38.46 %
Shots	**52**	
Scores	**3**	

bar	0	0.00 %
blocked	0	0.00 %
missed	0	0.00 %
on goal	0	0.00 %
Shots	**0**	**0.00 %**
Scores	**0**	**0.00 %**

bar	0	0.00 %
blocked	0	0.00 %
missed	0	0.00 %
on goal	5	100.00 %
Shots	**5**	**9.26 %**
Scores	**2**	**66.67 %**

bar	0	0.00 %
blocked	0	0.00 %
missed	0	0.00 %
on goal	0	0.00 %
Shots	**0**	**0.00 %**
Scores	**0**	**0.00 %**

bar	0	0.00 %
missed	4	22.22 %
on goal	6	33.33 %
blocked	8	44.44 %
Shots	**18**	**33.33 %**
Scores	**0**	**0.00 %**

bar	0	0.00 %
blocked	3	33.33 %
missed	3	33.33 %
on goal	3	33.33 %
Shots	**9**	**16.67 %**
Scores	**1**	**33.33 %**

bar	0	0.00 %
missed	3	21.43 %
on goal	3	21.43 %
blocked	8	57.14 %
Shots	**14**	**25.93 %**
Scores	**0**	**0.00 %**

bar	0	0.00 %
missed	0	0.00 %
on goal	0	0.00 %
blocked	3	100.00 %
Shots	**3**	**5.56 %**
Scores	**0**	**0.00 %**

bar	0	0.00 %
missed	0	0.00 %
on goal	1	33.33 %
blocked	2	66.67 %
Shots	**3**	**5.56 %**
Scores	**0**	**0.00 %**

bar	0	0.00 %
missed	0	0.00 %
blocked	1	50.00 %
on goal	1	50.00 %
Shots	**2**	**3.70 %**
Scores	**0**	**0.00 %**

bar	0	0.00 %
missed	10	18.52 %
on goal	19	35.19 %
blocked	25	46.30 %
Shots	**54**	
Scores	**3**	

© by Roman Koller (info@floorballstatistics.ch)

Shot Statistics

Sweden U19

1st Periode

Switzerland U19

bar	0	0.00 %
blocked	0	0.00 %
missed	0	0.00 %
on goal	0	0.00 %
Shots	**0**	**0.00 %**
Scores	**0**	**0.00 %**

bar	0	0.00 %
blocked	0	0.00 %
missed	0	0.00 %
on goal	0	0.00 %
Shots	**0**	**0.00 %**
Scores	**0**	**0.00 %**

bar	0	0.00 %
blocked	0	0.00 %
missed	0	0.00 %
on goal	0	0.00 %
Shots	**0**	**0.00 %**
Scores	**0**	**0.00 %**

bar	0	0.00 %
blocked	0	0.00 %
missed	0	0.00 %
on goal	3	100.00 %
Shots	**3**	**17.65 %**
Scores	**2**	**100.00 %**

bar	0	0.00 %
blocked	0	0.00 %
missed	0	0.00 %
on goal	0	0.00 %
Shots	**0**	**0.00 %**
Scores	**0**	**0.00 %**

bar	0	0.00 %
on goal	0	0.00 %
blocked	1	50.00 %
missed	1	50.00 %
Shots	**2**	**15.38 %**
Scores	**0**	**0.00 %**

bar	0	0.00 %
blocked	0	0.00 %
missed	0	0.00 %
on goal	1	100.00 %
Shots	**1**	**7.69 %**
Scores	**0**	**0.00 %**

bar	0	0.00 %
missed	0	0.00 %
blocked	1	50.00 %
on goal	1	50.00 %
Shots	**2**	**15.38 %**
Scores	**0**	**0.00 %**

bar	0	0.00 %
missed	0	0.00 %
on goal	3	37.50 %
blocked	5	62.50 %
Shots	**8**	**47.06 %**
Scores	**0**	**0.00 %**

bar	0	0.00 %
blocked	0	0.00 %
missed	1	33.33 %
on goal	2	66.67 %
Shots	**3**	**17.65 %**
Scores	**0**	**0.00 %**

bar	0	0.00 %
missed	0	0.00 %
on goal	0	0.00 %
blocked	2	100.00 %
Shots	**2**	**11.76 %**
Scores	**0**	**0.00 %**

bar	0	0.00 %
blocked	0	0.00 %
missed	0	0.00 %
on goal	0	0.00 %
Shots	**0**	**0.00 %**
Scores	**0**	**0.00 %**

bar	0	0.00 %
missed	1	16.67 %
on goal	1	16.67 %
blocked	4	66.67 %
Shots	**6**	**46.15 %**
Scores	**1**	**100.00 %**

bar	0	0.00 %
missed	0	0.00 %
on goal	0	0.00 %
blocked	2	100.00 %
Shots	**2**	**15.38 %**
Scores	**0**	**0.00 %**

bar	0	0.00 %
blocked	0	0.00 %
missed	0	0.00 %
on goal	0	0.00 %
Shots	**0**	**0.00 %**
Scores	**0**	**0.00 %**

bar	0	0.00 %
blocked	0	0.00 %
missed	0	0.00 %
on goal	1	100.00 %
Shots	**1**	**5.88 %**
Scores	**0**	**0.00 %**

bar	0	0.00 %
blocked	0	0.00 %
missed	0	0.00 %
on goal	0	0.00 %
Shots	**0**	**0.00 %**
Scores	**0**	**0.00 %**

bar	0	0.00 %
missed	2	15.38 %
on goal	3	23.08 %
blocked	8	61.54 %
Shots	**13**	
Scores	**1**	

bar	0	0.00 %
missed	1	5.88 %
blocked	7	41.18 %
on goal	9	52.94 %
Shots	**17**	
Scores	**2**	

© by Roman Koller (info@floorballstatistics.ch)

Shot Statistics

Sweden U19

2nd Periode

Switzerland U19

bar	0	0.00 %
blocked	0	0.00 %
missed	0	0.00 %
on goal	0	0.00 %
Shots	**0**	**0.00 %**
Scores	**0**	**0.00 %**

bar	0	0.00 %
blocked	0	0.00 %
on goal	0	0.00 %
missed	1	100.00 %
Shots	**1**	**5.00 %**
Scores	**0**	**0.00 %**

bar	0	0.00 %
blocked	0	0.00 %
missed	0	0.00 %
on goal	0	0.00 %
Shots	**0**	**0.00 %**
Scores	**0**	**0.00 %**

bar	0	0.00 %
missed	0	0.00 %
on goal	0	0.00 %
blocked	2	100.00 %
Shots	**2**	**10.00 %**
Scores	**0**	**0.00 %**

bar	0	0.00 %
blocked	0	0.00 %
missed	2	40.00 %
on goal	3	60.00 %
Shots	**5**	**25.00 %**
Scores	**1**	**100.00 %**

bar	1	16.67 %
on goal	1	16.67 %
blocked	2	33.33 %
missed	2	33.33 %
Shots	**6**	**30.00 %**
Scores	**0**	**0.00 %**

bar	0	0.00 %
blocked	0	0.00 %
on goal	0	0.00 %
missed	2	100.00 %
Shots	**2**	**10.00 %**
Scores	**0**	**0.00 %**

bar	0	0.00 %
on goal	0	0.00 %
missed	1	33.33 %
blocked	2	66.67 %
Shots	**3**	**15.00 %**
Scores	**0**	**0.00 %**

bar	0	0.00 %
missed	0	0.00 %
on goal	0	0.00 %
blocked	1	100.00 %
Shots	**1**	**5.00 %**
Scores	**0**	**0.00 %**

bar	0	0.00 %
blocked	0	0.00 %
missed	0	0.00 %
on goal	0	0.00 %
Shots	**0**	**0.00 %**
Scores	**0**	**0.00 %**

bar	0	0.00 %
blocked	0	0.00 %
missed	0	0.00 %
on goal	1	100.00 %
Shots	**1**	**7.69 %**
Scores	**0**	**0.00 %**

bar	0	0.00 %
blocked	0	0.00 %
missed	0	0.00 %
on goal	0	0.00 %
Shots	**0**	**0.00 %**
Scores	**0**	**0.00 %**

bar	0	0.00 %
blocked	0	0.00 %
missed	0	0.00 %
on goal	2	100.00 %
Shots	**2**	**15.38 %**
Scores	**0**	**0.00 %**

bar	0	0.00 %
missed	0	0.00 %
blocked	1	50.00 %
on goal	1	50.00 %
Shots	**2**	**15.38 %**
Scores	**1**	**100.00 %**

bar	0	0.00 %
missed	0	0.00 %
on goal	2	40.00 %
blocked	3	60.00 %
Shots	**5**	**38.46 %**
Scores	**0**	**0.00 %**

bar	0	0.00 %
missed	0	0.00 %
on goal	0	0.00 %
blocked	1	100.00 %
Shots	**1**	**7.69 %**
Scores	**0**	**0.00 %**

bar	0	0.00 %
missed	0	0.00 %
on goal	0	0.00 %
blocked	1	100.00 %
Shots	**1**	**7.69 %**
Scores	**0**	**0.00 %**

bar	0	0.00 %
missed	0	0.00 %
on goal	0	0.00 %
blocked	1	100.00 %
Shots	**1**	**7.69 %**
Scores	**0**	**0.00 %**

bar	1	5.00 %
on goal	4	20.00 %
blocked	7	35.00 %
missed	8	40.00 %
Shots	**20**	
Scores	**1**	

bar	0	0.00 %
missed	0	0.00 %
on goal	6	46.15 %
blocked	7	53.85 %
Shots	**13**	
Scores	**1**	

© by Roman Koller (info@floorballstatistics.ch)

Shot Statistics

Sweden U19

3rd Periode

Switzerland U19

bar	0	0.00 %
blocked	0	0.00 %
on goal	0	0.00 %
missed	2	100.00 %
Shots	**2**	**15.38 %**
Scores	**0**	**0.00 %**

bar	0	0.00 %
blocked	0	0.00 %
missed	0	0.00 %
on goal	1	100.00 %
Shots	**1**	**7.69 %**
Scores	**1**	**100.00 %**

bar	0	0.00 %
blocked	0	0.00 %
missed	0	0.00 %
on goal	0	0.00 %
Shots	**0**	**0.00 %**
Scores	**0**	**0.00 %**

bar	0	0.00 %
blocked	0	0.00 %
missed	0	0.00 %
on goal	1	100.00 %
Shots	**1**	**7.69 %**
Scores	**0**	**0.00 %**

bar	0	0.00 %
blocked	0	0.00 %
missed	0	0.00 %
on goal	1	100.00 %
Shots	**1**	**7.69 %**
Scores	**0**	**0.00 %**

bar	0	0.00 %
blocked	0	0.00 %
missed	0	0.00 %
on goal	1	100.00 %
Shots	**1**	**7.69 %**
Scores	**0**	**0.00 %**

bar	0	0.00 %
blocked	0	0.00 %
missed	0	0.00 %
on goal	0	0.00 %
Shots	**0**	**0.00 %**
Scores	**0**	**0.00 %**

bar	0	0.00 %
missed	0	0.00 %
on goal	2	40.00 %
blocked	3	60.00 %
Shots	**5**	**38.46 %**
Scores	**0**	**0.00 %**

bar	0	0.00 %
blocked	0	0.00 %
missed	0	0.00 %
on goal	2	100.00 %
Shots	**2**	**15.38 %**
Scores	**0**	**0.00 %**

bar	0	0.00 %
blocked	0	0.00 %
missed	0	0.00 %
on goal	0	0.00 %
Shots	**0**	**0.00 %**
Scores	**0**	**0.00 %**

bar	0	0.00 %
blocked	0	0.00 %
missed	0	0.00 %
on goal	0	0.00 %
Shots	**0**	**0.00 %**
Scores	**0**	**0.00 %**

bar	0	0.00 %
blocked	0	0.00 %
missed	0	0.00 %
on goal	0	0.00 %
Shots	**0**	**0.00 %**
Scores	**0**	**0.00 %**

bar	0	0.00 %
on goal	0	0.00 %
missed	2	40.00 %
blocked	3	60.00 %
Shots	**5**	**35.71 %**
Scores	**0**	**0.00 %**

bar	0	0.00 %
on goal	0	0.00 %
blocked	1	50.00 %
missed	1	50.00 %
Shots	**2**	**14.29 %**
Scores	**0**	**0.00 %**

bar	0	0.00 %
on goal	0	0.00 %
blocked	1	25.00 %
missed	3	75.00 %
Shots	**4**	**28.57 %**
Scores	**0**	**0.00 %**

bar	0	0.00 %
missed	0	0.00 %
on goal	0	0.00 %
blocked	2	100.00 %
Shots	**2**	**14.29 %**
Scores	**0**	**0.00 %**

bar	0	0.00 %
blocked	0	0.00 %
missed	0	0.00 %
on goal	0	0.00 %
Shots	**0**	**0.00 %**
Scores	**0**	**0.00 %**

bar	0	0.00 %
blocked	0	0.00 %
missed	0	0.00 %
on goal	1	100.00 %
Shots	**1**	**7.14 %**
Scores	**0**	**0.00 %**

bar	0	0.00 %
missed	2	15.38 %
blocked	3	23.08 %
on goal	8	61.54 %
Shots	**13**	
Scores	**1**	

bar	0	0.00 %
on goal	1	7.14 %
missed	6	42.86 %
blocked	7	50.00 %
Shots	**14**	
Scores	**0**	

© by Roman Koller (info@floorballstatistics.ch)

Shot Statistics

Sweden U19

Overtime

Switzerland U19

bar	0	0.00 %
blocked	0	0.00 %
missed	0	0.00 %
on goal	0	0.00 %
Shots	**0**	**0.00 %**
Scores	**0**	**0.00 %**

bar	0	0.00 %
blocked	0	0.00 %
missed	0	0.00 %
on goal	1	100.00 %
Shots	**1**	**16.67 %**
Scores	**0**	**0.00 %**

bar	0	0.00 %
blocked	0	0.00 %
on goal	0	0.00 %
missed	1	100.00 %
Shots	**1**	**16.67 %**
Scores	**0**	**0.00 %**

bar	0	0.00 %
blocked	0	0.00 %
missed	0	0.00 %
on goal	0	0.00 %
Shots	**0**	**0.00 %**
Scores	**0**	**0.00 %**

bar	0	0.00 %
blocked	0	0.00 %
missed	0	0.00 %
on goal	0	0.00 %
Shots	**0**	**0.00 %**
Scores	**0**	**0.00 %**

bar	0	0.00 %
blocked	0	0.00 %
on goal	0	0.00 %
missed	1	100.00 %
Shots	**1**	**16.67 %**
Scores	**0**	**0.00 %**

bar	0	0.00 %
on goal	0	0.00 %
blocked	1	50.00 %
missed	1	50.00 %
Shots	**2**	**33.33 %**
Scores	**0**	**0.00 %**

bar	0	0.00 %
blocked	0	0.00 %
missed	0	0.00 %
on goal	0	0.00 %
Shots	**0**	**0.00 %**
Scores	**0**	**0.00 %**

bar	0	0.00 %
blocked	0	0.00 %
missed	0	0.00 %
on goal	0	0.00 %
Shots	**0**	**0.00 %**
Scores	**0**	**0.00 %**

bar	0	0.00 %
blocked	0	0.00 %
missed	0	0.00 %
on goal	1	100.00 %
Shots	**1**	**10.00 %**
Scores	**0**	**0.00 %**

bar	0	0.00 %
blocked	0	0.00 %
missed	0	0.00 %
on goal	0	0.00 %
Shots	**0**	**0.00 %**
Scores	**0**	**0.00 %**

bar	0	0.00 %
blocked	0	0.00 %
on goal	1	33.33 %
missed	2	66.67 %
Shots	**3**	**30.00 %**
Scores	**0**	**0.00 %**

bar	0	0.00 %
on goal	0	0.00 %
blocked	1	50.00 %
missed	1	50.00 %
Shots	**2**	**20.00 %**
Scores	**0**	**0.00 %**

bar	0	0.00 %
blocked	0	0.00 %
missed	0	0.00 %
on goal	0	0.00 %
Shots	**0**	**0.00 %**
Scores	**0**	**0.00 %**

bar	0	0.00 %
blocked	0	0.00 %
missed	0	0.00 %
on goal	1	33.33 %
blocked	2	66.67 %
Shots	**3**	**30.00 %**
Scores	**0**	**0.00 %**

bar	0	0.00 %
blocked	0	0.00 %
missed	0	0.00 %
on goal	0	0.00 %
Shots	**0**	**0.00 %**
Scores	**0**	**0.00 %**

bar	0	0.00 %
blocked	0	0.00 %
missed	0	0.00 %
on goal	0	0.00 %
blocked	1	100.00 %
Shots	**1**	**10.00 %**
Scores	**0**	**0.00 %**

bar	0	0.00 %
blocked	0	0.00 %
missed	0	0.00 %
on goal	0	0.00 %
Shots	**0**	**0.00 %**
Scores	**0**	**0.00 %**

bar	0	0.00 %
on goal	1	16.67 %
blocked	2	33.33 %
missed	3	50.00 %
Shots	**6**	
Scores	**0**	

bar	0	0.00 %
missed	3	30.00 %
on goal	3	30.00 %
blocked	4	40.00 %
Shots	**10**	
Scores	**0**	

© by Roman Koller (info@floorballstatistics.ch)

Attack Statistics

Sweden U19

Overall

Switzerland U19

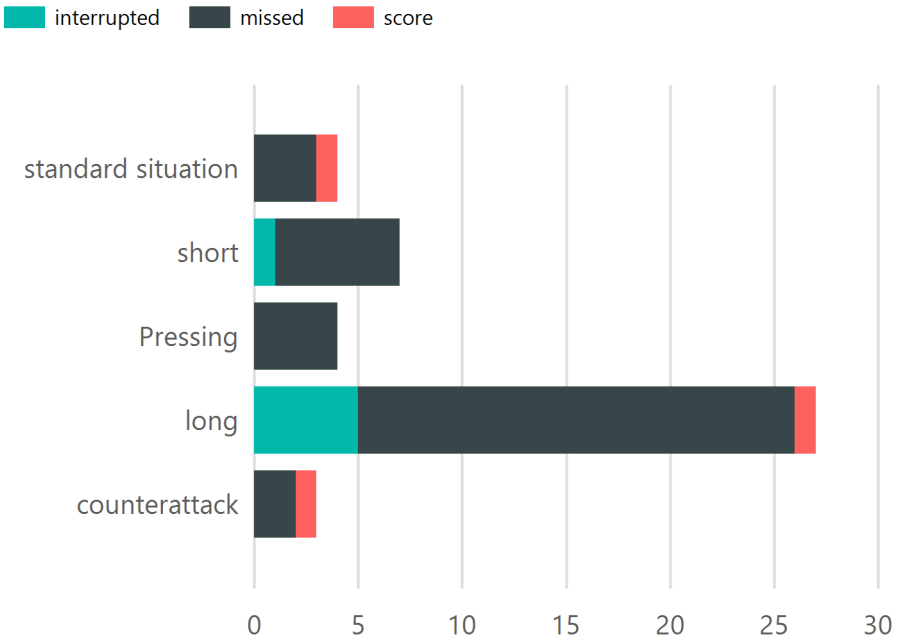

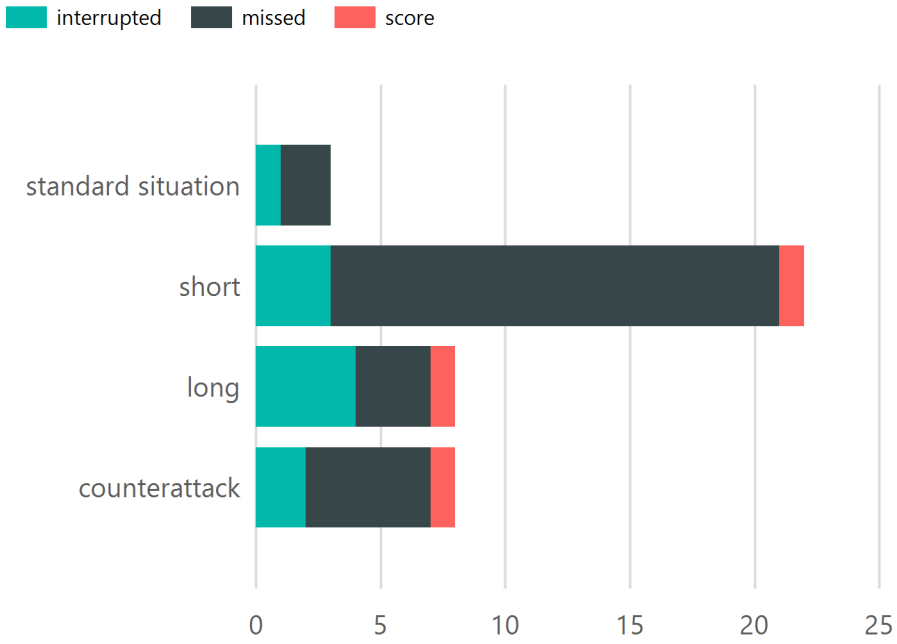

Attack Type	interrupted	missed	score	Total
counterattack	0	2	1	**3**
long	5	21	1	**27**
Pressing	0	4	0	**4**
short	1	6	0	**7**
standard situation	0	3	1	**4**
Total	**6**	**36**	**3**	**45**

Attack Type	interrupted	missed	score	Total
counterattack	2	5	1	**8**
long	4	3	1	**8**
short	3	18	1	**22**
standard situation	1	2	0	**3**
Total	**10**	**28**	**3**	**41**

© by Roman Koller (info@floorballstatistics.ch)

Attack Statistics

Sweden U19

1st Periode

Switzerland U19



Attack Type	interrupted	missed	score	Total
counterattack	0	1	0	**1**
long	2	3	1	**6**
Pressing	0	1	0	**1**
short	1	4	0	**5**
Total	**3**	**9**	**1**	**13**

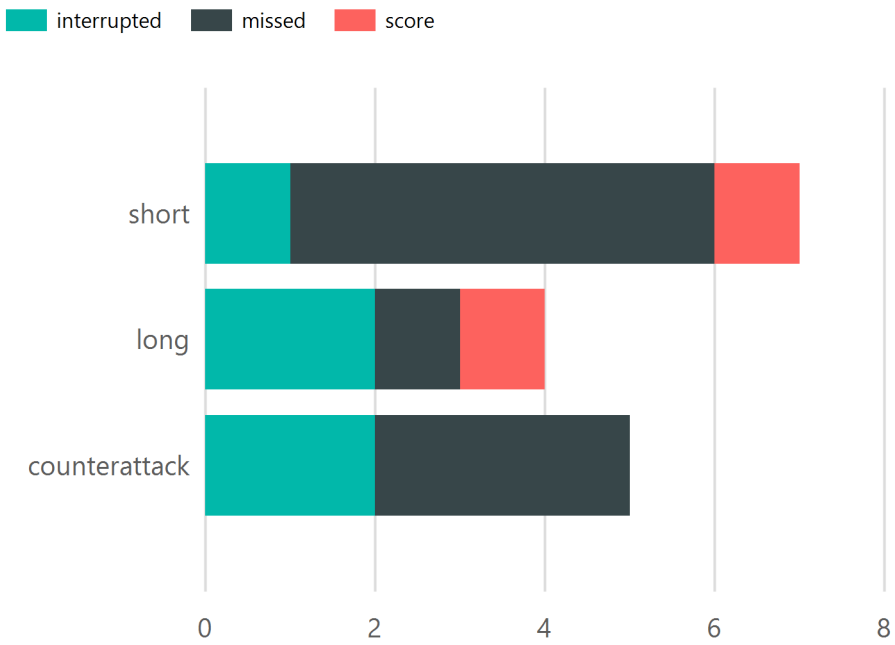

Attack Type	interrupted	missed	score	Total
counterattack	2	3	0	**5**
long	2	1	1	**4**
short	1	5	1	**7**
Total	**5**	**9**	**2**	**16**

© by Roman Koller (info@floorballstatistics.ch)

Attack Statistics

Sweden U19

2nd Periode

Switzerland U19

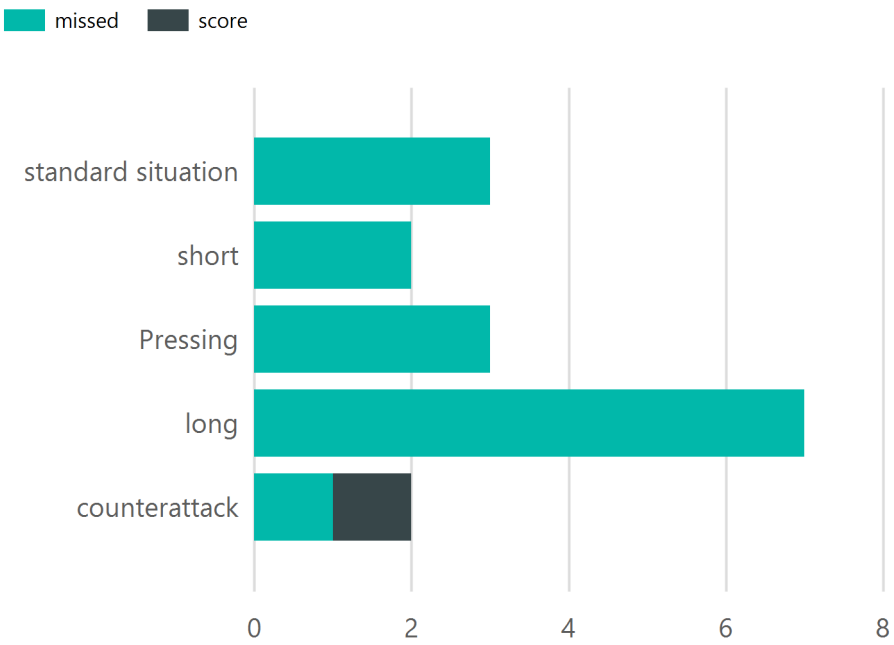

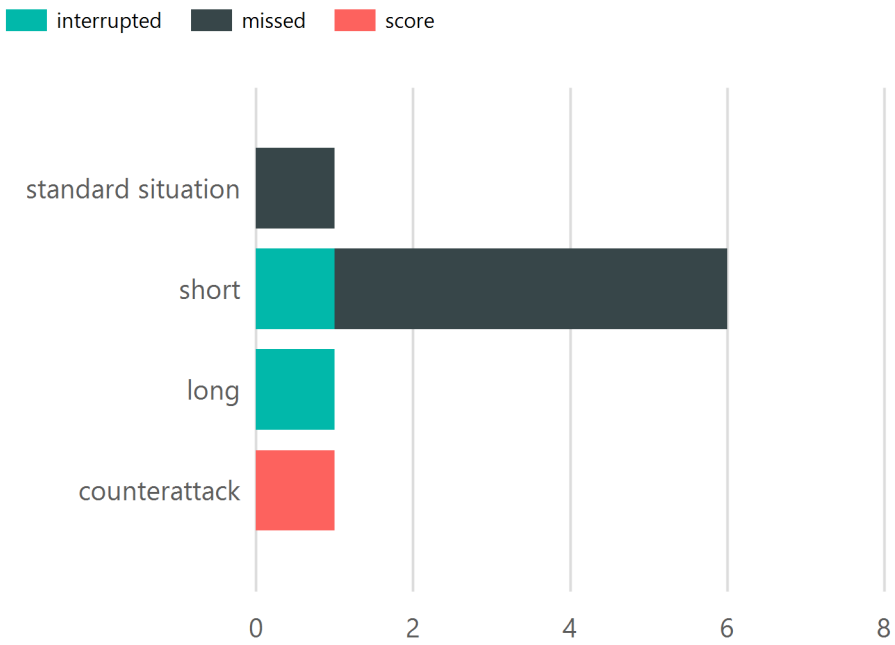

Attack Type	missed	score	Total
counterattack	1	1	**2**
long	7	0	**7**
Pressing	3	0	**3**
short	2	0	**2**
standard situation	3	0	**3**
Total	**16**	**1**	**17**

Attack Type	interrupted	missed	score	Total
counterattack	0	0	1	**1**
long	1	0	0	**1**
short	1	5	0	**6**
standard situation	0	1	0	**1**
Total	**2**	**6**	**1**	**9**

© by Roman Koller (info@floorballstatistics.ch)

Attack Statistics

Sweden U19

3rd Periode

Switzerland U19



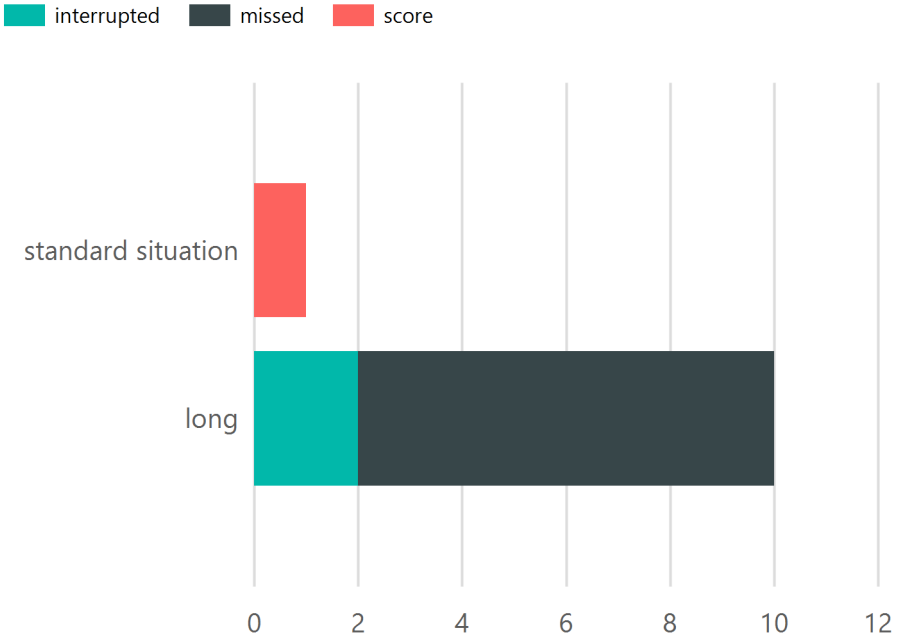

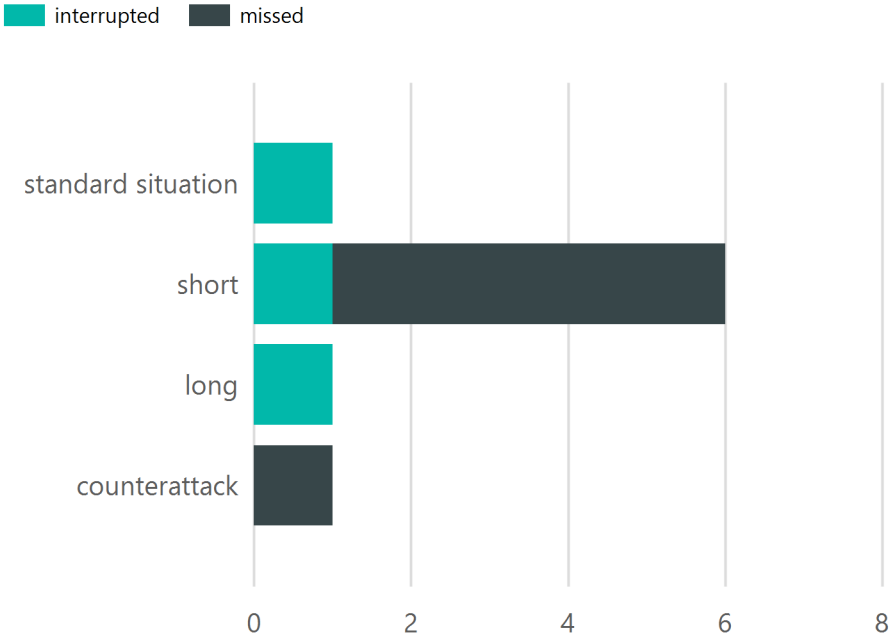

Attack Type	interrupted	missed	score	Total
long	2	8	0	**10**
standard situation	0	0	1	**1**
Total	**2**	**8**	**1**	**11**

Attack Type	interrupted	missed	Total
counterattack	0	1	**1**
long	1	0	**1**
short	1	5	**6**
standard situation	1	0	**1**
Total	**3**	**6**	**9**

© by Roman Koller (info@floorballstatistics.ch)

Attack Statistics

Sweden U19

Extra Time

Switzerland U19

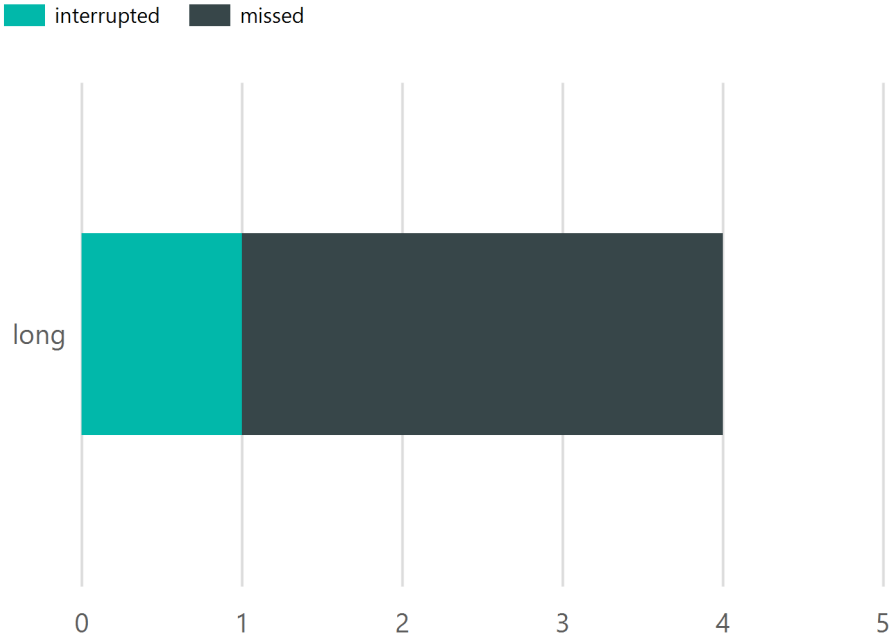

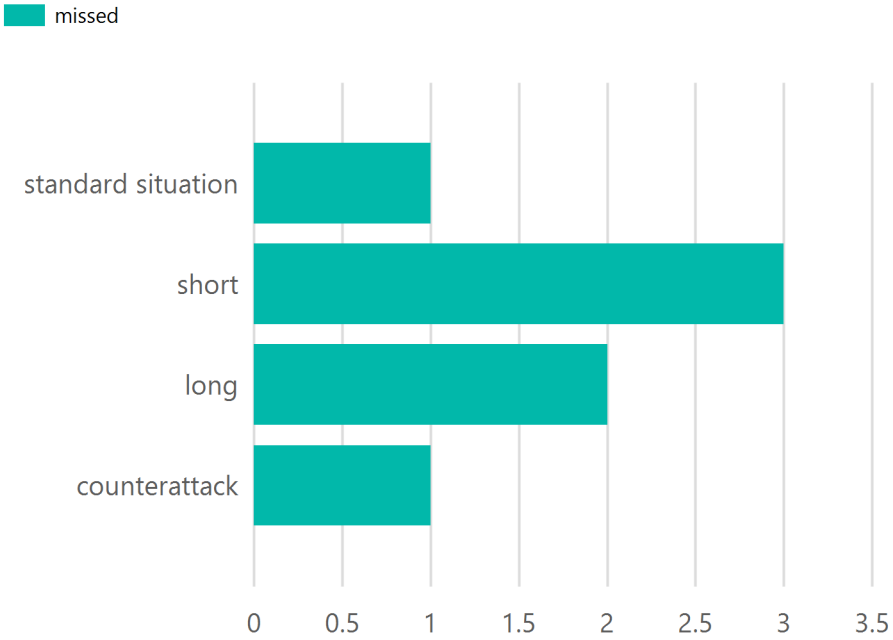

Attack Type	interrupted	missed	Total
long	1	3	**4**
Total	**1**	**3**	**4**

Attack Type	missed	Total
counterattack	1	**1**
long	2	**2**
short	3	**3**
standard situation	1	**1**
Total	**7**	**7**

© by Roman Koller (info@floorballstatistics.ch)

Attack Statistics

Sweden U19

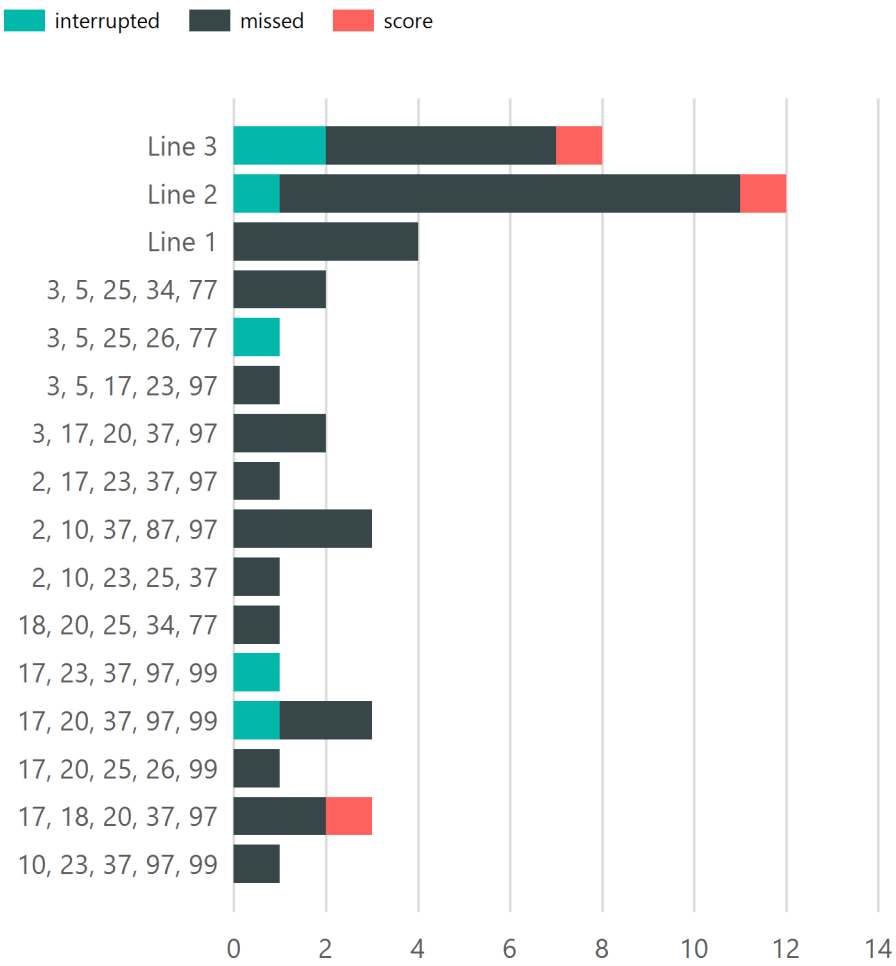

Overall

Players involved	interrupted	missed	score	Total
Line 1	0	4	0	**4**
Line 3	2	5	1	**8**
2, 10, 37, 87, 97	0	3	0	**3**
17, 20, 25, 26, 99	0	1	0	**1**
10, 23, 37, 97, 99	0	1	0	**1**
17, 20, 37, 97, 99	1	2	0	**3**
3, 5, 17, 23, 97	0	1	0	**1**
3, 5, 25, 26, 77	1	0	0	**1**
3, 5, 25, 34, 77	0	2	0	**2**
17, 23, 37, 97, 99	1	0	0	**1**
18, 20, 25, 34, 77	0	1	0	**1**
2, 17, 23, 37, 97	0	1	0	**1**
3, 17, 20, 37, 97	0	2	0	**2**
Line 2	1	10	1	**12**
2, 10, 23, 25, 37	0	1	0	**1**
17, 18, 20, 37, 97	0	2	1	**3**
Total	**6**	**36**	**3**	**45**

© by Roman Koller (info@floorballstatistics.ch)

Attack Statistics

Overall

Switzerland U19

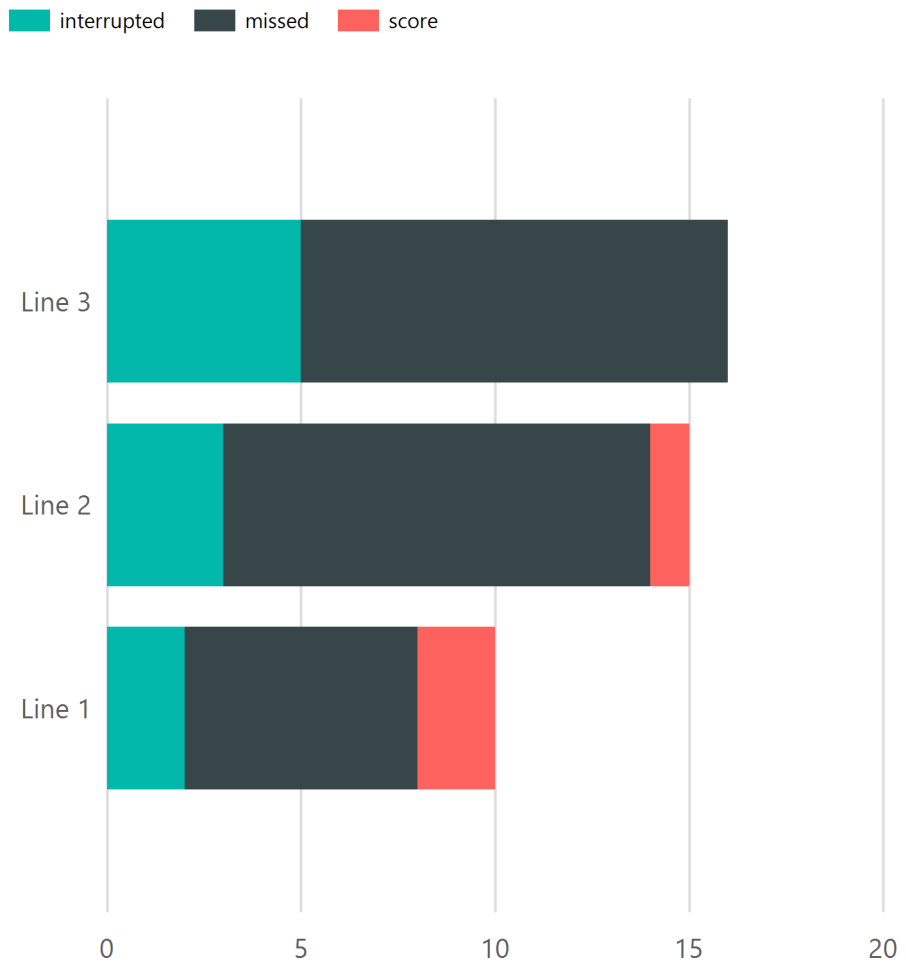

Players involved	interrupted	missed	score	Total
Line 3	5	11	0	**16**
Line 2	3	11	1	**15**
Line 1	2	6	2	**10**
Total	**10**	**28**	**3**	**41**

© by Roman Koller (info@floorballstatistics.ch)

Attack Statistics

Sweden U19

1st Periode

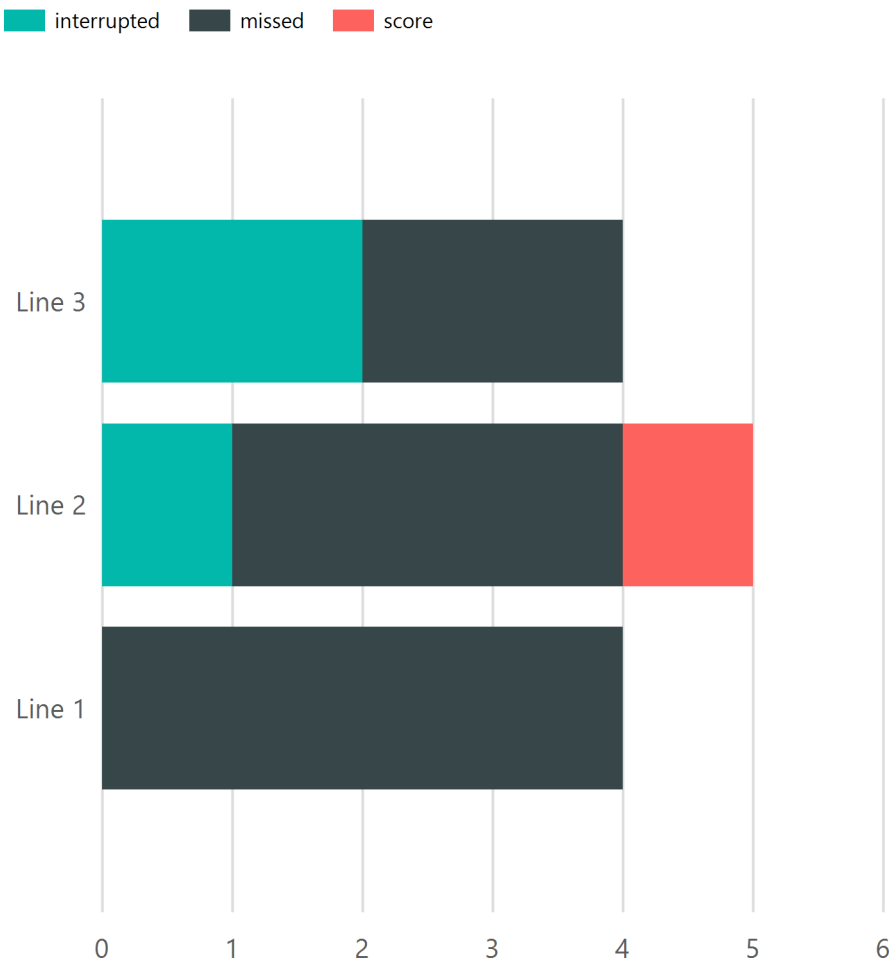

Players involved	interrupted	missed	score	Total
Line 1	0	4	0	**4**
Line 3	2	2	0	**4**
Line 2	1	3	1	**5**
Total	**3**	**9**	**1**	**13**

© by Roman Koller (info@floorballstatistics.ch)

Attack Statistics

1st Periode

Switzerland U19

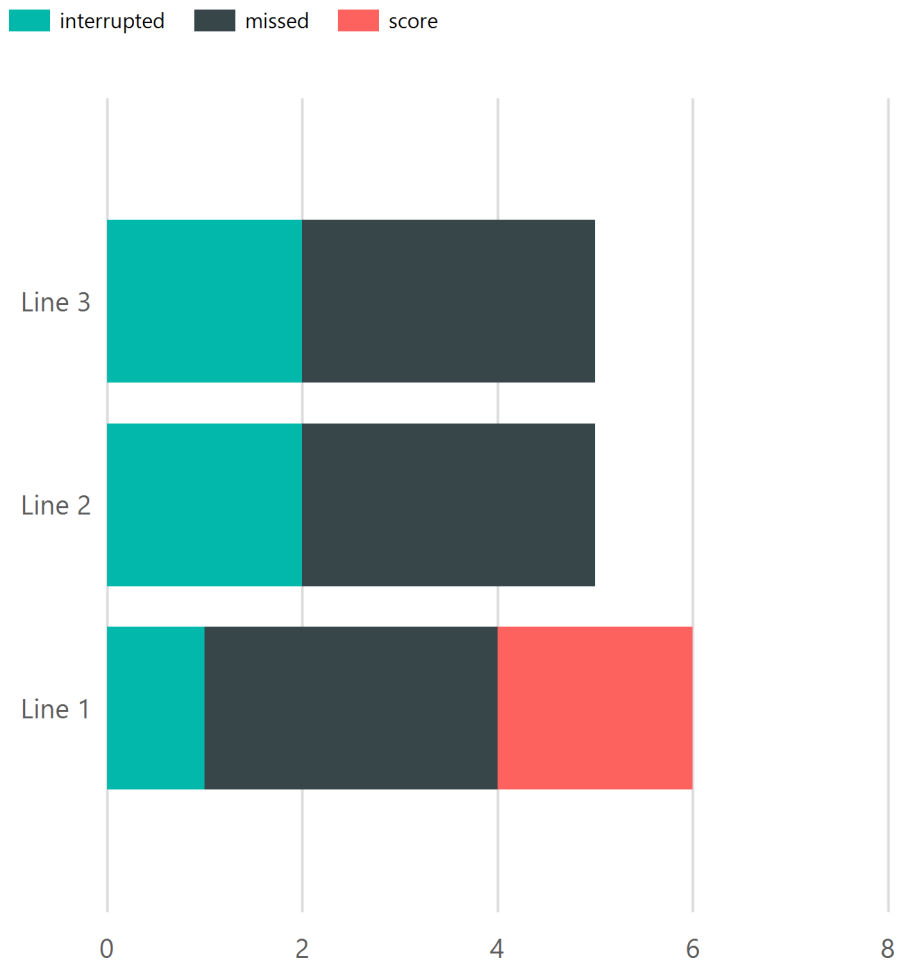

Players involved	interrupted	missed	score	Total
Line 3	2	3	0	**5**
Line 2	2	3	0	**5**
Line 1	1	3	2	**6**
Total	**5**	**9**	**2**	**16**

© by Roman Koller (info@floorballstatistics.ch)

Attack Statistics

Sweden U19

2nd Periode

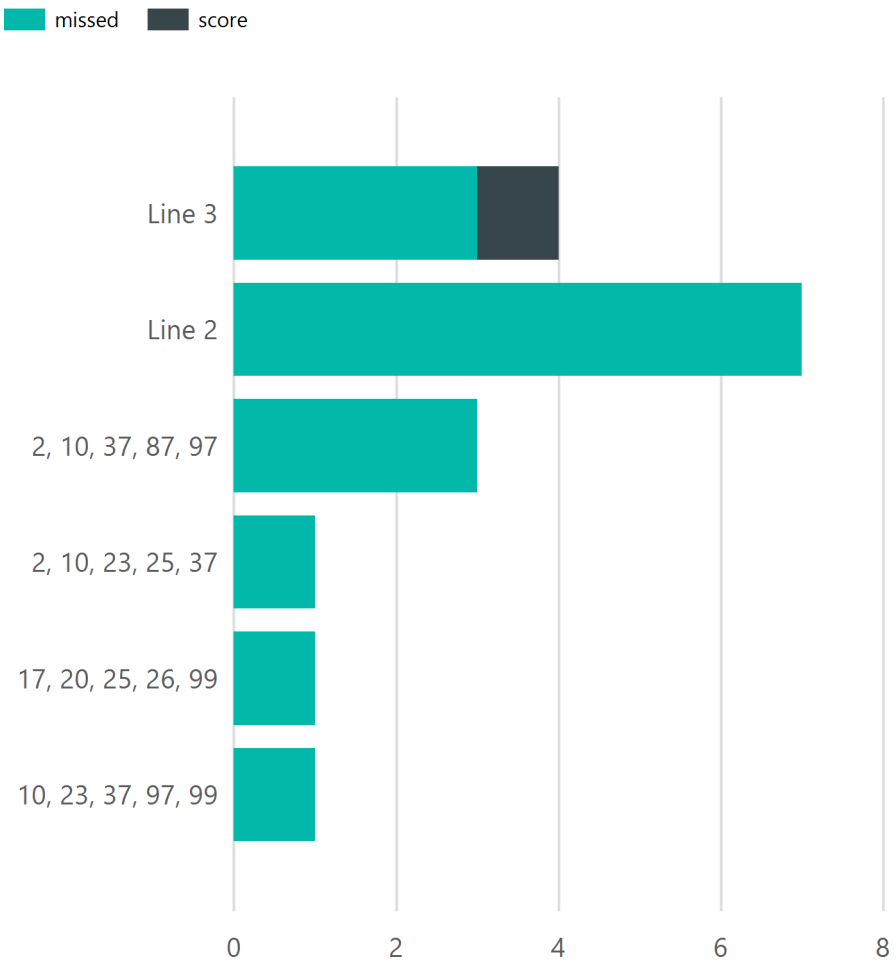

Players involved	missed	score	Total
Line 2	7	0	**7**
2, 10, 37, 87, 97	3	0	**3**
17, 20, 25, 26, 99	1	0	**1**
10, 23, 37, 97, 99	1	0	**1**
2, 10, 23, 25, 37	1	0	**1**
Line 3	3	1	**4**
Total	**16**	**1**	**17**

© by Roman Koller (info@floorballstatistics.ch)

Attack Statistics

2nd Periode

Switzerland U19

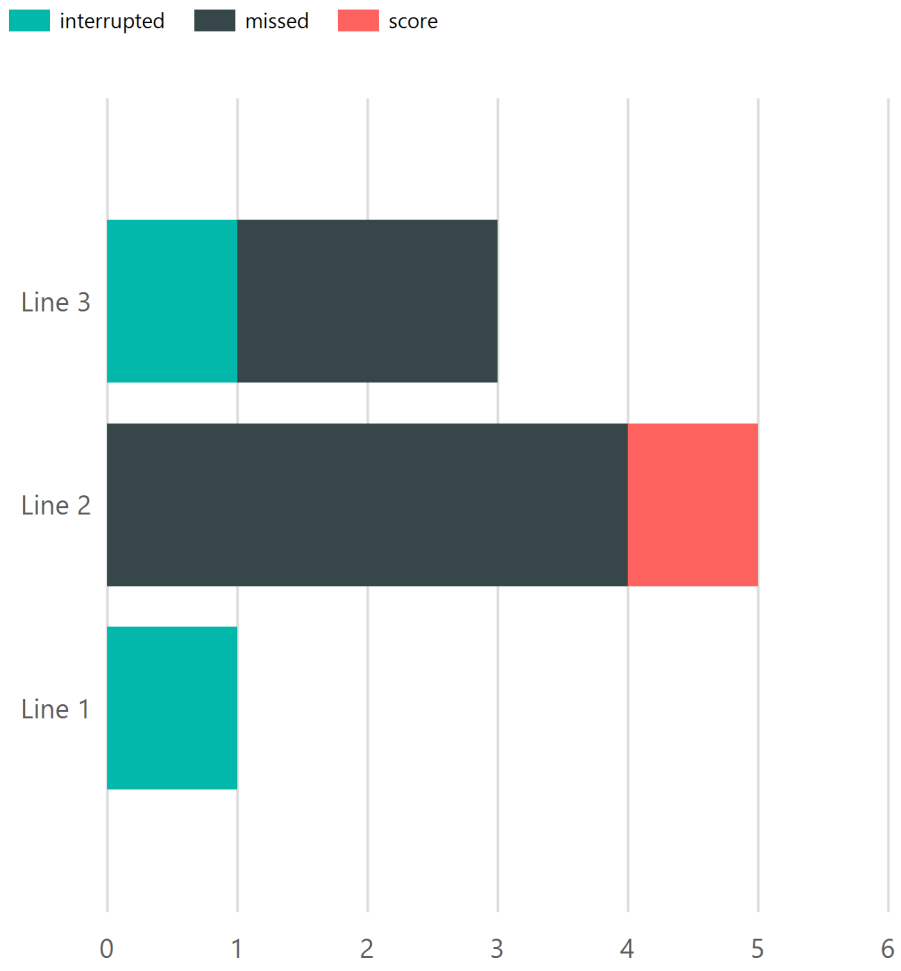

Players involved	interrupted	missed	score	Total
Line 1	1	0	0	**1**
Line 3	1	2	0	**3**
Line 2	0	4	1	**5**
Total	**2**	**6**	**1**	**9**

© by Roman Koller (info@floorballstatistics.ch)

Attack Statistics

Sweden U19

3rd Periode

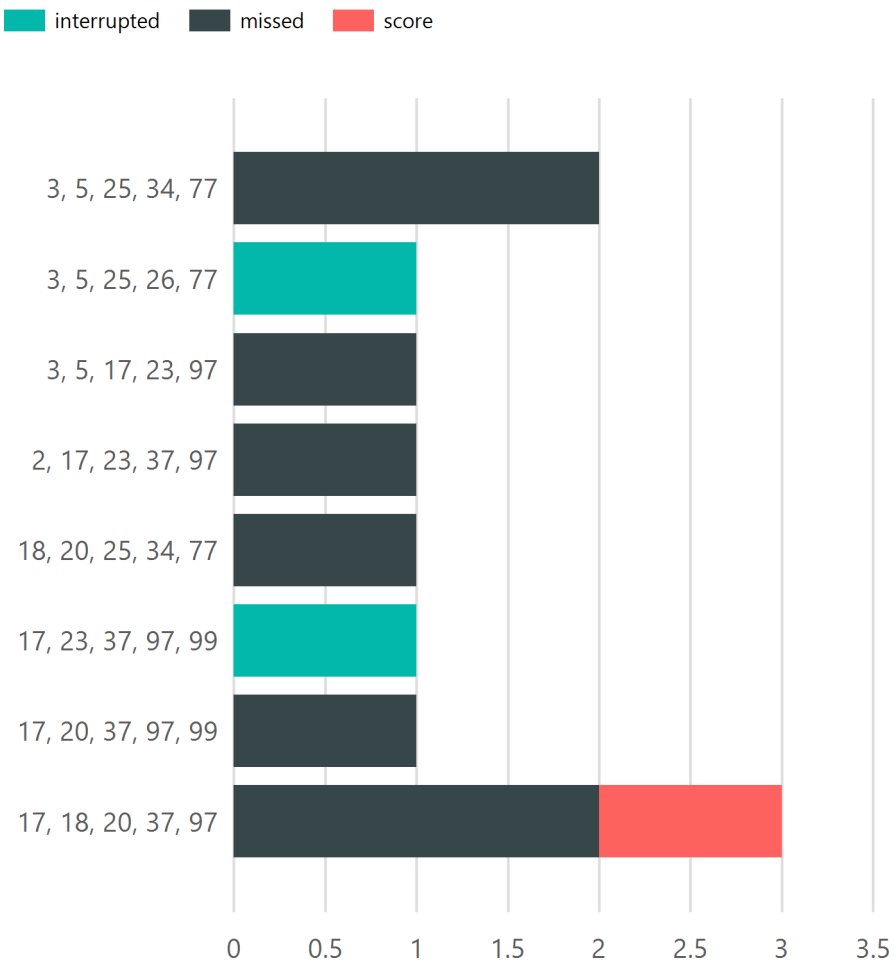

Players involved	interrupted	missed	score	Total
17, 20, 37, 97, 99	0	1	0	**1**
3, 5, 17, 23, 97	0	1	0	**1**
3, 5, 25, 26, 77	1	0	0	**1**
3, 5, 25, 34, 77	0	2	0	**2**
17, 23, 37, 97, 99	1	0	0	**1**
18, 20, 25, 34, 77	0	1	0	**1**
2, 17, 23, 37, 97	0	1	0	**1**
17, 18, 20, 37, 97	0	2	1	**3**
Total	**2**	**8**	**1**	**11**

© by Roman Koller (info@floorballstatistics.ch)

Attack Statistics

3rd Periode

Switzerland U19

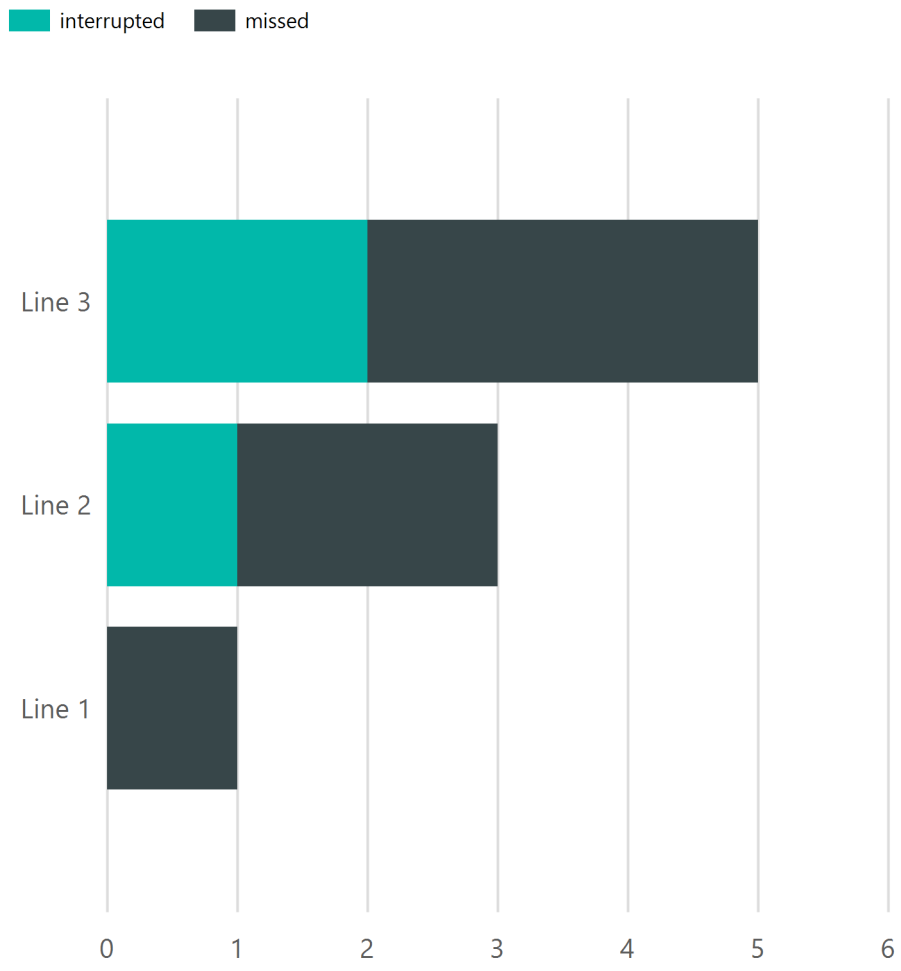

Players involved	interrupted	missed	Total
Line 3	2	3	**5**
Line 1	0	1	**1**
Line 2	1	2	**3**
Total	**3**	**6**	**9**

© by Roman Koller (info@floorballstatistics.ch)

Attack Statistics

Sweden U19

Extra Time

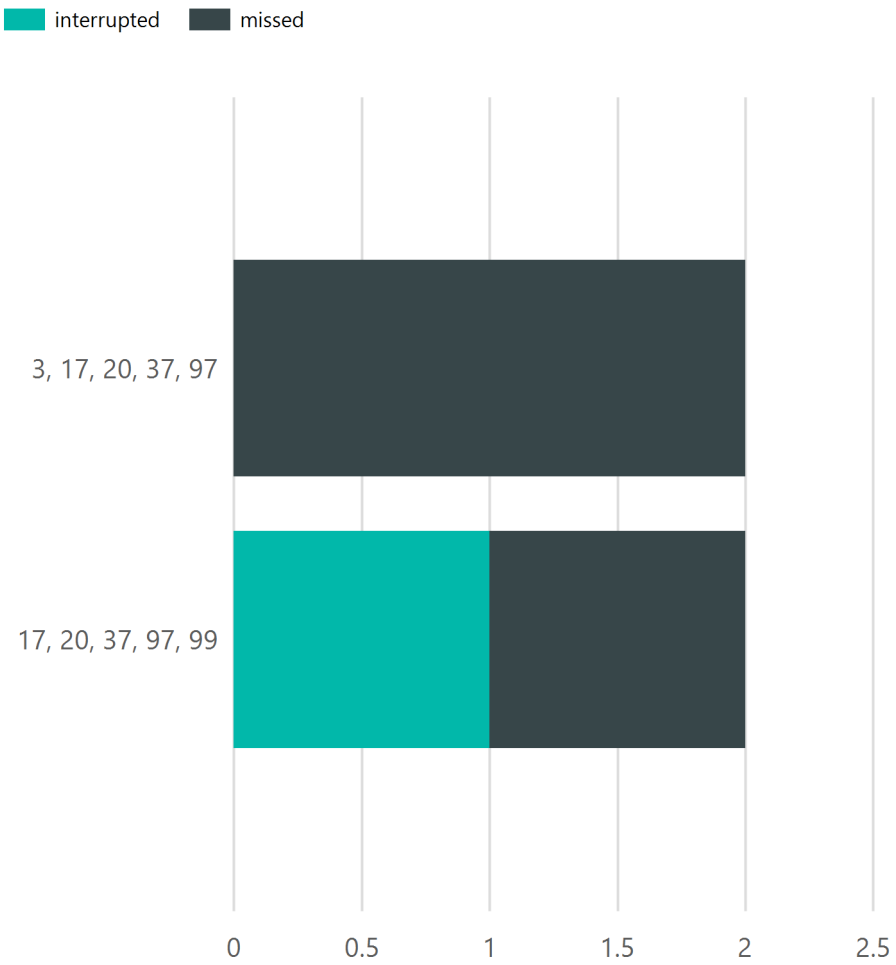

Players involved	interrupted	missed	Total
17, 20, 37, 97, 99	1	1	**2**
3, 17, 20, 37, 97	0	2	**2**
Total	**1**	**3**	**4**

© by Roman Koller (info@floorballstatistics.ch)

Attack Statistics

Extra Time

Switzerland U19

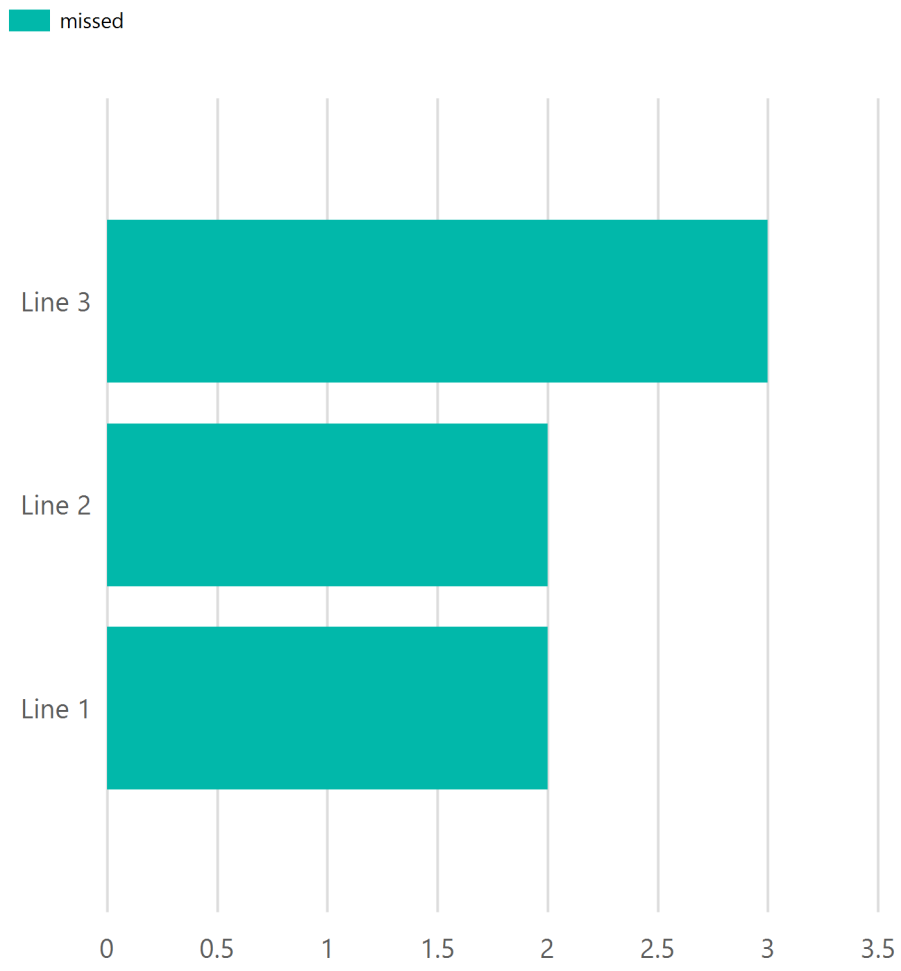

Players involved	missed	Total
Line 2	2	**2**
Line 1	2	**2**
Line 3	3	**3**
Total	**7**	**7**

© by Roman Koller (info@floorballstatistics.ch)

Game Statistics

May 4, 2025

Game Statistics

Possession

1st Periode	2nd Periode	3rd Periode	Extra Time	Overall
CZE 51.92	CZE 45.50	CZE 43.75	CZE 46.81	CZE 47.03
FIN 48.08	FIN 54.50	FIN 56.25	FIN 53.19	FIN 52.97

	Finland U19	Czechia U19
	4	**3** ot.
1st	1	1
2nd	2	0
3rd	0	2
ET	1	0

Shots statistics

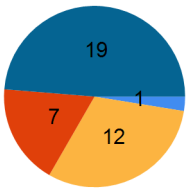

bar blocked missed on goal

	1st	2nd	3rd	ET	Total
bar	0	0	1	0	**1**
blocked	3	4	4	1	**12**
missed	0	5	2	0	**7**
on goal	4	7	5	3	**19**
	7	**16**	**12**	**4**	**39**
Precision (%)	57.14	43.75	41.67	75.00	**48.72**
Efficiency (%)	25.00	28.57	0.00	33.33	**21.05**

Shots statistics

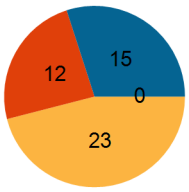

bar blocked missed on goal

	1st	2nd	3rd	ET	Total
bar	0	0	0	0	**0**
blocked	5	8	10	0	**23**
missed	0	4	5	3	**12**
on goal	5	8	2	0	**15**
	10	**20**	**17**	**3**	**50**
Precision (%)	50.00	40.00	11.76	0.00	**30.00**
Efficiency (%)	20.00	0.00	100.00	NaN	**20.00**

Goalkeeper statistic

	35 Aapo Seppälä	
	Shots	Saves
1st	5	4
	80.00%	
2nd	8	8
	100.00%	
3rd	2	0
	0.00%	
ET	0	0
	NaN	
Total	**15**	**12**
	80.00%	

Goalkeeper statistic

	71 Miroslav Kovařík	
	Shots	Saves
1st	4	3
	75.00%	
2nd	7	5
	71.43%	
3rd	5	5
	100.00%	
ET	3	2
	66.67%	
Total	**19**	**15**
	78.95%	

Penaltytime statistics

	1st	2nd	3rd	ET	Total	Goals
Power play	00:00	00:00	00:00	00:00	0	0
Box Play	00:00	02:00	00:00	00:00	02:00	0

Penaltytime statistics

	1st	2nd	3rd	ET	Total	Goals
Power play	00:00	02:00	00:00	00:00	02:00	0
Box Play	00:00	00:00	00:00	00:00	0	0

© by Roman Koller (info@floorballstatistics.ch)

Game Statistics

Game history

1st Periode

Time	Result	Team	Special Situation	#	Player	#	Assist	Speed
00:30	1-0	Finland U19		5	Aatu Knuuti	21	Rasmus Nyström	0.00
04:53	1-1	Czechia U19		8	Adam Bureš	24	Jan Krejča	0.00

2nd Periode

Time	Result	Team	Special Situation	#	Player	#	Assist	Speed
24:48	2-1	Finland U19		22	Ville Heiska	9	Veikko Paajanen	0.00
30:19	3-1	Finland U19		12	Joona Kajaala	34	Eino Hannula	0.00
36:38		Finland U19	2' High stick	14	Ilmo Leino			

3rd Periode

Time	Result	Team	Special Situation	#	Player	#	Assist	Speed
45:06	3-2	Czechia U19		22	Mikeš Motejzík	30	Vojtěch Petráň	0.00
57:47	3-3	Czechia U19		4	Michael Wertheim	23	Jakub Vařecha	0.00

Extra Time

Time	Result	Team	Special Situation	#	Player	#	Assist	Speed
65:19		Czechia U19	Time Out					
67:50	4-3	Finland U19		22	Ville Heiska	9	Veikko Paajanen	0.00

© by Roman Koller (info@floorballstatistics.ch)

Game Statistics

Finland U19	Plus/Minus			Shots				Goals		
Player	+	-	balance	Total	on Goal	% on Goal	Efficiency (%)	scored	Assists	in %
2 Jaurakkajärvi Esa	1	1	0	1	0	0.00	0.00	0	0	0.00
3 Hiltunen Joni	1	1	0	0	0	0.00	0.00	0	0	0.00
5 Knuuti Aatu	1	0	1	3	2	66.67	50.00	1	0	25.00
7 Vettensaari Joonas	0	0	0	0	0	0.00	0.00	0	0	0.00
8 Engman Viljami	1	0	1	5	3	60.00	0.00	0	0	0.00
9 Paajanen Veikko	2	2	0	3	0	0.00	0.00	0	2	0.00
10 Maronen Markus	0	0	0	2	0	0.00	0.00	0	0	0.00
12 Kajaala Joona	2	2	0	2	1	50.00	100.00	1	0	25.00
14 Leino Ilmo	1	0	1	10	6	60.00	0.00	0	0	0.00
16 Jaaranen Dani	1	1	0	3	3	100.00	0.00	0	0	0.00
17 Leppäniemi Samuli	0	0	0	0	0	0.00	0.00	0	0	0.00
18 Kokko Aaro	1	1	0	0	0	0.00	0.00	0	0	0.00
19 Niemelä Marius	1	0	1	3	0	0.00	0.00	0	0	0.00
20 Viitikka Oskari	1	1	0	0	0	0.00	0.00	0	0	0.00
21 Nyström Rasmus	1	0	1	0	0	0.00	0.00	0	1	0.00
22 Heiska Ville	2	2	0	6	4	66.67	50.00	2	0	50.00
23 Markkanen Jami	2	2	0	0	0	0.00	0.00	0	0	0.00
34 Hannula Eino	2	2	0	1	0	0.00	0.00	0	1	0.00
	20	15		**39**	**19**	**48.72**	**21.05**			

Czechia U19	Plus/Minus			Shots				Goals		
Player	+	-	balance	Total	on Goal	% on Goal	Efficiency (%)	scored	Assists	in %
2 Šlosar Kosťantyn	0	1	-1	1	1	100.00	0.00	0	0	0.00
4 Wertheim Michael	1	2	-1	3	1	33.33	100.00	1	0	33.33
8 Bureš Adam	1	2	-1	6	1	16.67	100.00	1	0	33.33
9 Bergman Filip	0	2	-2	1	0	0.00	0.00	0	0	0.00
11 Ruber Šimon	2	1	1	2	0	0.00	0.00	0	0	0.00
12 Večl Daniel	1	1	0	1	0	0.00	0.00	0	0	0.00
13 Tomášek Ferdinand	0	0	0	0	0	0.00	0.00	0	0	0.00
17 Kos Adam	1	1	0	1	0	0.00	0.00	0	0	0.00
18 Feigl Martin	0	2	-2	1	0	0.00	0.00	0	0	0.00
19 Dolejš Daniel	1	0	1	1	0	0.00	0.00	0	0	0.00
21 Rada Lukáš	1	1	0	3	1	33.33	0.00	0	0	0.00
22 Motejzík Mikeš	2	1	1	7	3	42.86	33.33	1	0	33.33
23 Vařecha Jakub	1	2	-1	10	3	30.00	0.00	0	1	0.00
24 Krejča Jan	3	0	3	6	1	16.67	0.00	0	1	0.00
25 Šourek Jakub	0	2	-2	1	1	100.00	0.00	0	0	0.00
28 Grézl Daniel	0	0	0	1	0	0.00	0.00	0	0	0.00
29 Holásek Lukáš	1	0	1	1	0	0.00	0.00	0	0	0.00
30 Petráň Vojtěch	1	2	-1	4	3	75.00	0.00	0	1	0.00
	16	20		**50**	**15**	**30.00**	**20.00**			

© by Roman Koller (info@floorballstatistics.ch)

Shot Statistics

Finland U19

Overall

Czechia U19

bar	0	0.00 %
blocked	0	0.00 %
missed	0	0.00 %
on goal	0	0.00 %
Shots	**0**	**0.00 %**
Scores	**0**	**0.00 %**

blocked	0	0.00 %
missed	0	0.00 %
bar	1	20.00 %
on goal	4	80.00 %
Shots	**5**	**12.82 %**
Scores	**0**	**0.00 %**

bar	0	0.00 %
missed	0	0.00 %
blocked	1	50.00 %
on goal	1	50.00 %
Shots	**2**	**5.13 %**
Scores	**1**	**25.00 %**

bar	0	0.00 %
blocked	0	0.00 %
missed	1	16.67 %
on goal	5	83.33 %
Shots	**6**	**15.38 %**
Scores	**0**	**0.00 %**

bar	0	0.00 %
on goal	2	20.00 %
missed	3	30.00 %
blocked	5	50.00 %
Shots	**10**	**25.64 %**
Scores	**1**	**25.00 %**

bar	0	0.00 %
missed	0	0.00 %
blocked	2	28.57 %
on goal	5	71.43 %
Shots	**7**	**17.95 %**
Scores	**2**	**50.00 %**

bar	0	0.00 %
missed	0	0.00 %
on goal	0	0.00 %
blocked	1	100.00 %
Shots	**1**	**2.56 %**
Scores	**0**	**0.00 %**

bar	0	0.00 %
blocked	1	20.00 %
on goal	1	20.00 %
missed	3	60.00 %
Shots	**5**	**12.82 %**
Scores	**0**	**0.00 %**

bar	0	0.00 %
missed	0	0.00 %
on goal	1	33.33 %
blocked	2	66.67 %
Shots	**3**	**7.69 %**
Scores	**0**	**0.00 %**

bar	0	0.00 %
blocked	0	0.00 %
missed	0	0.00 %
on goal	0	0.00 %
Shots	**0**	**0.00 %**
Scores	**0**	**0.00 %**

bar	0	0.00 %
blocked	0	0.00 %
missed	1	33.33 %
on goal	2	66.67 %
Shots	**3**	**6.00 %**
Scores	**0**	**0.00 %**

bar	0	0.00 %
blocked	0	0.00 %
missed	0	0.00 %
on goal	0	0.00 %
Shots	**0**	**0.00 %**
Scores	**0**	**0.00 %**

bar	0	0.00 %
on goal	2	16.67 %
missed	4	33.33 %
blocked	6	50.00 %
Shots	**12**	**24.00 %**
Scores	**0**	**0.00 %**

bar	0	0.00 %
blocked	5	33.33 %
missed	5	33.33 %
on goal	5	33.33 %
Shots	**15**	**30.00 %**
Scores	**1**	**33.33 %**

bar	0	0.00 %
missed	1	8.33 %
on goal	3	25.00 %
blocked	8	66.67 %
Shots	**12**	**24.00 %**
Scores	**2**	**66.67 %**

bar	0	0.00 %
blocked	0	0.00 %
on goal	0	0.00 %
missed	1	100.00 %
Shots	**1**	**2.00 %**
Scores	**0**	**0.00 %**

bar	0	0.00 %
missed	0	0.00 %
on goal	2	40.00 %
blocked	3	60.00 %
Shots	**5**	**10.00 %**
Scores	**0**	**0.00 %**

bar	0	0.00 %
missed	0	0.00 %
blocked	1	50.00 %
on goal	1	50.00 %
Shots	**2**	**4.00 %**
Scores	**0**	**0.00 %**

bar	1	2.56 %
missed	7	17.95 %
blocked	12	30.77 %
on goal	19	48.72 %
Shots	**39**	
Scores	**4**	

bar	0	0.00 %
missed	12	24.00 %
on goal	15	30.00 %
blocked	23	46.00 %
Shots	**50**	
Scores	**3**	

© by Roman Koller (info@floorballstatistics.ch)

Shot Statistics

Finland U19

1st Periode

Czechia U19

bar	0	0.00 %
blocked	0	0.00 %
missed	0	0.00 %
on goal	0	0.00 %
Shots	**0**	**0.00 %**
Scores	**0**	**0.00 %**

bar	0	0.00 %
blocked	0	0.00 %
missed	0	0.00 %
on goal	0	0.00 %
Shots	**0**	**0.00 %**
Scores	**0**	**0.00 %**

bar	0	0.00 %
missed	0	0.00 %
on goal	0	0.00 %
blocked	1	100.00 %
Shots	**1**	**14.29 %**
Scores	**0**	**0.00 %**

bar	0	0.00 %
blocked	0	0.00 %
missed	0	0.00 %
on goal	0	0.00 %
Shots	**0**	**0.00 %**
Scores	**0**	**0.00 %**

bar	0	0.00 %
missed	0	0.00 %
blocked	1	50.00 %
on goal	1	50.00 %
Shots	**2**	**28.57 %**
Scores	**0**	**0.00 %**

bar	0	0.00 %
blocked	0	0.00 %
missed	0	0.00 %
on goal	3	100.00 %
Shots	**3**	**42.86 %**
Scores	**1**	**100.00 %**

bar	0	0.00 %
blocked	0	0.00 %
missed	0	0.00 %
on goal	0	0.00 %
Shots	**0**	**0.00 %**
Scores	**0**	**0.00 %**

bar	0	0.00 %
blocked	0	0.00 %
missed	0	0.00 %
on goal	0	0.00 %
Shots	**0**	**0.00 %**
Scores	**0**	**0.00 %**

bar	0	0.00 %
missed	0	0.00 %
on goal	0	0.00 %
blocked	1	100.00 %
Shots	**1**	**14.29 %**
Scores	**0**	**0.00 %**

bar	0	0.00 %
blocked	0	0.00 %
missed	0	0.00 %
on goal	0	0.00 %
Shots	**0**	**0.00 %**
Scores	**0**	**0.00 %**

bar	0	0.00 %
blocked	0	0.00 %
missed	0	0.00 %
on goal	1	100.00 %
Shots	**1**	**10.00 %**
Scores	**0**	**0.00 %**

bar	0	0.00 %
blocked	0	0.00 %
missed	0	0.00 %
on goal	0	0.00 %
Shots	**0**	**0.00 %**
Scores	**0**	**0.00 %**

bar	0	0.00 %
missed	0	0.00 %
blocked	1	33.33 %
on goal	2	66.67 %
Shots	**3**	**30.00 %**
Scores	**0**	**0.00 %**

bar	0	0.00 %
missed	0	0.00 %
on goal	1	25.00 %
blocked	3	75.00 %
Shots	**4**	**40.00 %**
Scores	**1**	**100.00 %**

bar	0	0.00 %
missed	0	0.00 %
blocked	1	50.00 %
on goal	1	50.00 %
Shots	**2**	**20.00 %**
Scores	**0**	**0.00 %**

bar	0	0.00 %
blocked	0	0.00 %
missed	0	0.00 %
on goal	0	0.00 %
Shots	**0**	**0.00 %**
Scores	**0**	**0.00 %**

bar	0	0.00 %
blocked	0	0.00 %
missed	0	0.00 %
on goal	0	0.00 %
Shots	**0**	**0.00 %**
Scores	**0**	**0.00 %**

bar	0	0.00 %
blocked	0	0.00 %
missed	0	0.00 %
on goal	0	0.00 %
Shots	**0**	**0.00 %**
Scores	**0**	**0.00 %**

bar	0	0.00 %
missed	0	0.00 %
blocked	3	42.86 %
on goal	4	57.14 %
Shots	**7**	
Scores	**1**	

bar	0	0.00 %
missed	0	0.00 %
blocked	5	50.00 %
on goal	5	50.00 %
Shots	**10**	
Scores	**1**	

© by Roman Koller (info@floorballstatistics.ch)

Shot Statistics

Finland U19

2nd Periode

Czechia U19

bar	0	0.00 %
blocked	0	0.00 %
missed	0	0.00 %
on goal	0	0.00 %
Shots	**0**	**0.00 %**
Scores	**0**	**0.00 %**

bar	0	0.00 %
blocked	0	0.00 %
missed	0	0.00 %
on goal	0	0.00 %
Shots	**0**	**0.00 %**
Scores	**0**	**0.00 %**

bar	0	0.00 %
blocked	0	0.00 %
missed	0	0.00 %
on goal	0	0.00 %
Shots	**0**	**0.00 %**
Scores	**0**	**0.00 %**

bar	0	0.00 %
blocked	0	0.00 %
missed	0	0.00 %
on goal	3	100.00 %
Shots	**3**	**18.75 %**
Scores	**0**	**0.00 %**

bar	0	0.00 %
on goal	1	16.67 %
blocked	2	33.33 %
missed	3	50.00 %
Shots	**6**	**37.50 %**
Scores	**1**	**50.00 %**

bar	0	0.00 %
missed	0	0.00 %
blocked	1	33.33 %
on goal	2	66.67 %
Shots	**3**	**18.75 %**
Scores	**1**	**50.00 %**

bar	0	0.00 %
blocked	0	0.00 %
missed	0	0.00 %
on goal	0	0.00 %
Shots	**0**	**0.00 %**
Scores	**0**	**0.00 %**

bar	0	0.00 %
on goal	0	0.00 %
blocked	1	33.33 %
missed	2	66.67 %
Shots	**3**	**18.75 %**
Scores	**0**	**0.00 %**

bar	0	0.00 %
blocked	0	0.00 %
missed	0	0.00 %
on goal	1	100.00 %
Shots	**1**	**6.25 %**
Scores	**0**	**0.00 %**

bar	0	0.00 %
blocked	4	25.00 %
missed	5	31.25 %
on goal	7	43.75 %
Shots	**16**	
Scores	**2**	

bar	0	0.00 %
blocked	0	0.00 %
missed	0	0.00 %
on goal	0	0.00 %
Shots	**0**	**0.00 %**
Scores	**0**	**0.00 %**

bar	0	0.00 %
blocked	0	0.00 %
missed	0	0.00 %
on goal	1	100.00 %
Shots	**1**	**5.00 %**
Scores	**0**	**0.00 %**

bar	0	0.00 %
blocked	0	0.00 %
missed	0	0.00 %
on goal	0	0.00 %
Shots	**0**	**0.00 %**
Scores	**0**	**0.00 %**

bar	0	0.00 %
on goal	0	0.00 %
missed	1	25.00 %
blocked	3	75.00 %
Shots	**4**	**20.00 %**
Scores	**0**	**0.00 %**

bar	0	0.00 %
blocked	1	14.29 %
missed	2	28.57 %
on goal	4	57.14 %
Shots	**7**	**35.00 %**
Scores	**0**	**0.00 %**

bar	0	0.00 %
missed	0	0.00 %
on goal	0	0.00 %
blocked	2	100.00 %
Shots	**2**	**10.00 %**
Scores	**0**	**0.00 %**

bar	0	0.00 %
blocked	0	0.00 %
on goal	0	0.00 %
missed	1	100.00 %
Shots	**1**	**5.00 %**
Scores	**0**	**0.00 %**

bar	0	0.00 %
missed	0	0.00 %
blocked	2	50.00 %
on goal	2	50.00 %
Shots	**4**	**20.00 %**
Scores	**0**	**0.00 %**

bar	0	0.00 %
blocked	0	0.00 %
missed	0	0.00 %
on goal	1	100.00 %
Shots	**1**	**5.00 %**
Scores	**0**	**0.00 %**

bar	0	0.00 %
missed	4	20.00 %
blocked	8	40.00 %
on goal	8	40.00 %
Shots	**20**	
Scores	**0**	

© by Roman Koller (info@floorballstatistics.ch)

Shot Statistics

Finland U19

3rd Periode

Czechia U19

bar	0	0.00 %
blocked	0	0.00 %
missed	0	0.00 %
on goal	0	0.00 %
Shots	**0**	**0.00 %**
Scores	**0**	**0.00 %**

blocked	0	0.00 %
missed	0	0.00 %
bar	1	20.00 %
on goal	4	80.00 %
Shots	**5**	**41.67 %**
Scores	**0**	**0.00 %**

bar	0	0.00 %
blocked	0	0.00 %
missed	0	0.00 %
on goal	0	0.00 %
Shots	**0**	**0.00 %**
Scores	**0**	**0.00 %**

bar	0	0.00 %
blocked	0	0.00 %
missed	1	50.00 %
on goal	1	50.00 %
Shots	**2**	**16.67 %**
Scores	**0**	**0.00 %**

bar	0	0.00 %
missed	0	0.00 %
on goal	0	0.00 %
blocked	2	100.00 %
Shots	**2**	**16.67 %**
Scores	**0**	**0.00 %**

bar	0	0.00 %
missed	0	0.00 %
on goal	0	0.00 %
blocked	1	100.00 %
Shots	**1**	**8.33 %**
Scores	**0**	**0.00 %**

bar	0	0.00 %
blocked	0	0.00 %
missed	0	0.00 %
on goal	0	0.00 %
Shots	**0**	**0.00 %**
Scores	**0**	**0.00 %**

bar	0	0.00 %
blocked	0	0.00 %
on goal	0	0.00 %
missed	1	100.00 %
Shots	**1**	**8.33 %**
Scores	**0**	**0.00 %**

bar	0	0.00 %
missed	0	0.00 %
on goal	0	0.00 %
blocked	1	100.00 %
Shots	**1**	**8.33 %**
Scores	**0**	**0.00 %**

bar	1	8.33 %
missed	2	16.67 %
blocked	4	33.33 %
on goal	5	41.67 %
Shots	**12**	
Scores	**0**	

bar	0	0.00 %
blocked	0	0.00 %
missed	0	0.00 %
on goal	0	0.00 %
Shots	**0**	**0.00 %**
Scores	**0**	**0.00 %**

bar	0	0.00 %
blocked	0	0.00 %
on goal	0	0.00 %
missed	1	100.00 %
Shots	**1**	**5.88 %**
Scores	**0**	**0.00 %**

bar	0	0.00 %
blocked	0	0.00 %
missed	0	0.00 %
on goal	0	0.00 %
Shots	**0**	**0.00 %**
Scores	**0**	**0.00 %**

bar	0	0.00 %
on goal	0	0.00 %
missed	1	33.33 %
blocked	2	66.67 %
Shots	**3**	**17.65 %**
Scores	**0**	**0.00 %**

bar	0	0.00 %
on goal	0	0.00 %
blocked	1	33.33 %
missed	2	66.67 %
Shots	**3**	**17.65 %**
Scores	**0**	**0.00 %**

bar	0	0.00 %
missed	1	12.50 %
on goal	2	25.00 %
blocked	5	62.50 %
Shots	**8**	**47.06 %**
Scores	**2**	**100.00 %**

bar	0	0.00 %
blocked	0	0.00 %
missed	0	0.00 %
on goal	0	0.00 %
Shots	**0**	**0.00 %**
Scores	**0**	**0.00 %**

bar	0	0.00 %
missed	0	0.00 %
on goal	0	0.00 %
blocked	1	100.00 %
Shots	**1**	**5.88 %**
Scores	**0**	**0.00 %**

bar	0	0.00 %
missed	0	0.00 %
on goal	0	0.00 %
blocked	1	100.00 %
Shots	**1**	**5.88 %**
Scores	**0**	**0.00 %**

bar	0	0.00 %
on goal	2	11.76 %
missed	5	29.41 %
blocked	10	58.82 %
Shots	**17**	
Scores	**2**	

© by Roman Koller (info@floorballstatistics.ch)

Shot Statistics

Finland U19

Overtime

Czechia U19

bar	0	0.00 %
blocked	0	0.00 %
missed	0	0.00 %
on goal	0	0.00 %
Shots	**0**	**0.00 %**
Scores	**0**	**0.00 %**

bar	0	0.00 %
blocked	0	0.00 %
missed	0	0.00 %
on goal	0	0.00 %
Shots	**0**	**0.00 %**
Scores	**0**	**0.00 %**

bar	0	0.00 %
blocked	0	0.00 %
missed	0	0.00 %
on goal	1	100.00 %
Shots	**1**	**25.00 %**
Scores	**0**	**0.00 %**

bar	0	0.00 %
blocked	0	0.00 %
missed	0	0.00 %
on goal	1	100.00 %
Shots	**1**	**25.00 %**
Scores	**0**	**0.00 %**

bar	0	0.00 %
blocked	0	0.00 %
missed	0	0.00 %
on goal	0	0.00 %
Shots	**0**	**0.00 %**
Scores	**0**	**0.00 %**

bar	0	0.00 %
blocked	0	0.00 %
missed	0	0.00 %
on goal	0	0.00 %
Shots	**0**	**0.00 %**
Scores	**0**	**0.00 %**

bar	0	0.00 %
missed	0	0.00 %
on goal	0	0.00 %
blocked	1	100.00 %
Shots	**1**	**25.00 %**
Scores	**0**	**0.00 %**

bar	0	0.00 %
blocked	0	0.00 %
missed	0	0.00 %
on goal	1	100.00 %
Shots	**1**	**25.00 %**
Scores	**0**	**0.00 %**

bar	0	0.00 %
blocked	0	0.00 %
missed	0	0.00 %
on goal	0	0.00 %
Shots	**0**	**0.00 %**
Scores	**0**	**0.00 %**

bar	0	0.00 %
blocked	0	0.00 %
missed	0	0.00 %
on goal	0	0.00 %
Shots	**0**	**0.00 %**
Scores	**0**	**0.00 %**

bar	0	0.00 %
blocked	0	0.00 %
missed	0	0.00 %
on goal	0	0.00 %
Shots	**0**	**0.00 %**
Scores	**0**	**0.00 %**

bar	0	0.00 %
blocked	0	0.00 %
on goal	0	0.00 %
missed	2	100.00 %
Shots	**2**	**66.67 %**
Scores	**0**	**0.00 %**

bar	0	0.00 %
blocked	0	0.00 %
on goal	0	0.00 %
missed	1	100.00 %
Shots	**1**	**33.33 %**
Scores	**0**	**0.00 %**

bar	0	0.00 %
blocked	0	0.00 %
missed	0	0.00 %
on goal	0	0.00 %
Shots	**0**	**0.00 %**
Scores	**0**	**0.00 %**

bar	0	0.00 %
blocked	0	0.00 %
missed	0	0.00 %
on goal	0	0.00 %
Shots	**0**	**0.00 %**
Scores	**0**	**0.00 %**

bar	0	0.00 %
blocked	0	0.00 %
missed	0	0.00 %
on goal	0	0.00 %
Shots	**0**	**0.00 %**
Scores	**0**	**0.00 %**

bar	0	0.00 %
missed	0	0.00 %
blocked	1	25.00 %
on goal	3	75.00 %
Shots	**4**	
Scores	**1**	

bar	0	0.00 %
blocked	0	0.00 %
on goal	0	0.00 %
missed	3	100.00 %
Shots	**3**	
Scores	**0**	

© by Roman Koller (info@floorballstatistics.ch)

Attack Statistics

Finland U19

Overall

Czechia U19

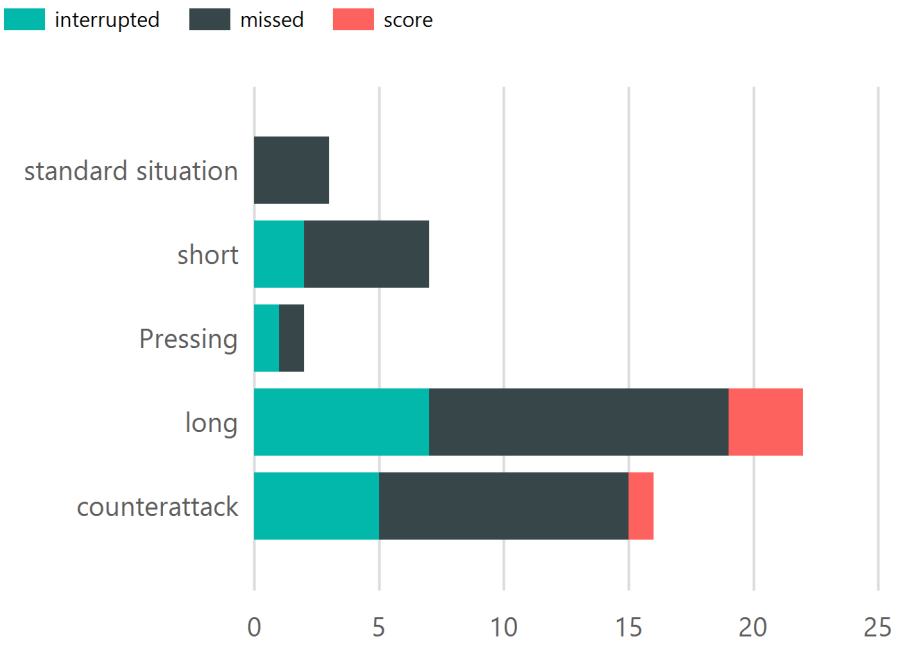

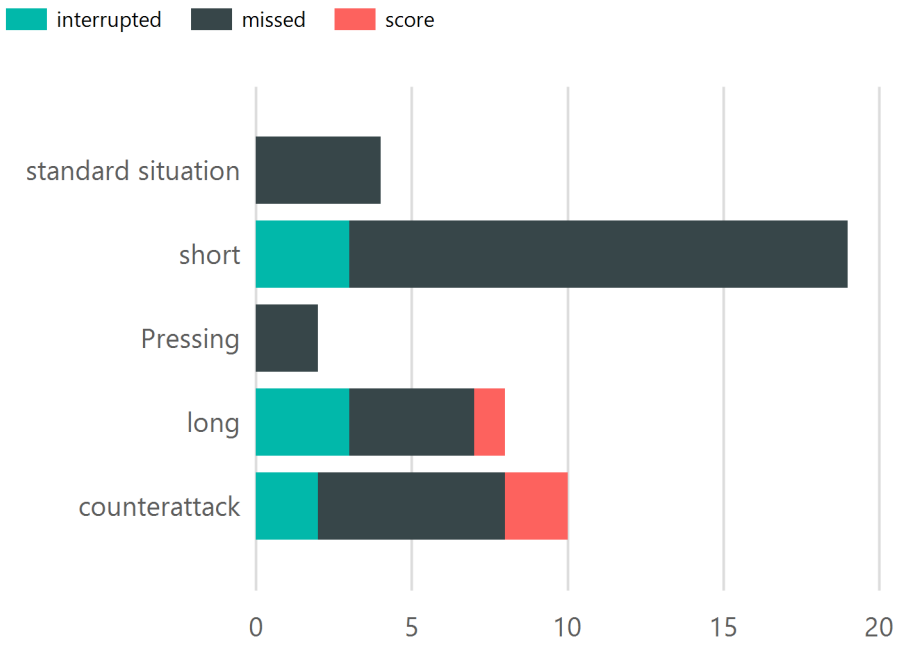

Attack Type	interrupted	missed	score	Total
counterattack	5	10	1	**16**
long	7	12	3	**22**
Pressing	1	1	0	**2**
short	2	5	0	**7**
standard situation	0	3	0	**3**
Total	**15**	**31**	**4**	**50**

Attack Type	interrupted	missed	score	Total
counterattack	2	6	2	**10**
long	3	4	1	**8**
Pressing	0	2	0	**2**
short	3	16	0	**19**
standard situation	0	4	0	**4**
Total	**8**	**32**	**3**	**43**

© by Roman Koller (info@floorballstatistics.ch)

Attack Statistics

Finland U19

1st Periode

Czechia U19

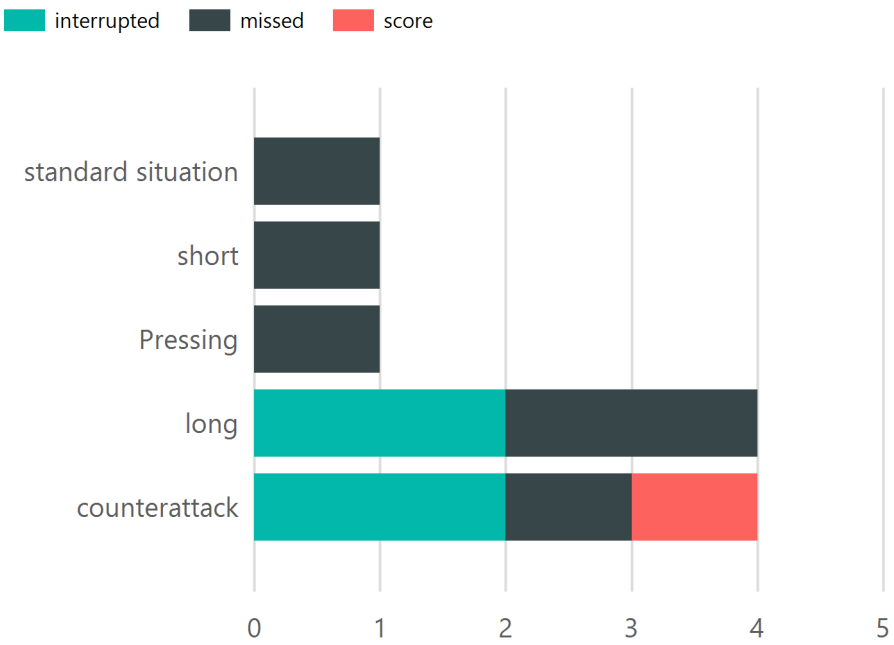

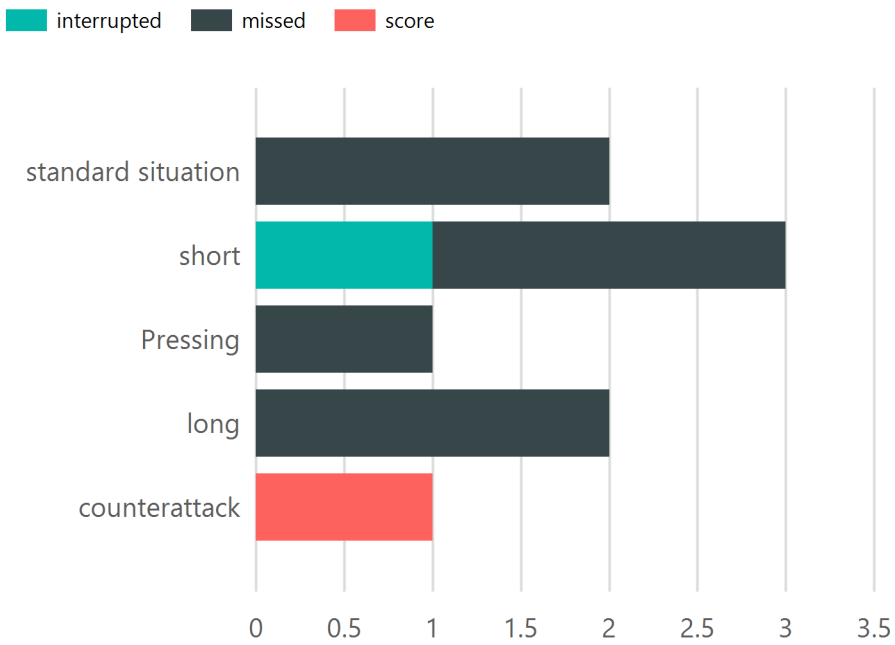

Attack Type	interrupted	missed	score	Total
counterattack	2	1	1	**4**
long	2	2	0	**4**
Pressing	0	1	0	**1**
short	0	1	0	**1**
standard situation	0	1	0	**1**
Total	**4**	**6**	**1**	**11**

Attack Type	interrupted	missed	score	Total
counterattack	0	0	1	**1**
long	0	2	0	**2**
Pressing	0	1	0	**1**
short	1	2	0	**3**
standard situation	0	2	0	**2**
Total	**1**	**7**	**1**	**9**

© by Roman Koller (info@floorballstatistics.ch)

Attack Statistics

Finland U19

2nd Periode

Czechia U19

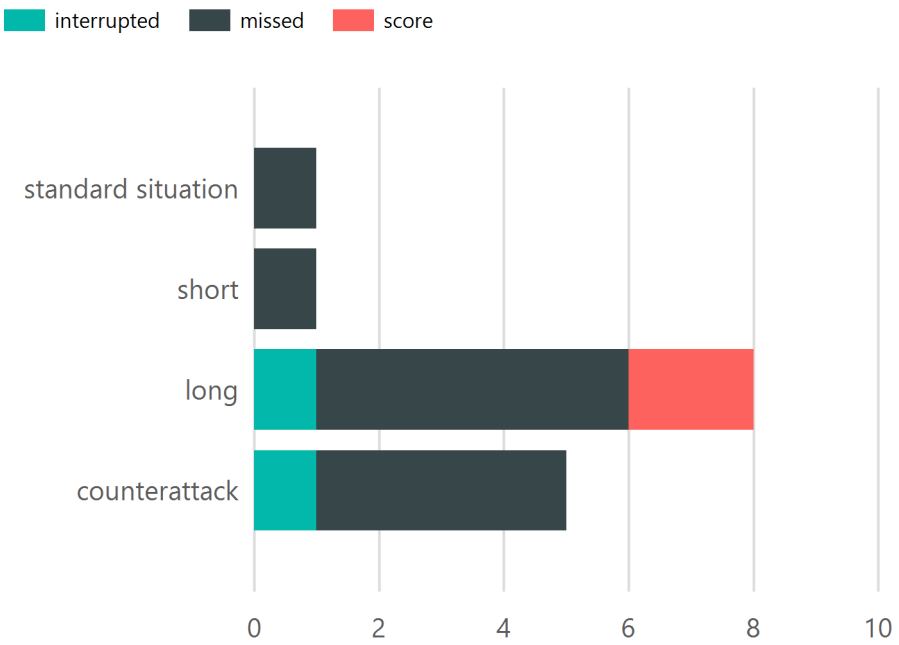

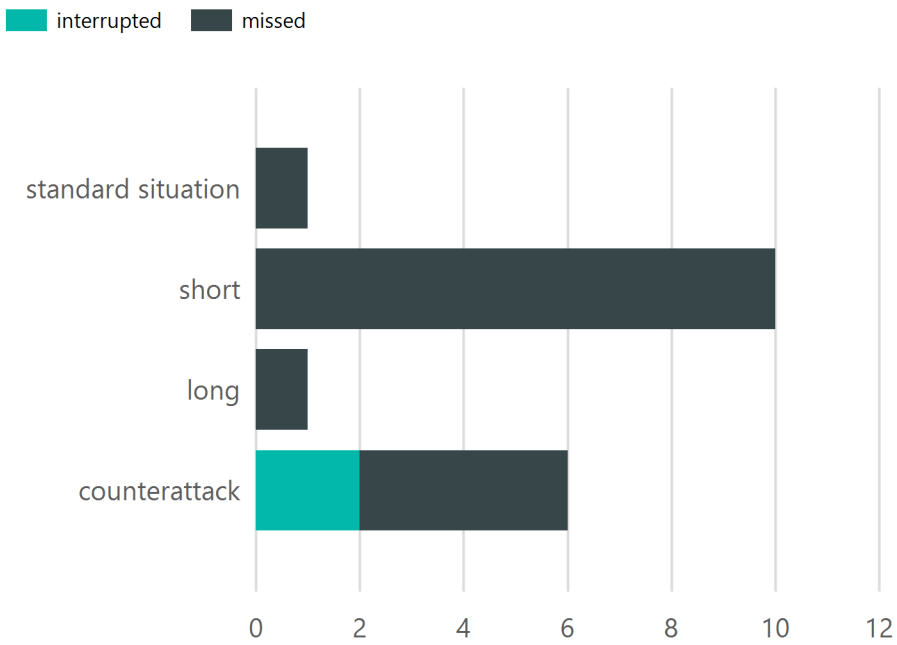

Attack Type	interrupted	missed	score	Total
counterattack	1	4	0	**5**
long	1	5	2	**8**
short	0	1	0	**1**
standard situation	0	1	0	**1**
Total	**2**	**11**	**2**	**15**

Attack Type	interrupted	missed	Total
counterattack	2	4	**6**
long	0	1	**1**
short	0	10	**10**
standard situation	0	1	**1**
Total	**2**	**16**	**18**

© by Roman Koller (info@floorballstatistics.ch)

Attack Statistics

Finland U19

3rd Periode

Czechia U19

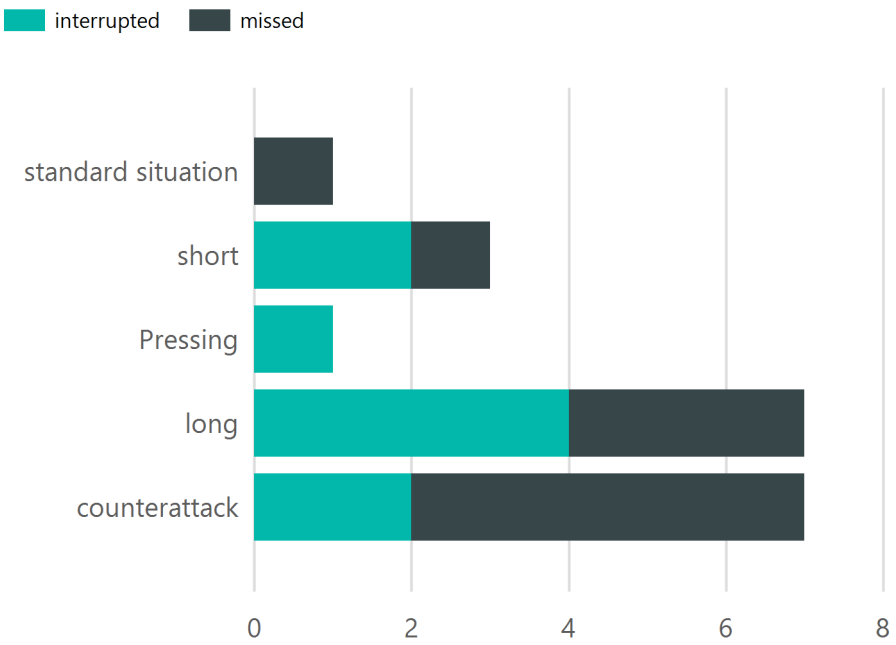

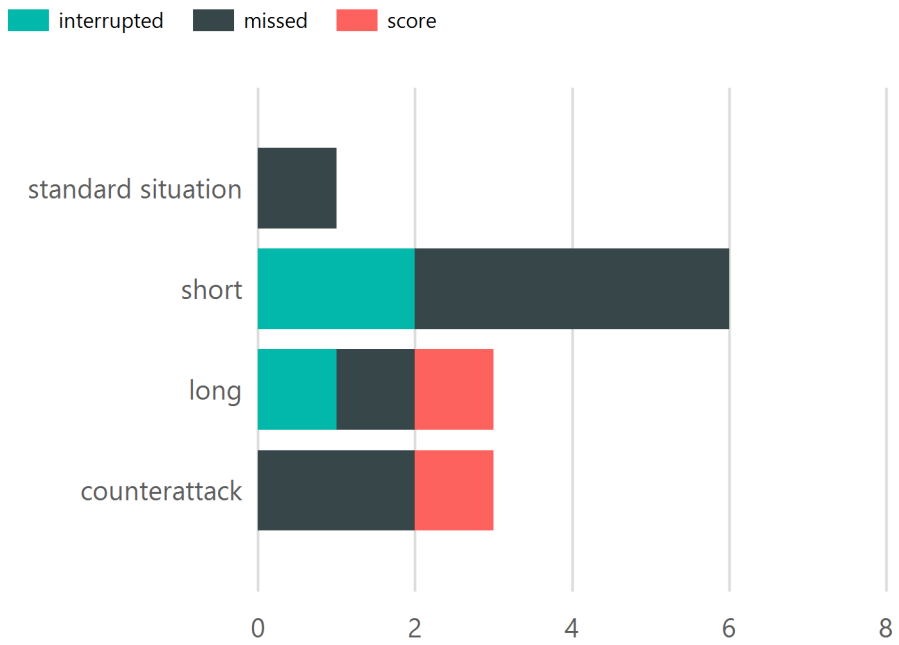

Attack Type	interrupted	missed	Total
counterattack	2	5	**7**
long	4	3	**7**
Pressing	1	0	**1**
short	2	1	**3**
standard situation	0	1	**1**
Total	**9**	**10**	**19**

Attack Type	interrupted	missed	score	Total
counterattack	0	2	1	**3**
long	1	1	1	**3**
short	2	4	0	**6**
standard situation	0	1	0	**1**
Total	**3**	**8**	**2**	**13**

© by Roman Koller (info@floorballstatistics.ch)

Attack Statistics

Finland U19

Extra Time

Czechia U19

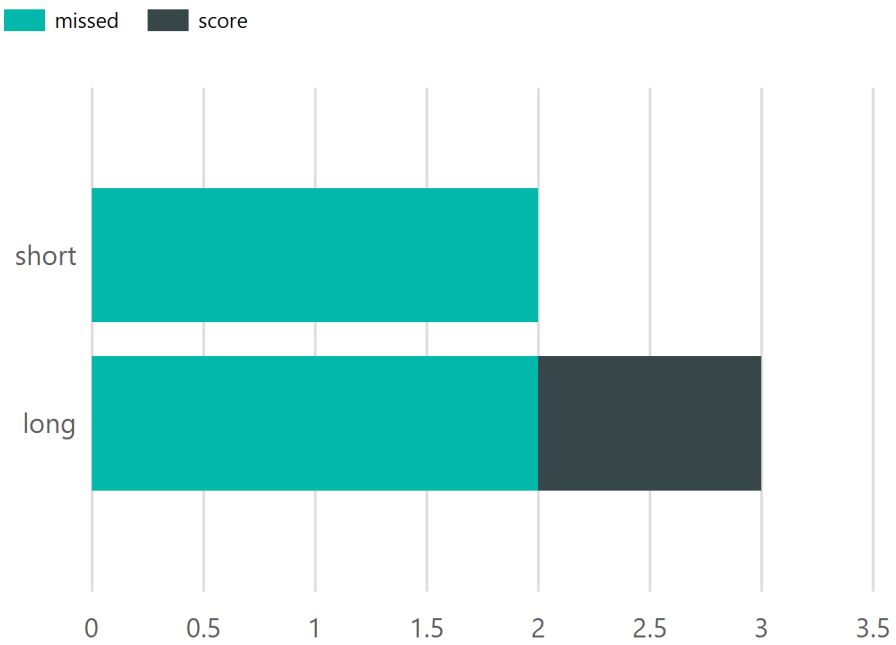

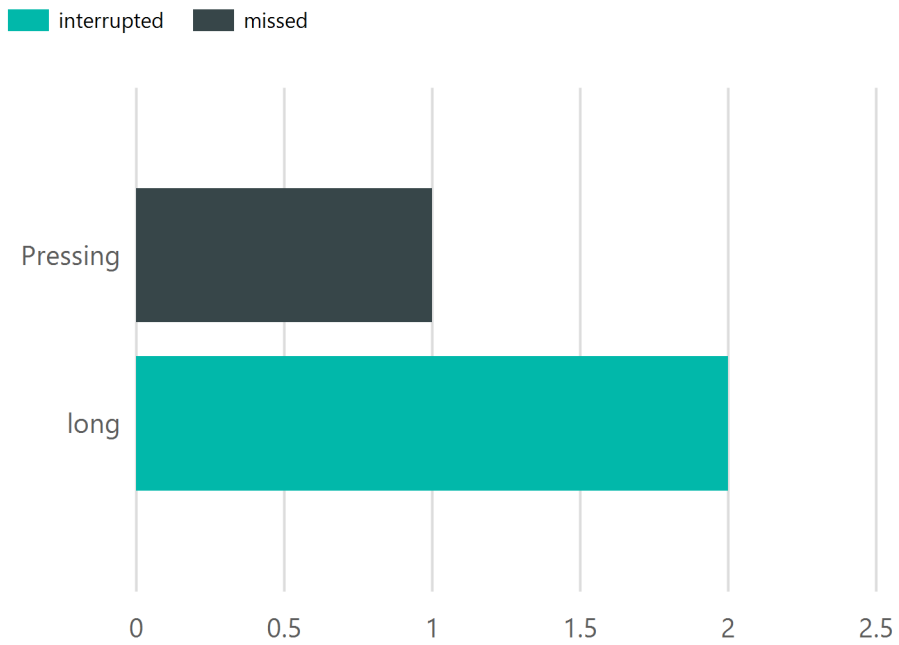

Attack Type	missed	score	Total
long	2	1	**3**
short	2	0	**2**
Total	**4**	**1**	**5**

Attack Type	interrupted	missed	Total
long	2	0	**2**
Pressing	0	1	**1**
Total	**2**	**1**	**3**

© by Roman Koller (info@floorballstatistics.ch)

Attack Statistics

Finland U19

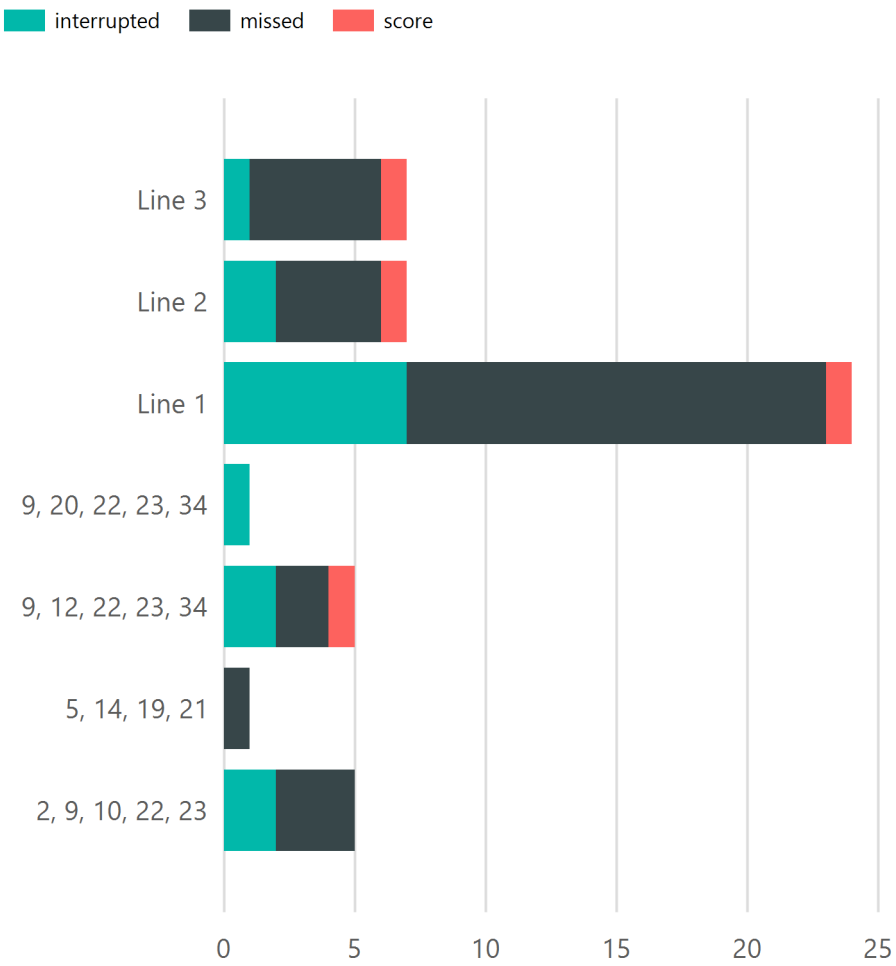

Overall

Players involved	interrupted	missed	score	Total
Line 1	7	16	1	**24**
Line 2	2	4	1	**7**
5, 14, 19, 21	0	1	0	**1**
9, 12, 22, 23, 34	2	2	1	**5**
Line 3	1	5	1	**7**
2, 9, 10, 22, 23	2	3	0	**5**
9, 20, 22, 23, 34	1	0	0	**1**
Total	**15**	**31**	**4**	**50**

© by Roman Koller (info@floorballstatistics.ch)

Attack Statistics

Overall

Czechia U19

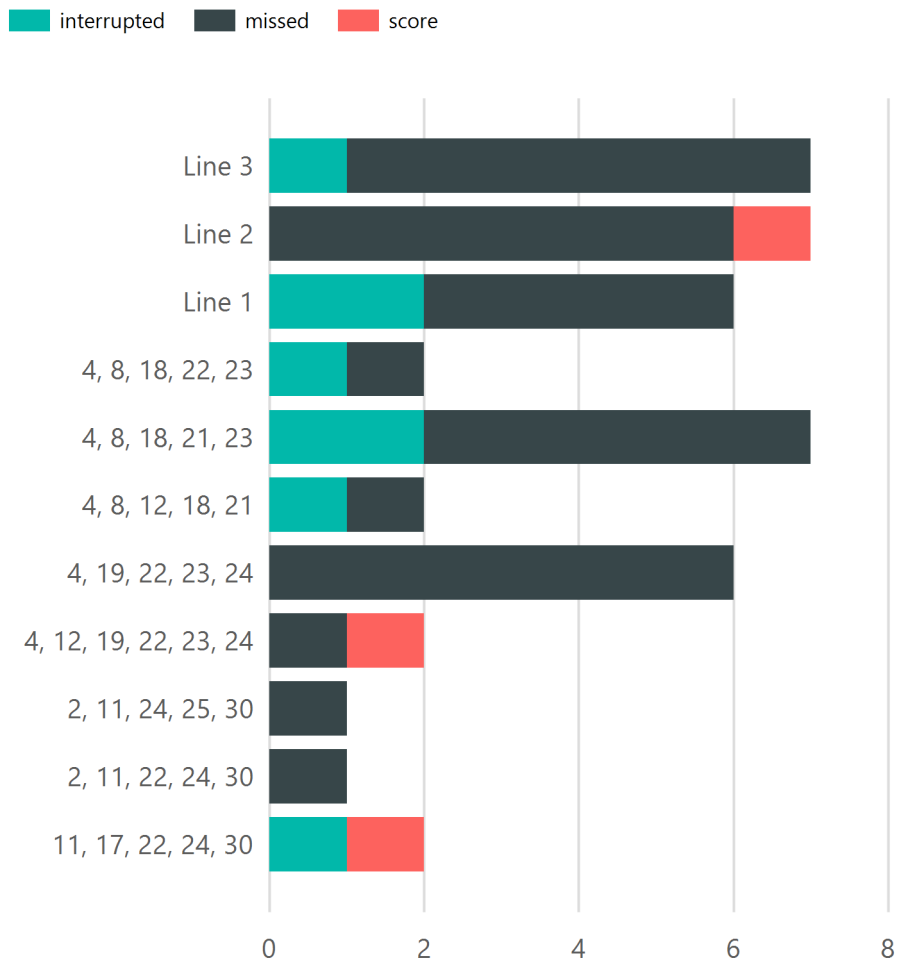

Players involved	interrupted	missed	score	Total
2, 11, 24, 25, 30	0	1	0	**1**
11, 17, 22, 24, 30	1	0	1	**2**
2, 11, 22, 24, 30	0	1	0	**1**
Line 1	2	4	0	**6**
4, 19, 22, 23, 24	0	6	0	**6**
4, 12, 19, 22, 23, 24	0	1	1	**2**
Line 2	0	6	1	**7**
4, 8, 18, 22, 23	1	1	0	**2**
4, 8, 18, 21, 23	2	5	0	**7**
4, 8, 12, 18, 21	1	1	0	**2**
Line 3	1	6	0	**7**
Total	**8**	**32**	**3**	**43**

© by Roman Koller (info@floorballstatistics.ch)

Attack Statistics

Finland U19

1st Periode

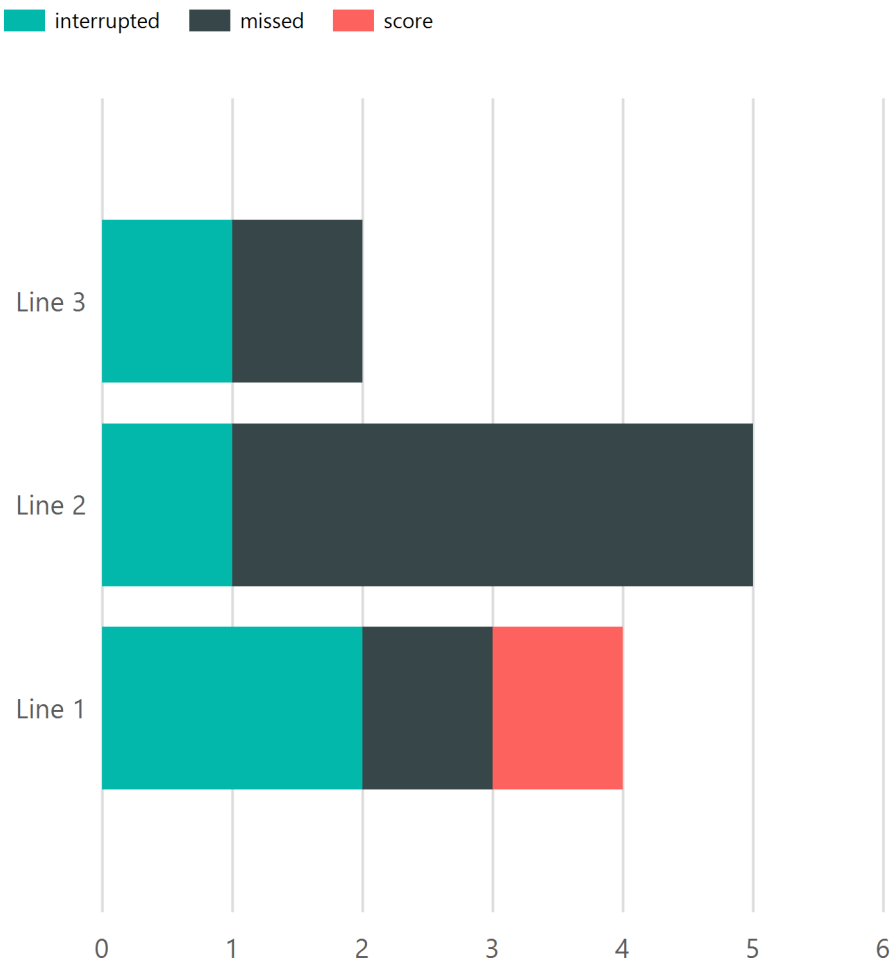

Players involved	interrupted	missed	score	Total
Line 1	2	1	1	**4**
Line 2	1	4	0	**5**
Line 3	1	1	0	**2**
Total	**4**	**6**	**1**	**11**

© by Roman Koller (info@floorballstatistics.ch)

Attack Statistics

1st Periode

Czechia U19

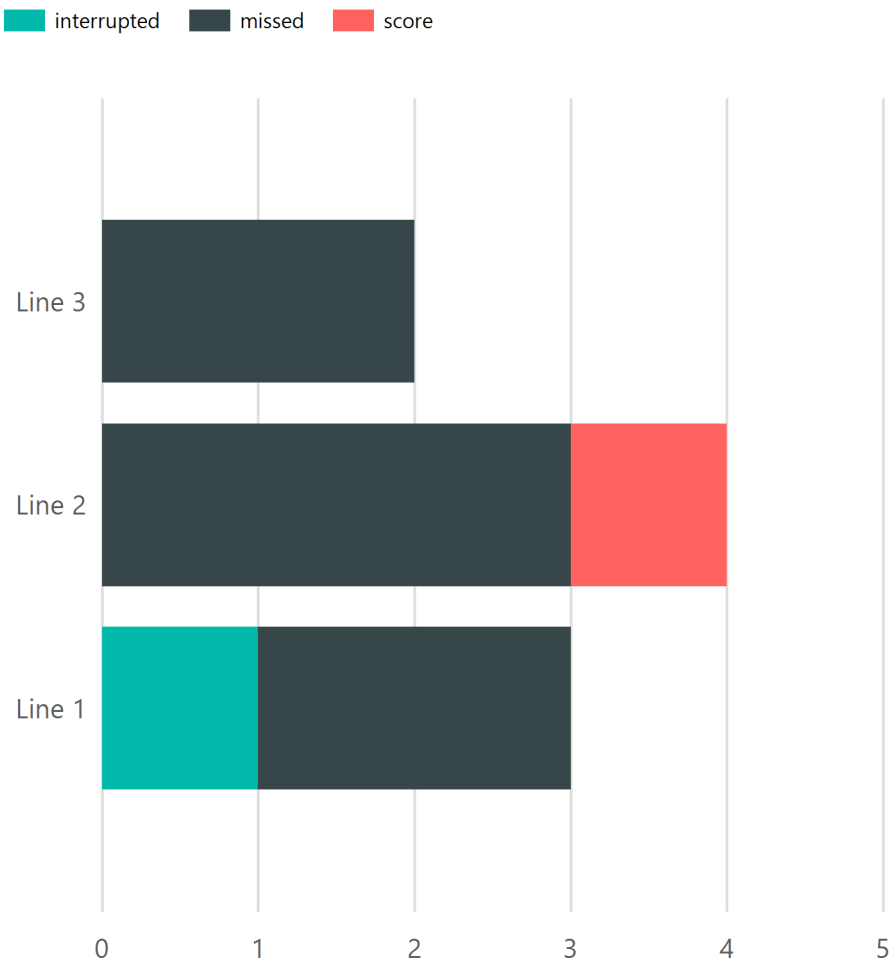

Players involved	interrupted	missed	score	Total
Line 1	1	2	0	**3**
Line 2	0	3	1	**4**
Line 3	0	2	0	**2**
Total	**1**	**7**	**1**	**9**

© by Roman Koller (info@floorballstatistics.ch)

Attack Statistics

Finland U19

2nd Periode

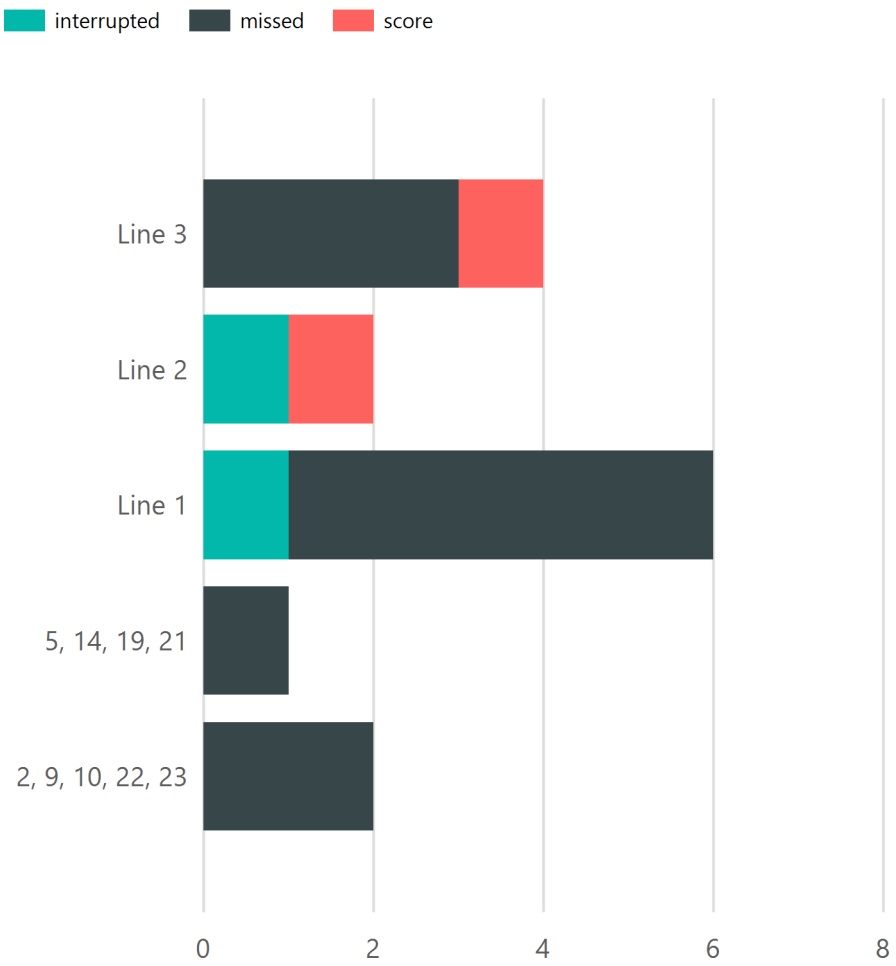

Players involved	interrupted	missed	score	Total
5, 14, 19, 21	0	1	0	**1**
Line 1	1	5	0	**6**
Line 2	1	0	1	**2**
2, 9, 10, 22, 23	0	2	0	**2**
Line 3	0	3	1	**4**
Total	**2**	**11**	**2**	**15**

© by Roman Koller (info@floorballstatistics.ch)

Attack Statistics

2nd Periode

Czechia U19

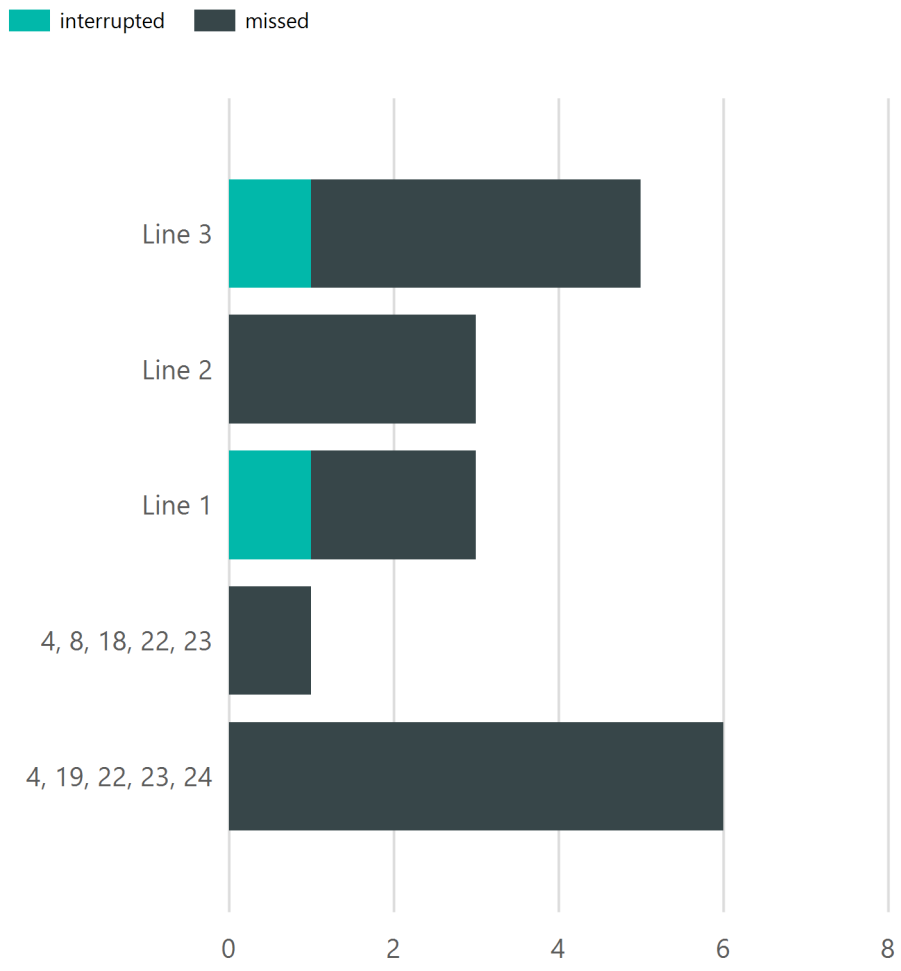

Players involved	interrupted	missed	Total
Line 3	1	4	**5**
Line 1	1	2	**3**
4, 19, 22, 23, 24	0	6	**6**
4, 8, 18, 22, 23	0	1	**1**
Line 2	0	3	**3**
Total	**2**	**16**	**18**

© by Roman Koller (info@floorballstatistics.ch)

Attack Statistics

Finland U19

3rd Periode

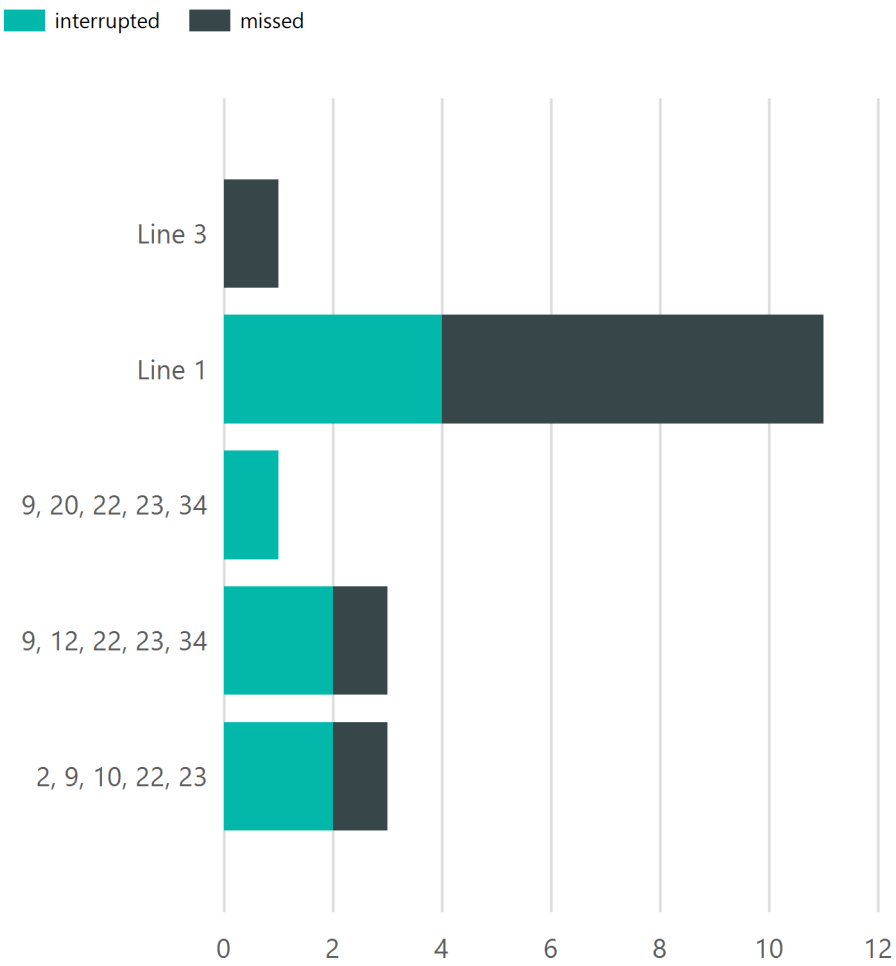

Players involved	interrupted	missed	Total
2, 9, 10, 22, 23	2	1	**3**
Line 3	0	1	**1**
9, 12, 22, 23, 34	2	1	**3**
9, 20, 22, 23, 34	1	0	**1**
Line 1	4	7	**11**
Total	**9**	**10**	**19**

© by Roman Koller (info@floorballstatistics.ch)

Attack Statistics

3rd Periode

Czechia U19

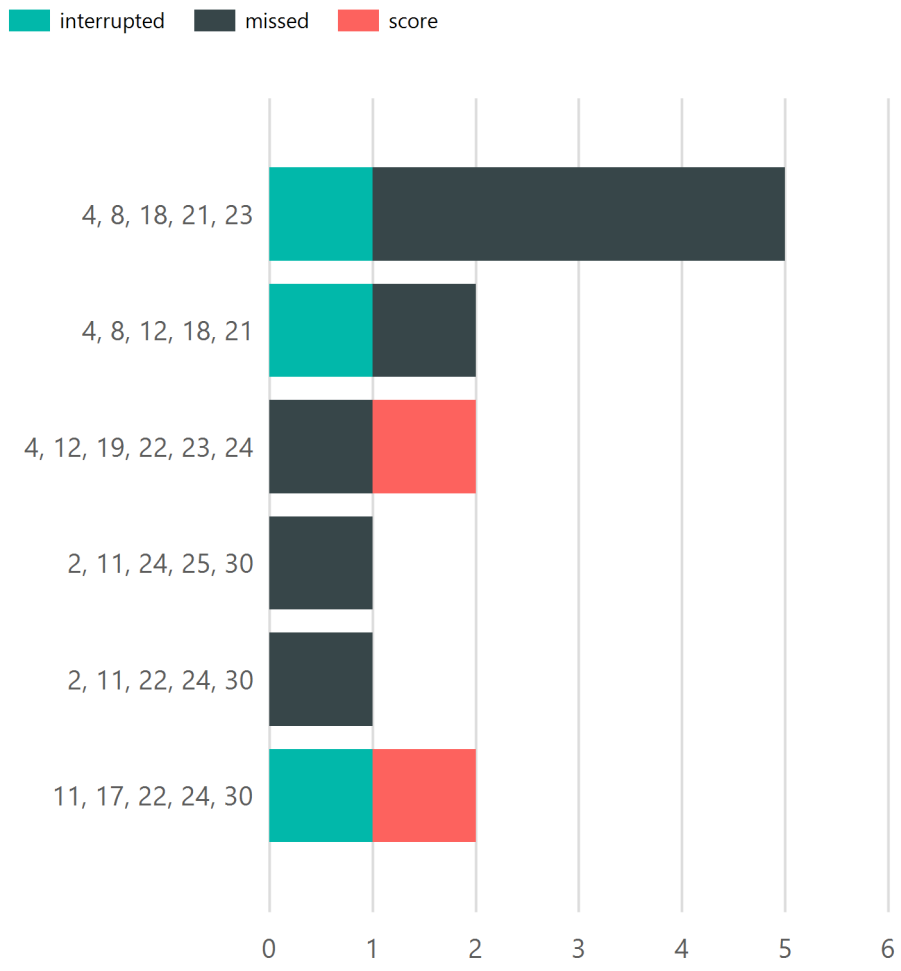

Players involved	interrupted	missed	score	Total
2, 11, 24, 25, 30	0	1	0	**1**
11, 17, 22, 24, 30	1	0	1	**2**
2, 11, 22, 24, 30	0	1	0	**1**
4, 12, 19, 22, 23, 24	0	1	1	**2**
4, 8, 18, 21, 23	1	4	0	**5**
4, 8, 12, 18, 21	1	1	0	**2**
Total	**3**	**8**	**2**	**13**

© by Roman Koller (info@floorballstatistics.ch)

Attack Statistics

Finland U19

Extra Time

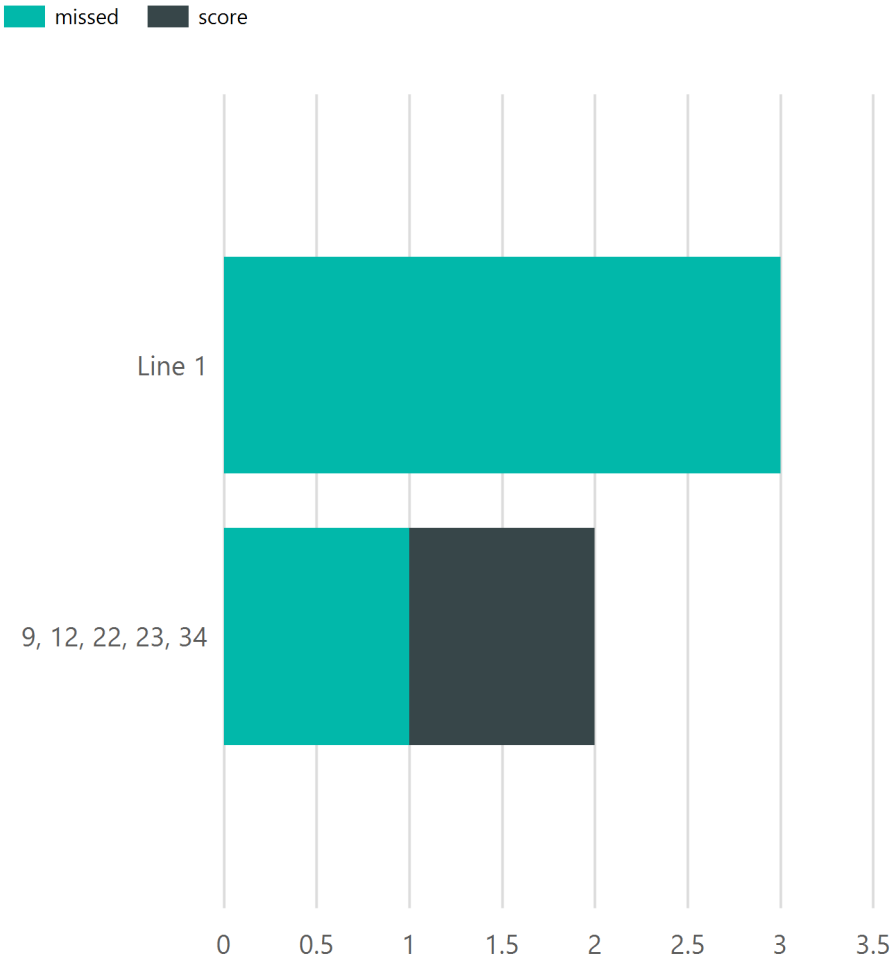

Players involved	missed	score	Total
9, 12, 22, 23, 34	1	1	**2**
Line 1	3	0	**3**
Total	**4**	**1**	**5**

© by Roman Koller (info@floorballstatistics.ch)

Attack Statistics

Extra Time

Czechia U19

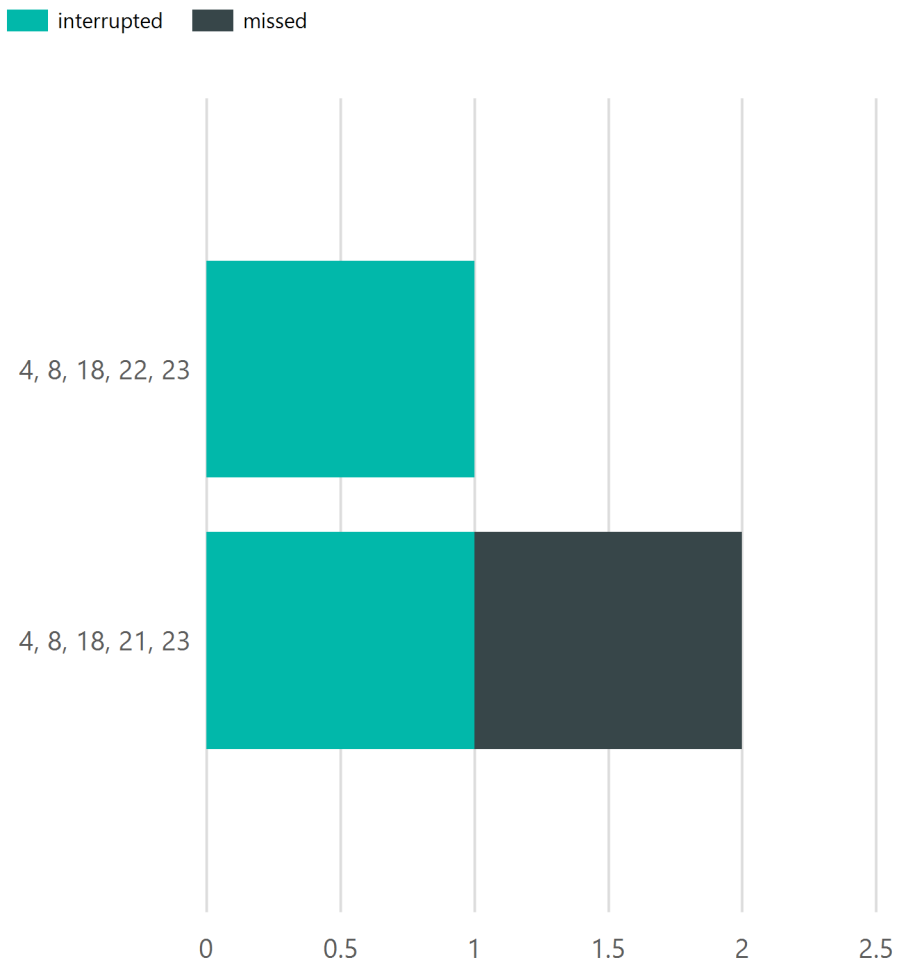

Players involved	interrupted	missed	Total
4, 8, 18, 21, 23	1	1	**2**
4, 8, 18, 22, 23	1	0	**1**
Total	**2**	**1**	**3**

© by Roman Koller (info@floorballstatistics.ch)