EFT 2026

Daily Statistics

September 06, 2026



Event Statistics

Games

04.09.2026	Game	Spectators	in %	Result	Duration
14:00	Czechia - Sweden	203	8.32	0 : 4	01:48:00
20:00	Switzerland - Finland	725	29.73	6 : 2	01:50:00
	Daily average	**464**	**38.05**		

05.09.2026	Game	Spectators	in %	Result	Duration
13:00	Finland - Czechia	495	20.30	3 : 8	01:57:00
16:00	Switzerland - Sweden	1’016	41.66	1 : 6	01:52:00
	Daily average	**756**	**61.95**		

06.09.2026	Game	Spectators	in %	Result	Duration
10:00	Sweden - Finland	0	0.00	0 : 0	
16:00	Switzerland - Czechia	0	0.00	0 : 0	
	Daily average	**0**	**0.00**		
	Event average	**407**			

© by Roman Koller (info@floorballstatistics.ch)

Event Statistics

Team Statistic	Games	Shots				Goals		Bullies			Penalties		
Team	played	Total	on Goal	% on Goal	Efficiency (%)	scored	in %	Total	won	in %	Total (min)	in %	Total (min eff.)
Czechia	2	61	24	39.34	33.33	8	26.67	20	5	25.00	8	36.36	00:07:58
Finland	2	76	33	43.42	15.15	5	16.67	24	17	70.83	4	18.18	00:02:20
Sweden	2	91	37	40.66	27.03	10	33.33	19	11	57.89	2	9.09	00:02:00
Switzerland	2	58	32	55.17	21.88	7	23.33	26	11	42.31	8	36.36	00:05:13
		286	**126**	**44.06**	**23.81**	**30**		**89**			**22**		

© by Roman Koller (info@floorballstatistics.ch)

Event Statistics

Finland

	Goals achieved	Goals get	penalty minutes
Team overview	5	14	4

	Games	Plus/Minus					Shots				Goals			Bullies			Penalties	
Player	played	+	-	balance	+ in %	- in %	Total	on Goal	% on Goal	Efficiency (%)	scored	Assists	in %	Total	won	in %	Total (min)	in %
27 Kauppi Oona	2	5	3	2	100.00	21.43	11	7	63.64	42.86	3	0	60.00	0	0	0.00	0	0.00
80 Kippilä My	2	4	5	-1	80.00	35.71	7	3	42.86	33.33	1	1	20.00	1	1	100.00	2	50.00
7 Nissilä Josefiina	2	3	8	-5	60.00	57.14	13	6	46.15	16.67	1	1	20.00	0	0	0.00	0	0.00
8 Laitila Alma	2	3	1	2	60.00	7.14	0	0	0.00	0.00	0	1	0.00	0	0	0.00	0	0.00
9 Westerlund Daniela	2	1	5	-4	20.00	35.71	4	1	25.00	0.00	0	1	0.00	1	0	0.00	2	50.00
10 Hämäläinen Suvi	2	2	7	-5	40.00	50.00	8	3	37.50	0.00	0	1	0.00	17	14	82.35	0	0.00
4 Järvinen Janella	2	1	0	1	20.00	0.00	1	0	0.00	0.00	0	0	0.00	0	0	0.00	0	0.00
12 Granlund Milla	2	1	2	-1	20.00	14.29	0	0	0.00	0.00	0	0	0.00	1	1	100.00	0	0.00
13 Höynälä Meri-Helmi	2	0	3	-3	0.00	21.43	1	0	0.00	0.00	0	0	0.00	1	1	100.00	0	0.00
16 Valtola Ulla	2	1	4	-3	20.00	28.57	6	4	66.67	0.00	0	0	0.00	2	0	0.00	0	0.00
21 Vilenius Veera	2	1	5	-4	20.00	35.71	3	1	33.33	0.00	0	0	0.00	0	0	0.00	0	0.00
48 Mettälä Iida	1	1	0	1	20.00	0.00	1	0	0.00	0.00	0	0	0.00	0	0	0.00	0	0.00
60 Gauffin-Kauste Zara	1	0	2	-2	0.00	14.29	2	1	50.00	0.00	0	0	0.00	0	0	0.00	0	0.00
61 Pietilä Emilia	2	0	4	-4	0.00	28.57	3	2	66.67	0.00	0	0	0.00	0	0	0.00	0	0.00
64 Pitkäkangas Natalia	2	2	7	-5	40.00	50.00	5	0	0.00	0.00	0	0	0.00	0	0	0.00	0	0.00
66 Pietilä Olivia	2	0	3	-3	0.00	21.43	4	1	25.00	0.00	0	0	0.00	0	0	0.00	0	0.00
72 Latvala Iina	2	0	4	-4	0.00	28.57	2	0	0.00	0.00	0	0	0.00	1	0	0.00	0	0.00
79 Purhonen Lotta	2	0	4	-4	0.00	28.57	3	2	66.67	0.00	0	0	0.00	0	0	0.00	0	0.00
96 Maikola Henrika	2	0	5	-5	0.00	35.71	2	2	100.00	0.00	0	0	0.00	0	0	0.00	0	0.00
							76	**33**	**43.42**	**15.15**				**24**	**17**	**70.83**	**4**	

Finland

© by Roman Koller (info@floorballstatistics.ch)

Event Statistics

bar	0	0.00 %
blocked	0	0.00 %
on goal	0	0.00 %
missed	1	100.00 %
Shots	**1**	**1.32 %**
Scores	**0**	**0.00 %**

bar	0	0.00 %
blocked	0	0.00 %
missed	0	0.00 %
on goal	4	100.00 %
Shots	**4**	**5.26 %**
Scores	**0**	**0.00 %**

blocked	0	0.00 %
missed	0	0.00 %
bar	1	33.33 %
on goal	2	66.67 %
Shots	**3**	**3.95 %**
Scores	**0**	**0.00 %**

Total on Goal	0	
Total Shots	1	
Total Scores	0	
Precision	**0.00 %**	
Efficency	**NaN**	

Total on Goal	4	
Total Shots	4	
Total Scores	0	
Precision	**100.00 %**	
Efficency	**0.00 %**	

Total on Goal	2	
Total Shots	3	
Total Scores	0	
Precision	**66.67 %**	
Efficency	**0.00 %**	

bar	0	0.00 %
missed	3	21.43 %
blocked	4	28.57 %
on goal	7	50.00 %
Shots	**14**	**18.42 %**
Scores	**1**	**20.00 %**

bar	1	7.69 %
blocked	3	23.08 %
missed	4	30.77 %
on goal	5	38.46 %
Shots	**13**	**17.11 %**
Scores	**0**	**0.00 %**

bar	2	9.52 %
missed	2	9.52 %
on goal	8	38.10 %
blocked	9	42.86 %
Shots	**21**	**27.63 %**
Scores	**3**	**60.00 %**

Total on Goal	7	
Total Shots	14	
Total Scores	1	
Precision	**50.00 %**	
Efficency	**14.29 %**	

Total on Goal	5	
Total Shots	13	
Total Scores	0	
Precision	**38.46 %**	
Efficency	**0.00 %**	

Total on Goal	8	
Total Shots	21	
Total Scores	3	
Precision	**38.10 %**	
Efficency	**37.50 %**	

bar	0	0.00 %
blocked	0	0.00 %
missed	0	0.00 %
on goal	4	100.00 %
Shots	**4**	**5.26 %**
Scores	**1**	**20.00 %**

bar	0	0.00 %
missed	3	21.43 %
on goal	3	21.43 %
blocked	8	57.14 %
Shots	**14**	**18.42 %**
Scores	**0**	**0.00 %**

bar	0	0.00 %
on goal	0	0.00 %
blocked	1	50.00 %
missed	1	50.00 %
Shots	**2**	**2.63 %**
Scores	**0**	**0.00 %**

Total on Goal	4	
Total Shots	4	
Total Scores	1	
Precision	**100.00 %**	
Efficency	**25.00 %**	

Total on Goal	3	
Total Shots	14	
Total Scores	0	
Precision	**21.43 %**	
Efficency	**0.00 %**	

Total on Goal	0	
Total Shots	2	
Total Scores	0	
Precision	**0.00 %**	
Efficency	**NaN**	

bar	4	5.26 %
missed	14	18.42 %
blocked	25	32.89 %
on goal	33	43.42 %
Shots	**76**	
Scores	**5**	

Total on Goal	33
Total Shots	76
Total Scores	5
Precision	**43.42 %**
Efficency	**15.15 %**

© by Roman Koller (info@floorballstatistics.ch)

Event Statistics

Short distribution and shots on goal

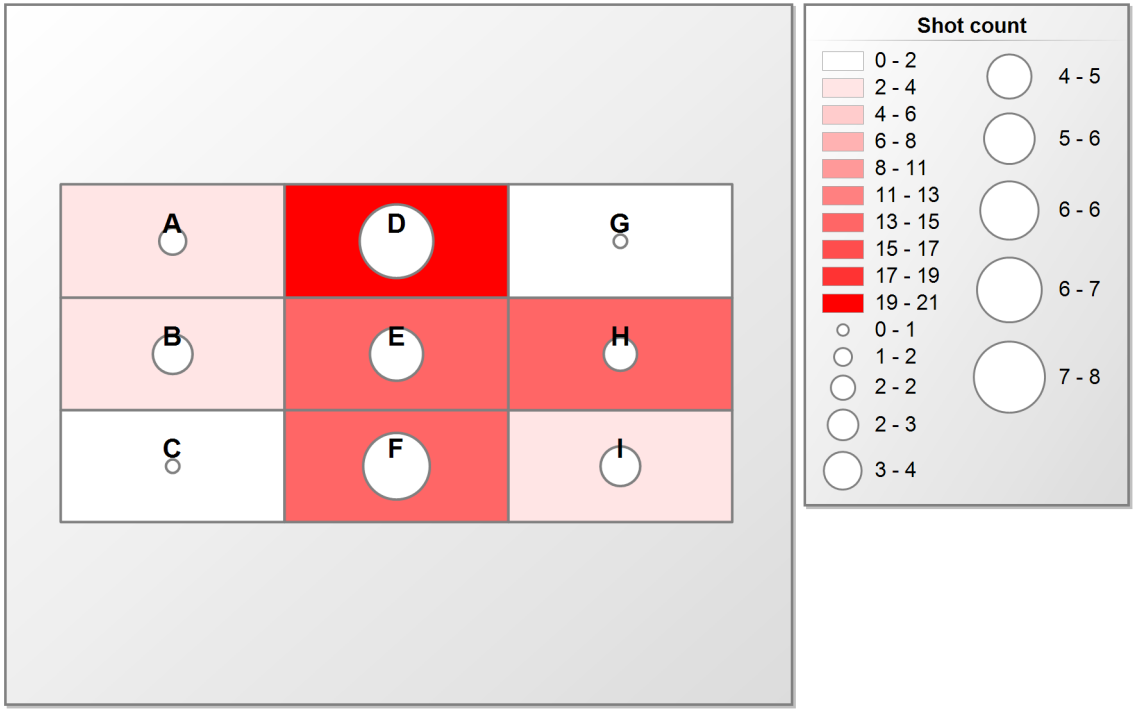

Zone (Fields)	A	B	C	D	E	F	G	H	I	Total
Total	3	4	1	21	13	14	2	14	4	76
on Goal (Circles)	2	4	0	8	5	7	0	3	4	33

© by Roman Koller (info@floorballstatistics.ch)

Event Statistics

Sweden

	Goals achieved	Goals get	penalty minutes
Team overview	10	1	2

	Games	Plus/Minus					Shots				Goals			Bullies			Penalties	
Player	played	+	-	balance	+ in %	- in %	Total	on Goal	% on Goal	Efficiency (%)	scored	Assists	in %	Total	won	in %	Total (min)	in %
21 Sandlund Tilde	2	2	1	1	20.00	100.00	10	5	50.00	40.00	2	1	20.00	1	0	0.00	0	0.00
11 Viström Maja	2	5	0	5	50.00	0.00	6	1	16.67	100.00	1	2	10.00	7	4	57.14	0	0.00
47 Nordstrand Hanna	2	3	1	2	30.00	100.00	15	8	53.33	12.50	1	2	10.00	0	0	0.00	0	0.00
38 Hammar Linnéa	2	4	0	4	40.00	0.00	9	3	33.33	66.67	2	0	20.00	2	2	100.00	2	100.00
36 Ljunggren Amanda	1	2	0	2	20.00	0.00	4	2	50.00	50.00	1	1	10.00	1	1	100.00	0	0.00
17 Stenberg Emma	2	2	0	2	20.00	0.00	2	2	100.00	50.00	1	1	10.00	0	0	0.00	0	0.00
27 Andersson Moa	2	0	0	0	0.00	0.00	2	2	100.00	50.00	1	0	10.00	0	0	0.00	0	0.00
8 Rasmussen Ellen	2	1	0	1	10.00	0.00	7	3	42.86	33.33	1	0	10.00	0	0	0.00	0	0.00
12 Bäckstedt Ellen	2	5	0	5	50.00	0.00	11	1	9.09	0.00	0	1	0.00	0	0	0.00	0	0.00
15 Lindgren Matilda	2	5	0	5	50.00	0.00	8	5	62.50	0.00	0	1	0.00	1	1	100.00	0	0.00
88 Lundin Ellen	2	1	0	1	10.00	0.00	1	0	0.00	0.00	0	1	0.00	1	1	100.00	0	0.00
2 Heander Emma	1	1	0	1	10.00	0.00	0	0	0.00	0.00	0	0	0.00	0	0	0.00	0	0.00
4 Stenvall Jonna	2	2	0	2	20.00	0.00	0	0	0.00	0.00	0	0	0.00	0	0	0.00	0	0.00
5 Ekenlinde Mathilda	2	3	1	2	30.00	100.00	3	1	33.33	0.00	0	0	0.00	0	0	0.00	0	0.00
9 Boric Svärd Sandra	1	2	0	2	20.00	0.00	3	1	33.33	0.00	0	0	0.00	0	0	0.00	0	0.00
14 Vuontisvaara Jonna	2	2	0	2	20.00	0.00	2	1	50.00	0.00	0	0	0.00	3	0	0.00	0	0.00
22 Öhgren Nellie	2	3	1	2	30.00	100.00	5	0	0.00	0.00	0	0	0.00	3	2	66.67	0	0.00
25 Moa Johansson	2	4	0	4	40.00	0.00	0	0	0.00	0.00	0	0	0.00	0	0	0.00	0	0.00
29 Hedman Linnéa	2	2	1	1	20.00	100.00	1	1	100.00	0.00	0	0	0.00	0	0	0.00	0	0.00
55 Löfborg Thea	1	1	0	1	10.00	0.00	2	1	50.00	0.00	0	0	0.00	0	0	0.00	0	0.00
							91	**37**	**40.66**	**27.03**				**19**	**11**	**57.89**	**2**	

© by Roman Koller (info@floorballstatistics.ch)

Event Statistics

Sweden

bar	0	0.00 %
blocked	0	0.00 %
missed	0	0.00 %
on goal	1	100.00 %
Shots	**1**	**1.10 %**
Scores	**1**	**8.33 %**

bar	1	4.55 %
missed	3	13.64 %
blocked	4	18.18 %
on goal	14	63.64 %
Shots	**22**	**24.18 %**
Scores	**3**	**25.00 %**

bar	0	0.00 %
on goal	0	0.00 %
blocked	1	50.00 %
missed	1	50.00 %
Shots	**2**	**2.20 %**
Scores	**0**	**0.00 %**

Total on Goal	1
Total Shots	1
Total Scores	1
Precision	**100.00 %**
Efficency	**100.00 %**

Total on Goal	14
Total Shots	22
Total Scores	3
Precision	**63.64 %**
Efficency	**21.43 %**

Total on Goal	0
Total Shots	2
Total Scores	0
Precision	**0.00 %**
Efficency	**NaN**

bar	0	0.00 %
blocked	3	16.67 %
missed	5	27.78 %
on goal	10	55.56 %
Shots	**18**	**19.78 %**
Scores	**2**	**16.67 %**

bar	1	3.23 %
on goal	6	19.35 %
missed	8	25.81 %
blocked	16	51.61 %
Shots	**31**	**34.07 %**
Scores	**2**	**16.67 %**

bar	1	8.33 %
blocked	3	25.00 %
missed	4	33.33 %
on goal	4	33.33 %
Shots	**12**	**13.19 %**
Scores	**4**	**33.33 %**

Total on Goal	10
Total Shots	18
Total Scores	2
Precision	**55.56 %**
Efficency	**20.00 %**

Total on Goal	6
Total Shots	31
Total Scores	2
Precision	**19.35 %**
Efficency	**33.33 %**

Total on Goal	4
Total Shots	12
Total Scores	4
Precision	**33.33 %**
Efficency	**100.00 %**

bar	0	0.00 %
missed	0	0.00 %
on goal	0	0.00 %
blocked	1	100.00 %
Shots	**1**	**1.10 %**
Scores	**0**	**0.00 %**

bar	0	0.00 %
blocked	0	0.00 %
missed	1	50.00 %
on goal	1	50.00 %
Shots	**2**	**2.20 %**
Scores	**0**	**0.00 %**

bar	0	0.00 %
blocked	0	0.00 %
missed	1	50.00 %
on goal	1	50.00 %
Shots	**2**	**2.20 %**
Scores	**0**	**0.00 %**

Total on Goal	0
Total Shots	1
Total Scores	0
Precision	**0.00 %**
Efficency	**NaN**

Total on Goal	1
Total Shots	2
Total Scores	0
Precision	**50.00 %**
Efficency	**0.00 %**

Total on Goal	1
Total Shots	2
Total Scores	0
Precision	**50.00 %**
Efficency	**0.00 %**

bar	3	3.30 %
missed	23	25.27 %
blocked	28	30.77 %
on goal	37	40.66 %
Shots	**91**	
Scores	**12**	

Total on Goal	37
Total Shots	91
Total Scores	12
Precision	**40.66 %**
Efficency	**32.43 %**

© by Roman Koller (info@floorballstatistics.ch)

Event Statistics

Short distribution and shots on goal

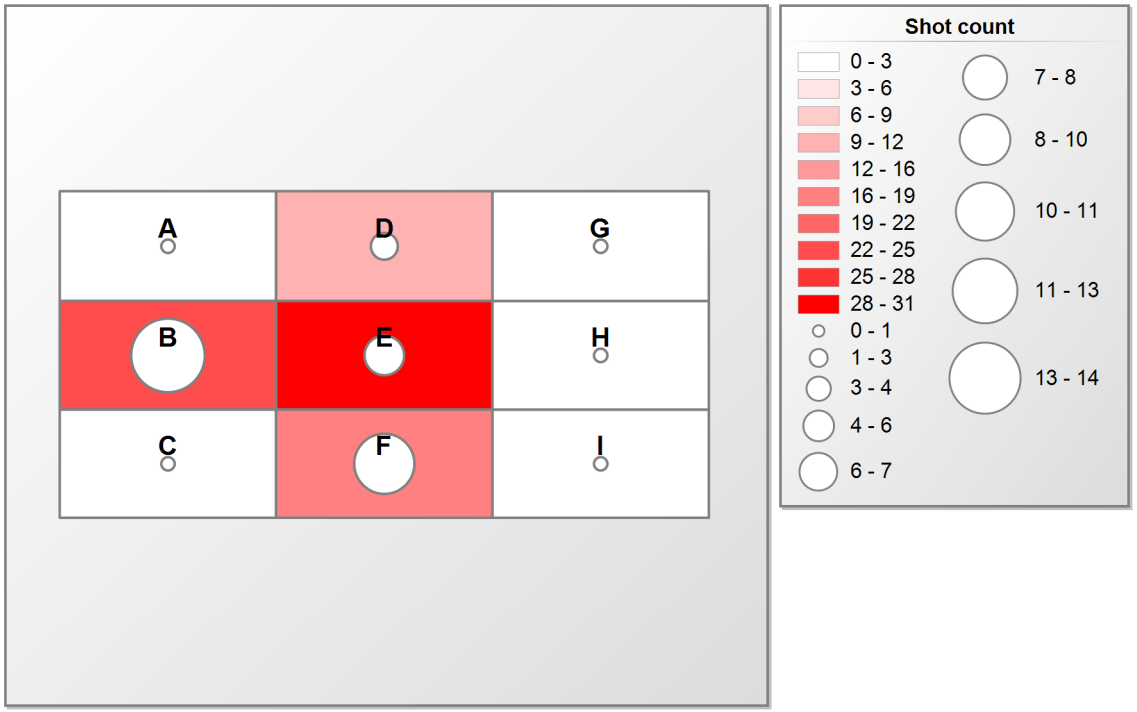

Zone (Fields)	A	B	C	D	E	F	G	H	I	Total
Total	2	22	1	12	31	18	2	2	1	91
on Goal (Circles)	0	14	1	4	6	10	1	1	0	37

© by Roman Koller (info@floorballstatistics.ch)

Event Statistics

Czechia

	Goals achieved	Goals get	penalty minutes
Team overview	8	7	8

	Games	Plus/Minus					Shots				Goals			Bullies			Penalties	
Player	played	+	-	balance	+ in %	- in %	Total	on Goal	% on Goal	Efficiency (%)	scored	Assists	in %	Total	won	in %	Total (min)	in %
15 Staňková Šárka	2	5	2	3	62.50	28.57	6	2	33.33	50.00	1	2	12.50	0	0	0.00	0	0.00
9 Jiráková Nela	2	5	3	2	62.50	42.86	8	4	50.00	50.00	2	0	25.00	0	0	0.00	0	0.00
87 Bačová Pavlína	2	2	1	1	25.00	14.29	1	1	100.00	100.00	1	1	12.50	0	0	0.00	0	0.00
11 Klubalová Karolína	2	5	0	5	62.50	0.00	10	2	20.00	50.00	1	1	12.50	4	2	50.00	0	0.00
7 Brucháčková Anna	2	5	1	4	62.50	14.29	13	7	53.85	14.29	1	1	12.50	1	0	0.00	0	0.00
13 Mechlová Michaela	2	1	3	-2	12.50	42.86	3	1	33.33	100.00	1	0	12.50	3	1	33.33	0	0.00
92 Keprtová Vanessa Rebecca	2	2	3	-1	25.00	42.86	7	3	42.86	33.33	1	0	12.50	6	1	16.67	0	0.00
4 Kubečková Michaela	2	5	0	5	62.50	0.00	2	1	50.00	0.00	0	1	0.00	2	0	0.00	2	25.00
27 Kapcová Nela	2	2	3	-1	25.00	42.86	0	0	0.00	0.00	0	1	0.00	1	0	0.00	2	25.00
77 Lískovcová Dominika	2	1	2	-1	12.50	28.57	2	0	0.00	0.00	0	1	0.00	0	0	0.00	0	0.00
8 Gocová Sofie	2	2	1	1	25.00	14.29	1	1	100.00	0.00	0	0	0.00	2	0	0.00	0	0.00
12 Bláhová Monika	2	1	2	-1	12.50	28.57	0	0	0.00	0.00	0	0	0.00	0	0	0.00	0	0.00
16 Fuchsová Linda	2	1	4	-3	12.50	57.14	2	0	0.00	0.00	0	0	0.00	0	0	0.00	0	0.00
17 Janošová Barbora	2	0	1	-1	0.00	14.29	1	1	100.00	0.00	0	0	0.00	0	0	0.00	0	0.00
25 Bolfová Liliana	2	0	3	-3	0.00	42.86	1	0	0.00	0.00	0	0	0.00	0	0	0.00	4	50.00
26 Husková Barbora	2	1	2	-1	12.50	28.57	1	0	0.00	0.00	0	0	0.00	0	0	0.00	0	0.00
29 Jašková Barbora	2	0	1	-1	0.00	14.29	2	1	50.00	0.00	0	0	0.00	0	0	0.00	0	0.00
93 Stůjová Karolína	2	2	4	-2	25.00	57.14	1	0	0.00	0.00	0	0	0.00	1	1	100.00	0	0.00
							61	**24**	**39.34**	**33.33**				**20**	**5**	**25.00**	**8**	

Czechia

© by Roman Koller (info@floorballstatistics.ch)

Event Statistics

bar	0	0.00 %
on goal	0	0.00 %
blocked	1	50.00 %
missed	1	50.00 %
Shots	**2**	**3.28 %**
Scores	**0**	**0.00 %**

Total on Goal	0
Total Shots	2
Total Scores	0
Precision	**0.00 %**
Efficency	**NaN**

bar	0	0.00 %
blocked	1	5.56 %
missed	4	22.22 %
on goal	13	72.22 %
Shots	**18**	**29.51 %**
Scores	**4**	**50.00 %**

Total on Goal	13
Total Shots	18
Total Scores	4
Precision	**72.22 %**
Efficency	**30.77 %**

bar	0	0.00 %
blocked	0	0.00 %
missed	0	0.00 %
on goal	0	0.00 %
Shots	**0**	**0.00 %**
Scores	**0**	**0.00 %**

Total on Goal	0
Total Shots	0
Total Scores	0
Precision	**NaN**
Efficency	**NaN**

bar	0	0.00 %
missed	1	14.29 %
on goal	1	14.29 %
blocked	5	71.43 %
Shots	**7**	**11.48 %**
Scores	**0**	**0.00 %**

Total on Goal	1
Total Shots	7
Total Scores	0
Precision	**14.29 %**
Efficency	**0.00 %**

bar	0	0.00 %
blocked	4	28.57 %
on goal	4	28.57 %
missed	6	42.86 %
Shots	**14**	**22.95 %**
Scores	**2**	**25.00 %**

Total on Goal	4
Total Shots	14
Total Scores	2
Precision	**28.57 %**
Efficency	**50.00 %**

bar	0	0.00 %
on goal	3	25.00 %
missed	4	33.33 %
blocked	5	41.67 %
Shots	**12**	**19.67 %**
Scores	**2**	**25.00 %**

Total on Goal	3
Total Shots	12
Total Scores	2
Precision	**25.00 %**
Efficency	**66.67 %**

bar	0	0.00 %
missed	0	0.00 %
on goal	0	0.00 %
blocked	1	100.00 %
Shots	**1**	**1.64 %**
Scores	**0**	**0.00 %**

Total on Goal	0
Total Shots	1
Total Scores	0
Precision	**0.00 %**
Efficency	**NaN**

bar	0	0.00 %
missed	1	16.67 %
on goal	2	33.33 %
blocked	3	50.00 %
Shots	**6**	**9.84 %**
Scores	**0**	**0.00 %**

Total on Goal	2
Total Shots	6
Total Scores	0
Precision	**33.33 %**
Efficency	**0.00 %**

bar	0	0.00 %
blocked	0	0.00 %
missed	0	0.00 %
on goal	1	100.00 %
Shots	**1**	**1.64 %**
Scores	**0**	**0.00 %**

Total on Goal	1
Total Shots	1
Total Scores	0
Precision	**100.00 %**
Efficency	**0.00 %**

bar	0	0.00 %
missed	17	27.87 %
blocked	20	32.79 %
on goal	24	39.34 %
Shots	**61**	
Scores	**8**	

Total on Goal	24
Total Shots	61
Total Scores	8
Precision	**39.34 %**
Efficency	**33.33 %**

© by Roman Koller (info@floorballstatistics.ch)

Event Statistics

Short distribution and shots on goal

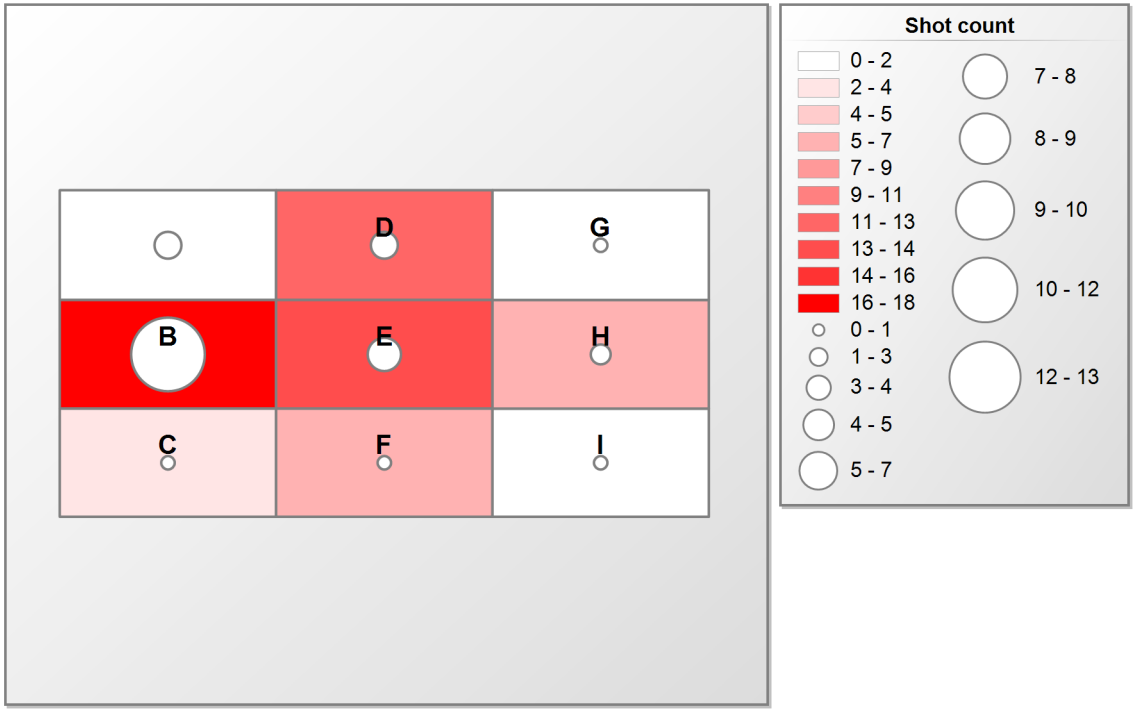

Zone (Fields)	B	C	D	E	F	G	H	I	Total
Total	18	2	12	14	7	1	6	1	61
on Goal (Circles)	13	0	3	4	1	1	2	0	24

© by Roman Koller (info@floorballstatistics.ch)

Event Statistics

Switzerland

	Goals achieved	Goals get	penalty minutes
Team overview	7	8	8

	Games	Plus/Minus					Shots				Goals			Bullies			Penalties	
Player	played	+	-	balance	+ in %	- in %	Total	on Goal	% on Goal	Efficiency (%)	scored	Assists	in %	Total	won	in %	Total (min)	in %
12 Fitzi Seraina	2	4	2	2	57.14	25.00	5	2	40.00	50.00	1	3	14.29	2	1	50.00	2	25.00
22 Niederberger Ronja	2	3	2	1	42.86	25.00	3	2	66.67	100.00	2	1	28.57	0	0	0.00	0	0.00
6 Wyss Anja	1	3	0	3	42.86	0.00	3	3	100.00	66.67	2	0	28.57	0	0	0.00	0	0.00
19 Reusser Norina	2	2	1	1	28.57	12.50	3	3	100.00	33.33	1	0	14.29	0	0	0.00	0	0.00
17 Gerig Isabelle	2	1	2	-1	14.29	25.00	12	4	33.33	25.00	1	0	14.29	1	0	0.00	0	0.00
14 Morf Annika	2	2	1	1	28.57	12.50	2	1	50.00	0.00	0	1	0.00	2	0	0.00	0	0.00
26 Spichiger Nathalie	2	1	1	0	14.29	12.50	3	2	66.67	0.00	0	1	0.00	3	2	66.67	0	0.00
3 Ritter Naja	2	2	3	-1	28.57	37.50	0	0	0.00	0.00	0	0	0.00	0	0	0.00	0	0.00
4 Wyss Mirjam	1	0	4	-4	0.00	50.00	3	2	66.67	0.00	0	0	0.00	0	0	0.00	2	25.00
7 Ediz Laila	2	1	2	-1	14.29	25.00	3	2	66.67	0.00	0	0	0.00	4	1	25.00	0	0.00
8 Härtsch Anne	2	4	1	3	57.14	12.50	2	1	50.00	0.00	0	0	0.00	0	0	0.00	2	25.00
9 Larsson Linn	2	1	2	-1	14.29	25.00	1	0	0.00	0.00	0	0	0.00	0	0	0.00	0	0.00
10 Stettler Céline	2	4	2	2	57.14	25.00	4	2	50.00	0.00	0	0	0.00	0	0	0.00	2	25.00
11 Wick Marcia	2	4	1	3	57.14	12.50	1	1	100.00	0.00	0	0	0.00	11	5	45.45	0	0.00
13 von Arx Lisa	2	1	3	-2	14.29	37.50	5	2	40.00	0.00	0	0	0.00	1	1	100.00	0	0.00
21 Suter Lea	2	0	4	-4	0.00	50.00	3	2	66.67	0.00	0	0	0.00	0	0	0.00	0	0.00
23 Faisst Annina	2	0	4	-4	0.00	50.00	2	1	50.00	0.00	0	0	0.00	2	1	50.00	0	0.00
25 Behuli Gentiana	2	1	4	-3	14.29	50.00	2	1	50.00	0.00	0	0	0.00	0	0	0.00	0	0.00
28 Gredig Chiara	2	1	2	-1	14.29	25.00	1	1	100.00	0.00	0	0	0.00	0	0	0.00	0	0.00
							58	**32**	**55.17**	**21.88**				**26**	**11**	**42.31**	**8**	

Switzerland

© by Roman Koller (info@floorballstatistics.ch)

Event Statistics

bar	0	0.00 %
blocked	0	0.00 %
missed	0	0.00 %
on goal	1	100.00 %
Shots	**1**	**1.72 %**
Scores	**0**	**0.00 %**

bar	0	0.00 %
blocked	0	0.00 %
missed	3	42.86 %
on goal	4	57.14 %
Shots	**7**	**12.07 %**
Scores	**4**	**57.14 %**

bar	0	0.00 %
blocked	1	33.33 %
missed	1	33.33 %
on goal	1	33.33 %
Shots	**3**	**5.17 %**
Scores	**0**	**0.00 %**

Total on Goal	1	
Total Shots	1	
Total Scores	0	
Precision	**100.00 %**	
Efficency	**0.00 %**	

Total on Goal	4	
Total Shots	7	
Total Scores	4	
Precision	**57.14 %**	
Efficency	**100.00 %**	

Total on Goal	1	
Total Shots	3	
Total Scores	0	
Precision	**33.33 %**	
Efficency	**0.00 %**	

bar	1	5.26 %
missed	2	10.53 %
blocked	4	21.05 %
on goal	12	63.16 %
Shots	**19**	**32.76 %**
Scores	**2**	**28.57 %**

bar	1	11.11 %
blocked	1	11.11 %
on goal	3	33.33 %
missed	4	44.44 %
Shots	**9**	**15.52 %**
Scores	**0**	**0.00 %**

bar	0	0.00 %
missed	0	0.00 %
blocked	2	25.00 %
on goal	6	75.00 %
Shots	**8**	**13.79 %**
Scores	**0**	**0.00 %**

Total on Goal	12	
Total Shots	19	
Total Scores	2	
Precision	**63.16 %**	
Efficency	**16.67 %**	

Total on Goal	3	
Total Shots	9	
Total Scores	0	
Precision	**33.33 %**	
Efficency	**0.00 %**	

Total on Goal	6	
Total Shots	8	
Total Scores	0	
Precision	**75.00 %**	
Efficency	**0.00 %**	

bar	0	0.00 %
blocked	0	0.00 %
missed	0	0.00 %
on goal	0	0.00 %
Shots	**0**	**0.00 %**
Scores	**0**	**0.00 %**

bar	0	0.00 %
missed	1	11.11 %
blocked	4	44.44 %
on goal	4	44.44 %
Shots	**9**	**15.52 %**
Scores	**1**	**14.29 %**

bar	0	0.00 %
blocked	0	0.00 %
missed	1	50.00 %
on goal	1	50.00 %
Shots	**2**	**3.45 %**
Scores	**0**	**0.00 %**

Total on Goal	0	
Total Shots	0	
Total Scores	0	
Precision	**NaN**	
Efficency	**NaN**	

Total on Goal	4	
Total Shots	9	
Total Scores	1	
Precision	**44.44 %**	
Efficency	**25.00 %**	

Total on Goal	1	
Total Shots	2	
Total Scores	0	
Precision	**50.00 %**	
Efficency	**0.00 %**	

bar	2	3.45 %
blocked	12	20.69 %
missed	12	20.69 %
on goal	32	55.17 %
Shots	**58**	
Scores	**7**	

Total on Goal	32
Total Shots	58
Total Scores	7
Precision	**55.17 %**
Efficency	**21.88 %**

© by Roman Koller (info@floorballstatistics.ch)

Event Statistics

Short distribution and shots on goal

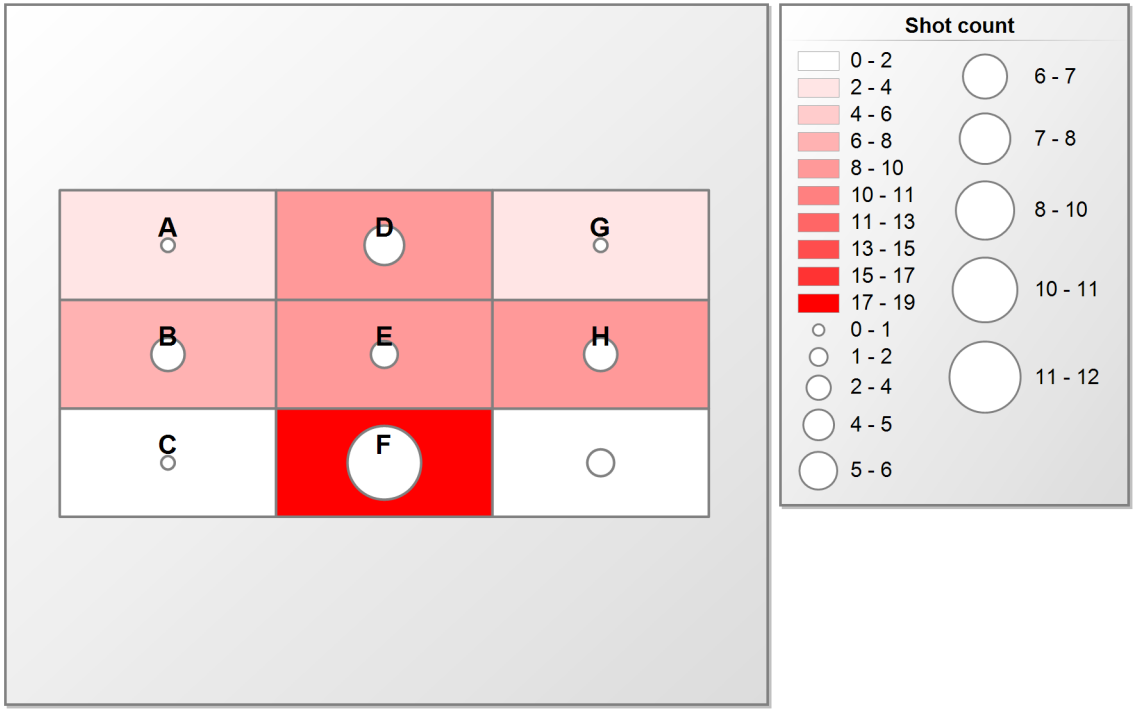

Zone (Fields)	A	B	C	D	E	F	G	H	Total
Total	3	7	1	8	9	19	2	9	58
on Goal (Circles)	1	4	1	6	3	12	1	4	32

© by Roman Koller (info@floorballstatistics.ch)

Event Statistics

Player Statistic			Games	Shots				Goals			Scorer points		Bullies			Penalties	
	Player	Team	played	Total	on Goal	% on Goal	Efficiency (%)	scored	Assists	in %	Total	pt./game	Total	won	in %	Total (min)	in %
1.	Fitzi Seraina (12)	SUI	2	5	2	40.00	50.00	1	3	3.33	4	2.00	2	1	50.00	2	9.09
2.	Kauppi Oona (27)	FIN	2	11	7	63.64	42.86	3	0	10.00	3	1.50	0	0	0.00	0	0.00
3.	Niederberger Ronja (22)	SUI	2	3	2	66.67	100.00	2	1	6.67	3	1.50	0	0	0.00	0	0.00
4.	Sandlund Tilde (21)	SWE	2	10	5	50.00	40.00	2	1	6.67	3	1.50	1	0	0.00	0	0.00
5.	Viström Maja (11)	SWE	2	6	1	16.67	100.00	1	2	3.33	3	1.50	7	4	57.14	0	0.00
6.	Staňková Šárka (15)	CZE	2	6	2	33.33	50.00	1	2	3.33	3	1.50	0	0	0.00	0	0.00
7.	Nordstrand Hanna (47)	SWE	2	15	8	53.33	12.50	1	2	3.33	3	1.50	0	0	0.00	0	0.00
8.	Wyss Anja (6)	SUI	1	3	3	100.00	66.67	2	0	6.67	2	2.00	0	0	0.00	0	0.00
9.	Hammar Linnéa (38)	SWE	2	9	3	33.33	66.67	2	0	6.67	2	1.00	2	2	100.00	2	9.09
10.	Jiráková Nela (9)	CZE	2	8	4	50.00	50.00	2	0	6.67	2	1.00	0	0	0.00	0	0.00
11.	Ljunggren Amanda (36)	SWE	1	4	2	50.00	50.00	1	1	3.33	2	2.00	1	1	100.00	0	0.00
12.	Bačová Pavlína (87)	CZE	2	1	1	100.00	100.00	1	1	3.33	2	1.00	0	0	0.00	0	0.00
13.	Klubalová Karolína (11)	CZE	2	10	2	20.00	50.00	1	1	3.33	2	1.00	4	2	50.00	0	0.00
14.	Stenberg Emma (17)	SWE	2	2	2	100.00	50.00	1	1	3.33	2	1.00	0	0	0.00	0	0.00
15.	Kippilä My (80)	FIN	2	7	3	42.86	33.33	1	1	3.33	2	1.00	1	1	100.00	2	9.09
16.	Nissilä Josefiina (7)	FIN	2	13	6	46.15	16.67	1	1	3.33	2	1.00	0	0	0.00	0	0.00
17.	Brucháčková Anna (7)	CZE	2	13	7	53.85	14.29	1	1	3.33	2	1.00	1	0	0.00	0	0.00
18.	Mechlová Michaela (13)	CZE	2	3	1	33.33	100.00	1	0	3.33	1	0.50	3	1	33.33	0	0.00
19.	Andersson Moa (27)	SWE	2	2	2	100.00	50.00	1	0	3.33	1	0.50	0	0	0.00	0	0.00
20.	Keprtová Vanessa Rebecca (92)	CZE	2	7	3	42.86	33.33	1	0	3.33	1	0.50	6	1	16.67	0	0.00
21.	Reusser Norina (19)	SUI	2	3	3	100.00	33.33	1	0	3.33	1	0.50	0	0	0.00	0	0.00
22.	Rasmussen Ellen (8)	SWE	2	7	3	42.86	33.33	1	0	3.33	1	0.50	0	0	0.00	0	0.00
23.	Gerig Isabelle (17)	SUI	2	12	4	33.33	25.00	1	0	3.33	1	0.50	1	0	0.00	0	0.00
24.	Kubečková Michaela (4)	CZE	2	2	1	50.00	0.00	0	1	0.00	1	0.50	2	0	0.00	2	9.09
25.	Kapcová Nela (27)	CZE	2	0	0	0.00	0.00	0	1	0.00	1	0.50	1	0	0.00	2	9.09
26.	Lískovcová Dominika (77)	CZE	2	2	0	0.00	0.00	0	1	0.00	1	0.50	0	0	0.00	0	0.00
27.	Laitila Alma (8)	FIN	2	0	0	0.00	0.00	0	1	0.00	1	0.50	0	0	0.00	0	0.00
28.	Westerlund Daniela (9)	FIN	2	4	1	25.00	0.00	0	1	0.00	1	0.50	1	0	0.00	2	9.09
29.	Hämäläinen Suvi (10)	FIN	2	8	3	37.50	0.00	0	1	0.00	1	0.50	17	14	82.35	0	0.00
30.	Morf Annika (14)	SUI	2	2	1	50.00	0.00	0	1	0.00	1	0.50	2	0	0.00	0	0.00
31.	Spichiger Nathalie (26)	SUI	2	3	2	66.67	0.00	0	1	0.00	1	0.50	3	2	66.67	0	0.00

© by Roman Koller (info@floorballstatistics.ch)

Event Statistics

Player Statistic			Games	Shots				Goals			Scorer points		Bullies			Penalties	
	Player	Team	played	Total	on Goal	% on Goal	Efficiency (%)	scored	Assists	in %	Total	pt./game	Total	won	in %	Total (min)	in %
32.	Bäckstedt Ellen (12)	SWE	2	11	1	9.09	0.00	0	1	0.00	1	0.50	0	0	0.00	0	0.00
33.	Lindgren Matilda (15)	SWE	2	8	5	62.50	0.00	0	1	0.00	1	0.50	1	1	100.00	0	0.00
34.	Lundin Ellen (88)	SWE	2	1	0	0.00	0.00	0	1	0.00	1	0.50	1	1	100.00	0	0.00
35.	Gocová Sofie (8)	CZE	2	1	1	100.00	0.00	0	0	0.00	0	0.00	2	0	0.00	0	0.00
36.	Bláhová Monika (12)	CZE	2	0	0	0.00	0.00	0	0	0.00	0	0.00	0	0	0.00	0	0.00
37.	Fuchsová Linda (16)	CZE	2	2	0	0.00	0.00	0	0	0.00	0	0.00	0	0	0.00	0	0.00
38.	Janošová Barbora (17)	CZE	2	1	1	100.00	0.00	0	0	0.00	0	0.00	0	0	0.00	0	0.00
39.	Bolfová Liliana (25)	CZE	2	1	0	0.00	0.00	0	0	0.00	0	0.00	0	0	0.00	4	18.18
40.	Husková Barbora (26)	CZE	2	1	0	0.00	0.00	0	0	0.00	0	0.00	0	0	0.00	0	0.00
41.	Jašková Barbora (29)	CZE	2	2	1	50.00	0.00	0	0	0.00	0	0.00	0	0	0.00	0	0.00
42.	Stůjová Karolína (93)	CZE	2	1	0	0.00	0.00	0	0	0.00	0	0.00	1	1	100.00	0	0.00
43.	Järvinen Janella (4)	FIN	2	1	0	0.00	0.00	0	0	0.00	0	0.00	0	0	0.00	0	0.00
44.	Granlund Milla (12)	FIN	2	0	0	0.00	0.00	0	0	0.00	0	0.00	1	1	100.00	0	0.00
45.	Höynälä Meri-Helmi (13)	FIN	2	1	0	0.00	0.00	0	0	0.00	0	0.00	1	1	100.00	0	0.00
46.	Valtola Ulla (16)	FIN	2	6	4	66.67	0.00	0	0	0.00	0	0.00	2	0	0.00	0	0.00
47.	Vilenius Veera (21)	FIN	2	3	1	33.33	0.00	0	0	0.00	0	0.00	0	0	0.00	0	0.00
48.	Mettälä Iida (48)	FIN	1	1	0	0.00	0.00	0	0	0.00	0	0.00	0	0	0.00	0	0.00
49.	Gauffin-Kauste Zara (60)	FIN	1	2	1	50.00	0.00	0	0	0.00	0	0.00	0	0	0.00	0	0.00
50.	Pietilä Emilia (61)	FIN	2	3	2	66.67	0.00	0	0	0.00	0	0.00	0	0	0.00	0	0.00
51.	Pitkäkangas Natalia (64)	FIN	2	5	0	0.00	0.00	0	0	0.00	0	0.00	0	0	0.00	0	0.00
52.	Pietilä Olivia (66)	FIN	2	4	1	25.00	0.00	0	0	0.00	0	0.00	0	0	0.00	0	0.00
53.	Latvala Iina (72)	FIN	2	2	0	0.00	0.00	0	0	0.00	0	0.00	1	0	0.00	0	0.00
54.	Purhonen Lotta (79)	FIN	2	3	2	66.67	0.00	0	0	0.00	0	0.00	0	0	0.00	0	0.00
55.	Maikola Henrika (96)	FIN	2	2	2	100.00	0.00	0	0	0.00	0	0.00	0	0	0.00	0	0.00
56.	Ritter Naja (3)	SUI	2	0	0	0.00	0.00	0	0	0.00	0	0.00	0	0	0.00	0	0.00
57.	Wyss Mirjam (4)	SUI	1	3	2	66.67	0.00	0	0	0.00	0	0.00	0	0	0.00	2	9.09
58.	Ediz Laila (7)	SUI	2	3	2	66.67	0.00	0	0	0.00	0	0.00	4	1	25.00	0	0.00
59.	Härtsch Anne (8)	SUI	2	2	1	50.00	0.00	0	0	0.00	0	0.00	0	0	0.00	2	9.09
60.	Larsson Linn (9)	SUI	2	1	0	0.00	0.00	0	0	0.00	0	0.00	0	0	0.00	0	0.00
61.	Stettler Céline (10)	SUI	2	4	2	50.00	0.00	0	0	0.00	0	0.00	0	0	0.00	2	9.09
62.	Wick Marcia (11)	SUI	2	1	1	100.00	0.00	0	0	0.00	0	0.00	11	5	45.45	0	0.00

© by Roman Koller (info@floorballstatistics.ch)

Event Statistics

Player Statistic			Games	Shots				Goals			Scorer points		Bullies			Penalties	
	Player	**Team**	played	Total	on Goal	% on Goal	Efficiency (%)	scored	Assists	in %	Total	pt./game	Total	won	in %	Total (min)	in %
63.	von Arx Lisa (13)	SUI	2	5	2	40.00	0.00	0	0	0.00	0	0.00	1	1	100.00	0	0.00
64.	Suter Lea (21)	SUI	2	3	2	66.67	0.00	0	0	0.00	0	0.00	0	0	0.00	0	0.00
65.	Faisst Annina (23)	SUI	2	2	1	50.00	0.00	0	0	0.00	0	0.00	2	1	50.00	0	0.00
66.	Behuli Gentiana (25)	SUI	2	2	1	50.00	0.00	0	0	0.00	0	0.00	0	0	0.00	0	0.00
67.	Gredig Chiara (28)	SUI	2	1	1	100.00	0.00	0	0	0.00	0	0.00	0	0	0.00	0	0.00
68.	Heander Emma (2)	SWE	1	0	0	0.00	0.00	0	0	0.00	0	0.00	0	0	0.00	0	0.00
69.	Stenvall Jonna (4)	SWE	2	0	0	0.00	0.00	0	0	0.00	0	0.00	0	0	0.00	0	0.00
70.	Ekenlinde Mathilda (5)	SWE	2	3	1	33.33	0.00	0	0	0.00	0	0.00	0	0	0.00	0	0.00
71.	Boric Svärd Sandra (9)	SWE	1	3	1	33.33	0.00	0	0	0.00	0	0.00	0	0	0.00	0	0.00
72.	Vuontisvaara Jonna (14)	SWE	2	2	1	50.00	0.00	0	0	0.00	0	0.00	3	0	0.00	0	0.00
73.	Öhgren Nellie (22)	SWE	2	5	0	0.00	0.00	0	0	0.00	0	0.00	3	2	66.67	0	0.00
74.	Moa Johansson (25)	SWE	2	0	0	0.00	0.00	0	0	0.00	0	0.00	0	0	0.00	0	0.00
75.	Hedman Linnéa (29)	SWE	2	1	1	100.00	0.00	0	0	0.00	0	0.00	0	0	0.00	0	0.00
76.	Löfborg Thea (55)	SWE	1	2	1	50.00	0.00	0	0	0.00	0	0.00	0	0	0.00	0	0.00
				286	**126**	**44.06**	**23.81**	**30**					**89**			**22**	

Sorted by:

1st scorer points

2nd scorer points per game

3rd goals scored

4th efficiency

© by Roman Koller (info@floorballstatistics.ch)

Event Statistics

			Defense					Goal received											
		Total	Body	Foot/Leg	Hand/Arm	Helmet	**Total**	behind the goal	between legs	distracted	missed	movement	no reaction	play around	transferred	**Total**	**Total**	**Saves**	**Saves in %**
90 Monika Šolleová			5	5	5	1	**16**				2	1				**3**	**19**	**16**	**84.21**
94 Lara Heini			3	3	6		**12**			0			1		1	**2**	**14**	**12**	**85.71**
66 Eliška Svrčková			1	3	8		**12**				2				2	**4**	**16**	**12**	**75.00**
1 Ladina Töndury	2	**2**	6	1	3		**10**				1	3		1		**5**	**17**	**12**	**70.59**
26 Emmi Pölönen			5		2		**7**				2	2		1	1	**6**	**13**	**7**	**53.85**
86 Lovisa Hedin			1	2	4		**7**										**7**	**7**	**100.00**
98 Miia Maaranen			3	1	5	2	**11**					3		1		**4**	**15**	**11**	**73.33**
1 Matilda Östlund Visén			1	3	6	0	**10**	0	0	0	0	0	1	0	0	**1**	**11**	**10**	**90.91**
Total	**2**	**2**	**25**	**18**	**39**	**3**	**85**	**0**	**0**	**0**	**7**	**9**	**2**	**3**	**4**	**25**	**112**	**87**	**77.68**

© by Roman Koller (info@floorballstatistics.ch)

Event Statistics

	Defense					Goal received					
	Body	Foot/Leg	Hand/Arm	Helmet	**Total**	missed	movement	**Total**	**Total**	**Saves**	**Saves in %**
90 Monika Šolleová	5	5	5	1	**16**	2	1	**3**	**19**	**16**	**84.21**
Total	**5**	**5**	**5**	**1**	**16**	**2**	**1**	**3**	**19**	**16**	**84.21**

Shots and Saves

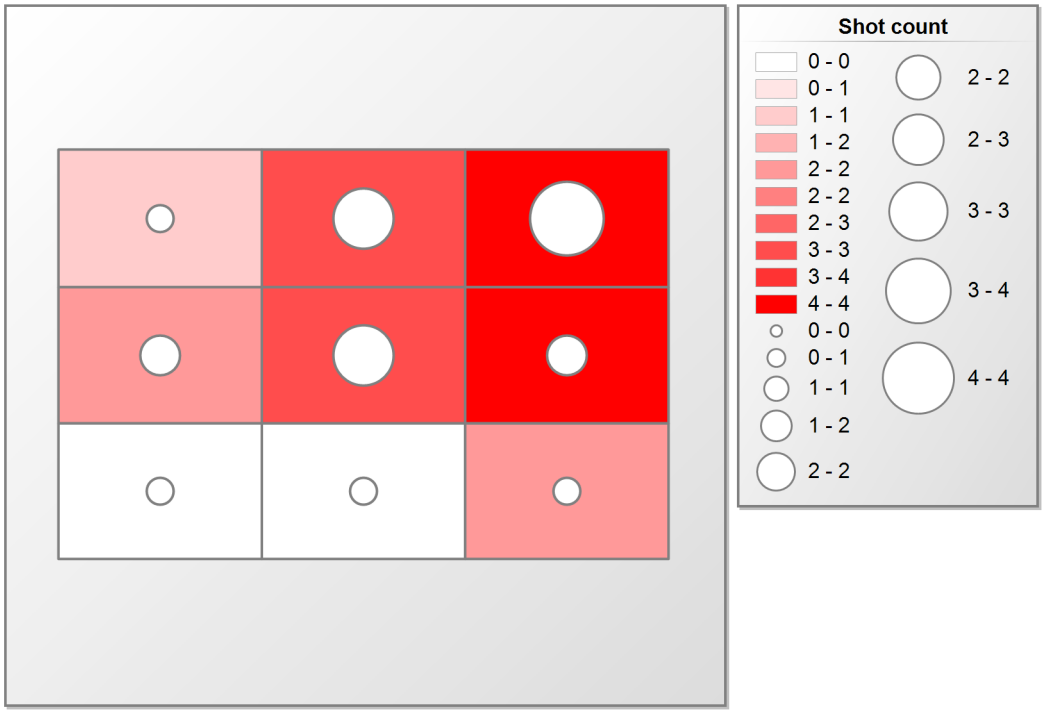

received Goals and shots

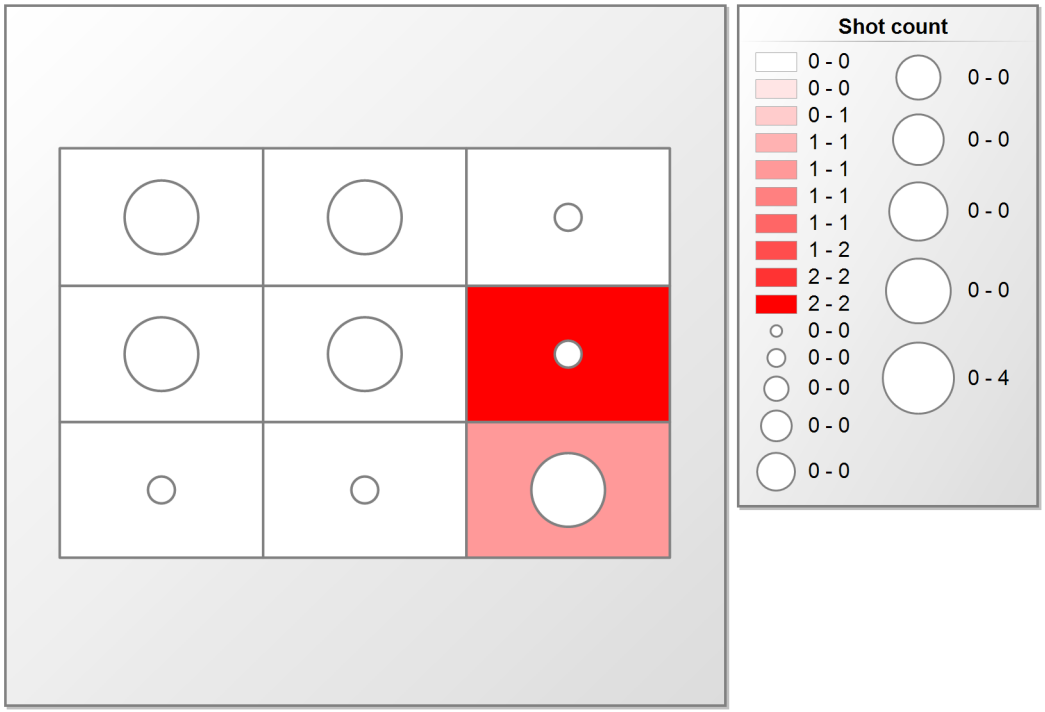

© by Roman Koller (info@floorballstatistics.ch)

Event Statistics

	Defense				Goal received					
	Body	Foot/Leg	Hand/Arm	**Total**	no reaction	transferred	**Total**	**Total**	**Saves**	**Saves in %**
94 Lara Heini	3	3	6	**12**	1	1	**2**	**14**	**12**	**85.71**
Total	**3**	**3**	**6**	**12**	**1**	**1**	**2**	**14**	**12**	**85.71**

Shots and Saves

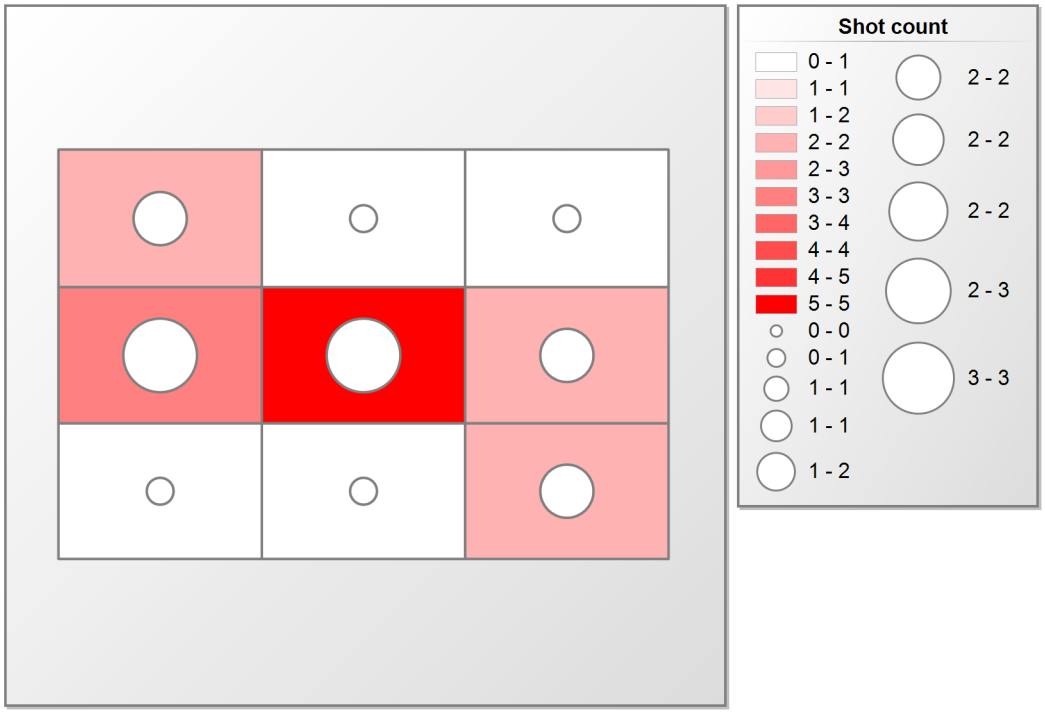

received Goals and shots

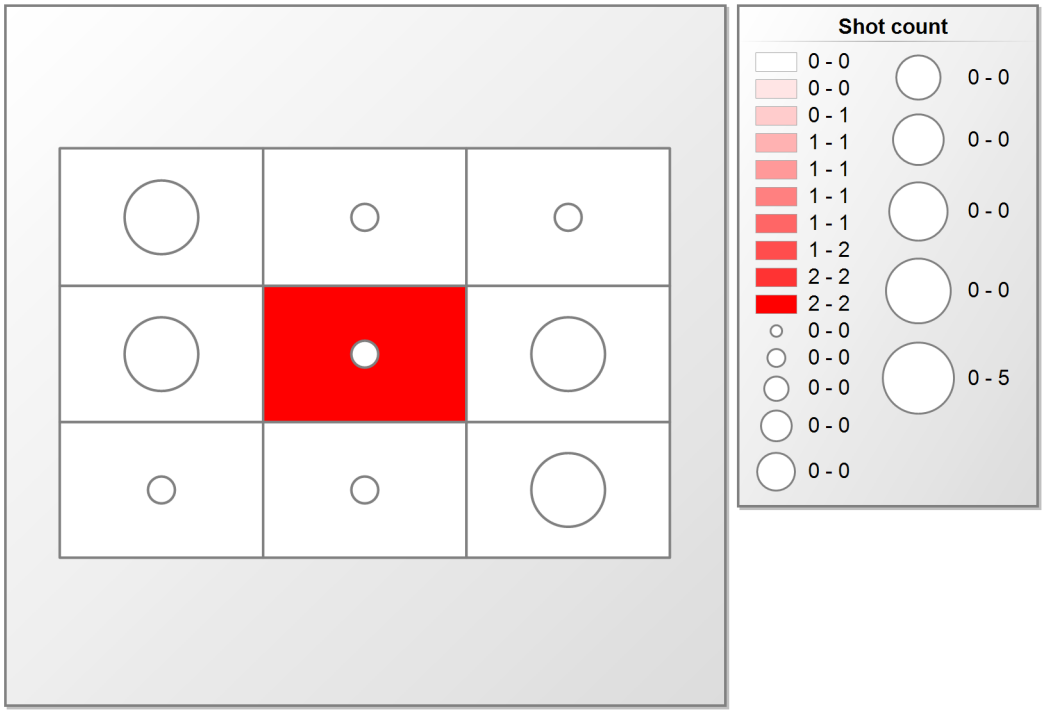

© by Roman Koller (info@floorballstatistics.ch)

Event Statistics

	Defense				Goal received					
	Body	Foot/Leg	Hand/Arm	**Total**	missed	transferred	**Total**	**Total**	**Saves**	**Saves in %**
66 Eliška Svrčková	1	3	8	**12**	2	2	**4**	**16**	**12**	**75.00**
Total	**1**	**3**	**8**	**12**	**2**	**2**	**4**	**16**	**12**	**75.00**

Shots and Saves

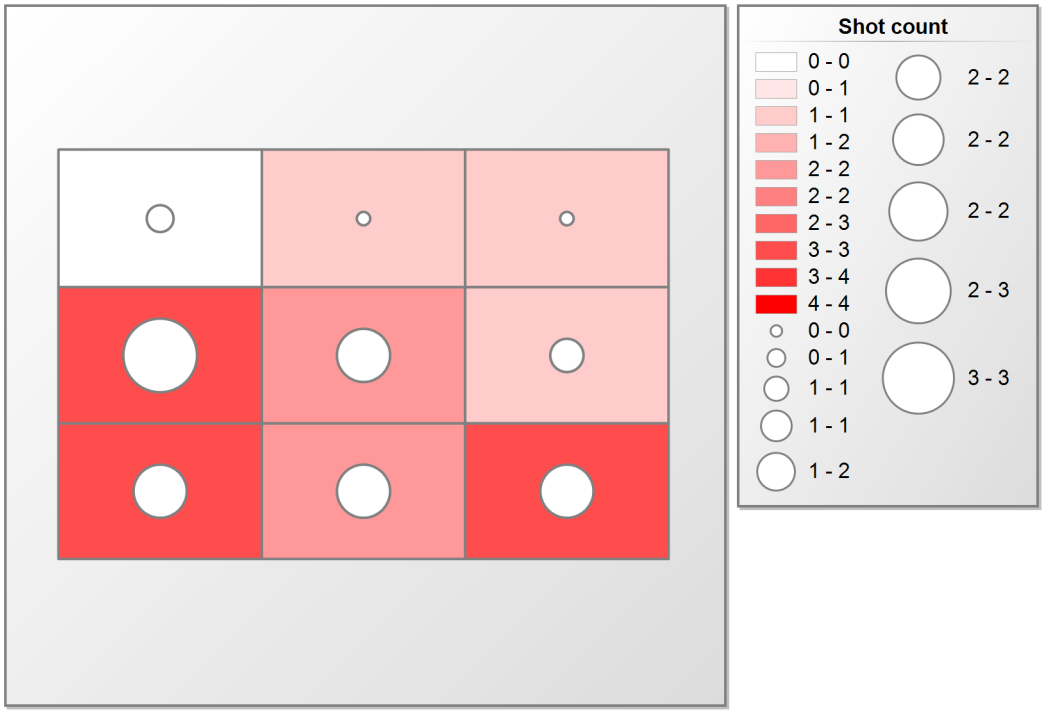

received Goals and shots

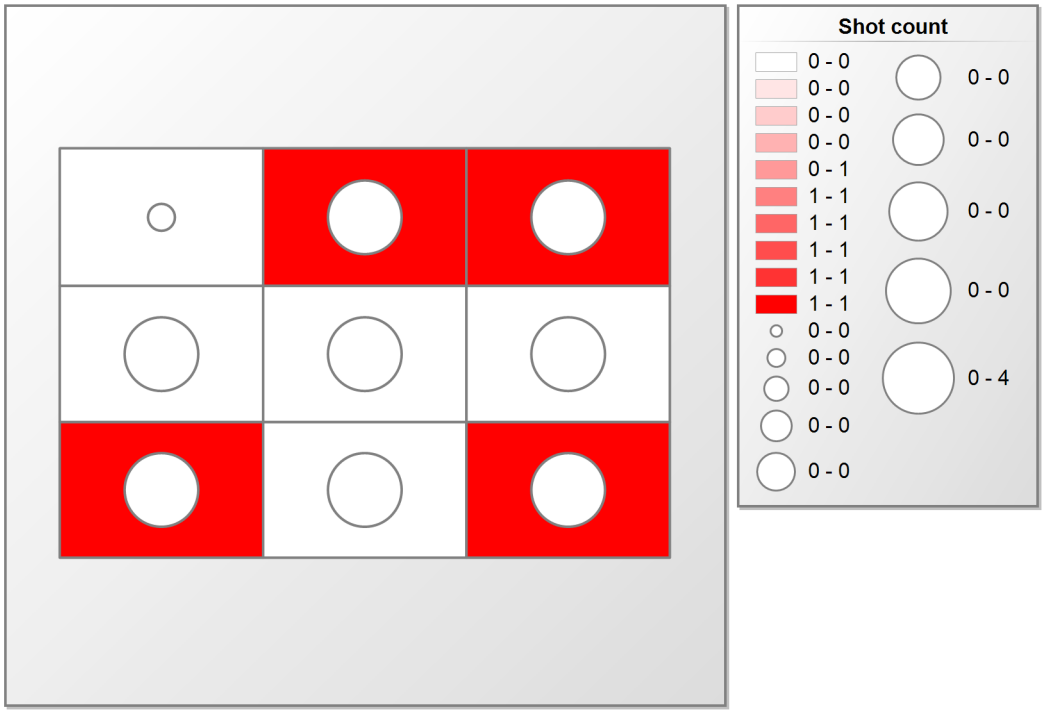

© by Roman Koller (info@floorballstatistics.ch)

Event Statistics

			Defense				Goal received						
		Total	Body	Foot/Leg	Hand/Arm	Total	missed	movement	play around	Total	Total	Saves	Saves in %
1 Ladina Töndury	2	**2**	6	1	3	**10**	1	3	1	**5**	**17**	**12**	**70.59**
Total	**2**	**2**	**6**	**1**	**3**	**10**	**1**	**3**	**1**	**5**	**17**	**12**	**70.59**

Shots and Saves

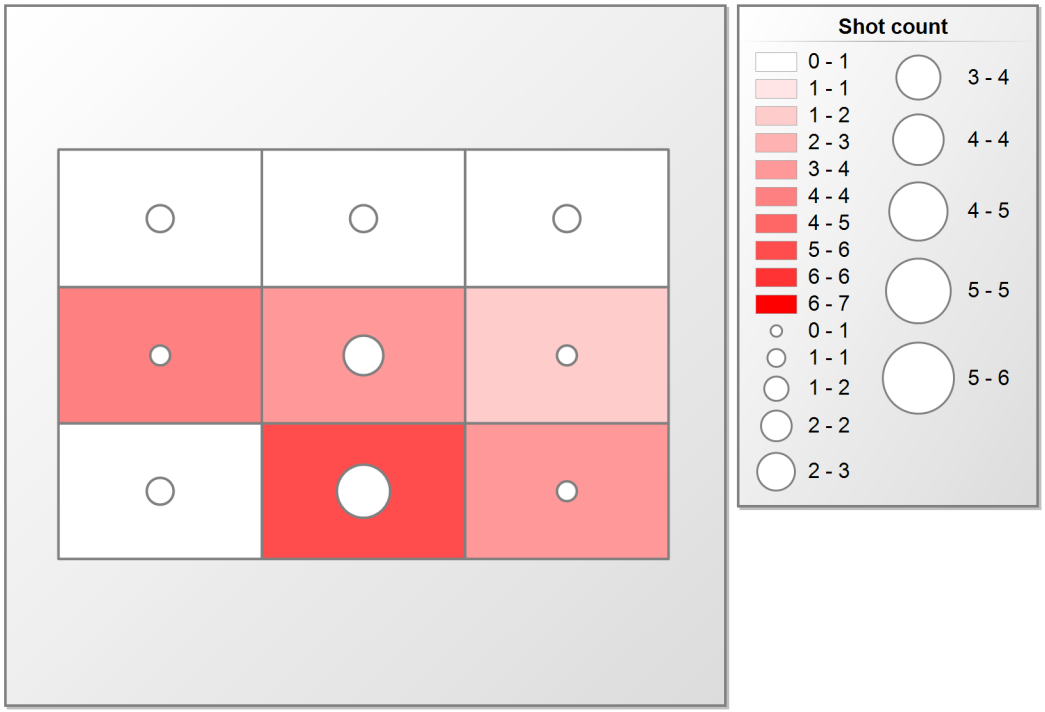

received Goals and shots

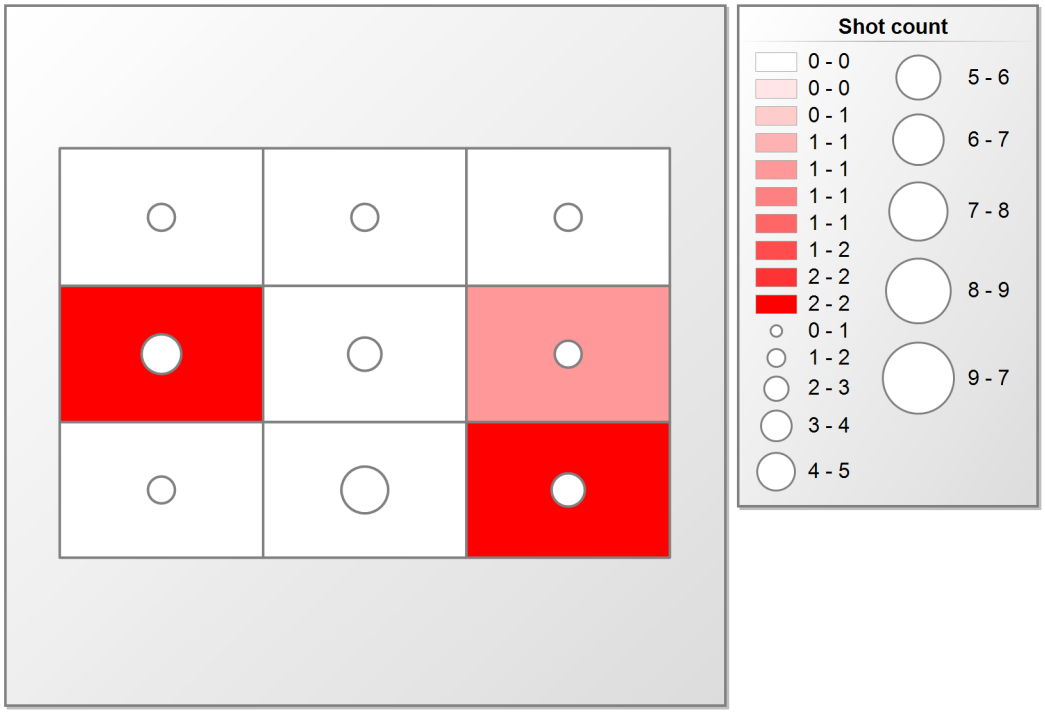

© by Roman Koller (info@floorballstatistics.ch)

Event Statistics

	Defense			Goal received							
	Body	Hand/Arm	**Total**	missed	movement	play around	transferred	**Total**	**Total**	**Saves**	**Saves in %**
26 Emmi Pölönen	5	2	**7**	2	2	1	1	**6**	**13**	**7**	**53.85**
Total	**5**	**2**	**7**	**2**	**2**	**1**	**1**	**6**	**13**	**7**	**53.85**

Shots and Saves

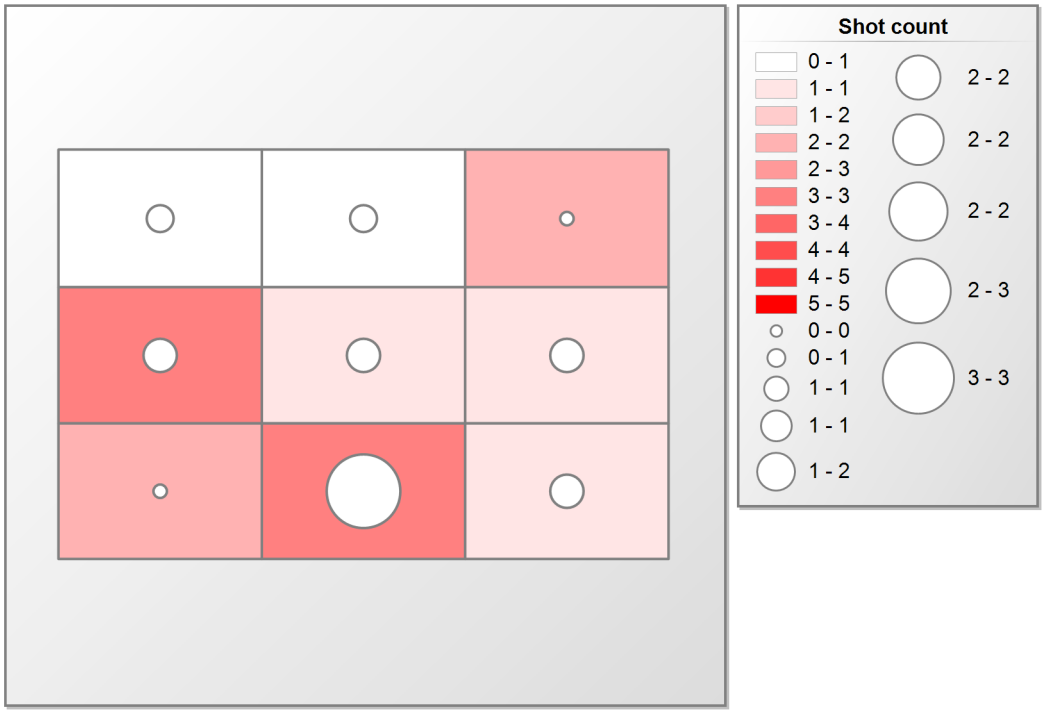

received Goals and shots

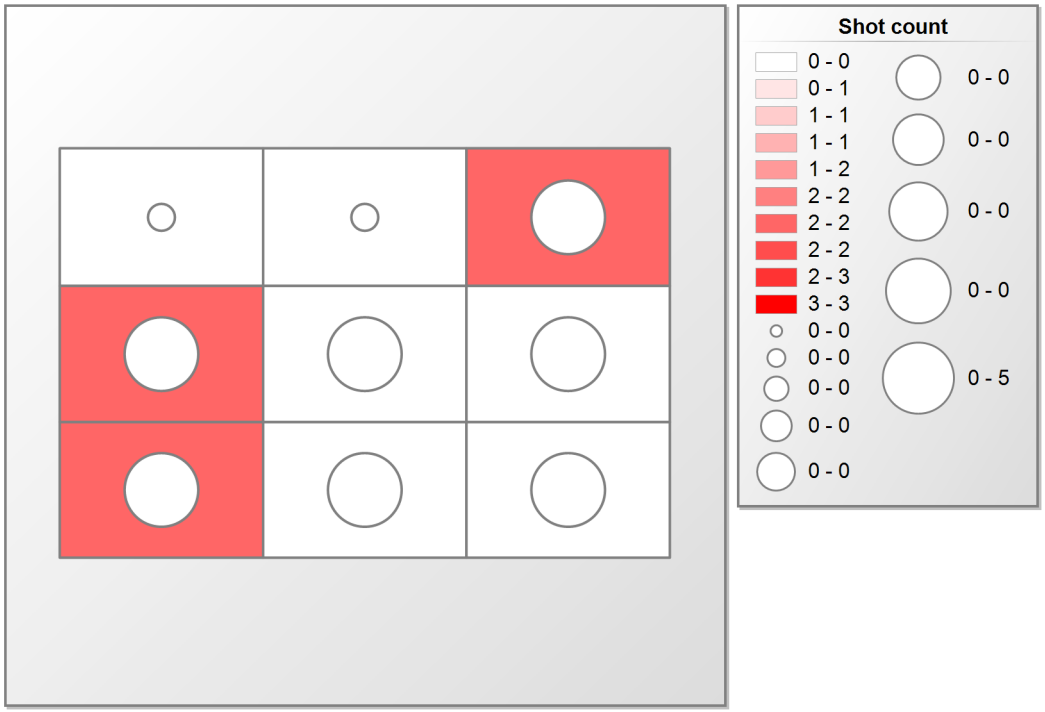

© by Roman Koller (info@floorballstatistics.ch)

Event Statistics

	Defense						
	Body	Foot/Leg	Hand/Arm	**Total**	**Total**	**Saves**	**Saves in %**
86 Lovisa Hedin	1	2	4	**7**	**7**	**7**	**100.00**
Total	**1**	**2**	**4**	**7**	**7**	**7**	**100.00**

Shots and Saves

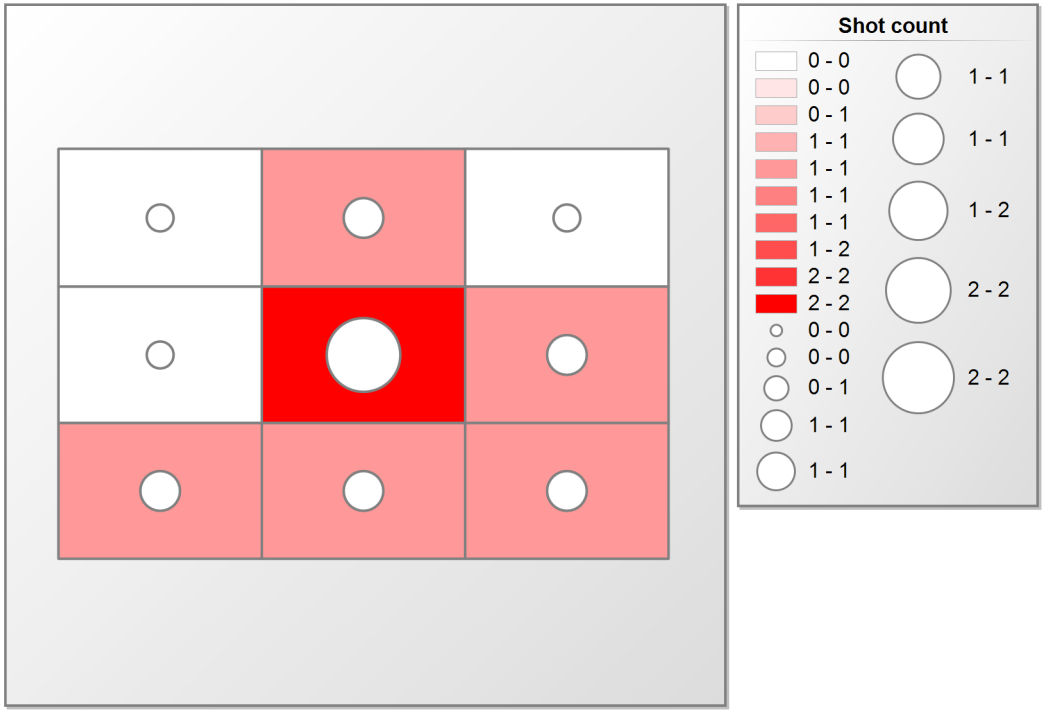

received Goals and shots

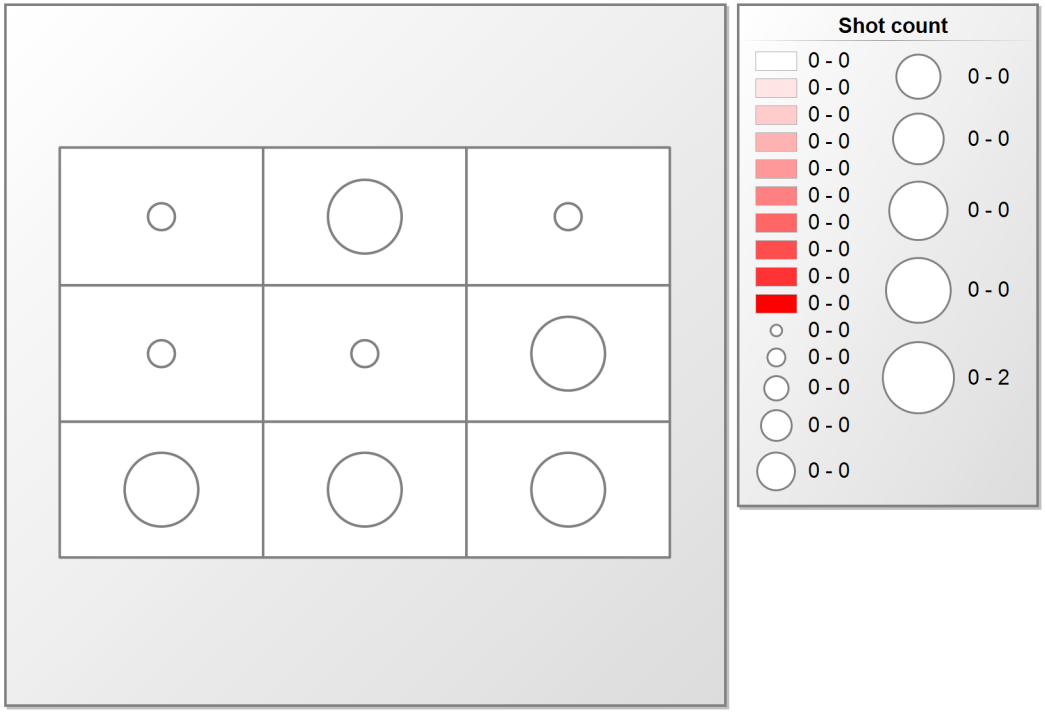

© by Roman Koller (info@floorballstatistics.ch)

Event Statistics

	Defense					Goal received					
	Body	Foot/Leg	Hand/Arm	Helmet	**Total**	movement	play around	**Total**	**Total**	**Saves**	**Saves in %**
98 Miia Maaranen	3	1	5	2	**11**	3	1	**4**	**15**	**11**	**73.33**
Total	**3**	**1**	**5**	**2**	**11**	**3**	**1**	**4**	**15**	**11**	**73.33**

Shots and Saves

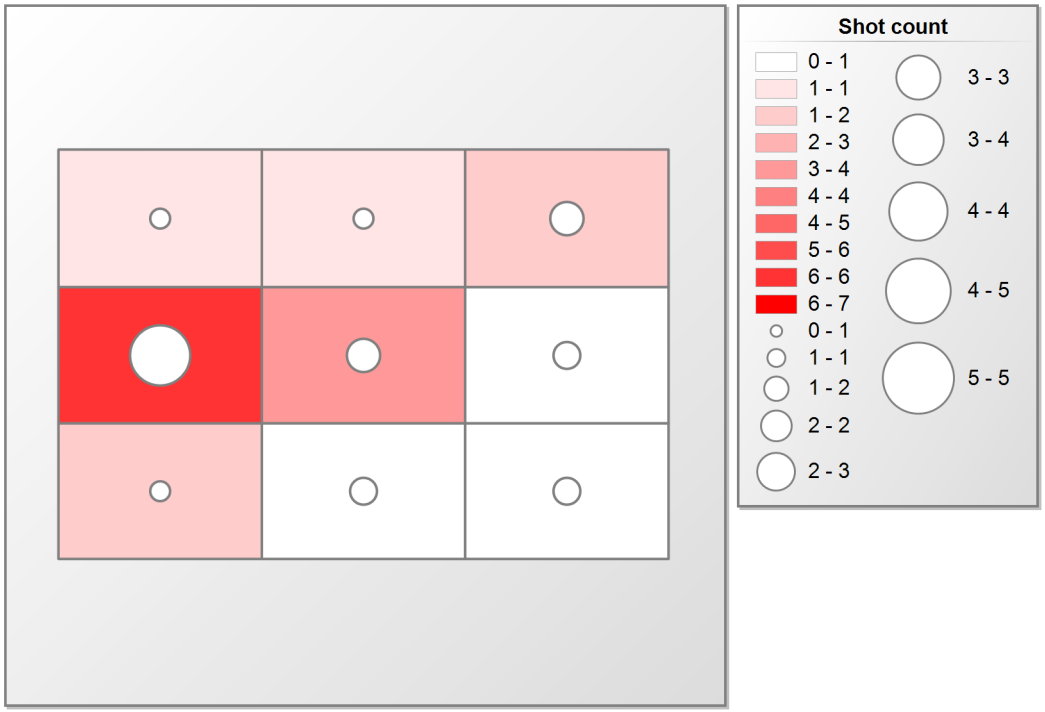

received Goals and shots

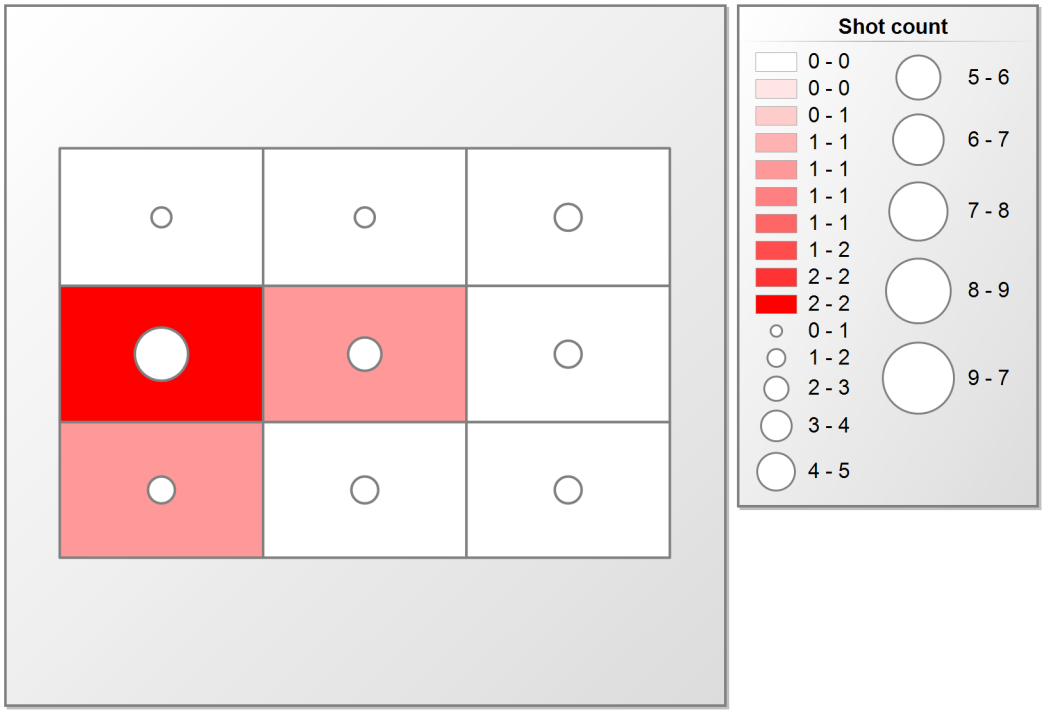

© by Roman Koller (info@floorballstatistics.ch)

Event Statistics

	Defense				Goal received				
	Body	Foot/Leg	Hand/Arm	**Total**	no reaction	**Total**	**Total**	**Saves**	**Saves in %**
1 Matilda Östlund Visén	1	3	6	**10**	1	**1**	**11**	**10**	**90.91**
Total	**1**	**3**	**6**	**10**	**1**	**1**	**11**	**10**	**90.91**

Shots and Saves

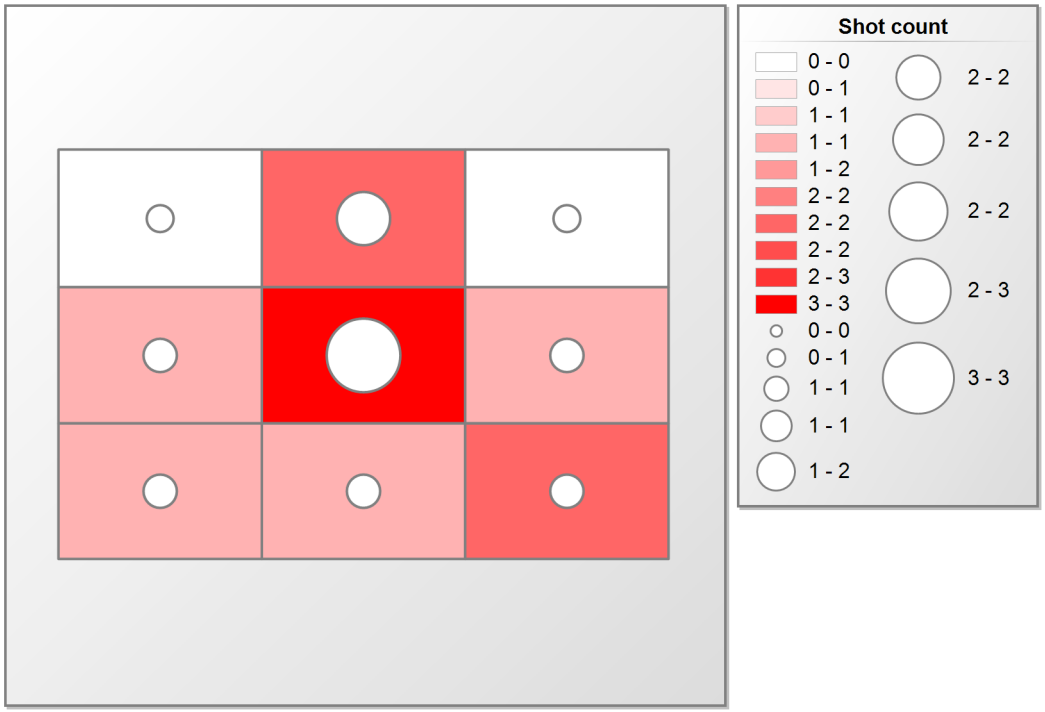

received Goals and shots

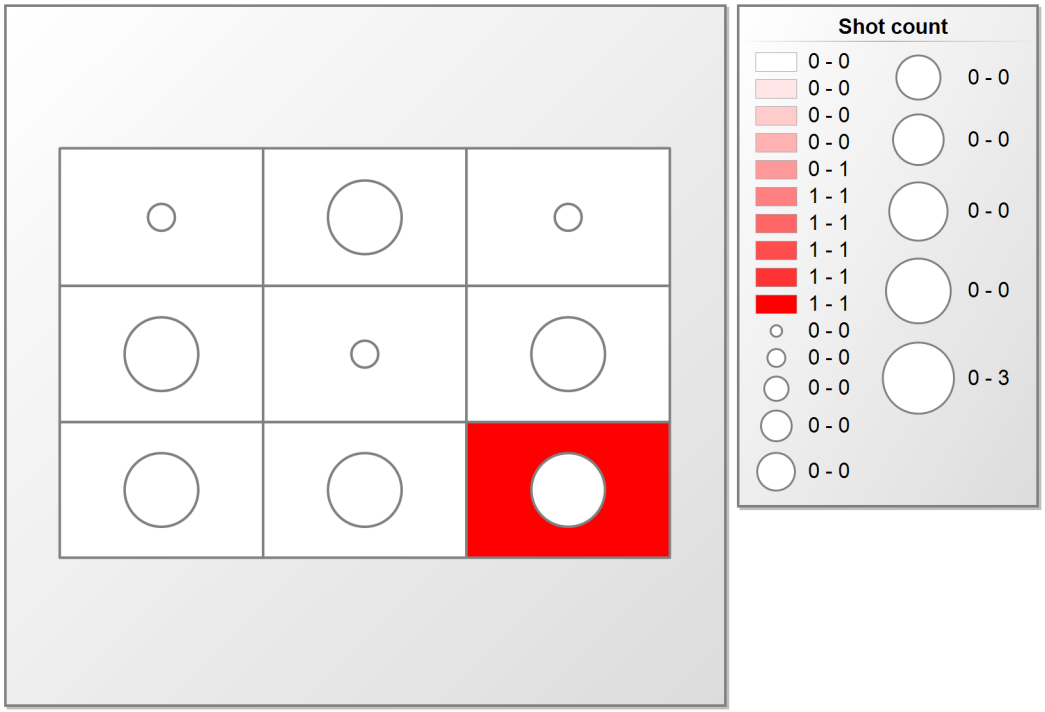

© by Roman Koller (info@floorballstatistics.ch)

EFT 2026

Game Statistics

September 05, 2026 / 13:00:00

vs

Game Statistics

Possession

1st Periode	2nd Periode	3rd Periode	No Data Available	Overall
60.50	60.67	54.83		58.67
39.50	39.33	45.17		41.33
CZE / FIN	CZE / FIN	CZE / FIN		CZE / FIN

Finland

Czechia

	Finland	Czechia
3	**8**	
1st	1	3
2nd	1	1
3rd	1	4
ET	0	0

Shots statistics

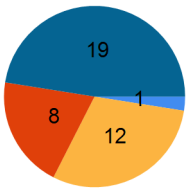

bar blocked missed on goal

	1st	2nd	3rd	ET	Total
bar	0	1	0	0	**1**
blocked	1	5	6	0	**12**
missed	4	2	2	0	**8**
on goal	7	6	6	0	**19**
	12	**14**	**14**	**0**	**40**

Precision (%)	58.33	42.86	42.86	**47.50**
Efficiency (%)	14.29	16.67	16.67	**15.79**

Shots statistics

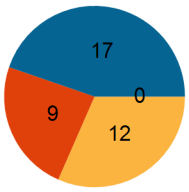

bar blocked missed on goal

	1st	2nd	3rd	ET	Total
bar	0	0	0	0	**0**
blocked	7	2	3	0	**12**
missed	3	4	2	0	**9**
on goal	8	2	7	0	**17**
	18	**8**	**12**	**0**	**38**

Precision (%)	44.44	25.00	58.33	**44.74**
Efficiency (%)	37.50	50.00	57.14	**47.06**

Goalkeeper statistic

	26 Emmi Pölönen	
	Shots	Saves
1st	8	5
	62.50%	
2nd	2	1
	50.00%	
3rd	5	3
	60.00%	
ET	0	0
	NaN	
Total	**15**	**9**
	60.00%	

Goalkeeper statistic

	90 Monika Šolleová	
	Shots	Saves
1st	7	6
	85.71%	
2nd	6	5
	83.33%	
3rd	6	5
	83.33%	
ET	0	0
	NaN	
Total	**19**	**16**
	84.21%	

Penaltytime statistics

	1st	2nd	3rd	Total	Goals
Power play	00:00	01:02	02:58	04:00	1
Box Play	00:00	00:00	02:20	02:20	0

Penaltytime statistics

	1st	2nd	3rd	Total	Goals
Power play	00:00	00:00	02:20	02:20	1
Box Play	00:00	01:02	02:58	04:00	0

© by Roman Koller (info@floorballstatistics.ch)

Game Statistics

Game history

1st Periode

Time	Result	Team	Special Situation	#	Player	#	Assist	Speed
03:31	0-1	Czechia		15	Šárka Staňková	7	Anna Brucháčková	0.00
10:51	1-1	Finland		27	Oona Kauppi	80	My Kippilä	0.00
12:20	1-2	Czechia		92	Vanessa Rebecca Keprtová	87	Pavlína Bačová	0.00
17:00	1-3	Czechia		7	Anna Brucháčková	11	Karolína Klubalová	0.00

2nd Periode

Time	Result	Team	Special Situation	#	Player	#	Assist	Speed
28:35		Czechia	4' Dangerous play	25	Liliana Bolfová			
30:33	2-3	Finland	PowerPlay	80	My Kippilä	7	Josefiina Nissilä	0.00
34:46	2-4	Czechia		9	Nela Jiráková	15	Šárka Staňková	0.00
38:58		Czechia	2' Holding	4	Michaela Kubečková			

3rd Periode

Time	Result	Team	Special Situation	#	Player	#	Assist	Speed
41:31		Finland	2' Obstruction	9	Daniela Westerlund			
41:51	2-5	Czechia	PowerPlay	11	Karolína Klubalová	4	Michaela Kubečková	0.00
43:05	3-5	Finland		27	Oona Kauppi	9	Daniela Westerlund	0.00
44:52		Finland	2' Obstruction	80	My Kippilä			
47:44		Czechia	2' Incorrect hit	27	Nela Kapcová			
51:06	3-6	Czechia	Delayed penalty	13	Michaela Mechlová	77	Dominika Lískovcová	0.00
56:35	3-7	Czechia		9	Nela Jiráková	15	Šárka Staňková	0.00
59:00	3-8	Czechia	empty netter	87	Pavlína Bačová	27	Nela Kapcová	0.00

© by Roman Koller (info@floorballstatistics.ch)

Game Statistics

Finland	Plus/Minus			Shots				Goals		
Player	+	-	balance	Total	on Goal	% on Goal	Efficiency (%)	scored	Assists	in %
4 Järvinen Janella	1	0	1	1	0	0.00	0.00	0	0	0.00
7 Nissilä Josefiina	2	5	-3	6	3	50.00	0.00	0	1	0.00
8 Laitila Alma	2	0	2	0	0	0.00	0.00	0	0	0.00
9 Westerlund Daniela	1	4	-3	3	1	33.33	0.00	0	1	0.00
10 Hämäläinen Suvi	1	4	-3	5	2	40.00	0.00	0	0	0.00
12 Granlund Milla	1	1	0	0	0	0.00	0.00	0	0	0.00
13 Höynälä Meri-Helmi	0	2	-2	0	0	0.00	0.00	0	0	0.00
16 Valtola Ulla	1	2	-1	1	0	0.00	0.00	0	0	0.00
21 Vilenius Veera	0	2	-2	0	0	0.00	0.00	0	0	0.00
27 Kauppi Oona	3	1	2	6	5	83.33	40.00	2	0	66.67
60 Gauffin-Kauste Zara	0	2	-2	2	1	50.00	0.00	0	0	0.00
61 Pietilä Emilia	0	2	-2	3	2	66.67	0.00	0	0	0.00
64 Pitkäkangas Natalia	1	4	-3	4	0	0.00	0.00	0	0	0.00
66 Pietilä Olivia	0	1	-1	2	1	50.00	0.00	0	0	0.00
72 Latvala Iina	0	2	-2	0	0	0.00	0.00	0	0	0.00
79 Purhonen Lotta	0	4	-4	3	2	66.67	0.00	0	0	0.00
80 Kippilä My	2	2	0	4	2	50.00	50.00	1	1	33.33
96 Maikola Henrika	0	3	-3	0	0	0.00	0.00	0	0	0.00
	15	41		**40**	**19**	**47.50**	**15.79**			

Czechia	Plus/Minus			Shots				Goals		
Player	+	-	balance	Total	on Goal	% on Goal	Efficiency (%)	scored	Assists	in %
4 Kubečková Michaela	5	0	5	2	1	50.00	0.00	0	1	0.00
7 Brucháčková Anna	5	0	5	9	6	66.67	16.67	1	1	12.50
8 Gocová Sofie	2	0	2	1	1	100.00	0.00	0	0	0.00
9 Jiráková Nela	5	0	5	5	3	60.00	66.67	2	0	25.00
11 Klubalová Karolína	5	0	5	5	1	20.00	100.00	1	1	12.50
12 Bláhová Monika	1	2	-1	0	0	0.00	0.00	0	0	0.00
13 Mechlová Michaela	1	2	-1	2	1	50.00	100.00	1	0	12.50
15 Staňková Šárka	5	1	4	2	1	50.00	100.00	1	2	12.50
16 Fuchsová Linda	1	2	-1	2	0	0.00	0.00	0	0	0.00
17 Janošová Barbora	0	0	0	0	0	0.00	0.00	0	0	0.00
25 Bolfová Liliana	0	2	-2	1	0	0.00	0.00	0	0	0.00
26 Husková Barbora	1	2	-1	1	0	0.00	0.00	0	0	0.00
27 Kapcová Nela	2	0	2	0	0	0.00	0.00	0	1	0.00
29 Jašková Barbora	0	0	0	0	0	0.00	0.00	0	0	0.00
77 Lískovcová Dominika	1	1	0	1	0	0.00	0.00	0	1	0.00
87 Bačová Pavlína	2	1	1	0	0	0.00	0.00	1	1	12.50
92 Keprtová Vanessa Rebecca	2	1	1	6	3	50.00	33.33	1	0	12.50
93 Stůjová Karolína	2	1	1	1	0	0.00	0.00	0	0	0.00
	40	15		**38**	**17**	**44.74**	**47.06**			

© by Roman Koller (info@floorballstatistics.ch)

Shot Statistics

Finland

Overall

Czechia

bar	0	0.00 %
blocked	0	0.00 %
on goal	0	0.00 %
missed	1	100.00 %
Shots	**1**	**2.50 %**
Scores	**0**	**0.00 %**

bar	0	0.00 %
blocked	0	0.00 %
missed	0	0.00 %
on goal	4	100.00 %
Shots	**4**	**10.00 %**
Scores	**0**	**0.00 %**

blocked	0	0.00 %
missed	0	0.00 %
bar	1	33.33 %
on goal	2	66.67 %
Shots	**3**	**7.50 %**
Scores	**0**	**0.00 %**

bar	0	0.00 %
missed	0	0.00 %
blocked	2	28.57 %
on goal	5	71.43 %
Shots	**7**	**17.50 %**
Scores	**0**	**0.00 %**

bar	0	0.00 %
blocked	1	16.67 %
on goal	2	33.33 %
missed	3	50.00 %
Shots	**6**	**15.00 %**
Scores	**0**	**0.00 %**

bar	0	0.00 %
missed	1	8.33 %
on goal	5	41.67 %
blocked	6	50.00 %
Shots	**12**	**30.00 %**
Scores	**3**	**100.00 %**

bar	0	0.00 %
blocked	0	0.00 %
missed	0	0.00 %
on goal	0	0.00 %
Shots	**0**	**0.00 %**
Scores	**0**	**0.00 %**

bar	0	0.00 %
on goal	1	16.67 %
missed	2	33.33 %
blocked	3	50.00 %
Shots	**6**	**15.00 %**
Scores	**0**	**0.00 %**

bar	0	0.00 %
blocked	0	0.00 %
on goal	0	0.00 %
missed	1	100.00 %
Shots	**1**	**2.50 %**
Scores	**0**	**0.00 %**

bar	0	0.00 %
missed	8	20.00 %
blocked	12	30.00 %
on goal	19	47.50 %
Shots	**40**	
Scores	**3**	

bar	0	0.00 %
blocked	0	0.00 %
missed	0	0.00 %
on goal	0	0.00 %
Shots	**0**	**0.00 %**
Scores	**0**	**0.00 %**

bar	0	0.00 %
blocked	0	0.00 %
missed	2	18.18 %
on goal	9	81.82 %
Shots	**11**	**28.95 %**
Scores	**4**	**50.00 %**

bar	0	0.00 %
blocked	0	0.00 %
missed	0	0.00 %
on goal	0	0.00 %
Shots	**0**	**0.00 %**
Scores	**0**	**0.00 %**

bar	0	0.00 %
missed	0	0.00 %
blocked	4	100.00 %
on goal	0	0.00 %
Shots	**4**	**10.53 %**
Scores	**0**	**0.00 %**

bar	0	0.00 %
blocked	3	23.08 %
on goal	4	30.77 %
missed	6	46.15 %
Shots	**13**	**34.21 %**
Scores	**2**	**25.00 %**

bar	0	0.00 %
missed	1	16.67 %
blocked	2	33.33 %
on goal	3	50.00 %
Shots	**6**	**15.79 %**
Scores	**2**	**25.00 %**

bar	0	0.00 %
blocked	0	0.00 %
missed	0	0.00 %
on goal	0	0.00 %
Shots	**0**	**0.00 %**
Scores	**0**	**0.00 %**

bar	0	0.00 %
missed	0	0.00 %
on goal	1	25.00 %
blocked	3	75.00 %
Shots	**4**	**10.53 %**
Scores	**0**	**0.00 %**

bar	0	0.00 %
blocked	0	0.00 %
missed	0	0.00 %
on goal	0	0.00 %
Shots	**0**	**0.00 %**
Scores	**0**	**0.00 %**

bar	0	0.00 %
missed	9	23.68 %
blocked	12	31.58 %
on goal	17	44.74 %
Shots	**38**	
Scores	**8**	

© by Roman Koller (info@floorballstatistics.ch)

Shot Statistics

Finland

1st Periode

Czechia

bar	0	0.00 %
blocked	0	0.00 %
on goal	0	0.00 %
missed	1	100.00 %
Shots	**1**	**8.33 %**
Scores	**0**	**0.00 %**

bar	0	0.00 %
blocked	0	0.00 %
missed	0	0.00 %
on goal	1	100.00 %
Shots	**1**	**8.33 %**
Scores	**0**	**0.00 %**

bar	0	0.00 %
blocked	0	0.00 %
missed	0	0.00 %
on goal	0	0.00 %
Shots	**0**	**0.00 %**
Scores	**0**	**0.00 %**

bar	0	0.00 %
blocked	0	0.00 %
missed	0	0.00 %
on goal	2	100.00 %
Shots	**2**	**16.67 %**
Scores	**0**	**0.00 %**

bar	0	0.00 %
blocked	0	0.00 %
missed	1	50.00 %
on goal	1	50.00 %
Shots	**2**	**16.67 %**
Scores	**0**	**0.00 %**

bar	0	0.00 %
blocked	0	0.00 %
missed	0	0.00 %
on goal	3	100.00 %
Shots	**3**	**25.00 %**
Scores	**1**	**100.00 %**

bar	0	0.00 %
blocked	0	0.00 %
missed	0	0.00 %
on goal	0	0.00 %
Shots	**0**	**0.00 %**
Scores	**0**	**0.00 %**

bar	0	0.00 %
on goal	0	0.00 %
blocked	1	50.00 %
missed	1	50.00 %
Shots	**2**	**16.67 %**
Scores	**0**	**0.00 %**

bar	0	0.00 %
blocked	0	0.00 %
on goal	0	0.00 %
missed	1	100.00 %
Shots	**1**	**8.33 %**
Scores	**0**	**0.00 %**

bar	0	0.00 %
blocked	0	0.00 %
missed	0	0.00 %
on goal	0	0.00 %
Shots	**0**	**0.00 %**
Scores	**0**	**0.00 %**

bar	0	0.00 %
blocked	0	0.00 %
missed	2	28.57 %
on goal	5	71.43 %
Shots	**7**	**38.89 %**
Scores	**2**	**66.67 %**

bar	0	0.00 %
blocked	0	0.00 %
missed	0	0.00 %
on goal	0	0.00 %
Shots	**0**	**0.00 %**
Scores	**0**	**0.00 %**

bar	0	0.00 %
missed	0	0.00 %
on goal	0	0.00 %
blocked	2	100.00 %
Shots	**2**	**11.11 %**
Scores	**0**	**0.00 %**

bar	0	0.00 %
missed	1	25.00 %
on goal	1	25.00 %
blocked	2	50.00 %
Shots	**4**	**22.22 %**
Scores	**1**	**33.33 %**

bar	0	0.00 %
missed	0	0.00 %
blocked	1	50.00 %
on goal	1	50.00 %
Shots	**2**	**11.11 %**
Scores	**0**	**0.00 %**

bar	0	0.00 %
blocked	0	0.00 %
missed	0	0.00 %
on goal	0	0.00 %
Shots	**0**	**0.00 %**
Scores	**0**	**0.00 %**

bar	0	0.00 %
missed	0	0.00 %
on goal	1	33.33 %
blocked	2	66.67 %
Shots	**3**	**16.67 %**
Scores	**0**	**0.00 %**

bar	0	0.00 %
blocked	0	0.00 %
missed	0	0.00 %
on goal	0	0.00 %
Shots	**0**	**0.00 %**
Scores	**0**	**0.00 %**

bar	0	0.00 %
blocked	1	8.33 %
missed	4	33.33 %
on goal	7	58.33 %
Shots	**12**	
Scores	**1**	

bar	0	0.00 %
missed	3	16.67 %
blocked	7	38.89 %
on goal	8	44.44 %
Shots	**18**	
Scores	**3**	

© by Roman Koller (info@floorballstatistics.ch)

Shot Statistics

Finland

2nd Periode

Czechia

bar	0	0.00 %
blocked	0	0.00 %
missed	0	0.00 %
on goal	0	0.00 %
Shots	**0**	**0.00 %**
Scores	**0**	**0.00 %**

bar	0	0.00 %
blocked	0	0.00 %
missed	0	0.00 %
on goal	1	100.00 %
Shots	**1**	**7.14 %**
Scores	**0**	**0.00 %**

blocked	0	0.00 %
missed	0	0.00 %
bar	1	33.33 %
on goal	2	66.67 %
Shots	**3**	**21.43 %**
Scores	**0**	**0.00 %**

bar	0	0.00 %
blocked	0	0.00 %
missed	0	0.00 %
on goal	1	100.00 %
Shots	**1**	**7.14 %**
Scores	**0**	**0.00 %**

bar	0	0.00 %
blocked	0	0.00 %
on goal	1	33.33 %
missed	2	66.67 %
Shots	**3**	**21.43 %**
Scores	**0**	**0.00 %**

bar	0	0.00 %
missed	0	0.00 %
on goal	1	25.00 %
blocked	3	75.00 %
Shots	**4**	**28.57 %**
Scores	**1**	**100.00 %**

bar	0	0.00 %
blocked	0	0.00 %
missed	0	0.00 %
on goal	0	0.00 %
Shots	**0**	**0.00 %**
Scores	**0**	**0.00 %**

bar	0	0.00 %
missed	0	0.00 %
on goal	0	0.00 %
blocked	2	100.00 %
Shots	**2**	**14.29 %**
Scores	**0**	**0.00 %**

bar	0	0.00 %
blocked	0	0.00 %
missed	0	0.00 %
on goal	0	0.00 %
Shots	**0**	**0.00 %**
Scores	**0**	**0.00 %**

bar	0	0.00 %
blocked	0	0.00 %
missed	0	0.00 %
on goal	0	0.00 %
Shots	**0**	**0.00 %**
Scores	**0**	**0.00 %**

bar	0	0.00 %
blocked	0	0.00 %
missed	0	0.00 %
on goal	0	0.00 %
Shots	**0**	**0.00 %**
Scores	**0**	**0.00 %**

bar	0	0.00 %
blocked	1	20.00 %
on goal	1	20.00 %
missed	3	60.00 %
Shots	**5**	**62.50 %**
Scores	**0**	**0.00 %**

bar	0	0.00 %
blocked	0	0.00 %
missed	1	50.00 %
on goal	1	50.00 %
Shots	**2**	**25.00 %**
Scores	**1**	**100.00 %**

bar	0	0.00 %
blocked	0	0.00 %
missed	0	0.00 %
on goal	0	0.00 %
Shots	**0**	**0.00 %**
Scores	**0**	**0.00 %**

bar	0	0.00 %
missed	0	0.00 %
on goal	0	0.00 %
blocked	1	100.00 %
Shots	**1**	**12.50 %**
Scores	**0**	**0.00 %**

bar	0	0.00 %
blocked	0	0.00 %
missed	0	0.00 %
on goal	0	0.00 %
Shots	**0**	**0.00 %**
Scores	**0**	**0.00 %**

bar	1	7.14 %
missed	2	14.29 %
blocked	5	35.71 %
on goal	6	42.86 %
Shots	**14**	
Scores	**1**	

bar	0	0.00 %
blocked	2	25.00 %
on goal	2	25.00 %
missed	4	50.00 %
Shots	**8**	
Scores	**1**	

© by Roman Koller (info@floorballstatistics.ch)

Shot Statistics

Finland

3rd Periode

Czechia

bar	0	0.00 %
blocked	0	0.00 %
missed	0	0.00 %
on goal	0	0.00 %
Shots	**0**	**0.00 %**
Scores	**0**	**0.00 %**

bar	0	0.00 %
blocked	0	0.00 %
missed	0	0.00 %
on goal	2	100.00 %
Shots	**2**	**14.29 %**
Scores	**0**	**0.00 %**

bar	0	0.00 %
blocked	0	0.00 %
missed	0	0.00 %
on goal	0	0.00 %
Shots	**0**	**0.00 %**
Scores	**0**	**0.00 %**

bar	0	0.00 %
blocked	0	0.00 %
missed	0	0.00 %
on goal	0	0.00 %
Shots	**0**	**0.00 %**
Scores	**0**	**0.00 %**

bar	0	0.00 %
blocked	0	0.00 %
missed	0	0.00 %
on goal	4	100.00 %
Shots	**4**	**33.33 %**
Scores	**2**	**50.00 %**

bar	0	0.00 %
blocked	0	0.00 %
missed	0	0.00 %
on goal	0	0.00 %
Shots	**0**	**0.00 %**
Scores	**0**	**0.00 %**

bar	0	0.00 %
missed	0	0.00 %
blocked	2	50.00 %
on goal	2	50.00 %
Shots	**4**	**28.57 %**
Scores	**0**	**0.00 %**

bar	0	0.00 %
missed	0	0.00 %
on goal	0	0.00 %
blocked	1	100.00 %
Shots	**1**	**7.14 %**
Scores	**0**	**0.00 %**

bar	0	0.00 %
missed	1	20.00 %
on goal	1	20.00 %
blocked	3	60.00 %
Shots	**5**	**35.71 %**
Scores	**1**	**100.00 %**

bar	0	0.00 %
missed	0	0.00 %
on goal	0	0.00 %
blocked	2	100.00 %
Shots	**2**	**16.67 %**
Scores	**0**	**0.00 %**

bar	0	0.00 %
blocked	0	0.00 %
missed	2	50.00 %
on goal	2	50.00 %
Shots	**4**	**33.33 %**
Scores	**1**	**25.00 %**

bar	0	0.00 %
missed	0	0.00 %
blocked	1	50.00 %
on goal	1	50.00 %
Shots	**2**	**16.67 %**
Scores	**1**	**25.00 %**

bar	0	0.00 %
blocked	0	0.00 %
missed	0	0.00 %
on goal	0	0.00 %
Shots	**0**	**0.00 %**
Scores	**0**	**0.00 %**

bar	0	0.00 %
blocked	0	0.00 %
missed	0	0.00 %
on goal	0	0.00 %
Shots	**0**	**0.00 %**
Scores	**0**	**0.00 %**

bar	0	0.00 %
blocked	0	0.00 %
missed	1	50.00 %
on goal	1	50.00 %
Shots	**2**	**14.29 %**
Scores	**0**	**0.00 %**

bar	0	0.00 %
blocked	0	0.00 %
missed	0	0.00 %
on goal	0	0.00 %
Shots	**0**	**0.00 %**
Scores	**0**	**0.00 %**

bar	0	0.00 %
blocked	0	0.00 %
missed	0	0.00 %
on goal	0	0.00 %
Shots	**0**	**0.00 %**
Scores	**0**	**0.00 %**

bar	0	0.00 %
missed	2	14.29 %
blocked	6	42.86 %
on goal	6	42.86 %
Shots	**14**	
Scores	**1**	

bar	0	0.00 %
missed	2	16.67 %
blocked	3	25.00 %
on goal	7	58.33 %
Shots	**12**	
Scores	**4**	

© by Roman Koller (info@floorballstatistics.ch)

Time on Field Statistics

Finland

Overall

Czechia

Player	Shifts	Time on Field	Avg. Shift Duration
4 Järvinen Janella	20	00:12:37	00:00:37
7 Nissilä Josefiina	42	00:25:35	00:00:36
8 Laitila Alma	23	00:14:37	00:00:38
9 Westerlund Daniela	27	00:16:18	00:00:36
10 Hämäläinen Suvi	38	00:20:49	00:00:32
12 Granlund Milla	31	00:18:27	00:00:35
13 Höynälä Meri-Helmi	16	00:11:17	00:00:42
16 Valtola Ulla	14	00:08:12	00:00:35
21 Vilenius Veera	12	00:06:14	00:00:31
27 Kauppi Oona	42	00:23:07	00:00:33
60 Gauffin-Kauste Zara	26	00:13:25	00:00:30
61 Pietilä Emilia	38	00:18:59	00:00:29
64 Pitkäkangas Natalia	42	00:23:43	00:00:33
66 Pietilä Olivia	31	00:16:34	00:00:32
72 Latvala Iina	17	00:08:33	00:00:30
79 Purhonen Lotta	32	00:15:34	00:00:29
80 Kippilä My	38	00:20:14	00:00:31
96 Maikola Henrika	35	00:17:55	00:00:30

Player	Shifts	Time on Field	Avg. Shift Duration
4 Kubečková Michaela	34	00:19:12	00:00:33
7 Brucháčková Anna	47	00:26:49	00:00:34
8 Gocová Sofie	38	00:18:50	00:00:29
9 Jiráková Nela	51	00:26:37	00:00:31
11 Klubalová Karolína	44	00:26:24	00:00:36
12 Bláhová Monika	32	00:11:53	00:00:22
13 Mechlová Michaela	33	00:13:03	00:00:23
15 Staňková Šárka	48	00:27:45	00:00:34
16 Fuchsová Linda	30	00:12:36	00:00:25
17 Janošová Barbora	0	00:00:00	00:00:00
25 Bolfová Liliana	25	00:09:56	00:00:23
26 Husková Barbora	31	00:13:00	00:00:25
27 Kapcová Nela	34	00:17:40	00:00:31
29 Jašková Barbora	0	00:00:00	00:00:00
77 Lískovcová Dominika	10	00:04:40	00:00:28
87 Bačová Pavlína	39	00:19:40	00:00:30
92 Keprtová Vanessa Rebecca	41	00:20:23	00:00:29
93 Stůjová Karolína	39	00:19:15	00:00:29

© by Roman Koller (info@floorballstatistics.ch)

Time on Field Statistics

Finland

1st Periode

Czechia

Player	Shifts	Time on Field	Avg. Shift Duration
4 Järvinen Janella	13	00:07:22	00:00:34
7 Nissilä Josefiina	10	00:07:10	00:00:43
8 Laitila Alma	12	00:06:57	00:00:34
9 Westerlund Daniela	10	00:07:12	00:00:43
10 Hämäläinen Suvi	11	00:07:01	00:00:38
12 Granlund Milla	12	00:07:01	00:00:35
13 Höynälä Meri-Helmi	10	00:07:11	00:00:43
16 Valtola Ulla	0	00:00:00	00:00:00
21 Vilenius Veera	0	00:00:00	00:00:00
27 Kauppi Oona	12	00:06:38	00:00:33
60 Gauffin-Kauste Zara	11	00:05:29	00:00:29
61 Pietilä Emilia	12	00:05:40	00:00:28
64 Pitkäkangas Natalia	12	00:07:12	00:00:36
66 Pietilä Olivia	11	00:05:16	00:00:28
72 Latvala Iina	0	00:00:00	00:00:00
79 Purhonen Lotta	11	00:05:04	00:00:27
80 Kippilä My	10	00:05:07	00:00:30
96 Maikola Henrika	14	00:06:27	00:00:27

Player	Shifts	Time on Field	Avg. Shift Duration
4 Kubečková Michaela	13	00:07:04	00:00:32
7 Brucháčková Anna	13	00:07:18	00:00:33
8 Gocová Sofie	14	00:06:03	00:00:25
9 Jiráková Nela	14	00:07:09	00:00:30
11 Klubalová Karolína	12	00:06:59	00:00:34
12 Bláhová Monika	14	00:05:28	00:00:23
13 Mechlová Michaela	16	00:05:55	00:00:22
15 Staňková Šárka	15	00:07:21	00:00:29
16 Fuchsová Linda	16	00:06:02	00:00:22
17 Janošová Barbora	0	00:00:00	00:00:00
25 Bolfová Liliana	17	00:06:14	00:00:22
26 Husková Barbora	15	00:06:04	00:00:24
27 Kapcová Nela	12	00:05:58	00:00:29
29 Jašková Barbora	0	00:00:00	00:00:00
77 Lískovcová Dominika	0	00:00:00	00:00:00
87 Bačová Pavlína	12	00:06:03	00:00:30
92 Keprtová Vanessa Rebecca	14	00:06:11	00:00:26
93 Stůjová Karolína	13	00:05:50	00:00:26

© by Roman Koller (info@floorballstatistics.ch)

Time on Field Statistics

Finland

2nd Periode

Czechia

Player	Shifts	Time on Field	Avg. Shift Duration
4 Järvinen Janella	7	00:05:15	00:00:45
7 Nissilä Josefiina	14	00:09:46	00:00:41
8 Laitila Alma	7	00:05:05	00:00:43
9 Westerlund Daniela	9	00:04:44	00:00:31
10 Hämäläinen Suvi	12	00:08:22	00:00:41
12 Granlund Milla	9	00:05:11	00:00:34
13 Höynälä Meri-Helmi	5	00:03:01	00:00:36
16 Valtola Ulla	3	00:01:53	00:00:37
21 Vilenius Veera	0	00:00:00	00:00:00
27 Kauppi Oona	13	00:09:35	00:00:44
60 Gauffin-Kauste Zara	10	00:04:41	00:00:28
61 Pietilä Emilia	11	00:05:25	00:00:29
64 Pitkäkangas Natalia	13	00:09:38	00:00:44
66 Pietilä Olivia	10	00:04:53	00:00:29
72 Latvala Iina	4	00:02:00	00:00:30
79 Purhonen Lotta	10	00:05:10	00:00:31
80 Kippilä My	14	00:09:13	00:00:39
96 Maikola Henrika	11	00:05:28	00:00:29

Player	Shifts	Time on Field	Avg. Shift Duration
4 Kubečková Michaela	9	00:04:15	00:00:28
7 Brucháčková Anna	15	00:08:31	00:00:34
8 Gocová Sofie	8	00:06:09	00:00:46
9 Jiráková Nela	16	00:08:13	00:00:30
11 Klubalová Karolína	15	00:08:33	00:00:34
12 Bláhová Monika	11	00:03:56	00:00:21
13 Mechlová Michaela	11	00:04:31	00:00:24
15 Staňková Šárka	15	00:09:32	00:00:38
16 Fuchsová Linda	8	00:03:57	00:00:29
17 Janošová Barbora	0	00:00:00	00:00:00
25 Bolfová Liliana	8	00:03:42	00:00:27
26 Husková Barbora	10	00:04:19	00:00:25
27 Kapcová Nela	10	00:06:05	00:00:36
29 Jašková Barbora	0	00:00:00	00:00:00
77 Lískovcová Dominika	4	00:02:03	00:00:30
87 Bačová Pavlína	11	00:06:59	00:00:38
92 Keprtová Vanessa Rebecca	9	00:06:37	00:00:44
93 Stůjová Karolína	11	00:06:53	00:00:37

© by Roman Koller (info@floorballstatistics.ch)

Time on Field Statistics

Finland

3rd Periode

Czechia

Player	Shifts	Time on Field	Avg. Shift Duration
4 Järvinen Janella	0	00:00:00	00:00:00
7 Nissilä Josefiina	18	00:08:39	00:00:28
8 Laitila Alma	4	00:02:35	00:00:38
9 Westerlund Daniela	8	00:04:22	00:00:32
10 Hämäläinen Suvi	15	00:05:26	00:00:21
12 Granlund Milla	10	00:06:15	00:00:37
13 Höynälä Meri-Helmi	1	00:01:05	00:01:05
16 Valtola Ulla	11	00:06:19	00:00:34
21 Vilenius Veera	12	00:06:14	00:00:31
27 Kauppi Oona	17	00:06:54	00:00:24
60 Gauffin-Kauste Zara	5	00:03:15	00:00:39
61 Pietilä Emilia	15	00:07:54	00:00:31
64 Pitkäkangas Natalia	17	00:06:53	00:00:24
66 Pietilä Olivia	10	00:06:25	00:00:38
72 Latvala Iina	13	00:06:33	00:00:30
79 Purhonen Lotta	11	00:05:20	00:00:29
80 Kippilä My	14	00:05:54	00:00:25
96 Maikola Henrika	10	00:06:00	00:00:36

Player	Shifts	Time on Field	Avg. Shift Duration
4 Kubečková Michaela	12	00:07:53	00:00:39
7 Brucháčková Anna	19	00:11:00	00:00:34
8 Gocová Sofie	16	00:06:38	00:00:24
9 Jiráková Nela	21	00:11:15	00:00:32
11 Klubalová Karolína	17	00:10:52	00:00:38
12 Bláhová Monika	7	00:02:29	00:00:21
13 Mechlová Michaela	6	00:02:37	00:00:26
15 Staňková Šárka	18	00:10:52	00:00:36
16 Fuchsová Linda	6	00:02:37	00:00:26
17 Janošová Barbora	0	00:00:00	00:00:00
25 Bolfová Liliana	0	00:00:00	00:00:00
26 Husková Barbora	6	00:02:37	00:00:26
27 Kapcová Nela	12	00:05:37	00:00:28
29 Jašková Barbora	0	00:00:00	00:00:00
77 Lískovcová Dominika	6	00:02:37	00:00:26
87 Bačová Pavlína	16	00:06:38	00:00:24
92 Keprtová Vanessa Rebecca	18	00:07:35	00:00:25
93 Stůjová Karolína	15	00:06:32	00:00:26

© by Roman Koller (info@floorballstatistics.ch)

EFT 2026

Game Statistics

September 05, 2026 / 16:00:00



vs

Game Statistics

Possession

1st Periode

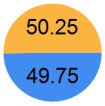

2nd Periode

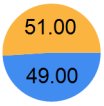

3rd Periode

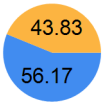

No Data Available

Overall

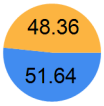

Switzerland

	1	6
1st	0	1
2nd	0	3
3rd	1	2
ET	0	0

Sweden

Shots statistics

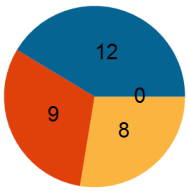

	1st	2nd	3rd	ET	Total
bar	0	0	0	0	**0**
blocked	3	3	2	0	**8**
missed	1	3	5	0	**9**
on goal	4	3	5	0	**12**
	8	**9**	**12**	**0**	**29**

Precision (%)	50.00	33.33	41.67	**41.38**
Efficiency (%)	0.00	0.00	20.00	**8.33**

Shots statistics

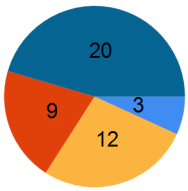

	1st	2nd	3rd	ET	Total
bar	0	1	2	0	**3**
blocked	6	2	4	0	**12**
missed	3	3	3	0	**9**
on goal	7	8	5	0	**20**
	16	**14**	**14**	**0**	**44**

Precision (%)	43.75	57.14	35.71	**45.45**
Efficiency (%)	14.29	37.50	40.00	**30.00**

Goalkeeper statistic

	1 Ladina Töndury	
	Shots	Saves
1st	7	6
	85.71%	
2nd	8	5
	62.50%	
3rd	4	3
	75.00%	
ET	0	0
	NaN	
Total	**19**	**14**
	73.68%	

Goalkeeper statistic

	1 Matilda Östlund Visén	
	Shots	Saves
1st	3	3
	100.00%	
2nd	3	3
	100.00%	
3rd	5	4
	80.00%	
ET	0	0
	NaN	
Total	**11**	**10**
	90.91%	

Penaltytime statistics

	1st	2nd	3rd	Total	Goals
Power play	00:36	01:24	00:00	02:00	0
Box Play	01:03	00:00	00:00	01:03	0

Penaltytime statistics

	1st	2nd	3rd	Total	Goals
Power play	01:03	00:00	00:00	01:03	1
Box Play	00:36	01:24	00:00	02:00	0

© by Roman Koller (info@floorballstatistics.ch)

Game Statistics

Game history

1st Periode

Time	Result	Team	Special Situation	#	Player	#	Assist	Speed
12:51		Switzerland	2' Incorrect hit	4	Mirjam Wyss			
13:54	0-1	Sweden	PowerPlay	47	Hanna Nordstrand	11	Maja Viström	0.00
19:24		Sweden	2' Incorrect hit	38	Linnéa Hammar			

2nd Periode

Time	Result	Team	Special Situation	#	Player	#	Assist	Speed
22:32	0-2	Sweden		38	Linnéa Hammar	15	Matilda Lindgren	0.00
28:53		Sweden	Time Out					
29:21	0-3	Sweden		17	Emma Stenberg	36	Amanda Ljunggren	0.00
35:18		Switzerland	Time Out					
38:26	0-4	Sweden		21	Tilde Sandlund	47	Hanna Nordstrand	0.00

3rd Periode

Time	Result	Team	Special Situation	#	Player	#	Assist	Speed
41:14	0-5	Sweden		36	Amanda Ljunggren	17	Emma Stenberg	0.00
41:42	1-5	Switzerland		22	Ronja Niederberger	12	Seraina Fitzi	0.00
58:58	1-6	Sweden	empty netter	38	Linnéa Hammar	11	Maja Viström	0.00

© by Roman Koller (info@floorballstatistics.ch)

Game Statistics

Switzerland	Plus/Minus			Shots				Goals		
Player	+	-	balance	Total	on Goal	% on Goal	Efficiency (%)	scored	Assists	in %
3 Ritter Naja	0	1	-1	0	0	0.00	0.00	0	0	0.00
4 Wyss Mirjam	0	4	-4	3	2	66.67	0.00	0	0	0.00
7 Ediz Laila	0	2	-2	0	0	0.00	0.00	0	0	0.00
8 Härtsch Anne	1	1	0	1	0	0.00	0.00	0	0	0.00
9 Larsson Linn	0	2	-2	1	0	0.00	0.00	0	0	0.00
10 Stettler Céline	1	1	0	3	1	33.33	0.00	0	0	0.00
11 Wick Marcia	1	1	0	0	0	0.00	0.00	0	0	0.00
12 Fitzi Seraina	1	2	-1	2	0	0.00	0.00	0	1	0.00
13 von Arx Lisa	0	3	-3	3	1	33.33	0.00	0	0	0.00
14 Morf Annika	0	0	0	2	1	50.00	0.00	0	0	0.00
17 Gerig Isabelle	0	2	-2	5	1	20.00	0.00	0	0	0.00
19 Reusser Norina	0	0	0	0	0	0.00	0.00	0	0	0.00
21 Suter Lea	0	3	-3	3	2	66.67	0.00	0	0	0.00
22 Niederberger Ronja	1	1	0	2	1	50.00	100.00	1	0	100.00
23 Faisst Annina	0	3	-3	2	1	50.00	0.00	0	0	0.00
25 Behuli Gentiana	0	2	-2	1	1	100.00	0.00	0	0	0.00
26 Spichiger Nathalie	0	1	-1	1	1	100.00	0.00	0	0	0.00
28 Gredig Chiara	0	2	-2	0	0	0.00	0.00	0	0	0.00
	5	31		**29**	**12**	**41.38**	**8.33**			

Sweden	Plus/Minus			Shots				Goals		
Player	+	-	balance	Total	on Goal	% on Goal	Efficiency (%)	scored	Assists	in %
4 Stenvall Jonna	2	0	2	0	0	0.00	0.00	0	0	0.00
5 Ekenlinde Mathilda	2	1	1	2	1	50.00	0.00	0	0	0.00
8 Rasmussen Ellen	0	0	0	0	0	0.00	0.00	0	0	0.00
9 Boric Svärd Sandra	2	0	2	3	1	33.33	0.00	0	0	0.00
11 Viström Maja	3	0	3	5	0	0.00	0.00	0	2	0.00
12 Bäckstedt Ellen	3	0	3	6	1	16.67	0.00	0	0	0.00
14 Vuontisvaara Jonna	2	0	2	2	1	50.00	0.00	0	0	0.00
15 Lindgren Matilda	3	0	3	5	3	60.00	0.00	0	1	0.00
17 Stenberg Emma	2	0	2	2	2	100.00	50.00	1	1	16.67
21 Sandlund Tilde	1	1	0	4	3	75.00	33.33	1	0	16.67
22 Öhgren Nellie	1	1	0	1	0	0.00	0.00	0	0	0.00
25 Moa Johansson	2	0	2	0	0	0.00	0.00	0	0	0.00
27 Andersson Moa	0	0	0	0	0	0.00	0.00	0	0	0.00
29 Hedman Linnéa	1	1	0	0	0	0.00	0.00	0	0	0.00
36 Ljunggren Amanda	2	0	2	4	2	50.00	50.00	1	1	16.67
38 Hammar Linnéa	2	0	2	2	1	50.00	200.00	2	0	33.33
47 Nordstrand Hanna	2	1	1	8	5	62.50	20.00	1	1	16.67
88 Lundin Ellen	0	0	0	0	0	0.00	0.00	0	0	0.00
	30	5		**44**	**20**	**45.45**	**30.00**			

© by Roman Koller (info@floorballstatistics.ch)

Shot Statistics

Switzerland

Overall

Sweden

bar	0	0.00 %
blocked	0	0.00 %
missed	0	0.00 %
on goal	1	100.00 %
Shots	**1**	**3.45 %**
Scores	**0**	**0.00 %**

bar	0	0.00 %
blocked	0	0.00 %
missed	1	50.00 %
on goal	1	50.00 %
Shots	**2**	**6.90 %**
Scores	**1**	**100.00 %**

bar	0	0.00 %
missed	0	0.00 %
blocked	1	50.00 %
on goal	1	50.00 %
Shots	**2**	**6.90 %**
Scores	**0**	**0.00 %**

bar	0	0.00 %
on goal	1	16.67 %
missed	2	33.33 %
blocked	3	50.00 %
Shots	**6**	**20.69 %**
Scores	**0**	**0.00 %**

bar	0	0.00 %
blocked	0	0.00 %
on goal	3	42.86 %
missed	4	57.14 %
Shots	**7**	**24.14 %**
Scores	**0**	**0.00 %**

bar	0	0.00 %
blocked	0	0.00 %
missed	0	0.00 %
on goal	2	100.00 %
Shots	**2**	**6.90 %**
Scores	**0**	**0.00 %**

bar	0	0.00 %
blocked	0	0.00 %
missed	0	0.00 %
on goal	0	0.00 %
Shots	**0**	**0.00 %**
Scores	**0**	**0.00 %**

bar	0	0.00 %
missed	1	14.29 %
on goal	2	28.57 %
blocked	4	57.14 %
Shots	**7**	**24.14 %**
Scores	**0**	**0.00 %**

bar	0	0.00 %
blocked	0	0.00 %
missed	1	50.00 %
on goal	1	50.00 %
Shots	**2**	**6.90 %**
Scores	**0**	**0.00 %**

bar	0	0.00 %
blocked	0	0.00 %
missed	0	0.00 %
on goal	0	0.00 %
Shots	**0**	**0.00 %**
Scores	**0**	**0.00 %**

missed	0	0.00 %
bar	1	14.29 %
blocked	2	28.57 %
on goal	4	57.14 %
Shots	**7**	**15.91 %**
Scores	**1**	**16.67 %**

bar	0	0.00 %
missed	0	0.00 %
on goal	0	0.00 %
blocked	1	100.00 %
Shots	**1**	**2.27 %**
Scores	**0**	**0.00 %**

bar	1	5.26 %
missed	5	26.32 %
on goal	5	26.32 %
blocked	8	42.11 %
Shots	**19**	**43.18 %**
Scores	**1**	**16.67 %**

bar	1	12.50 %
blocked	1	12.50 %
missed	2	25.00 %
on goal	4	50.00 %
Shots	**8**	**18.18 %**
Scores	**3**	**50.00 %**

bar	0	0.00 %
blocked	0	0.00 %
missed	0	0.00 %
on goal	0	0.00 %
Shots	**0**	**0.00 %**
Scores	**0**	**0.00 %**

bar	0	0.00 %
blocked	0	0.00 %
missed	0	0.00 %
on goal	0	0.00 %
Shots	**0**	**0.00 %**
Scores	**0**	**0.00 %**

bar	0	0.00 %
blocked	0	0.00 %
missed	0	0.00 %
on goal	0	0.00 %
Shots	**0**	**0.00 %**
Scores	**0**	**0.00 %**

bar	0	0.00 %
blocked	8	27.59 %
missed	9	31.03 %
on goal	12	41.38 %
Shots	**29**	
Scores	**1**	

bar	3	6.82 %
missed	9	20.45 %
blocked	12	27.27 %
on goal	20	45.45 %
Shots	**44**	
Scores	**6**	

© by Roman Koller (info@floorballstatistics.ch)

Shot Statistics

Switzerland

1st Periode

Sweden

bar	0	0.00 %
blocked	0	0.00 %
missed	0	0.00 %
on goal	0	0.00 %
Shots	**0**	**0.00 %**
Scores	**0**	**0.00 %**

bar	0	0.00 %
blocked	0	0.00 %
missed	0	0.00 %
on goal	0	0.00 %
Shots	**0**	**0.00 %**
Scores	**0**	**0.00 %**

bar	0	0.00 %
blocked	0	0.00 %
missed	0	0.00 %
on goal	0	0.00 %
Shots	**0**	**0.00 %**
Scores	**0**	**0.00 %**

bar	0	0.00 %
blocked	0	0.00 %
missed	0	0.00 %
on goal	0	0.00 %
Shots	**0**	**0.00 %**
Scores	**0**	**0.00 %**

bar	0	0.00 %
missed	0	0.00 %
on goal	0	0.00 %
blocked	2	100.00 %
Shots	**2**	**25.00 %**
Scores	**0**	**0.00 %**

bar	0	0.00 %
blocked	0	0.00 %
missed	0	0.00 %
on goal	1	100.00 %
Shots	**1**	**12.50 %**
Scores	**0**	**0.00 %**

bar	0	0.00 %
blocked	0	0.00 %
missed	0	0.00 %
on goal	1	100.00 %
Shots	**1**	**12.50 %**
Scores	**0**	**0.00 %**

bar	0	0.00 %
blocked	0	0.00 %
missed	0	0.00 %
on goal	0	0.00 %
Shots	**0**	**0.00 %**
Scores	**0**	**0.00 %**

bar	0	0.00 %
blocked	1	25.00 %
missed	1	25.00 %
on goal	2	50.00 %
Shots	**4**	**50.00 %**
Scores	**0**	**0.00 %**

bar	0	0.00 %
blocked	0	0.00 %
missed	0	0.00 %
on goal	0	0.00 %
Shots	**0**	**0.00 %**
Scores	**0**	**0.00 %**

bar	0	0.00 %
missed	1	12.50 %
blocked	3	37.50 %
on goal	4	50.00 %
Shots	**8**	
Scores	**0**	

bar	0	0.00 %
blocked	0	0.00 %
missed	0	0.00 %
on goal	0	0.00 %
Shots	**0**	**0.00 %**
Scores	**0**	**0.00 %**

bar	0	0.00 %
missed	0	0.00 %
blocked	2	40.00 %
on goal	3	60.00 %
Shots	**5**	**31.25 %**
Scores	**0**	**0.00 %**

bar	0	0.00 %
missed	0	0.00 %
on goal	0	0.00 %
blocked	1	100.00 %
Shots	**1**	**6.25 %**
Scores	**0**	**0.00 %**

bar	0	0.00 %
blocked	0	0.00 %
missed	1	33.33 %
on goal	2	66.67 %
Shots	**3**	**18.75 %**
Scores	**0**	**0.00 %**

bar	0	0.00 %
on goal	1	16.67 %
missed	2	33.33 %
blocked	3	50.00 %
Shots	**6**	**37.50 %**
Scores	**0**	**0.00 %**

bar	0	0.00 %
blocked	0	0.00 %
missed	0	0.00 %
on goal	1	100.00 %
Shots	**1**	**6.25 %**
Scores	**1**	**100.00 %**

bar	0	0.00 %
blocked	0	0.00 %
missed	0	0.00 %
on goal	0	0.00 %
Shots	**0**	**0.00 %**
Scores	**0**	**0.00 %**

bar	0	0.00 %
blocked	0	0.00 %
missed	0	0.00 %
on goal	0	0.00 %
Shots	**0**	**0.00 %**
Scores	**0**	**0.00 %**

bar	0	0.00 %
blocked	0	0.00 %
missed	0	0.00 %
on goal	0	0.00 %
Shots	**0**	**0.00 %**
Scores	**0**	**0.00 %**

bar	0	0.00 %
missed	3	18.75 %
blocked	6	37.50 %
on goal	7	43.75 %
Shots	**16**	
Scores	**1**	

© by Roman Koller (info@floorballstatistics.ch)

Shot Statistics

Switzerland

2nd Periode

Sweden

bar	0	0.00 %
blocked	0	0.00 %
missed	0	0.00 %
on goal	1	100.00 %
Shots	**1**	**11.11 %**
Scores	**0**	**0.00 %**

bar	0	0.00 %
blocked	0	0.00 %
missed	0	0.00 %
on goal	0	0.00 %
Shots	**0**	**0.00 %**
Scores	**0**	**0.00 %**

bar	0	0.00 %
blocked	0	0.00 %
missed	0	0.00 %
on goal	0	0.00 %
Shots	**0**	**0.00 %**
Scores	**0**	**0.00 %**

bar	0	0.00 %
blocked	0	0.00 %
on goal	0	0.00 %
missed	1	100.00 %
Shots	**1**	**11.11 %**
Scores	**0**	**0.00 %**

bar	0	0.00 %
blocked	0	0.00 %
on goal	0	0.00 %
missed	1	100.00 %
Shots	**1**	**11.11 %**
Scores	**0**	**0.00 %**

bar	0	0.00 %
blocked	0	0.00 %
missed	0	0.00 %
on goal	1	100.00 %
Shots	**1**	**11.11 %**
Scores	**0**	**0.00 %**

bar	0	0.00 %
blocked	0	0.00 %
missed	0	0.00 %
on goal	0	0.00 %
blocked	3	100.00 %
Shots	**3**	**33.33 %**
Scores	**0**	**0.00 %**

bar	0	0.00 %
blocked	0	0.00 %
missed	1	50.00 %
on goal	1	50.00 %
Shots	**2**	**22.22 %**
Scores	**0**	**0.00 %**

bar	0	0.00 %
blocked	0	0.00 %
missed	0	0.00 %
on goal	0	0.00 %
Shots	**0**	**0.00 %**
Scores	**0**	**0.00 %**

bar	0	0.00 %
blocked	0	0.00 %
missed	0	0.00 %
on goal	0	0.00 %
Shots	**0**	**0.00 %**
Scores	**0**	**0.00 %**

bar	0	0.00 %
blocked	0	0.00 %
missed	0	0.00 %
on goal	1	100.00 %
Shots	**1**	**7.14 %**
Scores	**1**	**33.33 %**

bar	0	0.00 %
blocked	0	0.00 %
missed	0	0.00 %
on goal	0	0.00 %
Shots	**0**	**0.00 %**
Scores	**0**	**0.00 %**

bar	0	0.00 %
blocked	0	0.00 %
missed	1	25.00 %
on goal	3	75.00 %
Shots	**4**	**28.57 %**
Scores	**1**	**33.33 %**

bar	1	11.11 %
blocked	2	22.22 %
missed	2	22.22 %
on goal	4	44.44 %
Shots	**9**	**64.29 %**
Scores	**1**	**33.33 %**

bar	0	0.00 %
blocked	0	0.00 %
missed	0	0.00 %
on goal	0	0.00 %
Shots	**0**	**0.00 %**
Scores	**0**	**0.00 %**

bar	0	0.00 %
blocked	0	0.00 %
missed	0	0.00 %
on goal	0	0.00 %
Shots	**0**	**0.00 %**
Scores	**0**	**0.00 %**

bar	0	0.00 %
blocked	0	0.00 %
missed	0	0.00 %
on goal	0	0.00 %
Shots	**0**	**0.00 %**
Scores	**0**	**0.00 %**

bar	0	0.00 %
blocked	3	33.33 %
missed	3	33.33 %
on goal	3	33.33 %
Shots	**9**	
Scores	**0**	

bar	1	7.14 %
blocked	2	14.29 %
missed	3	21.43 %
on goal	8	57.14 %
Shots	**14**	
Scores	**3**	

© by Roman Koller (info@floorballstatistics.ch)

Shot Statistics

Switzerland

3rd Periode

Sweden

bar	0	0.00 %
blocked	0	0.00 %
missed	0	0.00 %
on goal	0	0.00 %
Shots	**0**	**0.00 %**
Scores	**0**	**0.00 %**

bar	0	0.00 %
blocked	0	0.00 %
missed	1	50.00 %
on goal	1	50.00 %
Shots	**2**	**16.67 %**
Scores	**1**	**100.00 %**

bar	0	0.00 %
missed	0	0.00 %
blocked	1	50.00 %
on goal	1	50.00 %
Shots	**2**	**16.67 %**
Scores	**0**	**0.00 %**

bar	0	0.00 %
blocked	1	33.33 %
missed	1	33.33 %
on goal	1	33.33 %
Shots	**3**	**25.00 %**
Scores	**0**	**0.00 %**

bar	0	0.00 %
blocked	0	0.00 %
on goal	2	40.00 %
missed	3	60.00 %
Shots	**5**	**41.67 %**
Scores	**0**	**0.00 %**

bar	0	0.00 %
blocked	0	0.00 %
missed	0	0.00 %
on goal	0	0.00 %
Shots	**0**	**0.00 %**
Scores	**0**	**0.00 %**

bar	0	0.00 %
blocked	0	0.00 %
missed	0	0.00 %
on goal	0	0.00 %
Shots	**0**	**0.00 %**
Scores	**0**	**0.00 %**

bar	0	0.00 %
blocked	0	0.00 %
missed	0	0.00 %
on goal	0	0.00 %
Shots	**0**	**0.00 %**
Scores	**0**	**0.00 %**

bar	0	0.00 %
blocked	0	0.00 %
missed	0	0.00 %
on goal	0	0.00 %
Shots	**0**	**0.00 %**
Scores	**0**	**0.00 %**

bar	0	0.00 %
blocked	0	0.00 %
missed	0	0.00 %
on goal	0	0.00 %
Shots	**0**	**0.00 %**
Scores	**0**	**0.00 %**

bar	0	0.00 %
blocked	0	0.00 %
missed	0	0.00 %
on goal	0	0.00 %
Shots	**0**	**0.00 %**
Scores	**0**	**0.00 %**

bar	0	0.00 %
blocked	0	0.00 %
missed	0	0.00 %
on goal	0	0.00 %
Shots	**0**	**0.00 %**
Scores	**0**	**0.00 %**

blocked	0	0.00 %
missed	0	0.00 %
on goal	0	0.00 %
bar	1	100.00 %
Shots	**1**	**7.14 %**
Scores	**0**	**0.00 %**

bar	0	0.00 %
blocked	0	0.00 %
missed	0	0.00 %
on goal	0	0.00 %
Shots	**0**	**0.00 %**
Scores	**0**	**0.00 %**

bar	0	0.00 %
on goal	0	0.00 %
missed	1	25.00 %
blocked	3	75.00 %
Shots	**4**	**28.57 %**
Scores	**0**	**0.00 %**

bar	1	14.29 %
blocked	1	14.29 %
missed	2	28.57 %
on goal	3	42.86 %
Shots	**7**	**50.00 %**
Scores	**2**	**100.00 %**

bar	0	0.00 %
blocked	0	0.00 %
missed	0	0.00 %
on goal	0	0.00 %
Shots	**0**	**0.00 %**
Scores	**0**	**0.00 %**

bar	0	0.00 %
blocked	0	0.00 %
missed	0	0.00 %
on goal	0	0.00 %
Shots	**0**	**0.00 %**
Scores	**0**	**0.00 %**

bar	0	0.00 %
blocked	0	0.00 %
missed	0	0.00 %
on goal	0	0.00 %
Shots	**0**	**0.00 %**
Scores	**0**	**0.00 %**

bar	0	0.00 %
blocked	2	16.67 %
missed	5	41.67 %
on goal	5	41.67 %
Shots	**12**	
Scores	**1**	

bar	2	14.29 %
missed	3	21.43 %
blocked	4	28.57 %
on goal	5	35.71 %
Shots	**14**	
Scores	**2**	

© by Roman Koller (info@floorballstatistics.ch)

Time on Field Statistics

Switzerland

Player	Shifts	Time on Field	Avg. Shift Duration
3 Ritter Naja	12	00:06:43	00:00:33
4 Wyss Mirjam	28	00:15:49	00:00:33
7 Ediz Laila	26	00:13:11	00:00:30
8 Härtsch Anne	32	00:16:44	00:00:31
9 Larsson Linn	49	00:25:47	00:00:31
10 Stettler Céline	40	00:19:03	00:00:28
11 Wick Marcia	41	00:19:27	00:00:28
12 Fitzi Seraina	34	00:16:00	00:00:28
13 von Arx Lisa	27	00:17:13	00:00:38
14 Morf Annika	14	00:10:15	00:00:43
17 Gerig Isabelle	51	00:25:38	00:00:30
19 Reusser Norina	19	00:10:49	00:00:34
21 Suter Lea	29	00:17:05	00:00:35
22 Niederberger Ronja	35	00:17:25	00:00:29
23 Faisst Annina	29	00:17:53	00:00:37
25 Behuli Gentiana	14	00:09:07	00:00:39
26 Spichiger Nathalie	27	00:14:14	00:00:31
28 Gredig Chiara	41	00:22:42	00:00:33

Overall

Sweden

Player	Shifts	Time on Field	Avg. Shift Duration
4 Stenvall Jonna	24	00:13:49	00:00:34
5 Ekenlinde Mathilda	26	00:11:58	00:00:27
8 Rasmussen Ellen	5	00:00:09	00:00:01
9 Boric Svärd Sandra	25	00:13:41	00:00:32
11 Viström Maja	40	00:15:30	00:00:23
12 Bäckstedt Ellen	43	00:15:26	00:00:21
14 Vuontisvaara Jonna	24	00:13:53	00:00:34
15 Lindgren Matilda	41	00:15:10	00:00:22
17 Stenberg Emma	24	00:13:52	00:00:34
21 Sandlund Tilde	24	00:11:13	00:00:28
22 Öhgren Nellie	24	00:11:13	00:00:28
25 Moa Johansson	40	00:14:14	00:00:21
27 Andersson Moa	5	00:00:09	00:00:01
29 Hedman Linnéa	24	00:11:17	00:00:28
36 Ljunggren Amanda	24	00:13:53	00:00:34
38 Hammar Linnéa	36	00:13:34	00:00:22
47 Nordstrand Hanna	28	00:12:21	00:00:26
88 Lundin Ellen	5	00:00:09	00:00:01

© by Roman Koller (info@floorballstatistics.ch)

Time on Field Statistics



Switzerland

1st Periode

Sweden

Player	Shifts	Time on Field	Avg. Shift Duration
3 Ritter Naja	8	00:04:57	00:00:37
4 Wyss Mirjam	8	00:04:40	00:00:35
7 Ediz Laila	2	00:01:05	00:00:32
8 Härtsch Anne	11	00:06:08	00:00:33
9 Larsson Linn	12	00:08:16	00:00:41
10 Stettler Céline	10	00:05:18	00:00:31
11 Wick Marcia	11	00:05:33	00:00:30
12 Fitzi Seraina	11	00:05:19	00:00:29
13 von Arx Lisa	8	00:06:00	00:00:45
14 Morf Annika	10	00:07:19	00:00:43
17 Gerig Isabelle	14	00:08:05	00:00:34
19 Reusser Norina	12	00:08:35	00:00:42
21 Suter Lea	8	00:05:48	00:00:43
22 Niederberger Ronja	8	00:04:53	00:00:36
23 Faisst Annina	11	00:07:00	00:00:38
25 Behuli Gentiana	0	00:00:00	00:00:00
26 Spichiger Nathalie	0	00:00:00	00:00:00
28 Gredig Chiara	10	00:06:50	00:00:41

Player	Shifts	Time on Field	Avg. Shift Duration
4 Stenvall Jonna	9	00:06:04	00:00:40
5 Ekenlinde Mathilda	11	00:06:28	00:00:35
8 Rasmussen Ellen	0	00:00:00	00:00:00
9 Boric Svärd Sandra	9	00:06:00	00:00:40
11 Viström Maja	18	00:07:38	00:00:25
12 Bäckstedt Ellen	18	00:07:29	00:00:24
14 Vuontisvaara Jonna	9	00:06:09	00:00:41
15 Lindgren Matilda	18	00:07:11	00:00:23
17 Stenberg Emma	9	00:06:13	00:00:41
21 Sandlund Tilde	9	00:05:42	00:00:38
22 Öhgren Nellie	9	00:05:42	00:00:38
25 Moa Johansson	18	00:06:26	00:00:21
27 Andersson Moa	0	00:00:00	00:00:00
29 Hedman Linnéa	9	00:05:43	00:00:38
36 Ljunggren Amanda	9	00:06:18	00:00:42
38 Hammar Linnéa	14	00:05:44	00:00:24
47 Nordstrand Hanna	12	00:06:56	00:00:34
88 Lundin Ellen	0	00:00:00	00:00:00

© by Roman Koller (info@floorballstatistics.ch)

Time on Field Statistics



Switzerland

2nd Periode

Sweden

Player	Shifts	Time on Field	Avg. Shift Duration
3 Ritter Naja	4	00:01:46	00:00:26
4 Wyss Mirjam	7	00:04:15	00:00:36
7 Ediz Laila	11	00:04:49	00:00:26
8 Härtsch Anne	10	00:05:47	00:00:34
9 Larsson Linn	21	00:09:26	00:00:26
10 Stettler Céline	16	00:07:58	00:00:29
11 Wick Marcia	16	00:07:57	00:00:29
12 Fitzi Seraina	10	00:04:51	00:00:29
13 von Arx Lisa	7	00:04:21	00:00:37
14 Morf Annika	4	00:02:56	00:00:44
17 Gerig Isabelle	21	00:09:26	00:00:26
19 Reusser Norina	7	00:02:14	00:00:19
21 Suter Lea	8	00:04:16	00:00:32
22 Niederberger Ronja	14	00:06:54	00:00:29
23 Faisst Annina	7	00:04:21	00:00:37
25 Behuli Gentiana	3	00:02:35	00:00:51
26 Spichiger Nathalie	16	00:07:36	00:00:28
28 Gredig Chiara	18	00:08:45	00:00:29

Player	Shifts	Time on Field	Avg. Shift Duration
4 Stenvall Jonna	1	00:00:12	00:00:12
5 Ekenlinde Mathilda	3	00:00:06	00:00:02
8 Rasmussen Ellen	5	00:00:09	00:00:01
9 Boric Svärd Sandra	1	00:00:12	00:00:12
11 Viström Maja	8	00:00:29	00:00:03
12 Bäckstedt Ellen	10	00:00:31	00:00:03
14 Vuontisvaara Jonna	1	00:00:12	00:00:12
15 Lindgren Matilda	8	00:00:29	00:00:03
17 Stenberg Emma	1	00:00:12	00:00:12
21 Sandlund Tilde	3	00:00:07	00:00:02
22 Öhgren Nellie	3	00:00:06	00:00:02
25 Moa Johansson	8	00:00:29	00:00:03
27 Andersson Moa	5	00:00:09	00:00:01
29 Hedman Linnéa	3	00:00:07	00:00:02
36 Ljunggren Amanda	1	00:00:12	00:00:12
38 Hammar Linnéa	7	00:00:24	00:00:03
47 Nordstrand Hanna	3	00:00:06	00:00:02
88 Lundin Ellen	5	00:00:09	00:00:01

© by Roman Koller (info@floorballstatistics.ch)

Time on Field Statistics



Switzerland

3rd Periode

Sweden

Player	Shifts	Time on Field	Avg. Shift Duration
3 Ritter Naja	0	00:00:00	00:00:00
4 Wyss Mirjam	13	00:06:54	00:00:31
7 Ediz Laila	13	00:07:17	00:00:33
8 Härtsch Anne	11	00:04:49	00:00:26
9 Larsson Linn	16	00:08:05	00:00:30
10 Stettler Céline	14	00:05:47	00:00:24
11 Wick Marcia	14	00:05:57	00:00:25
12 Fitzi Seraina	13	00:05:50	00:00:26
13 von Arx Lisa	12	00:06:52	00:00:34
14 Morf Annika	0	00:00:00	00:00:00
17 Gerig Isabelle	16	00:08:07	00:00:30
19 Reusser Norina	0	00:00:00	00:00:00
21 Suter Lea	13	00:07:01	00:00:32
22 Niederberger Ronja	13	00:05:38	00:00:26
23 Faisst Annina	11	00:06:32	00:00:35
25 Behuli Gentiana	11	00:06:32	00:00:35
26 Spichiger Nathalie	11	00:06:38	00:00:36
28 Gredig Chiara	13	00:07:07	00:00:32

Player	Shifts	Time on Field	Avg. Shift Duration
4 Stenvall Jonna	14	00:07:33	00:00:32
5 Ekenlinde Mathilda	12	00:05:24	00:00:27
8 Rasmussen Ellen	0	00:00:00	00:00:00
9 Boric Svärd Sandra	15	00:07:29	00:00:29
11 Viström Maja	14	00:07:23	00:00:31
12 Bäckstedt Ellen	15	00:07:26	00:00:29
14 Vuontisvaara Jonna	14	00:07:32	00:00:32
15 Lindgren Matilda	15	00:07:30	00:00:30
17 Stenberg Emma	14	00:07:27	00:00:31
21 Sandlund Tilde	12	00:05:24	00:00:27
22 Öhgren Nellie	12	00:05:25	00:00:27
25 Moa Johansson	14	00:07:19	00:00:31
27 Andersson Moa	0	00:00:00	00:00:00
29 Hedman Linnéa	12	00:05:27	00:00:27
36 Ljunggren Amanda	14	00:07:23	00:00:31
38 Hammar Linnéa	15	00:07:26	00:00:29
47 Nordstrand Hanna	13	00:05:19	00:00:24
88 Lundin Ellen	0	00:00:00	00:00:00

© by Roman Koller (info@floorballstatistics.ch)