EFT 2026

Daily Statistics

September 06, 2026

Event Statistics

Games

04.09.2026	Game	Spectators	in %	Result	Duration
14:00	Czechia - Sweden	203	5.58	0 : 4	01:48:00
20:00	Switzerland - Finland	725	19.93	6 : 2	01:50:00
	Daily average	**464**	**25.51**		

05.09.2026	Game	Spectators	in %	Result	Duration
13:00	Finland - Czechia	495	13.61	3 : 8	01:57:00
16:00	Switzerland - Sweden	1’016	27.93	1 : 6	01:52:00
	Daily average	**756**	**41.53**		

06.09.2026	Game	Spectators	in %	Result	Duration
10:00	Sweden - Finland	353	9.70	4 : 1	01:52:00
16:00	Switzerland - Czechia	846	23.25	1 : 2	01:59:00
	Daily average	**600**	**32.96**		
	Event average	**606**			

© by Roman Koller (info@floorballstatistics.ch)

Event Statistics

Team Statistic	Games	Shots				Goals		Bullies			Penalties		
Team	played	Total	on Goal	% on Goal	Efficiency (%)	scored	in %	Total	won	in %	Total (min)	in %	Total (min eff.)
Czechia	3	117	48	41.03	20.83	10	26.32	28	6	21.43	12	33.33	00:11:29
Finland	3	115	50	43.48	12.00	6	15.79	36	25	69.44	6	16.67	00:04:20
Sweden	3	136	55	40.44	25.45	14	36.84	31	15	48.39	6	16.67	00:06:00
Switzerland	3	99	40	40.40	20.00	8	21.05	34	18	52.94	12	33.33	00:09:13
		467	**193**	**41.33**	**19.69**	**38**		**129**			**36**		

© by Roman Koller (info@floorballstatistics.ch)

Event Statistics

Finland

	Goals achieved	Goals get	penalty minutes
Team overview	6	18	6

	Games	Plus/Minus					Shots				Goals			Bullies			Penalties	
Player	played	+	-	balance	+ in %	- in %	Total	on Goal	% on Goal	Efficiency (%)	scored	Assists	in %	Total	won	in %	Total (min)	in %
27 Kauppi Oona	3	6	6	0	100.00	33.33	15	9	60.00	33.33	3	1	50.00	0	0	0.00	0	0.00
7 Nissilä Josefiina	3	4	11	-7	66.67	61.11	17	7	41.18	28.57	2	1	33.33	0	0	0.00	2	33.33
80 Kippilä My	3	5	8	-3	83.33	44.44	8	4	50.00	25.00	1	1	16.67	3	2	66.67	2	33.33
8 Laitila Alma	3	3	1	2	50.00	5.56	0	0	0.00	0.00	0	1	0.00	0	0	0.00	0	0.00
9 Westerlund Daniela	3	1	7	-6	16.67	38.89	4	1	25.00	0.00	0	1	0.00	1	0	0.00	2	33.33
10 Hämäläinen Suvi	3	3	8	-5	50.00	44.44	12	4	33.33	0.00	0	1	0.00	22	18	81.82	0	0.00
4 Järvinen Janella	2	1	0	1	16.67	0.00	1	0	0.00	0.00	0	0	0.00	0	0	0.00	0	0.00
12 Granlund Milla	3	1	2	-1	16.67	11.11	0	0	0.00	0.00	0	0	0.00	1	1	100.00	0	0.00
13 Höynälä Meri-Helmi	3	0	5	-5	0.00	27.78	1	0	0.00	0.00	0	0	0.00	1	1	100.00	0	0.00
16 Valtola Ulla	3	1	5	-4	16.67	27.78	12	4	33.33	0.00	0	0	0.00	6	2	33.33	0	0.00
21 Vilenius Veera	3	2	6	-4	33.33	33.33	7	3	42.86	0.00	0	0	0.00	0	0	0.00	0	0.00
48 Mettälä Iida	2	1	0	1	16.67	0.00	2	1	50.00	0.00	0	0	0.00	0	0	0.00	0	0.00
60 Gauffin-Kauste Zara	2	0	2	-2	0.00	11.11	2	1	50.00	0.00	0	0	0.00	0	0	0.00	0	0.00
61 Pietilä Emilia	3	0	5	-5	0.00	27.78	3	2	66.67	0.00	0	0	0.00	0	0	0.00	0	0.00
64 Pitkäkangas Natalia	3	3	8	-5	50.00	44.44	9	1	11.11	0.00	0	0	0.00	1	1	100.00	0	0.00
66 Pietilä Olivia	3	0	4	-4	0.00	22.22	8	3	37.50	0.00	0	0	0.00	0	0	0.00	0	0.00
72 Latvala Iina	3	0	5	-5	0.00	27.78	6	3	50.00	0.00	0	0	0.00	1	0	0.00	0	0.00
79 Purhonen Lotta	3	0	4	-4	0.00	22.22	3	2	66.67	0.00	0	0	0.00	0	0	0.00	0	0.00
96 Maikola Henrika	3	0	6	-6	0.00	33.33	5	5	100.00	0.00	0	0	0.00	0	0	0.00	0	0.00
							115	**50**	**43.48**	**12.00**				**36**	**25**	**69.44**	**6**	

Finland

© by Roman Koller (info@floorballstatistics.ch)

Event Statistics

bar	0	0.00 %
blocked	0	0.00 %
on goal	0	0.00 %
missed	2	100.00 %
Shots	**2**	**1.74 %**
Scores	**0**	**0.00 %**

bar	0	0.00 %
blocked	0	0.00 %
missed	0	0.00 %
on goal	5	100.00 %
Shots	**5**	**4.35 %**
Scores	**0**	**0.00 %**

blocked	0	0.00 %
missed	0	0.00 %
bar	1	25.00 %
on goal	3	75.00 %
Shots	**4**	**3.48 %**
Scores	**0**	**0.00 %**

Total on Goal	0	
Total Shots	2	
Total Scores	0	
Precision	**0.00 %**	
Efficency	**NaN**	

Total on Goal	5	
Total Shots	5	
Total Scores	0	
Precision	**100.00 %**	
Efficency	**0.00 %**	

Total on Goal	3	
Total Shots	4	
Total Scores	0	
Precision	**75.00 %**	
Efficency	**0.00 %**	

bar	0	0.00 %
missed	5	23.81 %
blocked	7	33.33 %
on goal	9	42.86 %
Shots	**21**	**18.26 %**
Scores	**1**	**16.67 %**

bar	1	4.00 %
blocked	5	20.00 %
missed	9	36.00 %
on goal	10	40.00 %
Shots	**25**	**21.74 %**
Scores	**1**	**16.67 %**

missed	2	7.14 %
bar	3	10.71 %
on goal	11	39.29 %
blocked	12	42.86 %
Shots	**28**	**24.35 %**
Scores	**3**	**50.00 %**

Total on Goal	9	
Total Shots	21	
Total Scores	1	
Precision	**42.86 %**	
Efficency	**11.11 %**	

Total on Goal	10	
Total Shots	25	
Total Scores	1	
Precision	**40.00 %**	
Efficency	**10.00 %**	

Total on Goal	11	
Total Shots	28	
Total Scores	3	
Precision	**39.29 %**	
Efficency	**27.27 %**	

bar	0	0.00 %
blocked	1	12.50 %
missed	1	12.50 %
on goal	6	75.00 %
Shots	**8**	**6.96 %**
Scores	**1**	**16.67 %**

bar	0	0.00 %
missed	5	25.00 %
on goal	6	30.00 %
blocked	9	45.00 %
Shots	**20**	**17.39 %**
Scores	**0**	**0.00 %**

bar	0	0.00 %
on goal	0	0.00 %
blocked	1	50.00 %
missed	1	50.00 %
Shots	**2**	**1.74 %**
Scores	**0**	**0.00 %**

Total on Goal	6	
Total Shots	8	
Total Scores	1	
Precision	**75.00 %**	
Efficency	**16.67 %**	

Total on Goal	6	
Total Shots	20	
Total Scores	0	
Precision	**30.00 %**	
Efficency	**0.00 %**	

Total on Goal	0	
Total Shots	2	
Total Scores	0	
Precision	**0.00 %**	
Efficency	**NaN**	

bar	5	4.35 %
missed	25	21.74 %
blocked	35	30.43 %
on goal	50	43.48 %
Shots	**115**	
Scores	**6**	

Total on Goal	50
Total Shots	115
Total Scores	6
Precision	**43.48 %**
Efficency	**12.00 %**

© by Roman Koller (info@floorballstatistics.ch)

Event Statistics

Short distribution and shots on goal

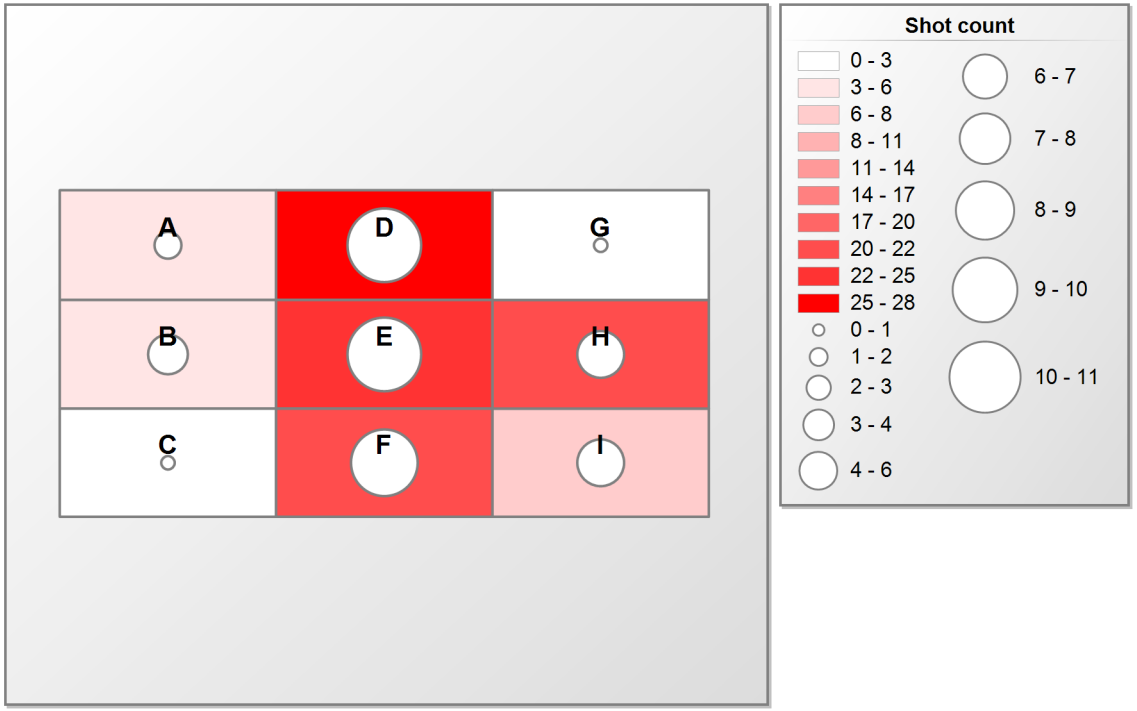

Zone (Fields)	A	B	C	D	E	F	G	H	I	Total
Total	4	5	2	28	25	21	2	20	8	115
on Goal (Circles)	3	5	0	11	10	9	0	6	6	50

© by Roman Koller (info@floorballstatistics.ch)

Event Statistics

Sweden

	Goals achieved	Goals get	penalty minutes
Team overview	14	2	6

	Games	Plus/Minus					Shots				Goals			Bullies			Penalties	
Player	played	+	-	balance	+ in %	- in %	Total	on Goal	% on Goal	Efficiency (%)	scored	Assists	in %	Total	won	in %	Total (min)	in %
38 Hammar Linnéa	3	6	0	6	42.86	0.00	13	6	46.15	50.00	3	0	21.43	5	3	60.00	4	66.67
21 Sandlund Tilde	2	2	1	1	14.29	50.00	10	5	50.00	40.00	2	1	14.29	1	0	0.00	0	0.00
12 Bäckstedt Ellen	3	7	0	7	50.00	0.00	18	7	38.89	28.57	2	1	14.29	1	0	0.00	0	0.00
11 Viström Maja	3	7	0	7	50.00	0.00	8	1	12.50	100.00	1	2	7.14	9	4	44.44	0	0.00
47 Nordstrand Hanna	3	3	1	2	21.43	50.00	15	8	53.33	12.50	1	2	7.14	0	0	0.00	0	0.00
15 Lindgren Matilda	3	8	0	8	57.14	0.00	9	5	55.56	0.00	0	3	0.00	1	1	100.00	0	0.00
27 Andersson Moa	3	1	1	0	7.14	50.00	6	3	50.00	66.67	2	0	14.29	0	0	0.00	0	0.00
36 Ljunggren Amanda	2	2	0	2	14.29	0.00	8	5	62.50	20.00	1	1	7.14	1	1	100.00	0	0.00
17 Stenberg Emma	3	2	1	1	14.29	50.00	5	3	60.00	33.33	1	1	7.14	0	0	0.00	0	0.00
88 Lundin Ellen	3	2	0	2	14.29	0.00	7	2	28.57	0.00	0	2	0.00	4	3	75.00	0	0.00
8 Rasmussen Ellen	3	2	1	1	14.29	50.00	11	3	27.27	33.33	1	0	7.14	0	0	0.00	0	0.00
2 Heander Emma	2	2	1	1	14.29	50.00	1	0	0.00	0.00	0	0	0.00	0	0	0.00	0	0.00
4 Stenvall Jonna	3	2	0	2	14.29	0.00	1	0	0.00	0.00	0	0	0.00	0	0	0.00	0	0.00
5 Ekenlinde Mathilda	3	3	1	2	21.43	50.00	3	1	33.33	0.00	0	0	0.00	0	0	0.00	0	0.00
9 Boric Svärd Sandra	2	2	0	2	14.29	0.00	6	1	16.67	0.00	0	0	0.00	0	0	0.00	0	0.00
14 Vuontisvaara Jonna	3	2	1	1	14.29	50.00	3	2	66.67	0.00	0	0	0.00	4	1	25.00	0	0.00
22 Öhgren Nellie	3	3	1	2	21.43	50.00	5	0	0.00	0.00	0	0	0.00	3	2	66.67	0	0.00
25 Moa Johansson	3	6	0	6	42.86	0.00	1	0	0.00	0.00	0	0	0.00	0	0	0.00	0	0.00
29 Hedman Linnéa	2	2	1	1	14.29	50.00	1	1	100.00	0.00	0	0	0.00	0	0	0.00	0	0.00
55 Löfborg Thea	2	2	0	2	14.29	0.00	5	2	40.00	0.00	0	0	0.00	2	0	0.00	2	33.33
							136	**55**	**40.44**	**25.45**				**31**	**15**	**48.39**	**6**	

© by Roman Koller (info@floorballstatistics.ch)

Event Statistics

Sweden

bar	0	0.00 %
blocked	0	0.00 %
missed	0	0.00 %
on goal	1	100.00 %
Shots	**1**	**0.74 %**
Scores	**1**	**7.14 %**

bar	2	5.88 %
blocked	5	14.71 %
missed	5	14.71 %
on goal	22	64.71 %
Shots	**34**	**25.00 %**
Scores	**7**	**50.00 %**

bar	0	0.00 %
on goal	0	0.00 %
blocked	1	50.00 %
missed	1	50.00 %
Shots	**2**	**1.47 %**
Scores	**0**	**0.00 %**

Total on Goal	1
Total Shots	1
Total Scores	1
Precision	**100.00 %**
Efficency	**100.00 %**

Total on Goal	22
Total Shots	34
Total Scores	7
Precision	**64.71 %**
Efficency	**31.82 %**

Total on Goal	0
Total Shots	2
Total Scores	0
Precision	**0.00 %**
Efficency	**NaN**

bar	0	0.00 %
blocked	7	25.00 %
missed	8	28.57 %
on goal	13	46.43 %
Shots	**28**	**20.59 %**
Scores	**2**	**14.29 %**

bar	1	2.27 %
on goal	11	25.00 %
missed	12	27.27 %
blocked	20	45.45 %
Shots	**44**	**32.35 %**
Scores	**1**	**7.14 %**

bar	1	5.56 %
missed	5	27.78 %
on goal	5	27.78 %
blocked	7	38.89 %
Shots	**18**	**13.24 %**
Scores	**3**	**21.43 %**

Total on Goal	13
Total Shots	28
Total Scores	2
Precision	**46.43 %**
Efficency	**15.38 %**

Total on Goal	11
Total Shots	44
Total Scores	1
Precision	**25.00 %**
Efficency	**9.09 %**

Total on Goal	5
Total Shots	18
Total Scores	3
Precision	**27.78 %**
Efficency	**60.00 %**

bar	0	0.00 %
missed	0	0.00 %
on goal	0	0.00 %
blocked	1	100.00 %
Shots	**1**	**0.74 %**
Scores	**0**	**0.00 %**

bar	0	0.00 %
blocked	2	33.33 %
missed	2	33.33 %
on goal	2	33.33 %
Shots	**6**	**4.41 %**
Scores	**0**	**0.00 %**

bar	0	0.00 %
blocked	0	0.00 %
missed	1	50.00 %
on goal	1	50.00 %
Shots	**2**	**1.47 %**
Scores	**0**	**0.00 %**

Total on Goal	0
Total Shots	1
Total Scores	0
Precision	**0.00 %**
Efficency	**NaN**

Total on Goal	2
Total Shots	6
Total Scores	0
Precision	**33.33 %**
Efficency	**0.00 %**

Total on Goal	1
Total Shots	2
Total Scores	0
Precision	**50.00 %**
Efficency	**0.00 %**

bar	4	2.94 %
missed	34	25.00 %
blocked	43	31.62 %
on goal	55	40.44 %
Shots	**136**	
Scores	**14**	

Total on Goal	55
Total Shots	136
Total Scores	14
Precision	**40.44 %**
Efficency	**25.45 %**

© by Roman Koller (info@floorballstatistics.ch)

Event Statistics

Short distribution and shots on goal

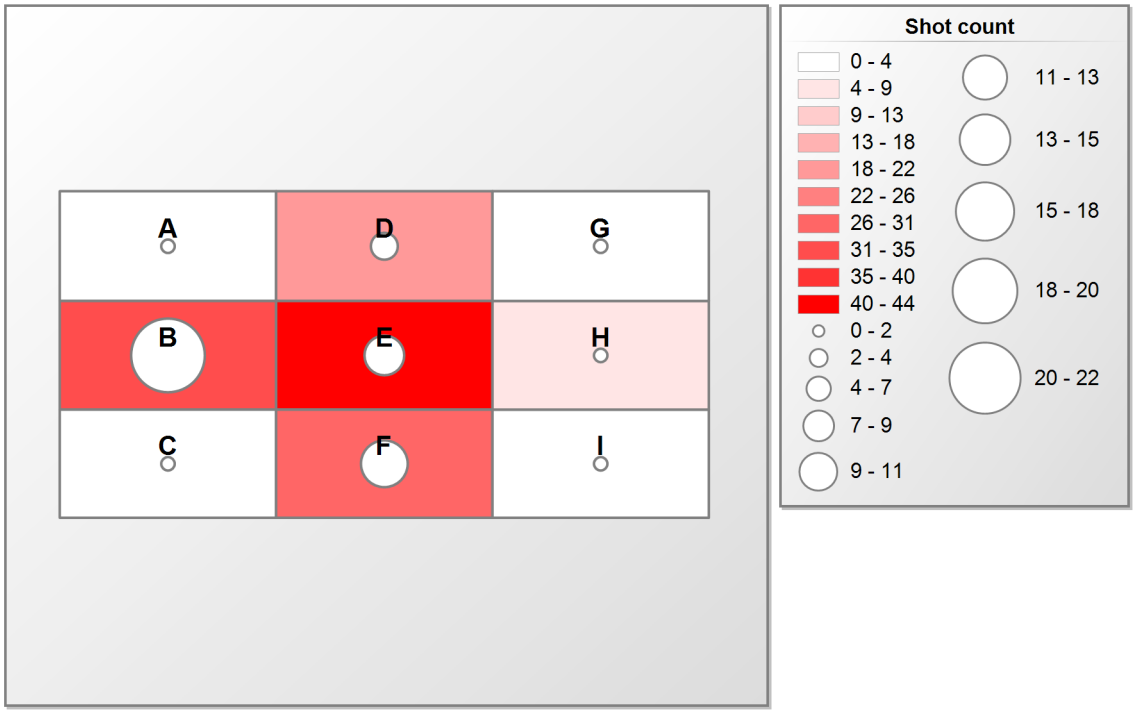

Zone (Fields)	A	B	C	D	E	F	G	H	I	Total
Total	2	34	1	18	44	28	2	6	1	136
on Goal (Circles)	0	22	1	5	11	13	1	2	0	55

© by Roman Koller (info@floorballstatistics.ch)

Event Statistics

Czechia

	Goals achieved	Goals get	penalty minutes
Team overview	10	8	12

	Games	Plus/Minus					Shots				Goals			Bullies			Penalties	
Player	played	+	-	balance	+ in %	- in %	Total	on Goal	% on Goal	Efficiency (%)	scored	Assists	in %	Total	won	in %	Total (min)	in %
11 Klubalová Karolína	3	6	0	6	60.00	0.00	22	9	40.91	22.22	2	1	20.00	9	3	33.33	4	33.33
15 Staňková Šárka	3	6	2	4	60.00	25.00	13	5	38.46	20.00	1	2	10.00	0	0	0.00	0	0.00
7 Brucháčková Anna	3	6	1	5	60.00	12.50	22	9	40.91	11.11	1	2	10.00	1	0	0.00	0	0.00
9 Jiráková Nela	3	6	3	3	60.00	37.50	9	5	55.56	40.00	2	0	20.00	0	0	0.00	0	0.00
87 Bačová Pavlína	3	2	1	1	20.00	12.50	4	4	100.00	25.00	1	1	10.00	0	0	0.00	0	0.00
13 Mechlová Michaela	3	1	3	-2	10.00	37.50	4	1	25.00	100.00	1	0	10.00	4	1	25.00	0	0.00
26 Husková Barbora	3	2	3	-1	20.00	37.50	5	1	20.00	100.00	1	0	10.00	0	0	0.00	0	0.00
92 Keprtová Vanessa Rebecca	3	2	3	-1	20.00	37.50	11	4	36.36	25.00	1	0	10.00	8	1	12.50	0	0.00
4 Kubečková Michaela	3	6	0	6	60.00	0.00	4	2	50.00	0.00	0	1	0.00	2	0	0.00	2	16.67
16 Fuchsová Linda	3	2	5	-3	20.00	62.50	5	0	0.00	0.00	0	1	0.00	0	0	0.00	0	0.00
27 Kapcová Nela	3	2	3	-1	20.00	37.50	1	1	100.00	0.00	0	1	0.00	1	0	0.00	2	16.67
77 Lískovcová Dominika	3	2	3	-1	20.00	37.50	4	0	0.00	0.00	0	1	0.00	0	0	0.00	0	0.00
8 Gocová Sofie	3	3	2	1	30.00	25.00	2	1	50.00	0.00	0	0	0.00	2	0	0.00	0	0.00
12 Bláhová Monika	3	1	2	-1	10.00	25.00	0	0	0.00	0.00	0	0	0.00	0	0	0.00	0	0.00
17 Janošová Barbora	3	1	2	-1	10.00	25.00	3	3	100.00	0.00	0	0	0.00	0	0	0.00	0	0.00
25 Bolfová Liliana	3	0	3	-3	0.00	37.50	1	0	0.00	0.00	0	0	0.00	0	0	0.00	4	33.33
29 Jašková Barbora	3	0	1	-1	0.00	12.50	2	1	50.00	0.00	0	0	0.00	0	0	0.00	0	0.00
93 Stůjová Karolína	3	2	4	-2	20.00	50.00	5	2	40.00	0.00	0	0	0.00	1	1	100.00	0	0.00
							117	**48**	**41.03**	**20.83**				**28**	**6**	**21.43**	**12**	

Czechia

© by Roman Koller (info@floorballstatistics.ch)

Event Statistics

bar	0	0.00 %
on goal	0	0.00 %
blocked	1	50.00 %
missed	1	50.00 %
Shots	**2**	**1.71 %**
Scores	**0**	**0.00 %**

Total on Goal	0
Total Shots	2
Total Scores	0
Precision	**0.00 %**
Efficency	**NaN**

bar	0	0.00 %
blocked	1	3.85 %
missed	4	15.38 %
on goal	21	80.77 %
Shots	**26**	**22.22 %**
Scores	**6**	**60.00 %**

Total on Goal	21
Total Shots	26
Total Scores	6
Precision	**80.77 %**
Efficency	**28.57 %**

bar	0	0.00 %
missed	0	0.00 %
on goal	0	0.00 %
blocked	1	100.00 %
Shots	**1**	**0.85 %**
Scores	**0**	**0.00 %**

Total on Goal	0
Total Shots	1
Total Scores	0
Precision	**0.00 %**
Efficency	**NaN**

bar	0	0.00 %
missed	3	25.00 %
on goal	3	25.00 %
blocked	6	50.00 %
Shots	**12**	**10.26 %**
Scores	**0**	**0.00 %**

Total on Goal	3
Total Shots	12
Total Scores	0
Precision	**25.00 %**
Efficency	**0.00 %**

bar	0	0.00 %
blocked	12	30.77 %
on goal	13	33.33 %
missed	14	35.90 %
Shots	**39**	**33.33 %**
Scores	**2**	**20.00 %**

Total on Goal	13
Total Shots	39
Total Scores	2
Precision	**33.33 %**
Efficency	**15.38 %**

bar	0	0.00 %
blocked	6	30.00 %
missed	6	30.00 %
on goal	8	40.00 %
Shots	**20**	**17.09 %**
Scores	**2**	**20.00 %**

Total on Goal	8
Total Shots	20
Total Scores	2
Precision	**40.00 %**
Efficency	**25.00 %**

bar	0	0.00 %
on goal	0	0.00 %
blocked	1	50.00 %
missed	1	50.00 %
Shots	**2**	**1.71 %**
Scores	**0**	**0.00 %**

Total on Goal	0
Total Shots	2
Total Scores	0
Precision	**0.00 %**
Efficency	**NaN**

bar	0	0.00 %
on goal	2	16.67 %
blocked	4	33.33 %
missed	6	50.00 %
Shots	**12**	**10.26 %**
Scores	**0**	**0.00 %**

Total on Goal	2
Total Shots	12
Total Scores	0
Precision	**16.67 %**
Efficency	**0.00 %**

bar	0	0.00 %
blocked	0	0.00 %
on goal	1	33.33 %
missed	2	66.67 %
Shots	**3**	**2.56 %**
Scores	**0**	**0.00 %**

Total on Goal	1
Total Shots	3
Total Scores	0
Precision	**33.33 %**
Efficency	**0.00 %**

bar	0	0.00 %
blocked	32	27.35 %
missed	37	31.62 %
on goal	48	41.03 %
Shots	**117**	
Scores	**10**	

Total on Goal	48
Total Shots	117
Total Scores	10
Precision	**41.03 %**
Efficency	**20.83 %**

© by Roman Koller (info@floorballstatistics.ch)

Event Statistics

Short distribution and shots on goal

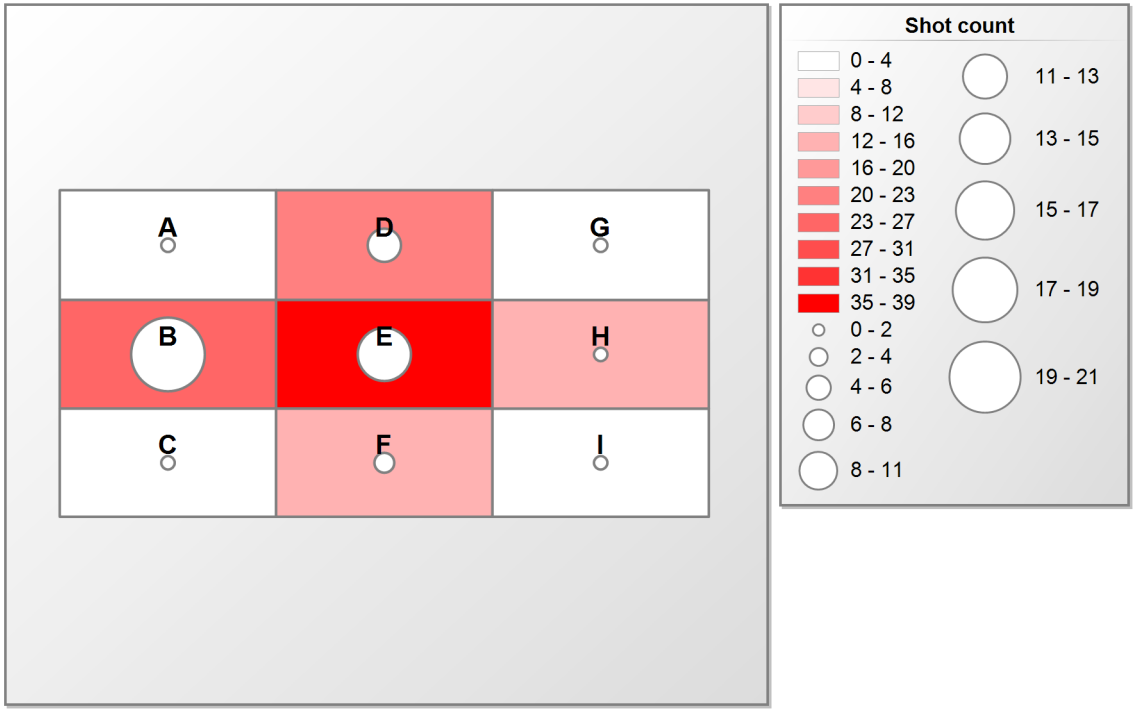

Zone (Fields)	A	B	C	D	E	F	G	H	I	Total
Total	1	26	2	20	39	12	3	12	2	117
on Goal (Circles)	0	21	0	8	13	3	1	2	0	48

© by Roman Koller (info@floorballstatistics.ch)

Event Statistics

Switzerland

	Goals achieved	Goals get	penalty minutes
Team overview	8	10	12

	Games	Plus/Minus					Shots				Goals			Bullies			Penalties	
Player	played	+	-	balance	+ in %	- in %	Total	on Goal	% on Goal	Efficiency (%)	scored	Assists	in %	Total	won	in %	Total (min)	in %
12 Fitzi Seraina	3	4	2	2	50.00	20.00	5	2	40.00	50.00	1	3	12.50	2	1	50.00	2	16.67
22 Niederberger Ronja	3	3	3	0	37.50	30.00	3	2	66.67	100.00	2	1	25.00	0	0	0.00	0	0.00
6 Wyss Anja	2	3	0	3	37.50	0.00	9	5	55.56	40.00	2	0	25.00	5	4	80.00	2	16.67
19 Reusser Norina	3	3	1	2	37.50	10.00	5	4	80.00	25.00	1	1	12.50	0	0	0.00	0	0.00
25 Behuli Gentiana	3	2	5	-3	25.00	50.00	6	2	33.33	50.00	1	0	12.50	0	0	0.00	0	0.00
17 Gerig Isabelle	3	1	3	-2	12.50	30.00	19	4	21.05	25.00	1	0	12.50	2	1	50.00	0	0.00
14 Morf Annika	3	3	2	1	37.50	20.00	3	1	33.33	0.00	0	1	0.00	2	0	0.00	0	0.00
26 Spichiger Nathalie	3	1	2	-1	12.50	20.00	5	3	60.00	0.00	0	1	0.00	3	2	66.67	0	0.00
3 Ritter Naja	3	2	3	-1	25.00	30.00	1	1	100.00	0.00	0	0	0.00	0	0	0.00	0	0.00
4 Wyss Mirjam	2	0	5	-5	0.00	50.00	3	2	66.67	0.00	0	0	0.00	0	0	0.00	2	16.67
7 Ediz Laila	3	1	3	-2	12.50	30.00	5	2	40.00	0.00	0	0	0.00	4	1	25.00	2	16.67
8 Härtsch Anne	3	5	1	4	62.50	10.00	2	1	50.00	0.00	0	0	0.00	0	0	0.00	2	16.67
9 Larsson Linn	3	1	3	-2	12.50	30.00	3	0	0.00	0.00	0	0	0.00	1	1	100.00	0	0.00
10 Stettler Céline	3	4	3	1	50.00	30.00	13	3	23.08	0.00	0	0	0.00	0	0	0.00	2	16.67
11 Wick Marcia	3	4	1	3	50.00	10.00	5	2	40.00	0.00	0	0	0.00	12	6	50.00	0	0.00
13 von Arx Lisa	3	1	4	-3	12.50	40.00	5	2	40.00	0.00	0	0	0.00	1	1	100.00	0	0.00
21 Suter Lea	3	1	4	-3	12.50	40.00	4	2	50.00	0.00	0	0	0.00	0	0	0.00	0	0.00
23 Faisst Annina	2	0	4	-4	0.00	40.00	2	1	50.00	0.00	0	0	0.00	2	1	50.00	0	0.00
28 Gredig Chiara	3	1	2	-1	12.50	20.00	1	1	100.00	0.00	0	0	0.00	0	0	0.00	0	0.00
							99	**40**	**40.40**	**20.00**				**34**	**18**	**52.94**	**12**	

Switzerland

© by Roman Koller (info@floorballstatistics.ch)

Event Statistics

bar	0	0.00 %
blocked	0	0.00 %
missed	0	0.00 %
on goal	1	100.00 %
Shots	**1**	**1.01 %**
Scores	**0**	**0.00 %**

bar	0	0.00 %
blocked	0	0.00 %
missed	4	44.44 %
on goal	5	55.56 %
Shots	**9**	**9.09 %**
Scores	**4**	**50.00 %**

bar	0	0.00 %
blocked	1	16.67 %
on goal	1	16.67 %
missed	4	66.67 %
Shots	**6**	**6.06 %**
Scores	**0**	**0.00 %**

Total on Goal	1	
Total Shots	1	
Total Scores	0	
Precision	**100.00 %**	
Efficency	**0.00 %**	

Total on Goal	5	
Total Shots	9	
Total Scores	4	
Precision	**55.56 %**	
Efficency	**80.00 %**	

Total on Goal	1	
Total Shots	6	
Total Scores	0	
Precision	**16.67 %**	
Efficency	**0.00 %**	

bar	1	3.70 %
missed	3	11.11 %
blocked	10	37.04 %
on goal	13	48.15 %
Shots	**27**	**27.27 %**
Scores	**2**	**25.00 %**

bar	2	8.00 %
blocked	6	24.00 %
on goal	7	28.00 %
missed	10	40.00 %
Shots	**25**	**25.25 %**
Scores	**0**	**0.00 %**

bar	0	0.00 %
blocked	3	18.75 %
missed	5	31.25 %
on goal	8	50.00 %
Shots	**16**	**16.16 %**
Scores	**1**	**12.50 %**

Total on Goal	13	
Total Shots	27	
Total Scores	2	
Precision	**48.15 %**	
Efficency	**15.38 %**	

Total on Goal	7	
Total Shots	25	
Total Scores	0	
Precision	**28.00 %**	
Efficency	**0.00 %**	

Total on Goal	8	
Total Shots	16	
Total Scores	1	
Precision	**50.00 %**	
Efficency	**12.50 %**	

bar	0	0.00 %
missed	0	0.00 %
on goal	0	0.00 %
blocked	1	100.00 %
Shots	**1**	**1.01 %**
Scores	**0**	**0.00 %**

bar	0	0.00 %
missed	2	16.67 %
on goal	4	33.33 %
blocked	6	50.00 %
Shots	**12**	**12.12 %**
Scores	**1**	**12.50 %**

bar	0	0.00 %
blocked	0	0.00 %
missed	1	50.00 %
on goal	1	50.00 %
Shots	**2**	**2.02 %**
Scores	**0**	**0.00 %**

Total on Goal	0	
Total Shots	1	
Total Scores	0	
Precision	**0.00 %**	
Efficency	**NaN**	

Total on Goal	4	
Total Shots	12	
Total Scores	1	
Precision	**33.33 %**	
Efficency	**25.00 %**	

Total on Goal	1	
Total Shots	2	
Total Scores	0	
Precision	**50.00 %**	
Efficency	**0.00 %**	

bar	3	3.03 %
blocked	27	27.27 %
missed	29	29.29 %
on goal	40	40.40 %
Shots	**99**	
Scores	**8**	

Total on Goal	40
Total Shots	99
Total Scores	8
Precision	**40.40 %**
Efficency	**20.00 %**

© by Roman Koller (info@floorballstatistics.ch)

Event Statistics

Short distribution and shots on goal

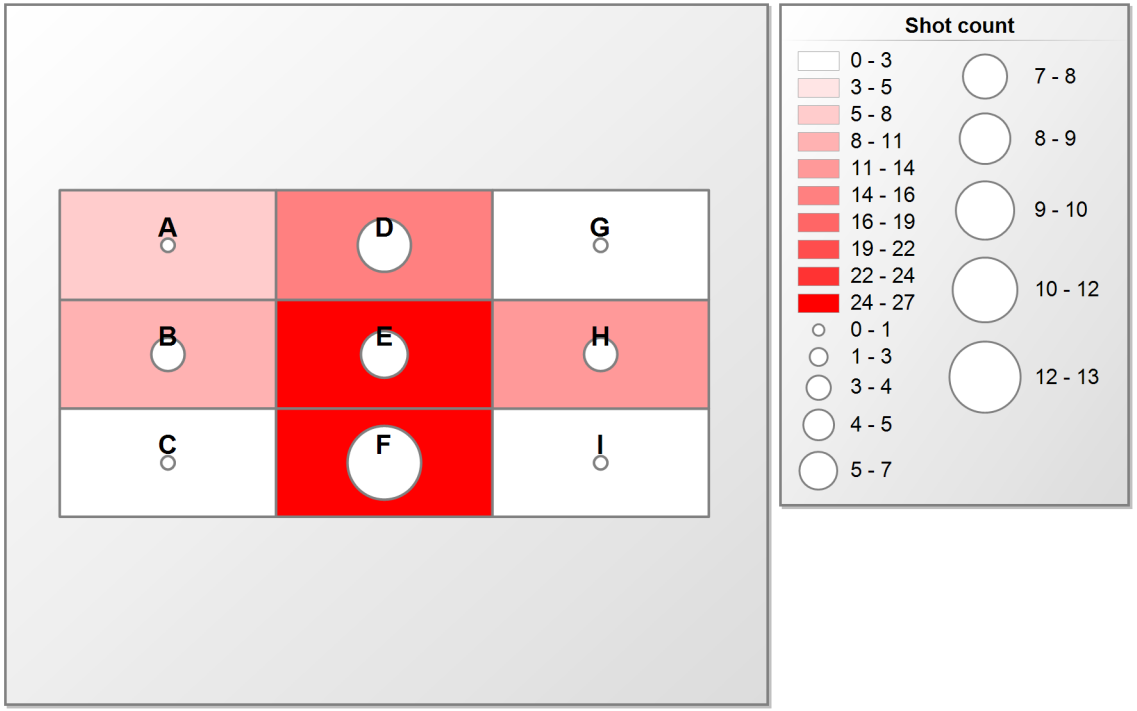

Zone (Fields)	A	B	C	D	E	F	G	H	I	Total
Total	6	9	1	16	25	27	2	12	1	99
on Goal (Circles)	1	5	1	8	7	13	1	4	0	40

© by Roman Koller (info@floorballstatistics.ch)

Event Statistics

Player Statistic			Games	Shots				Goals			Scorer points		Bullies			Penalties	
	Player	Team	played	Total	on Goal	% on Goal	Efficiency (%)	scored	Assists	in %	Total	pt./game	Total	won	in %	Total (min)	in %
1.	Kauppi Oona (27)	FIN	3	15	9	60.00	33.33	3	1	7.89	4	1.33	0	0	0.00	0	0.00
2.	Fitzi Seraina (12)	SUI	3	5	2	40.00	50.00	1	3	2.63	4	1.33	2	1	50.00	2	5.56
3.	Hammar Linnéa (38)	SWE	3	13	6	46.15	50.00	3	0	7.89	3	1.00	5	3	60.00	4	11.11
4.	Sandlund Tilde (21)	SWE	2	10	5	50.00	40.00	2	1	5.26	3	1.50	1	0	0.00	0	0.00
5.	Niederberger Ronja (22)	SUI	3	3	2	66.67	100.00	2	1	5.26	3	1.00	0	0	0.00	0	0.00
6.	Nissilä Josefiina (7)	FIN	3	17	7	41.18	28.57	2	1	5.26	3	1.00	0	0	0.00	2	5.56
7.	Bäckstedt Ellen (12)	SWE	3	18	7	38.89	28.57	2	1	5.26	3	1.00	1	0	0.00	0	0.00
8.	Klubalová Karolína (11)	CZE	3	22	9	40.91	22.22	2	1	5.26	3	1.00	9	3	33.33	4	11.11
9.	Viström Maja (11)	SWE	3	8	1	12.50	100.00	1	2	2.63	3	1.00	9	4	44.44	0	0.00
10.	Staňková Šárka (15)	CZE	3	13	5	38.46	20.00	1	2	2.63	3	1.00	0	0	0.00	0	0.00
11.	Nordstrand Hanna (47)	SWE	3	15	8	53.33	12.50	1	2	2.63	3	1.00	0	0	0.00	0	0.00
12.	Brucháčková Anna (7)	CZE	3	22	9	40.91	11.11	1	2	2.63	3	1.00	1	0	0.00	0	0.00
13.	Lindgren Matilda (15)	SWE	3	9	5	55.56	0.00	0	3	0.00	3	1.00	1	1	100.00	0	0.00
14.	Andersson Moa (27)	SWE	3	6	3	50.00	66.67	2	0	5.26	2	0.67	0	0	0.00	0	0.00
15.	Jiráková Nela (9)	CZE	3	9	5	55.56	40.00	2	0	5.26	2	0.67	0	0	0.00	0	0.00
16.	Wyss Anja (6)	SUI	2	9	5	55.56	40.00	2	0	5.26	2	1.00	5	4	80.00	2	5.56
17.	Ljunggren Amanda (36)	SWE	2	8	5	62.50	20.00	1	1	2.63	2	1.00	1	1	100.00	0	0.00
18.	Stenberg Emma (17)	SWE	3	5	3	60.00	33.33	1	1	2.63	2	0.67	0	0	0.00	0	0.00
19.	Bačová Pavlína (87)	CZE	3	4	4	100.00	25.00	1	1	2.63	2	0.67	0	0	0.00	0	0.00
20.	Kippilä My (80)	FIN	3	8	4	50.00	25.00	1	1	2.63	2	0.67	3	2	66.67	2	5.56
21.	Reusser Norina (19)	SUI	3	5	4	80.00	25.00	1	1	2.63	2	0.67	0	0	0.00	0	0.00
22.	Lundin Ellen (88)	SWE	3	7	2	28.57	0.00	0	2	0.00	2	0.67	4	3	75.00	0	0.00
23.	Mechlová Michaela (13)	CZE	3	4	1	25.00	100.00	1	0	2.63	1	0.33	4	1	25.00	0	0.00
24.	Husková Barbora (26)	CZE	3	5	1	20.00	100.00	1	0	2.63	1	0.33	0	0	0.00	0	0.00
25.	Behuli Gentiana (25)	SUI	3	6	2	33.33	50.00	1	0	2.63	1	0.33	0	0	0.00	0	0.00
26.	Rasmussen Ellen (8)	SWE	3	11	3	27.27	33.33	1	0	2.63	1	0.33	0	0	0.00	0	0.00
27.	Keprtová Vanessa Rebecca (92)	CZE	3	11	4	36.36	25.00	1	0	2.63	1	0.33	8	1	12.50	0	0.00
28.	Gerig Isabelle (17)	SUI	3	19	4	21.05	25.00	1	0	2.63	1	0.33	2	1	50.00	0	0.00
29.	Kubečková Michaela (4)	CZE	3	4	2	50.00	0.00	0	1	0.00	1	0.33	2	0	0.00	2	5.56
30.	Fuchsová Linda (16)	CZE	3	5	0	0.00	0.00	0	1	0.00	1	0.33	0	0	0.00	0	0.00
31.	Kapcová Nela (27)	CZE	3	1	1	100.00	0.00	0	1	0.00	1	0.33	1	0	0.00	2	5.56

© by Roman Koller (info@floorballstatistics.ch)

Event Statistics

Player Statistic			Games	Shots				Goals			Scorer points		Bullies			Penalties	
	Player	Team	played	Total	on Goal	% on Goal	Efficiency (%)	scored	Assists	in %	Total	pt./game	Total	won	in %	Total (min)	in %
32.	Lískovcová Dominika (77)	CZE	3	4	0	0.00	0.00	0	1	0.00	1	0.33	0	0	0.00	0	0.00
33.	Laitila Alma (8)	FIN	3	0	0	0.00	0.00	0	1	0.00	1	0.33	0	0	0.00	0	0.00
34.	Westerlund Daniela (9)	FIN	3	4	1	25.00	0.00	0	1	0.00	1	0.33	1	0	0.00	2	5.56
35.	Hämäläinen Suvi (10)	FIN	3	12	4	33.33	0.00	0	1	0.00	1	0.33	22	18	81.82	0	0.00
36.	Morf Annika (14)	SUI	3	3	1	33.33	0.00	0	1	0.00	1	0.33	2	0	0.00	0	0.00
37.	Spichiger Nathalie (26)	SUI	3	5	3	60.00	0.00	0	1	0.00	1	0.33	3	2	66.67	0	0.00
38.	Gocová Sofie (8)	CZE	3	2	1	50.00	0.00	0	0	0.00	0	0.00	2	0	0.00	0	0.00
39.	Bláhová Monika (12)	CZE	3	0	0	0.00	0.00	0	0	0.00	0	0.00	0	0	0.00	0	0.00
40.	Janošová Barbora (17)	CZE	3	3	3	100.00	0.00	0	0	0.00	0	0.00	0	0	0.00	0	0.00
41.	Bolfová Liliana (25)	CZE	3	1	0	0.00	0.00	0	0	0.00	0	0.00	0	0	0.00	4	11.11
42.	Jašková Barbora (29)	CZE	3	2	1	50.00	0.00	0	0	0.00	0	0.00	0	0	0.00	0	0.00
43.	Stůjová Karolína (93)	CZE	3	5	2	40.00	0.00	0	0	0.00	0	0.00	1	1	100.00	0	0.00
44.	Järvinen Janella (4)	FIN	2	1	0	0.00	0.00	0	0	0.00	0	0.00	0	0	0.00	0	0.00
45.	Granlund Milla (12)	FIN	3	0	0	0.00	0.00	0	0	0.00	0	0.00	1	1	100.00	0	0.00
46.	Höynälä Meri-Helmi (13)	FIN	3	1	0	0.00	0.00	0	0	0.00	0	0.00	1	1	100.00	0	0.00
47.	Valtola Ulla (16)	FIN	3	12	4	33.33	0.00	0	0	0.00	0	0.00	6	2	33.33	0	0.00
48.	Vilenius Veera (21)	FIN	3	7	3	42.86	0.00	0	0	0.00	0	0.00	0	0	0.00	0	0.00
49.	Mettälä Iida (48)	FIN	2	2	1	50.00	0.00	0	0	0.00	0	0.00	0	0	0.00	0	0.00
50.	Gauffin-Kauste Zara (60)	FIN	2	2	1	50.00	0.00	0	0	0.00	0	0.00	0	0	0.00	0	0.00
51.	Pietilä Emilia (61)	FIN	3	3	2	66.67	0.00	0	0	0.00	0	0.00	0	0	0.00	0	0.00
52.	Pitkäkangas Natalia (64)	FIN	3	9	1	11.11	0.00	0	0	0.00	0	0.00	1	1	100.00	0	0.00
53.	Pietilä Olivia (66)	FIN	3	8	3	37.50	0.00	0	0	0.00	0	0.00	0	0	0.00	0	0.00
54.	Latvala Iina (72)	FIN	3	6	3	50.00	0.00	0	0	0.00	0	0.00	1	0	0.00	0	0.00
55.	Purhonen Lotta (79)	FIN	3	3	2	66.67	0.00	0	0	0.00	0	0.00	0	0	0.00	0	0.00
56.	Maikola Henrika (96)	FIN	3	5	5	100.00	0.00	0	0	0.00	0	0.00	0	0	0.00	0	0.00
57.	Ritter Naja (3)	SUI	3	1	1	100.00	0.00	0	0	0.00	0	0.00	0	0	0.00	0	0.00
58.	Wyss Mirjam (4)	SUI	2	3	2	66.67	0.00	0	0	0.00	0	0.00	0	0	0.00	2	5.56
59.	Ediz Laila (7)	SUI	3	5	2	40.00	0.00	0	0	0.00	0	0.00	4	1	25.00	2	5.56
60.	Härtsch Anne (8)	SUI	3	2	1	50.00	0.00	0	0	0.00	0	0.00	0	0	0.00	2	5.56
61.	Larsson Linn (9)	SUI	3	3	0	0.00	0.00	0	0	0.00	0	0.00	1	1	100.00	0	0.00
62.	Stettler Céline (10)	SUI	3	13	3	23.08	0.00	0	0	0.00	0	0.00	0	0	0.00	2	5.56

© by Roman Koller (info@floorballstatistics.ch)

Event Statistics

Player Statistic			Games	Shots				Goals			Scorer points		Bullies			Penalties	
	Player	**Team**	played	Total	on Goal	% on Goal	Efficiency (%)	scored	Assists	in %	Total	pt./game	Total	won	in %	Total (min)	in %
63.	Wick Marcia (11)	SUI	3	5	2	40.00	0.00	0	0	0.00	0	0.00	12	6	50.00	0	0.00
64.	von Arx Lisa (13)	SUI	3	5	2	40.00	0.00	0	0	0.00	0	0.00	1	1	100.00	0	0.00
65.	Suter Lea (21)	SUI	3	4	2	50.00	0.00	0	0	0.00	0	0.00	0	0	0.00	0	0.00
66.	Faisst Annina (23)	SUI	2	2	1	50.00	0.00	0	0	0.00	0	0.00	2	1	50.00	0	0.00
67.	Gredig Chiara (28)	SUI	3	1	1	100.00	0.00	0	0	0.00	0	0.00	0	0	0.00	0	0.00
68.	Heander Emma (2)	SWE	2	1	0	0.00	0.00	0	0	0.00	0	0.00	0	0	0.00	0	0.00
69.	Stenvall Jonna (4)	SWE	3	1	0	0.00	0.00	0	0	0.00	0	0.00	0	0	0.00	0	0.00
70.	Ekenlinde Mathilda (5)	SWE	3	3	1	33.33	0.00	0	0	0.00	0	0.00	0	0	0.00	0	0.00
71.	Boric Svärd Sandra (9)	SWE	2	6	1	16.67	0.00	0	0	0.00	0	0.00	0	0	0.00	0	0.00
72.	Vuontisvaara Jonna (14)	SWE	3	3	2	66.67	0.00	0	0	0.00	0	0.00	4	1	25.00	0	0.00
73.	Öhgren Nellie (22)	SWE	3	5	0	0.00	0.00	0	0	0.00	0	0.00	3	2	66.67	0	0.00
74.	Moa Johansson (25)	SWE	3	1	0	0.00	0.00	0	0	0.00	0	0.00	0	0	0.00	0	0.00
75.	Hedman Linnéa (29)	SWE	2	1	1	100.00	0.00	0	0	0.00	0	0.00	0	0	0.00	0	0.00
76.	Löfborg Thea (55)	SWE	2	5	2	40.00	0.00	0	0	0.00	0	0.00	2	0	0.00	2	5.56
				467	**193**	**41.33**	**19.69**	**38**					**129**			**36**	

Sorted by:

1st scorer points

2nd scorer points per game

3rd goals scored

4th efficiency

© by Roman Koller (info@floorballstatistics.ch)

Event Statistics

	Defense					Goal received											
	Body	Foot/Leg	Hand/Arm	Helmet	**Total**	behind the goal	between legs	distracted	missed	movement	no reaction	play around	transferred	**Total**	**Total**	**Saves**	**Saves in %**
90 Monika Šolleová	6	7	6	2	**21**		1		2	1				**4**	**25**	**21**	**84.00**
86 Lovisa Hedin	5	7	11		**23**								1	**1**	**24**	**23**	**95.83**
94 Lara Heini	8	8	15		**31**			0			2		2	**4**	**35**	**31**	**88.57**
66 Eliška Svrčková	1	4	8		**13**				2				2	**4**	**17**	**13**	**76.47**
98 Miia Maaranen	6	4	12	2	**24**					4		1	1	**6**	**30**	**24**	**80.00**
1 Ladina Töndury	7	2	3		**12**				1	3		1		**5**	**17**	**12**	**70.59**
26 Emmi Pölönen	5		2		**7**				2	2		1	1	**6**	**13**	**7**	**53.85**
1 Matilda Östlund Visén	1	3	6	0	**10**	0	0	0	0	0	1	0	0	**1**	**11**	**10**	**90.91**
Total	**39**	**35**	**63**	**4**	**141**	**0**	**1**	**0**	**7**	**10**	**3**	**3**	**7**	**31**	**172**	**141**	**81.98**

© by Roman Koller (info@floorballstatistics.ch)

Event Statistics

	Defense					Goal received						
	Body	Foot/Leg	Hand/Arm	Helmet	**Total**	between legs	missed	movement	**Total**	**Total**	**Saves**	**Saves in %**
90 Monika Šolleová	6	7	6	2	**21**	1	2	1	**4**	**25**	**21**	**84.00**
Total	**6**	**7**	**6**	**2**	**21**	**1**	**2**	**1**	**4**	**25**	**21**	**84.00**

Shots and Saves

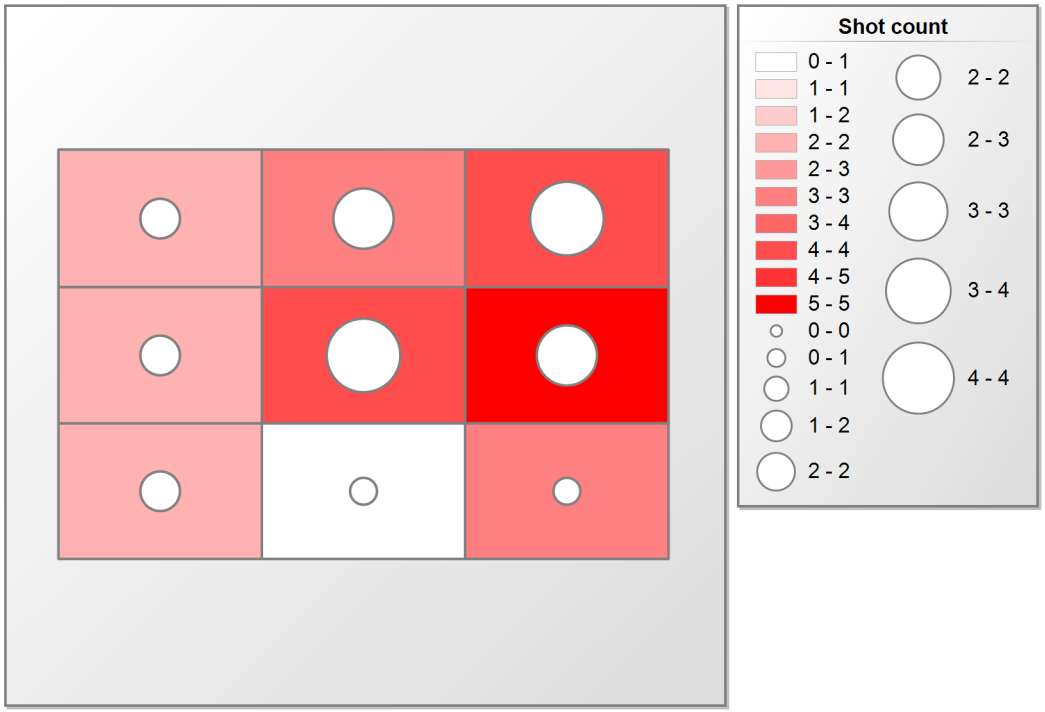

received Goals and shots

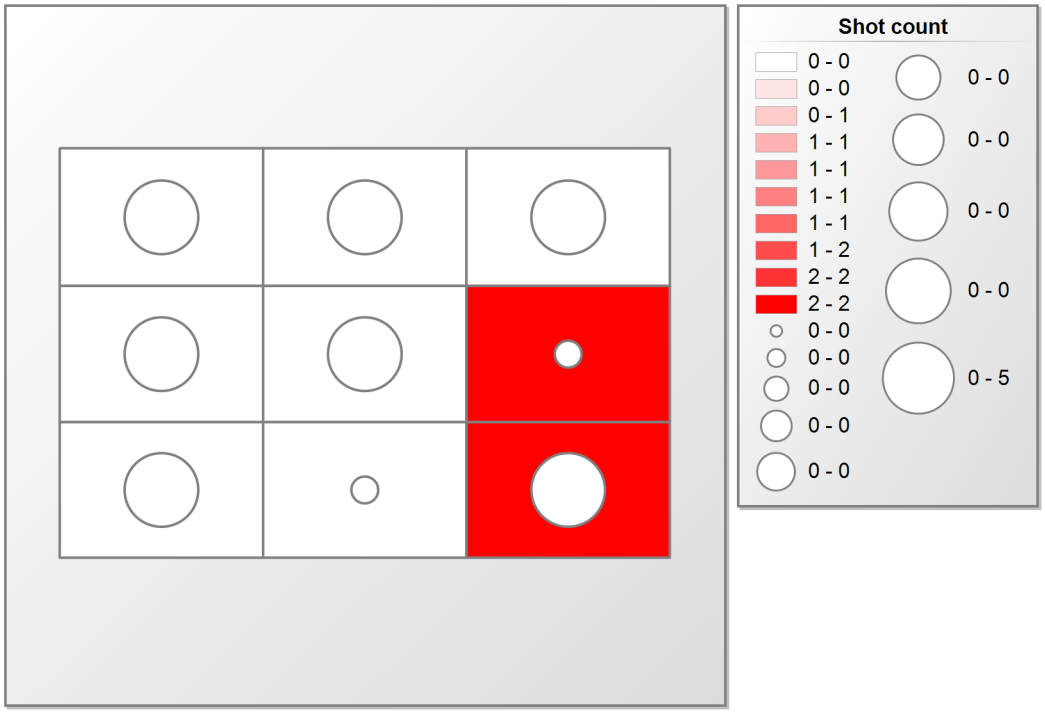

© by Roman Koller (info@floorballstatistics.ch)

Event Statistics

	Defense				Goal received				
	Body	Foot/Leg	Hand/Arm	**Total**	transferred	**Total**	**Total**	**Saves**	**Saves in %**
86 Lovisa Hedin	5	7	11	**23**	1	**1**	**24**	**23**	**95.83**
Total	**5**	**7**	**11**	**23**	**1**	**1**	**24**	**23**	**95.83**

Shots and Saves

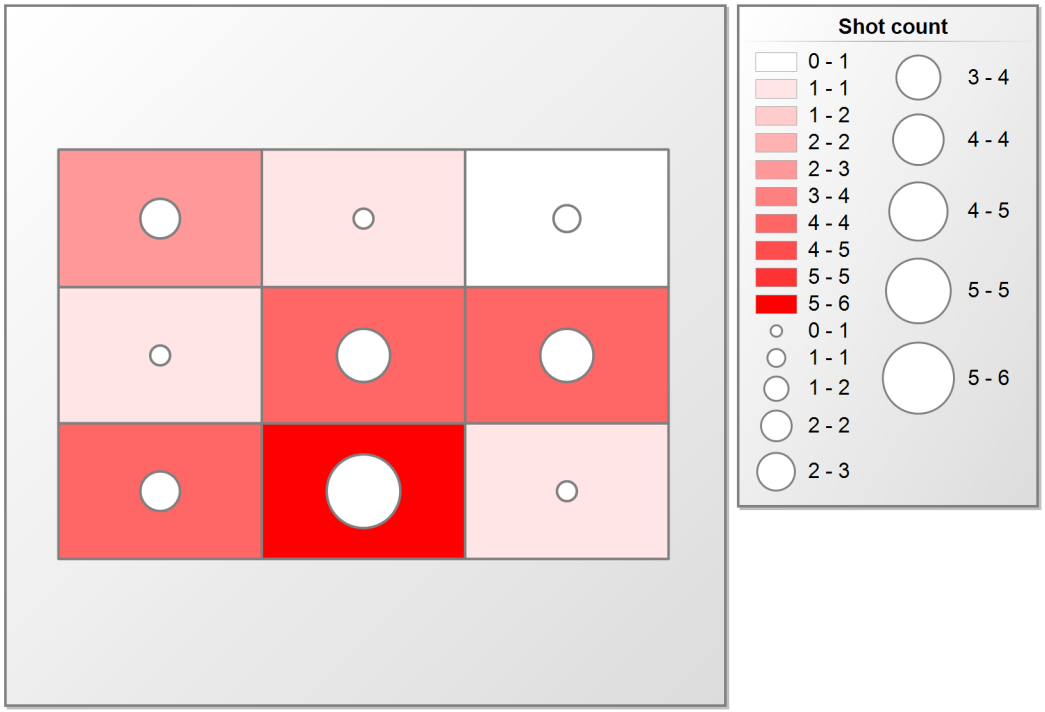

received Goals and shots



© by Roman Koller (info@floorballstatistics.ch)

Event Statistics

	Defense				Goal received					
	Body	Foot/Leg	Hand/Arm	**Total**	no reaction	transferred	**Total**	**Total**	**Saves**	**Saves in %**
94 Lara Heini	8	8	15	**31**	2	2	**4**	**35**	**31**	**88.57**
Total	**8**	**8**	**15**	**31**	**2**	**2**	**4**	**35**	**31**	**88.57**

Shots and Saves

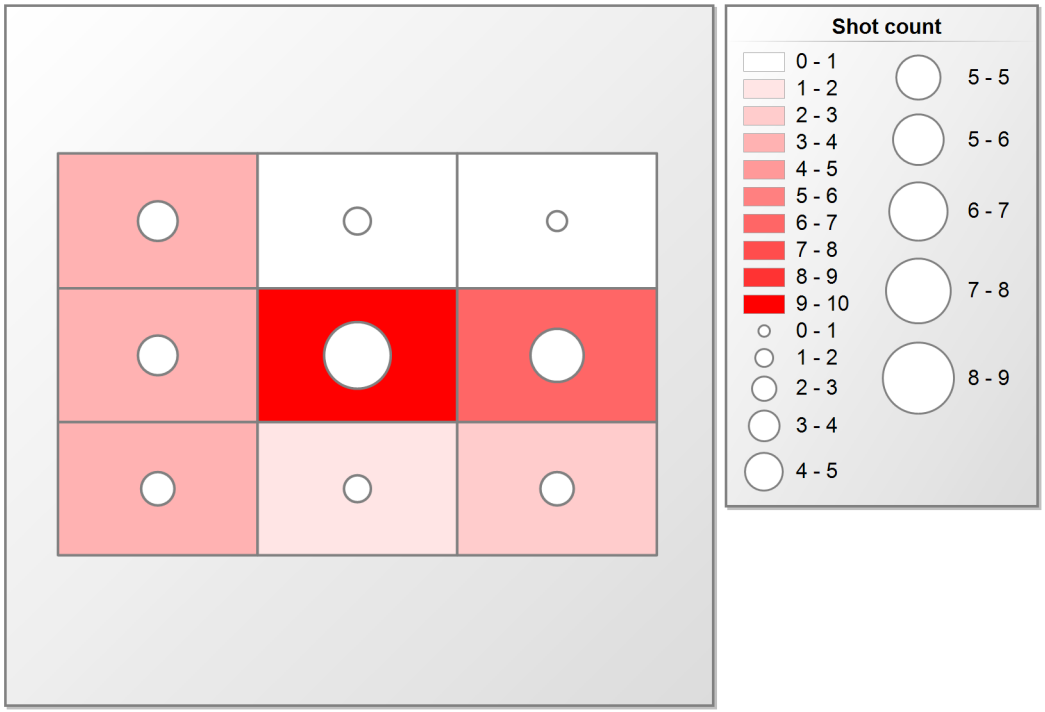

received Goals and shots

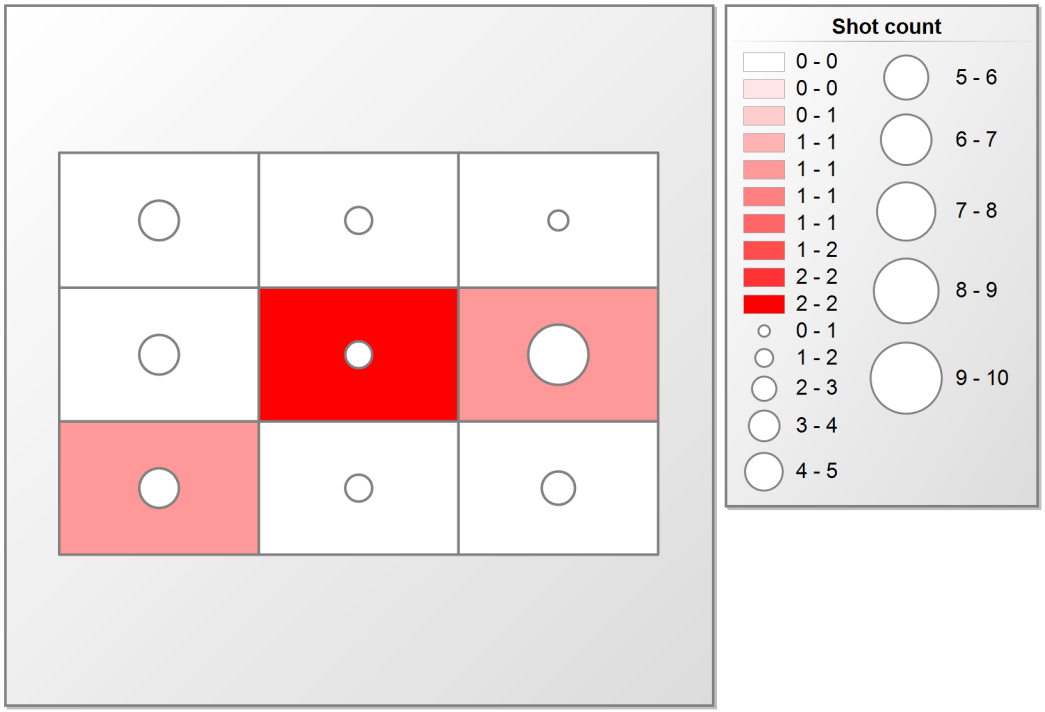

© by Roman Koller (info@floorballstatistics.ch)

Event Statistics

	Defense				Goal received					
	Body	Foot/Leg	Hand/Arm	**Total**	missed	transferred	**Total**	**Total**	**Saves**	**Saves in %**
66 Eliška Svrčková	1	4	8	**13**	2	2	**4**	**17**	**13**	**76.47**
Total	**1**	**4**	**8**	**13**	**2**	**2**	**4**	**17**	**13**	**76.47**

Shots and Saves

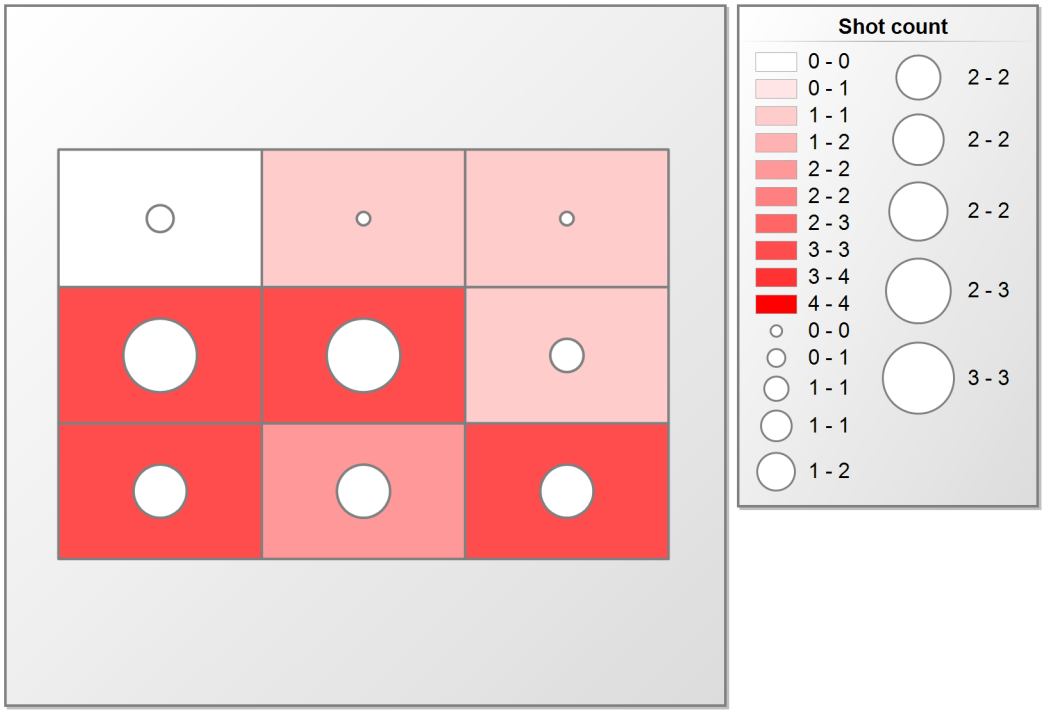

received Goals and shots

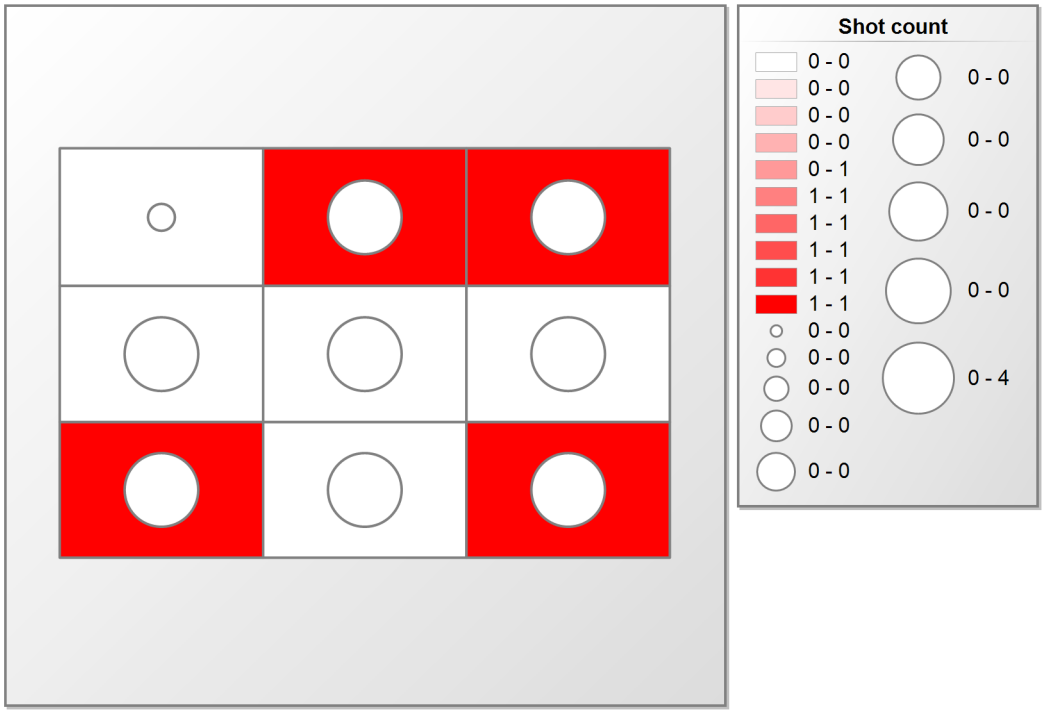

© by Roman Koller (info@floorballstatistics.ch)

Event Statistics

	Defense					Goal received						
	Body	Foot/Leg	Hand/Arm	Helmet	**Total**	movement	play around	transferred	**Total**	**Total**	**Saves**	**Saves in %**
98 Miia Maaranen	6	4	12	2	**24**	4	1	1	**6**	**30**	**24**	**80.00**
Total	**6**	**4**	**12**	**2**	**24**	**4**	**1**	**1**	**6**	**30**	**24**	**80.00**

Shots and Saves

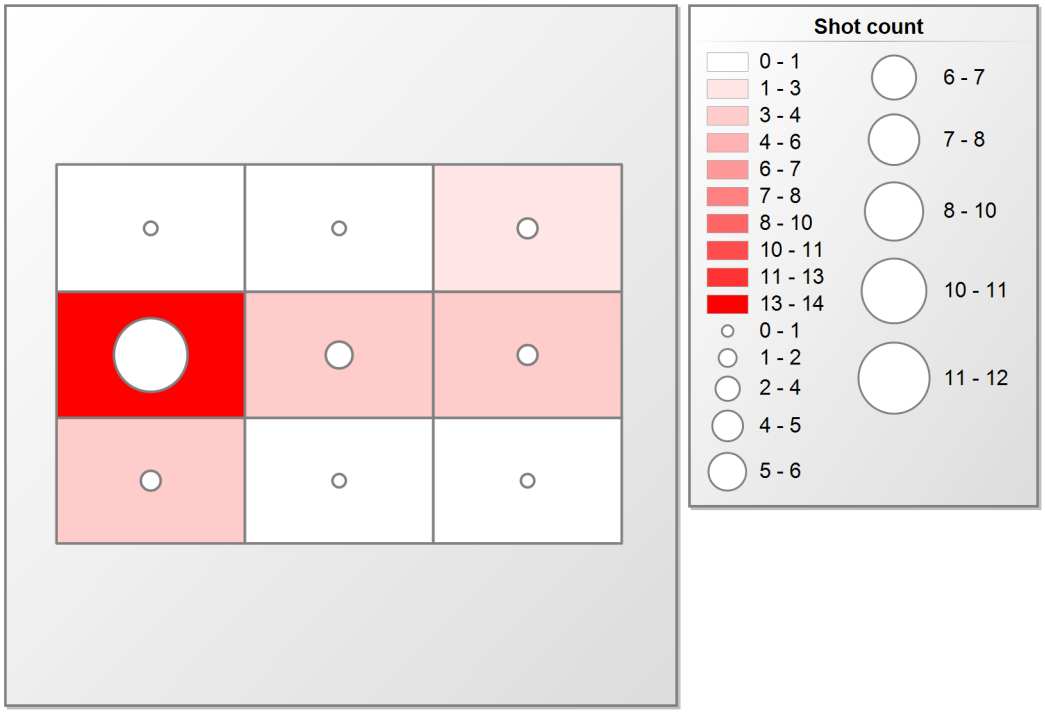

received Goals and shots

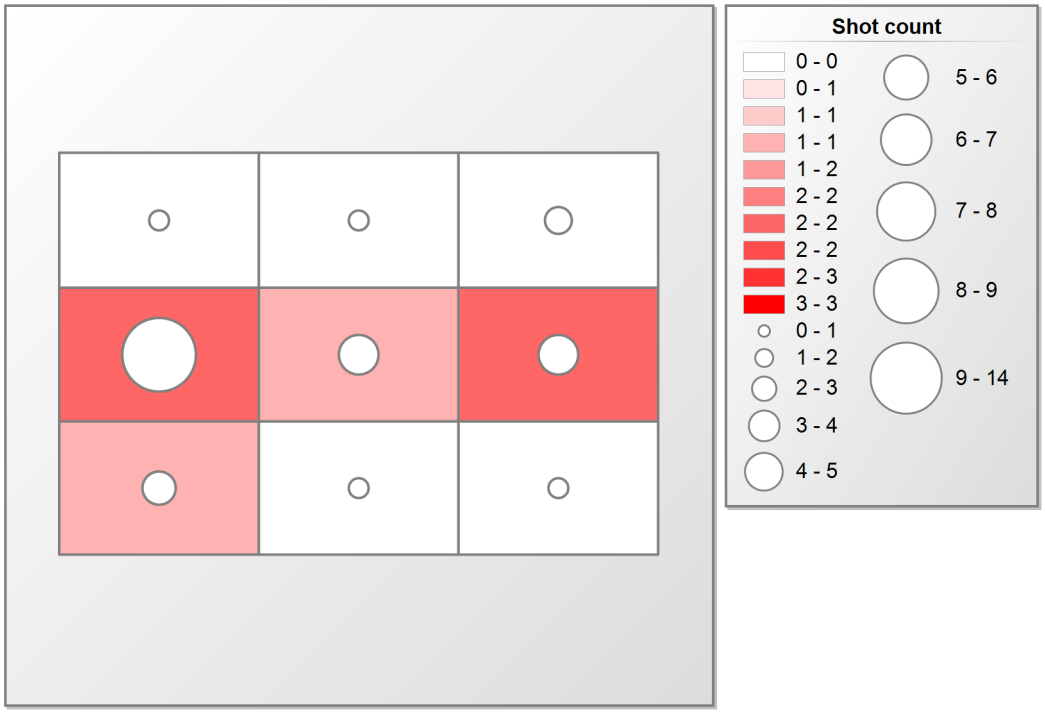

© by Roman Koller (info@floorballstatistics.ch)

Event Statistics

	Defense				Goal received						
	Body	Foot/Leg	Hand/Arm	**Total**	missed	movement	play around	**Total**	**Total**	**Saves**	**Saves in %**
1 Ladina Töndury	7	2	3	**12**	1	3	1	**5**	**17**	**12**	**70.59**
Total	**7**	**2**	**3**	**12**	**1**	**3**	**1**	**5**	**17**	**12**	**70.59**

Shots and Saves

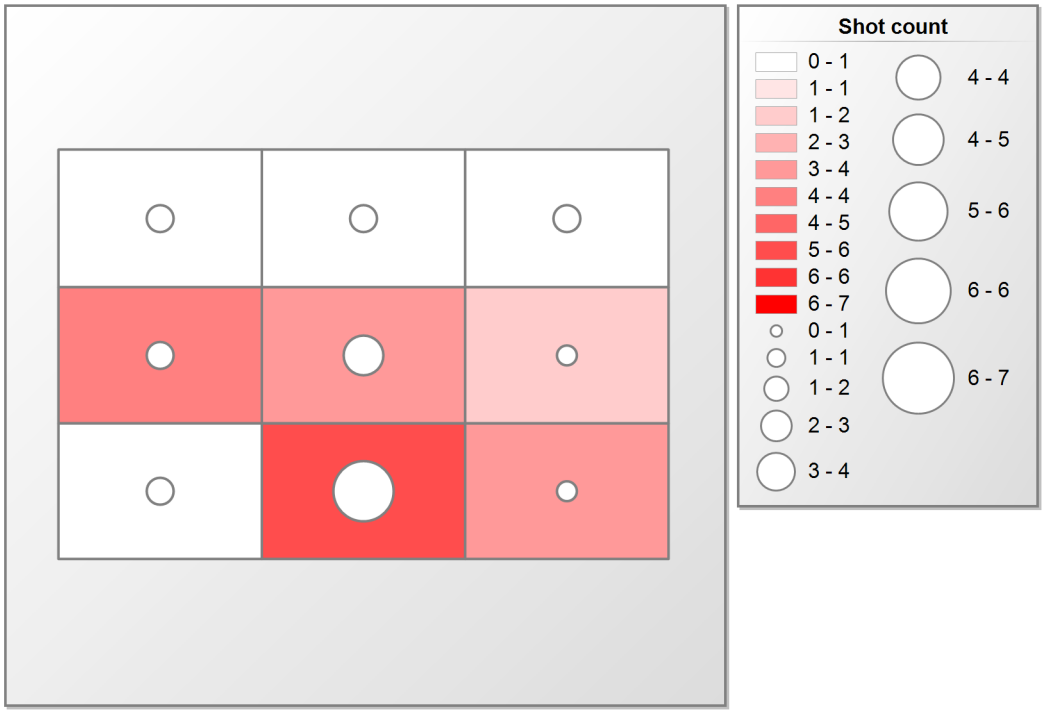

received Goals and shots

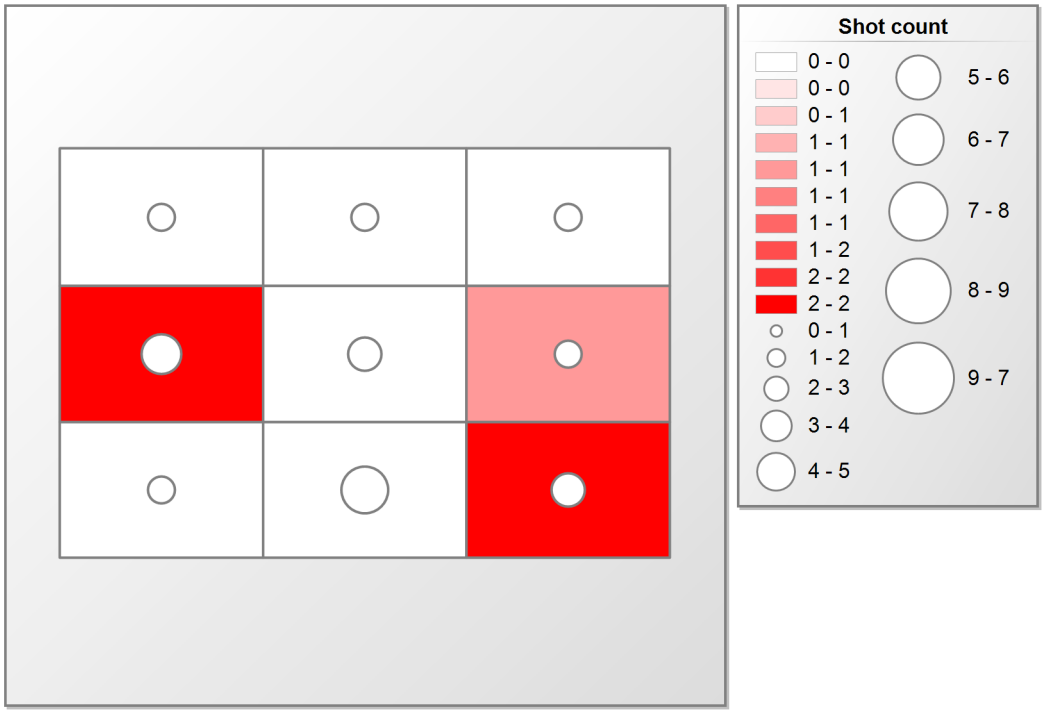

© by Roman Koller (info@floorballstatistics.ch)

Event Statistics

	Defense			Goal received							
	Body	Hand/Arm	**Total**	missed	movement	play around	transferred	**Total**	**Total**	**Saves**	**Saves in %**
26 Emmi Pölönen	5	2	**7**	2	2	1	1	**6**	**13**	**7**	**53.85**
Total	**5**	**2**	**7**	**2**	**2**	**1**	**1**	**6**	**13**	**7**	**53.85**

Shots and Saves

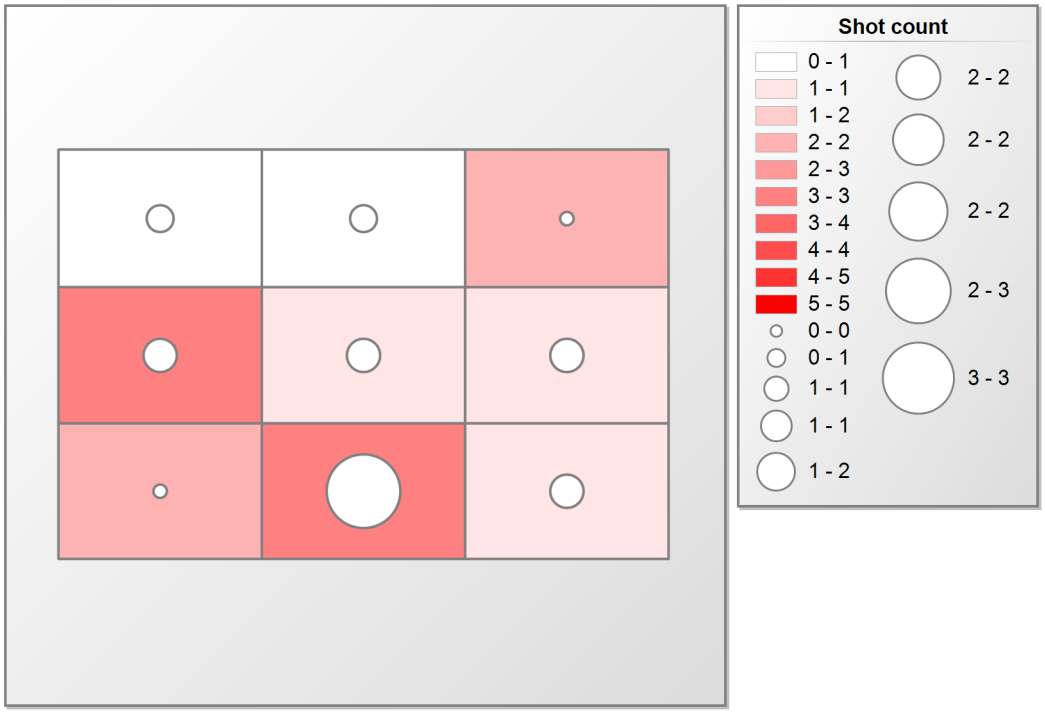

received Goals and shots

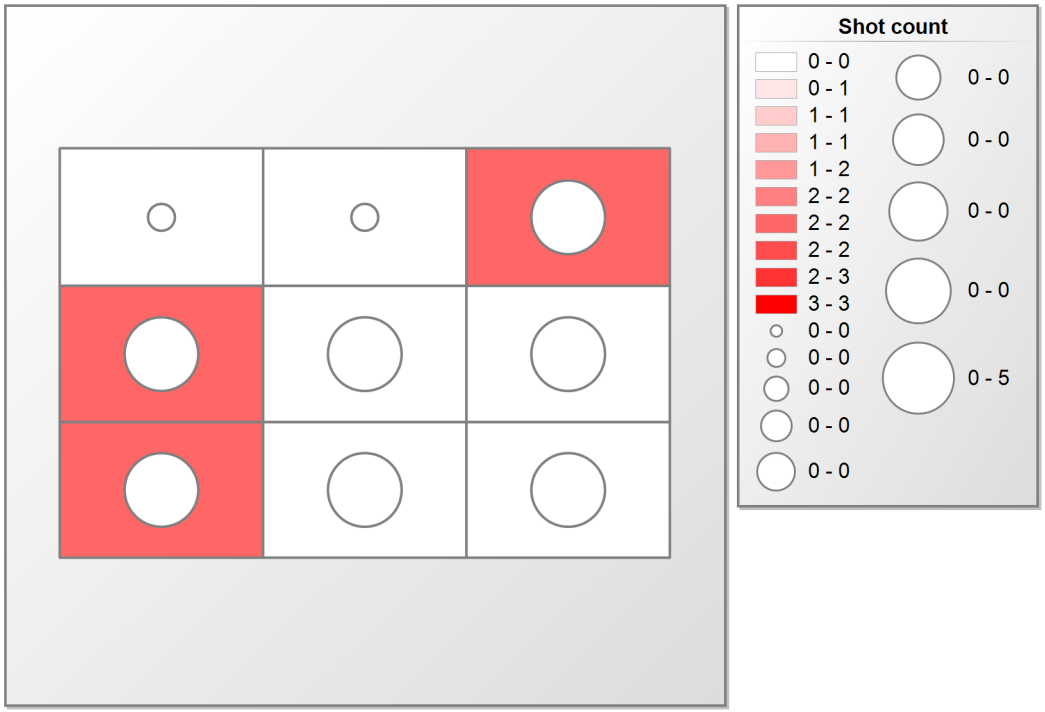

© by Roman Koller (info@floorballstatistics.ch)

Event Statistics

	Defense				Goal received				
	Body	Foot/Leg	Hand/Arm	**Total**	no reaction	**Total**	**Total**	**Saves**	**Saves in %**
1 Matilda Östlund Visén	1	3	6	**10**	1	**1**	**11**	**10**	**90.91**
Total	**1**	**3**	**6**	**10**	**1**	**1**	**11**	**10**	**90.91**

Shots and Saves

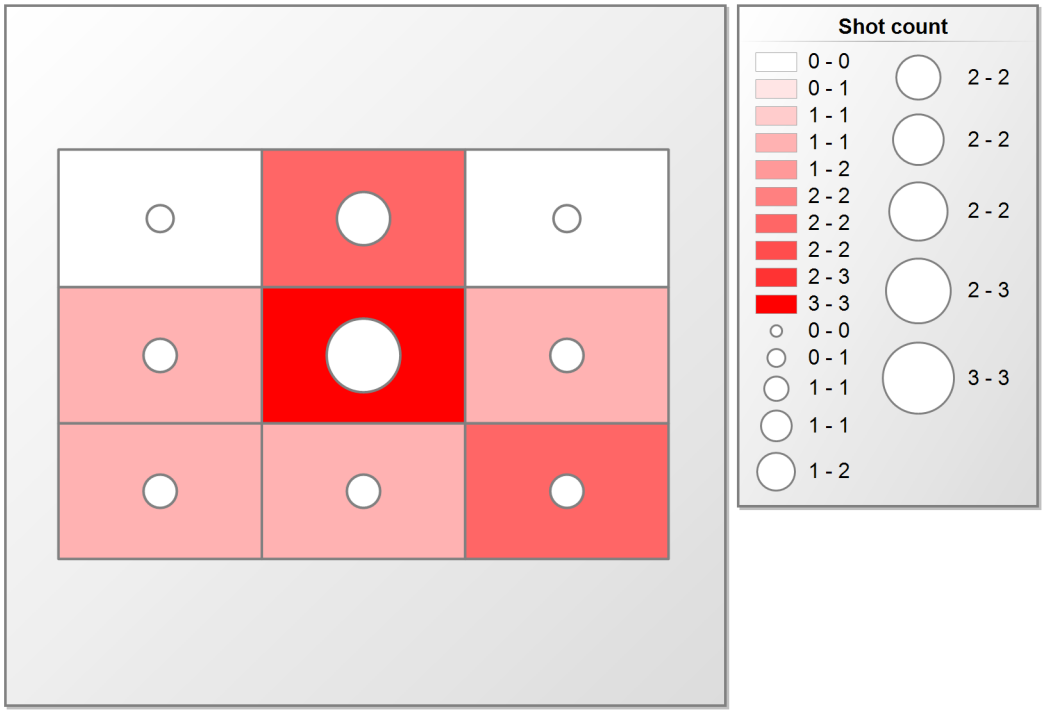

received Goals and shots

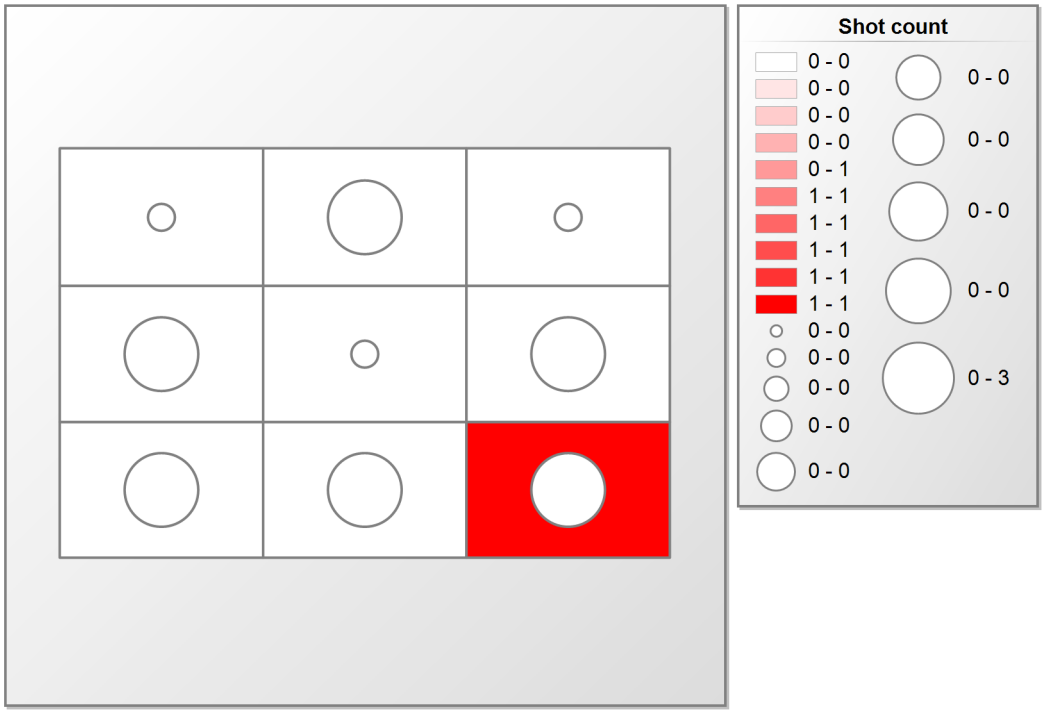

© by Roman Koller (info@floorballstatistics.ch)

EFT 2026

Game Statistics

September 06, 2026 / 10:00:00

vs

Game Statistics

Possession

1st Periode

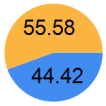

2nd Periode

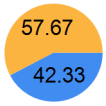

3rd Periode

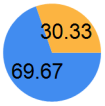

No Data Available

Overall

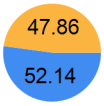

	Sweden	Finland
	4	**1**
1st	2	0
2nd	1	0
3rd	1	1
ET	0	0

Shots statistics

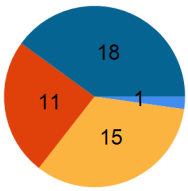

	1st	2nd	3rd	ET	Total
bar	0	1	0	0	**1**
blocked	3	8	4	0	**15**
missed	6	5	0	0	**11**
on goal	9	5	4	0	**18**
	18	**19**	**8**	**0**	**45**

Precision (%)	50.00	26.32	50.00	**40.00**
Efficiency (%)	22.22	20.00	25.00	**22.22**

Shots statistics

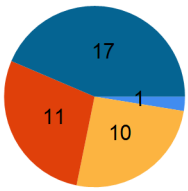

	1st	2nd	3rd	ET	Total
bar	0	0	1	0	**1**
blocked	4	2	4	0	**10**
missed	3	2	6	0	**11**
on goal	3	5	9	0	**17**
	10	**9**	**20**	**0**	**39**

Precision (%)	30.00	55.56	45.00	**43.59**
Efficiency (%)	0.00	0.00	11.11	**5.88**

Goalkeeper statistic

	86 Lovisa Hedin	
	Shots	Saves
1st	3	3
	100.00%	
2nd	5	5
	100.00%	
3rd	9	8
	88.89%	
ET	0	0
	NaN	
Total	**17**	**16**
	94.12%	

Goalkeeper statistic

	98 Miia Maaranen	
	Shots	Saves
1st	9	7
	77.78%	
2nd	5	4
	80.00%	
3rd	3	3
	100.00%	
ET	0	0
	NaN	
Total	**17**	**14**
	82.35%	

Penaltytime statistics

	1st	2nd	3rd	Total	Goals
Power play	00:00	01:13	00:47	02:00	0
Box Play	00:00	00:00	04:00	04:00	0

Penaltytime statistics

	1st	2nd	3rd	Total	Goals
Power play	00:00	00:00	04:00	04:00	0
Box Play	00:00	01:13	00:47	02:00	0

© by Roman Koller (info@floorballstatistics.ch)

Game Statistics

Game history

1st Periode

Time	Result	Team	Special Situation	#	Player	#	Assist	Speed
00:58	1-0	Sweden		27	Moa Andersson	88	Ellen Lundin	0.00
10:17	2-0	Sweden		12	Ellen Bäckstedt	15	Matilda Lindgren	0.00

2nd Periode

Time	Result	Team	Special Situation	#	Player	#	Assist	Speed
33:05	3-0	Sweden		12	Ellen Bäckstedt	15	Matilda Lindgren	0.00
34:44		Finland	Penalty Shot	64	Natalia Pitkäkangas			
34:44		Sweden	Missed Penalty	11	Maja Viström			0.00
38:47		Finland	2' Incorrect hit	7	Josefiina Nissilä			

3rd Periode

Time	Result	Team	Special Situation	#	Player	#	Assist	Speed
40:34		Sweden	2' Holding	55	Thea Löfborg			
47:10		Sweden	2' Incorrect substitution	38	Linnéa Hammar			
47:44		Sweden	Penalty Shot	15	Matilda Lindgren			
47:44		Finland	Missed Penalty	80	My Kippilä			0.00
56:49	3-1	Finland	without Goalkeeper	7	Josefiina Nissilä	27	Oona Kauppi	0.00
58:53	4-1	Sweden	empty netter	38	Linnéa Hammar			0.00

© by Roman Koller (info@floorballstatistics.ch)

Game Statistics

Sweden	Plus/Minus			Shots				Goals		
Player	+	-	balance	Total	on Goal	% on Goal	Efficiency (%)	scored	Assists	in %
2 Heander Emma	1	1	0	1	0	0.00	0.00	0	0	0.00
4 Stenvall Jonna	0	0	0	1	0	0.00	0.00	0	0	0.00
5 Ekenlinde Mathilda	0	0	0	0	0	0.00	0.00	0	0	0.00
8 Rasmussen Ellen	1	1	0	4	0	0.00	0.00	0	0	0.00
9 Boric Svärd Sandra	0	0	0	3	0	0.00	0.00	0	0	0.00
11 Viström Maja	2	0	2	2	0	0.00	0.00	0	0	0.00
12 Bäckstedt Ellen	2	0	2	7	6	85.71	33.33	2	0	50.00
14 Vuontisvaara Jonna	0	1	-1	1	1	100.00	0.00	0	0	0.00
15 Lindgren Matilda	3	0	3	1	0	0.00	0.00	0	2	0.00
17 Stenberg Emma	0	1	-1	3	1	33.33	0.00	0	0	0.00
22 Öhgren Nellie	0	0	0	0	0	0.00	0.00	0	0	0.00
25 Moa Johansson	2	0	2	1	0	0.00	0.00	0	0	0.00
27 Andersson Moa	1	1	0	4	1	25.00	100.00	1	0	25.00
36 Ljunggren Amanda	0	0	0	4	3	75.00	0.00	0	0	0.00
38 Hammar Linnéa	2	0	2	4	3	75.00	33.33	1	0	25.00
47 Nordstrand Hanna	0	0	0	0	0	0.00	0.00	0	0	0.00
55 Löfborg Thea	1	0	1	3	1	33.33	0.00	0	0	0.00
88 Lundin Ellen	1	0	1	6	2	33.33	0.00	0	1	0.00
	16	5		**45**	**18**	**40.00**	**22.22**			

Finland	Plus/Minus			Shots				Goals		
Player	+	-	balance	Total	on Goal	% on Goal	Efficiency (%)	scored	Assists	in %
7 Nissilä Josefiina	1	3	-2	4	1	25.00	100.00	1	0	100.00
8 Laitila Alma	0	0	0	0	0	0.00	0.00	0	0	0.00
9 Westerlund Daniela	0	2	-2	0	0	0.00	0.00	0	0	0.00
10 Hämäläinen Suvi	1	1	0	4	1	25.00	0.00	0	0	0.00
12 Granlund Milla	0	0	0	0	0	0.00	0.00	0	0	0.00
13 Höynälä Meri-Helmi	0	2	-2	0	0	0.00	0.00	0	0	0.00
16 Valtola Ulla	0	1	-1	6	0	0.00	0.00	0	0	0.00
21 Vilenius Veera	1	1	0	4	2	50.00	0.00	0	0	0.00
27 Kauppi Oona	1	3	-2	4	2	50.00	0.00	0	1	0.00
48 Mettälä Iida	0	0	0	1	1	100.00	0.00	0	0	0.00
60 Gauffin-Kauste Zara	0	0	0	0	0	0.00	0.00	0	0	0.00
61 Pietilä Emilia	0	1	-1	0	0	0.00	0.00	0	0	0.00
64 Pitkäkangas Natalia	1	1	0	4	1	25.00	0.00	0	0	0.00
66 Pietilä Olivia	0	1	-1	4	2	50.00	0.00	0	0	0.00
72 Latvala Iina	0	1	-1	4	3	75.00	0.00	0	0	0.00
79 Purhonen Lotta	0	0	0	0	0	0.00	0.00	0	0	0.00
80 Kippilä My	1	3	-2	1	1	100.00	0.00	0	0	0.00
96 Maikola Henrika	0	1	-1	3	3	100.00	0.00	0	0	0.00
	6	21		**39**	**17**	**43.59**	**5.88**			

© by Roman Koller (info@floorballstatistics.ch)

Shot Statistics

Sweden

Overall

Finland

bar	0	0.00 %
blocked	0	0.00 %
missed	0	0.00 %
on goal	0	0.00 %
Shots	**0**	**0.00 %**
Scores	**0**	**0.00 %**

bar	1	8.33 %
blocked	1	8.33 %
missed	2	16.67 %
on goal	8	66.67 %
Shots	**12**	**26.67 %**
Scores	**4**	**100.00 %**

bar	0	0.00 %
blocked	0	0.00 %
missed	0	0.00 %
on goal	0	0.00 %
Shots	**0**	**0.00 %**
Scores	**0**	**0.00 %**

bar	0	0.00 %
missed	3	30.00 %
on goal	3	30.00 %
blocked	4	40.00 %
Shots	**10**	**22.22 %**
Scores	**0**	**0.00 %**

bar	0	0.00 %
blocked	4	30.77 %
missed	4	30.77 %
on goal	5	38.46 %
Shots	**13**	**28.89 %**
Scores	**0**	**0.00 %**

bar	0	0.00 %
missed	1	16.67 %
on goal	1	16.67 %
blocked	4	66.67 %
Shots	**6**	**13.33 %**
Scores	**0**	**0.00 %**

bar	0	0.00 %
blocked	0	0.00 %
missed	0	0.00 %
on goal	0	0.00 %
Shots	**0**	**0.00 %**
Scores	**0**	**0.00 %**

bar	0	0.00 %
missed	1	25.00 %
on goal	1	25.00 %
blocked	2	50.00 %
Shots	**4**	**8.89 %**
Scores	**0**	**0.00 %**

bar	0	0.00 %
blocked	0	0.00 %
missed	0	0.00 %
on goal	0	0.00 %
Shots	**0**	**0.00 %**
Scores	**0**	**0.00 %**

bar	0	0.00 %
blocked	0	0.00 %
on goal	0	0.00 %
missed	1	100.00 %
Shots	**1**	**2.56 %**
Scores	**0**	**0.00 %**

bar	0	0.00 %
blocked	0	0.00 %
missed	0	0.00 %
on goal	1	100.00 %
Shots	**1**	**2.56 %**
Scores	**0**	**0.00 %**

bar	0	0.00 %
blocked	0	0.00 %
missed	0	0.00 %
on goal	1	100.00 %
Shots	**1**	**2.56 %**
Scores	**0**	**0.00 %**

bar	0	0.00 %
missed	2	28.57 %
on goal	2	28.57 %
blocked	3	42.86 %
Shots	**7**	**17.95 %**
Scores	**0**	**0.00 %**

bar	0	0.00 %
blocked	2	16.67 %
missed	5	41.67 %
on goal	5	41.67 %
Shots	**12**	**30.77 %**
Scores	**1**	**100.00 %**

missed	0	0.00 %
bar	1	14.29 %
blocked	3	42.86 %
on goal	3	42.86 %
Shots	**7**	**17.95 %**
Scores	**0**	**0.00 %**

bar	0	0.00 %
blocked	1	25.00 %
missed	1	25.00 %
on goal	2	50.00 %
Shots	**4**	**10.26 %**
Scores	**0**	**0.00 %**

bar	0	0.00 %
blocked	1	16.67 %
missed	2	33.33 %
on goal	3	50.00 %
Shots	**6**	**15.38 %**
Scores	**0**	**0.00 %**

bar	0	0.00 %
blocked	0	0.00 %
missed	0	0.00 %
on goal	0	0.00 %
Shots	**0**	**0.00 %**
Scores	**0**	**0.00 %**

bar	1	2.22 %
missed	11	24.44 %
blocked	15	33.33 %
on goal	18	40.00 %
Shots	**45**	
Scores	**4**	

bar	1	2.56 %
blocked	10	25.64 %
missed	11	28.21 %
on goal	17	43.59 %
Shots	**39**	
Scores	**1**	

© by Roman Koller (info@floorballstatistics.ch)

Shot Statistics

Sweden

1st Periode

Finland

bar	0	0.00 %
blocked	0	0.00 %
missed	0	0.00 %
on goal	0	0.00 %
Shots	**0**	**0.00 %**
Scores	**0**	**0.00 %**

bar	0	0.00 %
blocked	0	0.00 %
missed	1	25.00 %
on goal	3	75.00 %
Shots	**4**	**22.22 %**
Scores	**2**	**100.00 %**

bar	0	0.00 %
blocked	0	0.00 %
missed	0	0.00 %
on goal	0	0.00 %
Shots	**0**	**0.00 %**
Scores	**0**	**0.00 %**

bar	0	0.00 %
blocked	1	20.00 %
missed	1	20.00 %
on goal	3	60.00 %
Shots	**5**	**27.78 %**
Scores	**0**	**0.00 %**

bar	0	0.00 %
blocked	1	25.00 %
on goal	1	25.00 %
missed	2	50.00 %
Shots	**4**	**22.22 %**
Scores	**0**	**0.00 %**

bar	0	0.00 %
blocked	0	0.00 %
missed	1	50.00 %
on goal	1	50.00 %
Shots	**2**	**11.11 %**
Scores	**0**	**0.00 %**

bar	0	0.00 %
blocked	0	0.00 %
missed	0	0.00 %
on goal	0	0.00 %
Shots	**0**	**0.00 %**
Scores	**0**	**0.00 %**

bar	0	0.00 %
blocked	1	33.33 %
missed	1	33.33 %
on goal	1	33.33 %
Shots	**3**	**16.67 %**
Scores	**0**	**0.00 %**

bar	0	0.00 %
blocked	0	0.00 %
missed	0	0.00 %
on goal	0	0.00 %
Shots	**0**	**0.00 %**
Scores	**0**	**0.00 %**

bar	0	0.00 %
blocked	0	0.00 %
missed	0	0.00 %
on goal	0	0.00 %
Shots	**0**	**0.00 %**
Scores	**0**	**0.00 %**

bar	0	0.00 %
blocked	0	0.00 %
missed	0	0.00 %
on goal	0	0.00 %
Shots	**0**	**0.00 %**
Scores	**0**	**0.00 %**

bar	0	0.00 %
blocked	0	0.00 %
missed	0	0.00 %
on goal	0	0.00 %
Shots	**0**	**0.00 %**
Scores	**0**	**0.00 %**

bar	0	0.00 %
blocked	1	33.33 %
missed	1	33.33 %
on goal	1	33.33 %
Shots	**3**	**30.00 %**
Scores	**0**	**0.00 %**

bar	0	0.00 %
blocked	1	33.33 %
missed	1	33.33 %
on goal	1	33.33 %
Shots	**3**	**30.00 %**
Scores	**0**	**0.00 %**

bar	0	0.00 %
missed	0	0.00 %
blocked	1	50.00 %
on goal	1	50.00 %
Shots	**2**	**20.00 %**
Scores	**0**	**0.00 %**

bar	0	0.00 %
missed	0	0.00 %
on goal	0	0.00 %
blocked	1	100.00 %
Shots	**1**	**10.00 %**
Scores	**0**	**0.00 %**

bar	0	0.00 %
blocked	0	0.00 %
on goal	0	0.00 %
missed	1	100.00 %
Shots	**1**	**10.00 %**
Scores	**0**	**0.00 %**

bar	0	0.00 %
blocked	0	0.00 %
missed	0	0.00 %
on goal	0	0.00 %
Shots	**0**	**0.00 %**
Scores	**0**	**0.00 %**

bar	0	0.00 %
blocked	3	16.67 %
missed	6	33.33 %
on goal	9	50.00 %
Shots	**18**	
Scores	**2**	

bar	0	0.00 %
missed	3	30.00 %
on goal	3	30.00 %
blocked	4	40.00 %
Shots	**10**	
Scores	**0**	

© by Roman Koller (info@floorballstatistics.ch)

Shot Statistics

Sweden

2nd Periode

Finland

bar	0	0.00 %
blocked	0	0.00 %
missed	0	0.00 %
on goal	0	0.00 %
Shots	**0**	**0.00 %**
Scores	**0**	**0.00 %**

bar	1	16.67 %
blocked	1	16.67 %
missed	1	16.67 %
on goal	3	50.00 %
Shots	**6**	**31.58 %**
Scores	**1**	**100.00 %**

bar	0	0.00 %
blocked	0	0.00 %
missed	0	0.00 %
on goal	0	0.00 %
Shots	**0**	**0.00 %**
Scores	**0**	**0.00 %**

bar	0	0.00 %
blocked	0	0.00 %
missed	0	0.00 %
on goal	0	0.00 %
Shots	**0**	**0.00 %**
Scores	**0**	**0.00 %**

bar	0	0.00 %
blocked	0	0.00 %
missed	0	0.00 %
on goal	1	100.00 %
Shots	**1**	**11.11 %**
Scores	**0**	**0.00 %**

bar	0	0.00 %
on goal	0	0.00 %
blocked	1	33.33 %
missed	2	66.67 %
Shots	**3**	**15.79 %**
Scores	**0**	**0.00 %**

bar	0	0.00 %
blocked	2	33.33 %
missed	2	33.33 %
on goal	2	33.33 %
Shots	**6**	**31.58 %**
Scores	**0**	**0.00 %**

bar	0	0.00 %
missed	0	0.00 %
on goal	0	0.00 %
blocked	3	100.00 %
Shots	**3**	**15.79 %**
Scores	**0**	**0.00 %**

bar	0	0.00 %
blocked	0	0.00 %
missed	0	0.00 %
on goal	0	0.00 %
Shots	**0**	**0.00 %**
Scores	**0**	**0.00 %**

bar	0	0.00 %
blocked	0	0.00 %
missed	0	0.00 %
on goal	1	100.00 %
Shots	**1**	**11.11 %**
Scores	**0**	**0.00 %**

bar	0	0.00 %
missed	0	0.00 %
on goal	0	0.00 %
blocked	1	100.00 %
Shots	**1**	**5.26 %**
Scores	**0**	**0.00 %**

bar	0	0.00 %
blocked	0	0.00 %
missed	0	0.00 %
on goal	0	0.00 %
Shots	**0**	**0.00 %**
Scores	**0**	**0.00 %**

bar	0	0.00 %
blocked	0	0.00 %
missed	0	0.00 %
on goal	0	0.00 %
blocked	1	100.00 %
Shots	**1**	**11.11 %**
Scores	**0**	**0.00 %**

bar	0	0.00 %
blocked	0	0.00 %
missed	1	50.00 %
on goal	1	50.00 %
Shots	**2**	**22.22 %**
Scores	**0**	**0.00 %**

bar	0	0.00 %
blocked	1	25.00 %
missed	1	25.00 %
on goal	2	50.00 %
Shots	**4**	**44.44 %**
Scores	**0**	**0.00 %**

bar	0	0.00 %
blocked	0	0.00 %
missed	0	0.00 %
on goal	0	0.00 %
Shots	**0**	**0.00 %**
Scores	**0**	**0.00 %**

bar	1	5.26 %
missed	5	26.32 %
on goal	5	26.32 %
blocked	8	42.11 %
Shots	**19**	
Scores	**1**	

bar	0	0.00 %
blocked	2	22.22 %
missed	2	22.22 %
on goal	5	55.56 %
Shots	**9**	
Scores	**0**	

© by Roman Koller (info@floorballstatistics.ch)

Shot Statistics

Sweden

3rd Periode

Finland

bar	0	0.00 %
blocked	0	0.00 %
missed	0	0.00 %
on goal	0	0.00 %
Shots	**0**	**0.00 %**
Scores	**0**	**0.00 %**

bar	0	0.00 %
blocked	0	0.00 %
missed	0	0.00 %
on goal	2	100.00 %
Shots	**2**	**25.00 %**
Scores	**1**	**100.00 %**

bar	0	0.00 %
blocked	0	0.00 %
missed	0	0.00 %
on goal	0	0.00 %
Shots	**0**	**0.00 %**
Scores	**0**	**0.00 %**

bar	0	0.00 %
missed	0	0.00 %
on goal	0	0.00 %
blocked	2	100.00 %
Shots	**2**	**25.00 %**
Scores	**0**	**0.00 %**

bar	0	0.00 %
missed	0	0.00 %
blocked	1	33.33 %
on goal	2	66.67 %
Shots	**3**	**37.50 %**
Scores	**0**	**0.00 %**

bar	0	0.00 %
missed	0	0.00 %
on goal	0	0.00 %
blocked	1	100.00 %
Shots	**1**	**12.50 %**
Scores	**0**	**0.00 %**

bar	0	0.00 %
blocked	0	0.00 %
missed	0	0.00 %
on goal	0	0.00 %
Shots	**0**	**0.00 %**
Scores	**0**	**0.00 %**

bar	0	0.00 %
blocked	0	0.00 %
missed	0	0.00 %
on goal	0	0.00 %
Shots	**0**	**0.00 %**
Scores	**0**	**0.00 %**

bar	0	0.00 %
blocked	0	0.00 %
missed	0	0.00 %
on goal	0	0.00 %
Shots	**0**	**0.00 %**
Scores	**0**	**0.00 %**

bar	0	0.00 %
blocked	0	0.00 %
on goal	0	0.00 %
missed	1	100.00 %
Shots	**1**	**5.00 %**
Scores	**0**	**0.00 %**

bar	0	0.00 %
blocked	0	0.00 %
missed	0	0.00 %
on goal	1	100.00 %
Shots	**1**	**5.00 %**
Scores	**0**	**0.00 %**

bar	0	0.00 %
blocked	0	0.00 %
missed	0	0.00 %
on goal	0	0.00 %
Shots	**0**	**0.00 %**
Scores	**0**	**0.00 %**

bar	0	0.00 %
missed	1	25.00 %
on goal	1	25.00 %
blocked	2	50.00 %
Shots	**4**	**20.00 %**
Scores	**0**	**0.00 %**

bar	0	0.00 %
blocked	1	12.50 %
on goal	3	37.50 %
missed	4	50.00 %
Shots	**8**	**40.00 %**
Scores	**1**	**100.00 %**

missed	0	0.00 %
bar	1	25.00 %
blocked	1	25.00 %
on goal	2	50.00 %
Shots	**4**	**20.00 %**
Scores	**0**	**0.00 %**

bar	0	0.00 %
blocked	0	0.00 %
missed	0	0.00 %
on goal	1	100.00 %
Shots	**1**	**5.00 %**
Scores	**0**	**0.00 %**

bar	0	0.00 %
blocked	0	0.00 %
missed	0	0.00 %
on goal	1	100.00 %
Shots	**1**	**5.00 %**
Scores	**0**	**0.00 %**

bar	0	0.00 %
blocked	0	0.00 %
missed	0	0.00 %
on goal	0	0.00 %
Shots	**0**	**0.00 %**
Scores	**0**	**0.00 %**

bar	0	0.00 %
missed	0	0.00 %
blocked	4	50.00 %
on goal	4	50.00 %
Shots	**8**	
Scores	**1**	

bar	1	5.00 %
blocked	4	20.00 %
missed	6	30.00 %
on goal	9	45.00 %
Shots	**20**	
Scores	**1**	

© by Roman Koller (info@floorballstatistics.ch)

Attack Statistics

Sweden

Overall

Finland

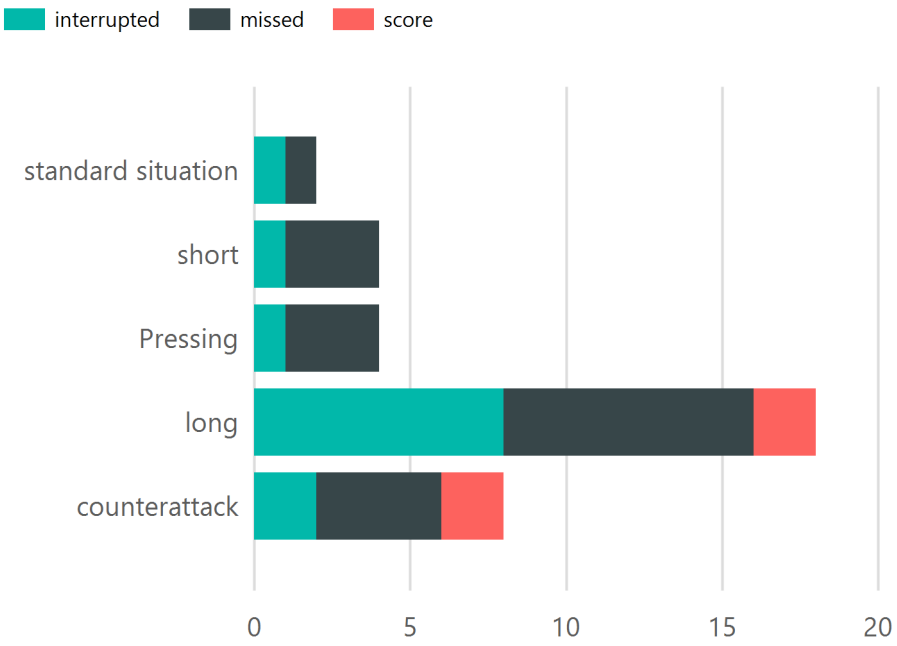

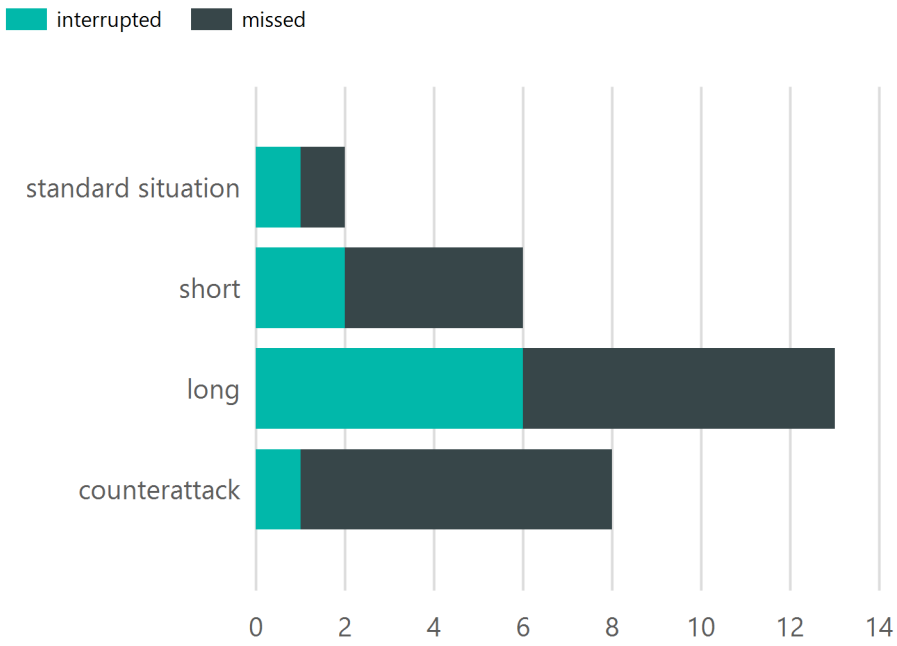

Attack Type	interrupted	missed	score	Total
counterattack	2	4	2	**8**
long	8	8	2	**18**
Pressing	1	3	0	**4**
short	1	3	0	**4**
standard situation	1	1	0	**2**
Total	**13**	**19**	**4**	**36**

Attack Type	interrupted	missed	Total
counterattack	1	7	**8**
long	6	7	**13**
short	2	4	**6**
standard situation	1	1	**2**
Total	**10**	**19**	**29**

© by Roman Koller (info@floorballstatistics.ch)

Attack Statistics

Sweden

1st Periode

Finland

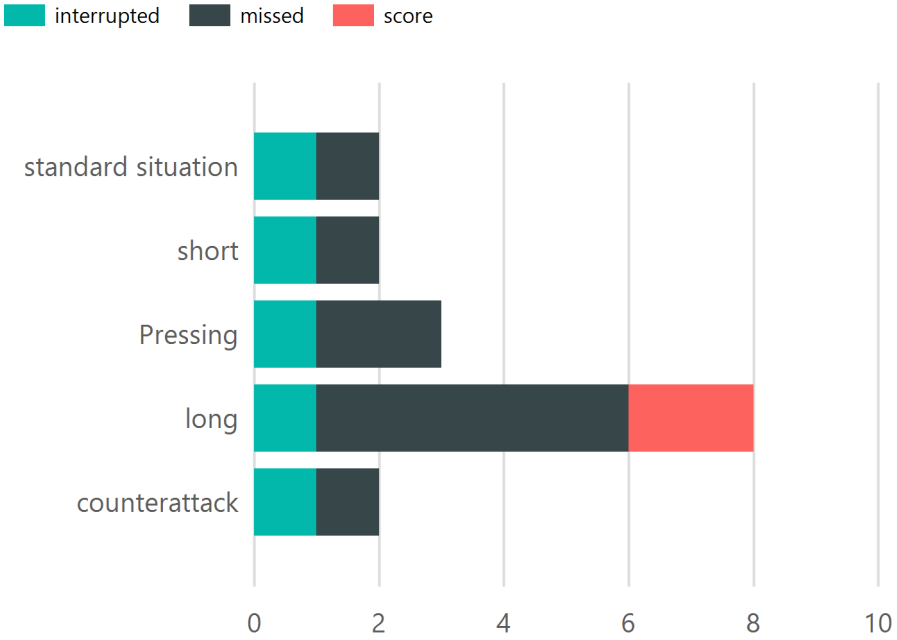

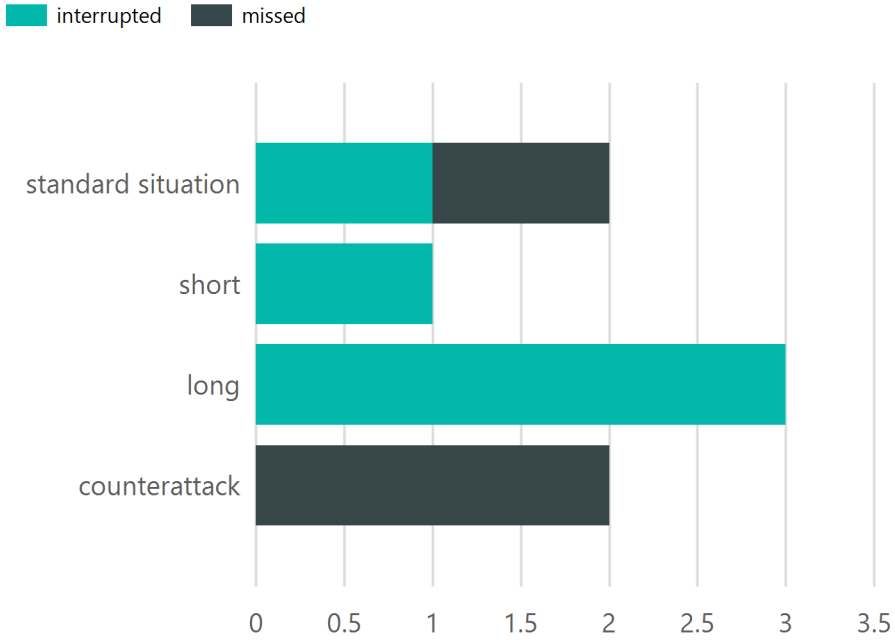

Attack Type	interrupted	missed	score	Total
counterattack	1	1	0	**2**
long	1	5	2	**8**
Pressing	1	2	0	**3**
short	1	1	0	**2**
standard situation	1	1	0	**2**
Total	**5**	**10**	**2**	**17**

Attack Type	interrupted	missed	Total
counterattack	0	2	**2**
long	3	0	**3**
short	1	0	**1**
standard situation	1	1	**2**
Total	**5**	**3**	**8**

© by Roman Koller (info@floorballstatistics.ch)

Attack Statistics

Sweden

2nd Periode

Finland

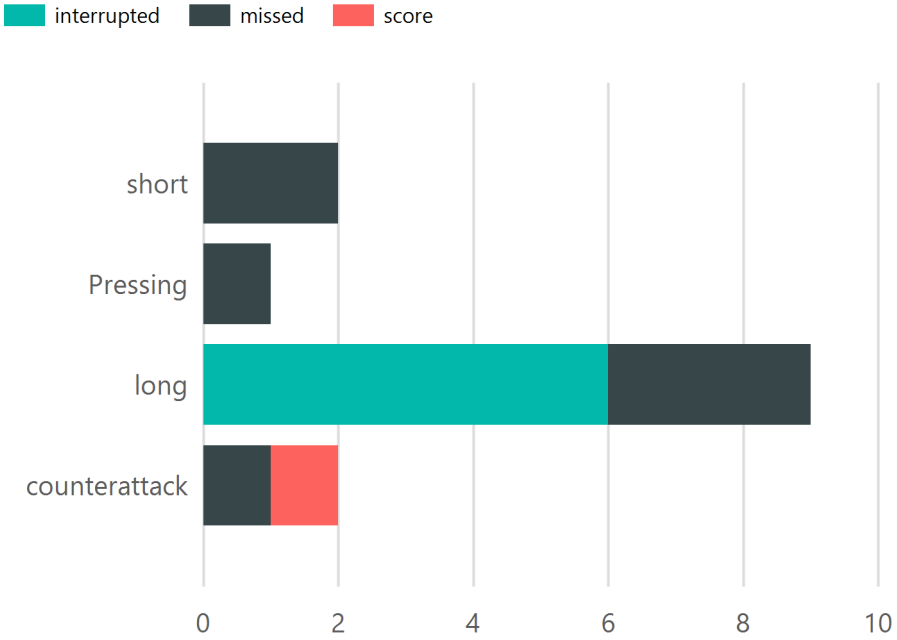

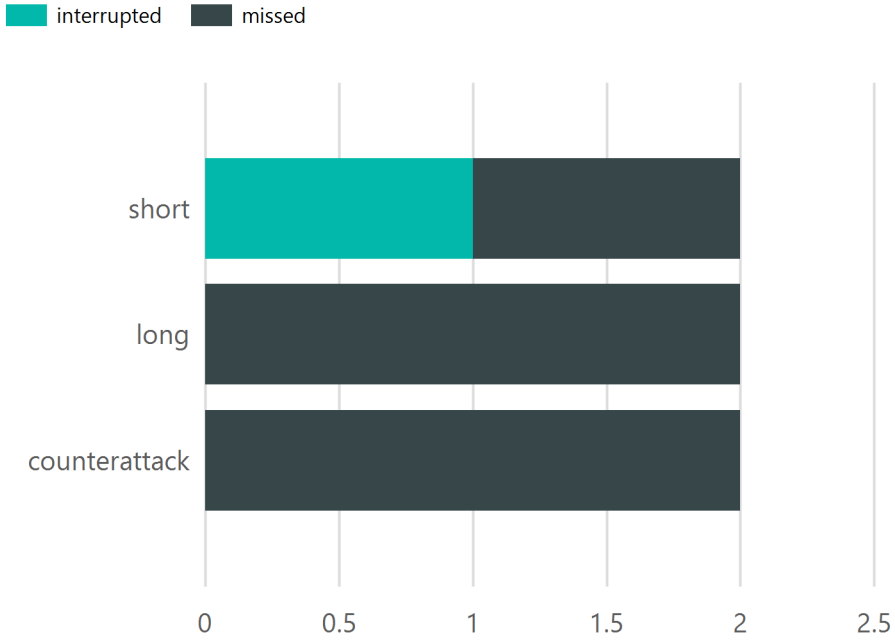

Attack Type	interrupted	missed	score	Total
counterattack	0	1	1	**2**
long	6	3	0	**9**
Pressing	0	1	0	**1**
short	0	2	0	**2**
Total	**6**	**7**	**1**	**14**

Attack Type	interrupted	missed	Total
counterattack	0	2	**2**
long	0	2	**2**
short	1	1	**2**
Total	**1**	**5**	**6**

© by Roman Koller (info@floorballstatistics.ch)

Attack Statistics

Sweden

3rd Periode

Finland

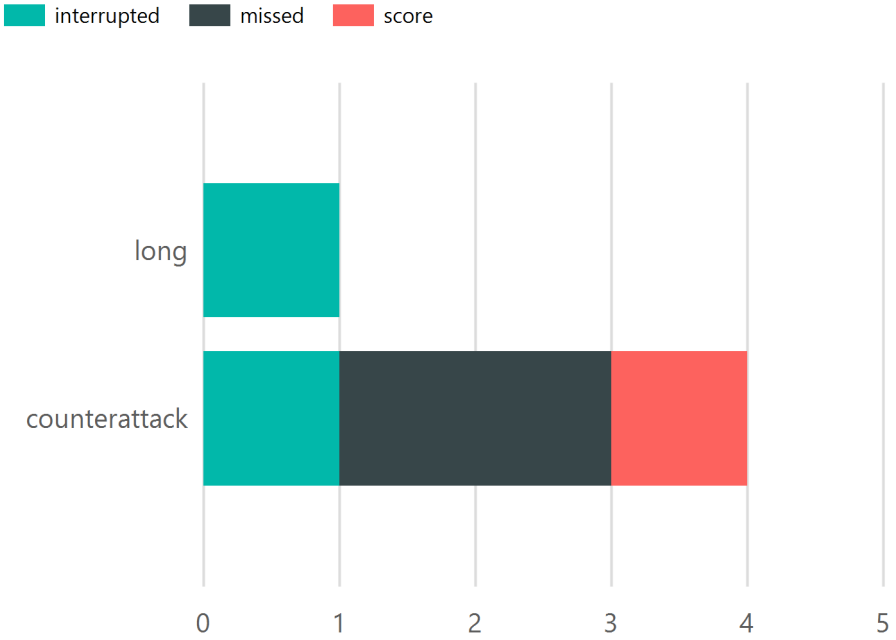

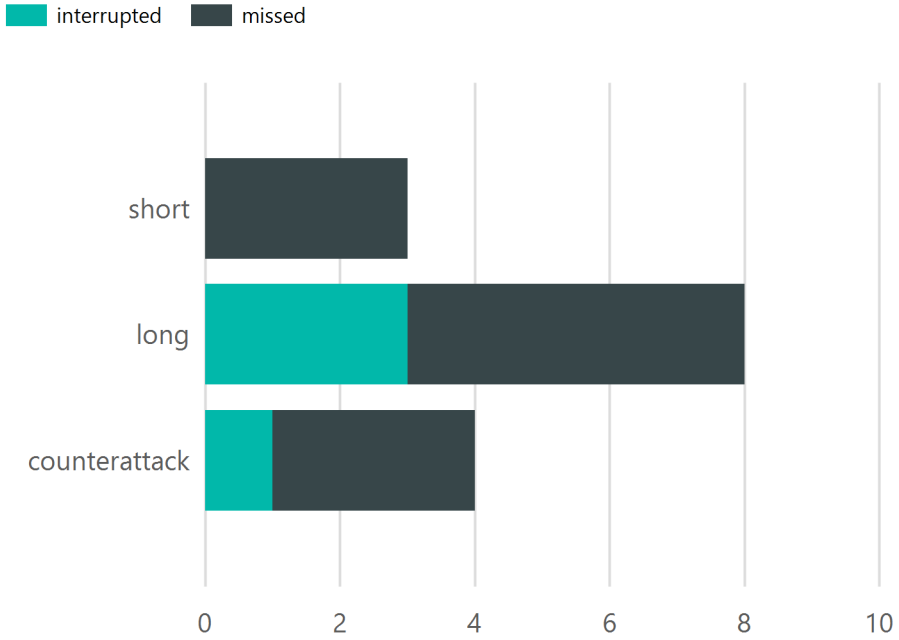

Attack Type	interrupted	missed	score	Total
counterattack	1	2	1	**4**
long	1	0	0	**1**
Total	**2**	**2**	**1**	**5**

Attack Type	interrupted	missed	Total
counterattack	1	3	**4**
long	3	5	**8**
short	0	3	**3**
Total	**4**	**11**	**15**

© by Roman Koller (info@floorballstatistics.ch)

Attack Statistics

Sweden

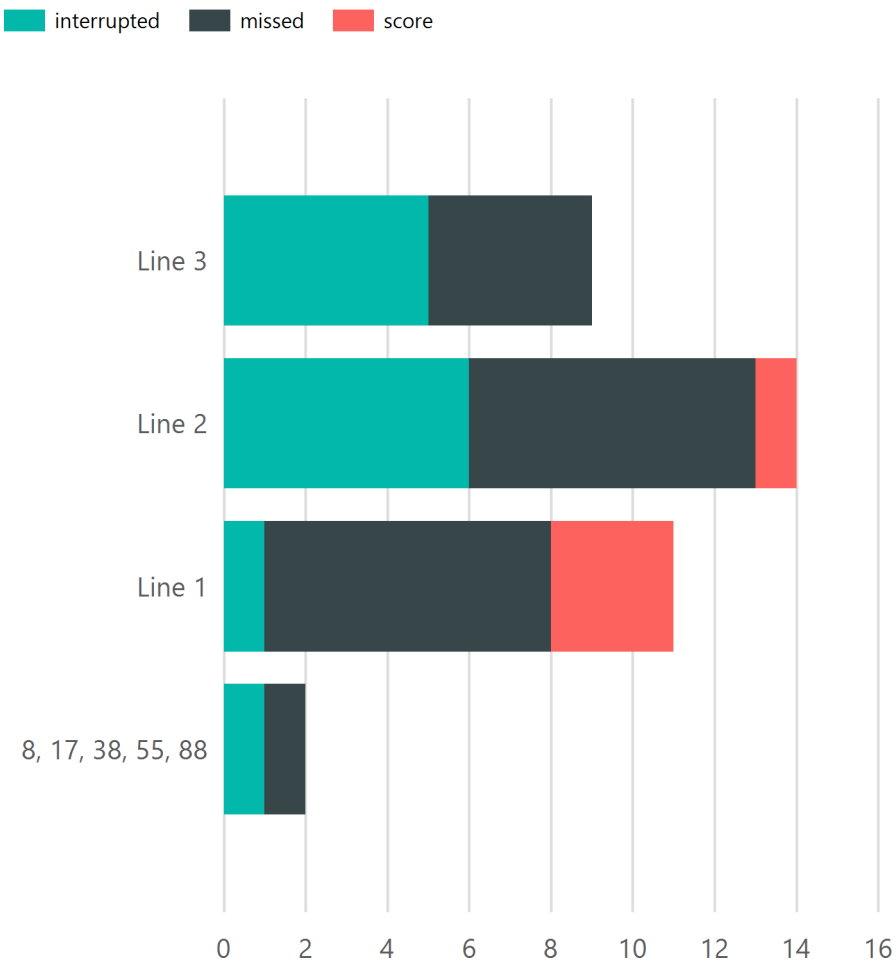

Overall

Players involved	interrupted	missed	score	Total
Line 1	1	7	3	**11**
Line 2	6	7	1	**14**
Line 3	5	4	0	**9**
8, 17, 38, 55, 88	1	1	0	**2**
Total	**13**	**19**	**4**	**36**

© by Roman Koller (info@floorballstatistics.ch)

Attack Statistics

Overall

Finland

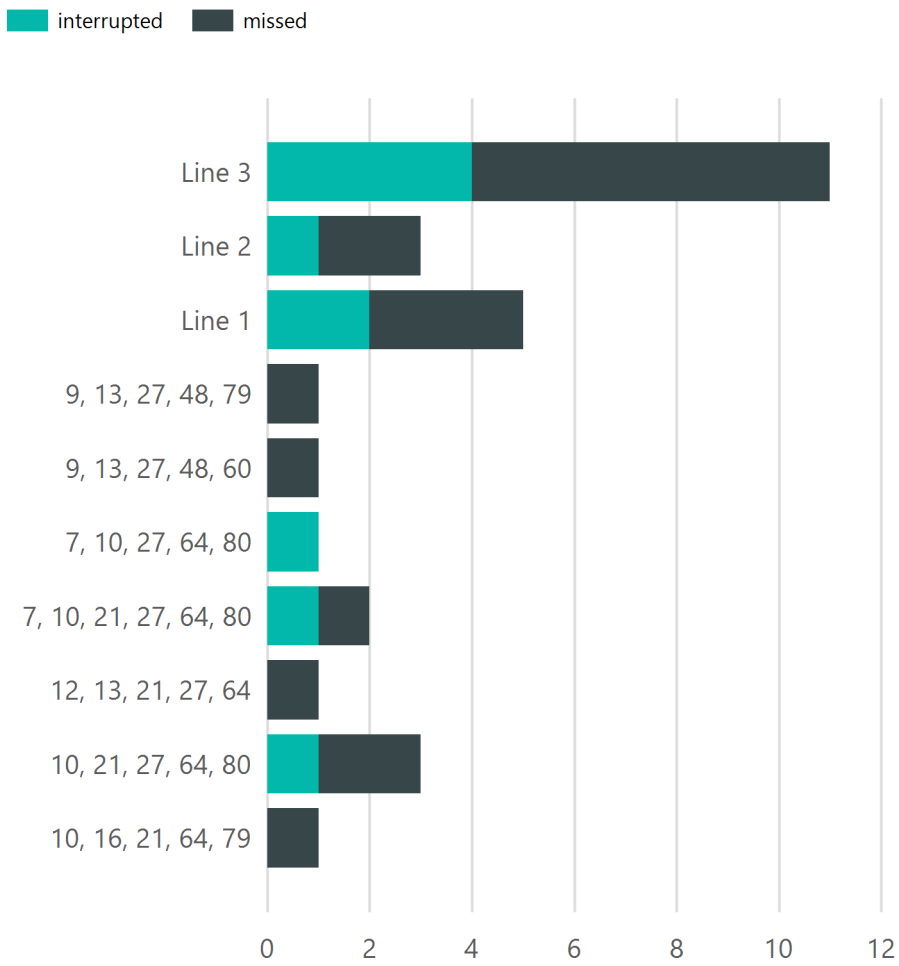

Players involved	interrupted	missed	Total
Line 3	4	7	**11**
Line 2	1	2	**3**
Line 1	2	3	**5**
7, 10, 27, 64, 80	1	0	**1**
9, 13, 27, 48, 60	0	1	**1**
10, 21, 27, 64, 80	1	2	**3**
7, 10, 21, 27, 64, 80	1	1	**2**
10, 16, 21, 64, 79	0	1	**1**
9, 13, 27, 48, 79	0	1	**1**
12, 13, 21, 27, 64	0	1	**1**
Total	**10**	**19**	**29**

© by Roman Koller (info@floorballstatistics.ch)

Attack Statistics

Sweden

1st Periode

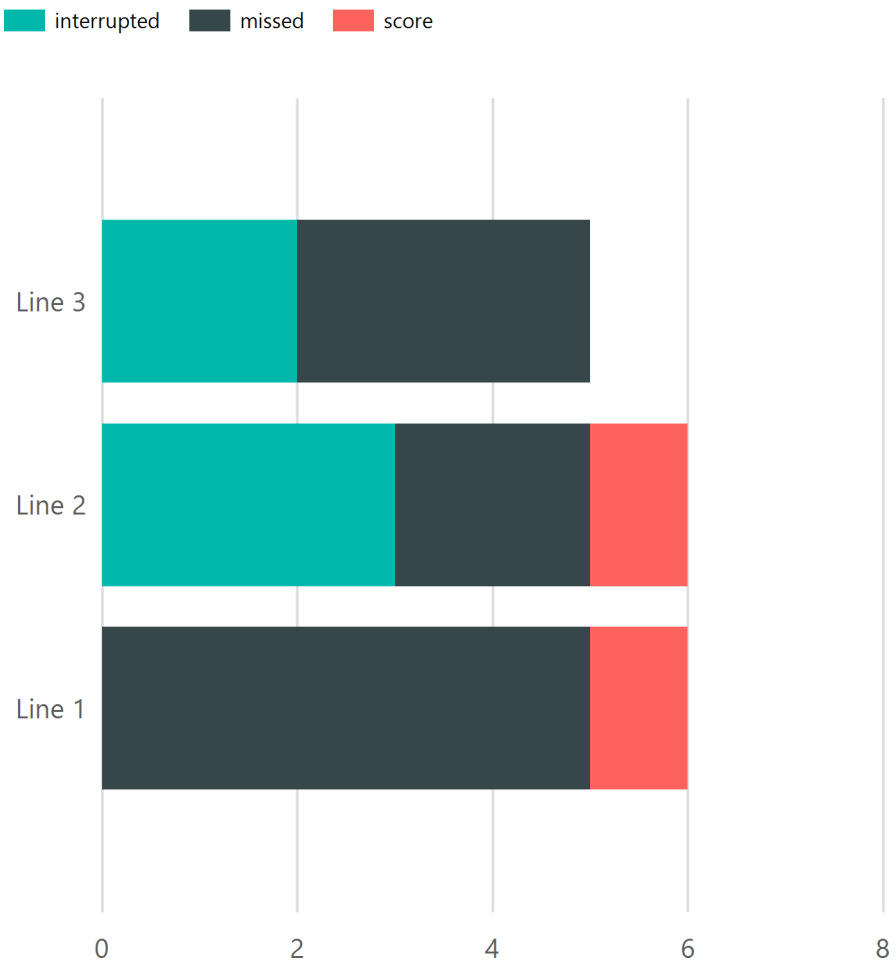

Players involved	interrupted	missed	score	Total
Line 1	0	5	1	**6**
Line 2	3	2	1	**6**
Line 3	2	3	0	**5**
Total	**5**	**10**	**2**	**17**

© by Roman Koller (info@floorballstatistics.ch)

Attack Statistics

1st Periode

Finland

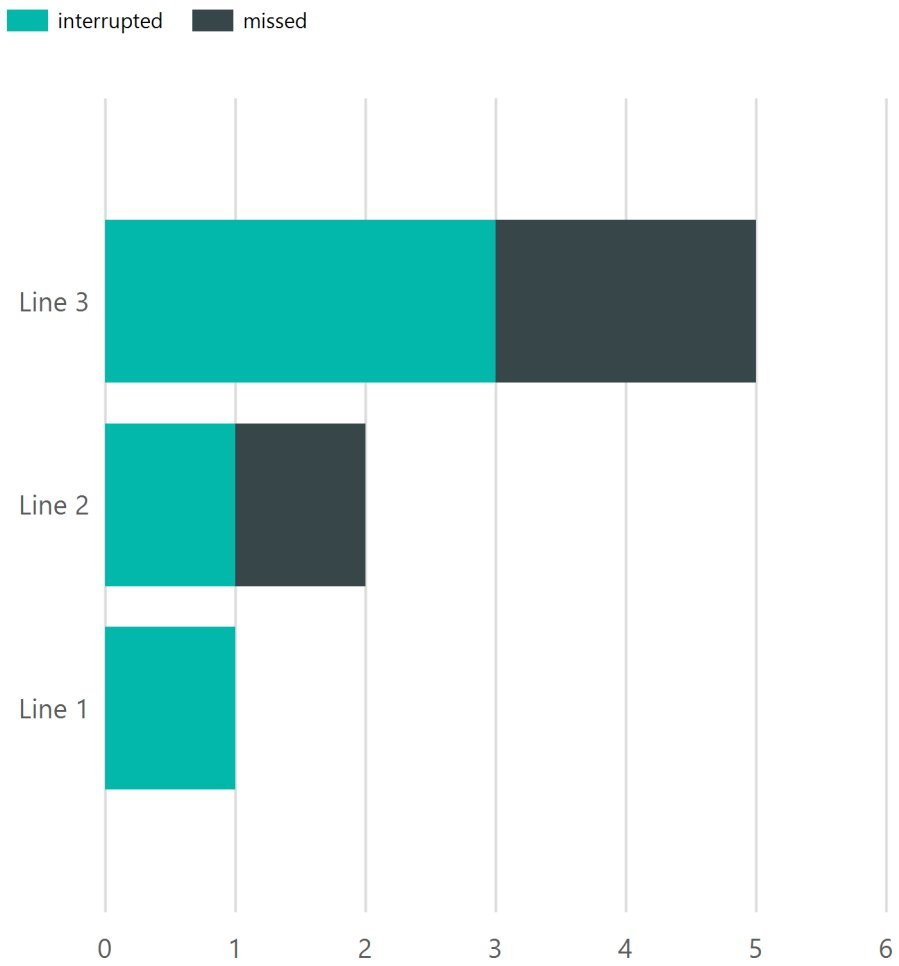

Players involved	interrupted	missed	Total
Line 3	3	2	**5**
Line 2	1	1	**2**
Line 1	1	0	**1**
Total	**5**	**3**	**8**

© by Roman Koller (info@floorballstatistics.ch)

Attack Statistics

Sweden

2nd Periode

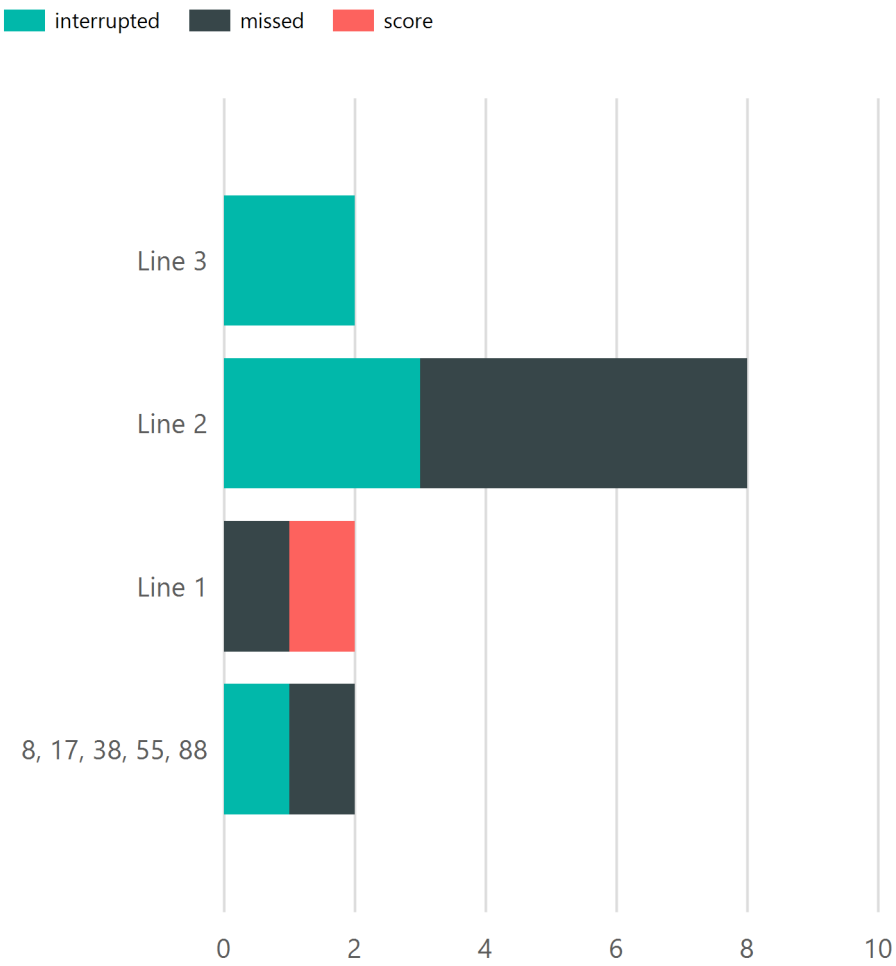

Players involved	interrupted	missed	score	Total
Line 2	3	5	0	**8**
Line 1	0	1	1	**2**
Line 3	2	0	0	**2**
8, 17, 38, 55, 88	1	1	0	**2**
Total	**6**	**7**	**1**	**14**

© by Roman Koller (info@floorballstatistics.ch)

Attack Statistics

2nd Periode

Finland

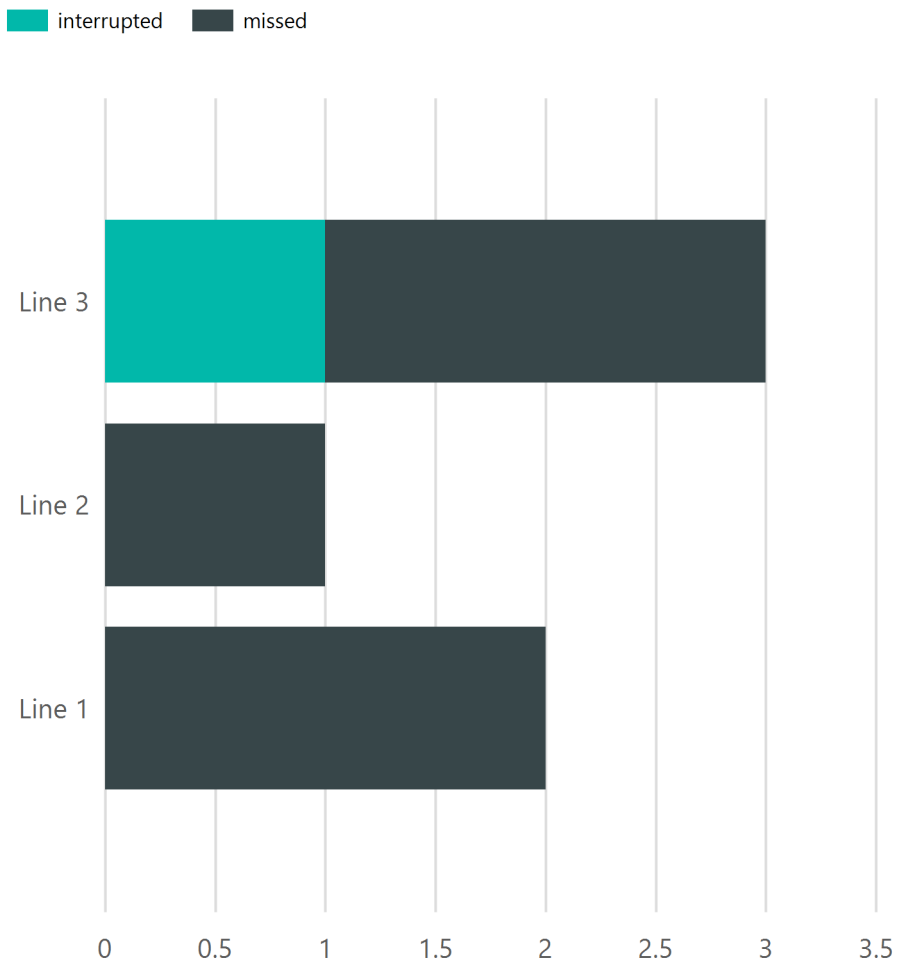

Players involved	interrupted	missed	Total
Line 2	0	1	**1**
Line 1	0	2	**2**
Line 3	1	2	**3**
Total	**1**	**5**	**6**

© by Roman Koller (info@floorballstatistics.ch)

Attack Statistics

Sweden

3rd Periode

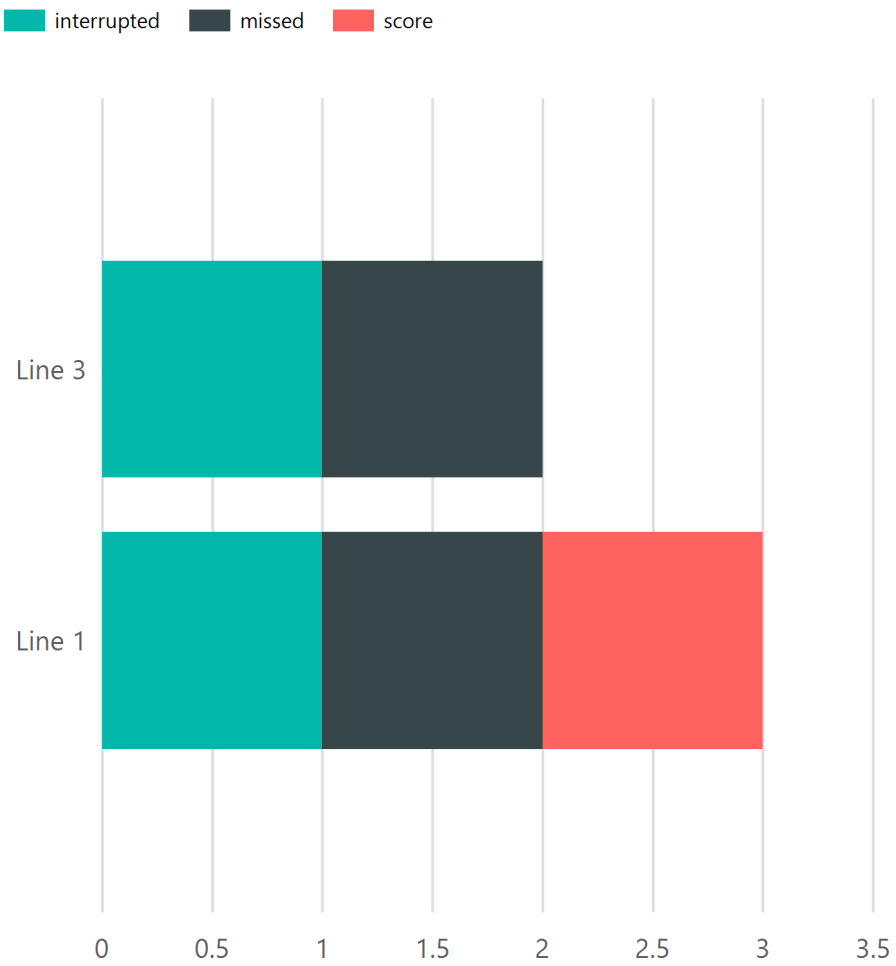

Players involved	interrupted	missed	score	Total
Line 1	1	1	1	**3**
Line 3	1	1	0	**2**
Total	**2**	**2**	**1**	**5**

© by Roman Koller (info@floorballstatistics.ch)

Attack Statistics

3rd Periode

Finland

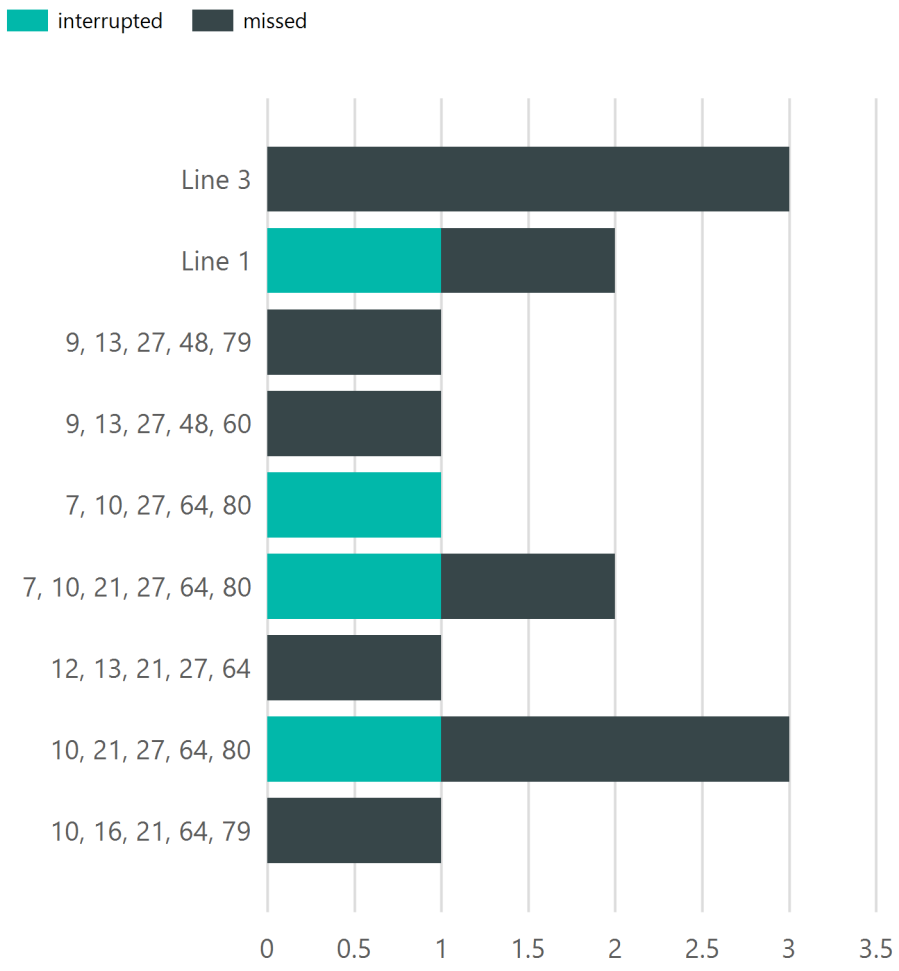

Players involved	interrupted	missed	Total
Line 1	1	1	**2**
7, 10, 27, 64, 80	1	0	**1**
Line 3	0	3	**3**
9, 13, 27, 48, 60	0	1	**1**
10, 21, 27, 64, 80	1	2	**3**
7, 10, 21, 27, 64, 80	1	1	**2**
10, 16, 21, 64, 79	0	1	**1**
9, 13, 27, 48, 79	0	1	**1**
12, 13, 21, 27, 64	0	1	**1**
Total	**4**	**11**	**15**

© by Roman Koller (info@floorballstatistics.ch)

Time on Field Statistics

Sweden

Player	Shifts	Time on Field	Avg. Shift Duration
2 Heander Emma	40	00:23:31	00:00:35
4 Stenvall Jonna	27	00:15:42	00:00:34
5 Ekenlinde Mathilda	0	00:00:00	00:00:00
8 Rasmussen Ellen	43	00:24:09	00:00:33
9 Boric Svärd Sandra	28	00:16:18	00:00:34
11 Viström Maja	46	00:22:17	00:00:29
12 Bäckstedt Ellen	48	00:23:22	00:00:29
14 Vuontisvaara Jonna	29	00:16:27	00:00:34
15 Lindgren Matilda	48	00:22:59	00:00:28
17 Stenberg Emma	37	00:18:35	00:00:30
22 Öhgren Nellie	0	00:00:00	00:00:00
25 Moa Johansson	45	00:22:40	00:00:30
27 Andersson Moa	41	00:23:04	00:00:33
36 Ljunggren Amanda	28	00:16:03	00:00:34
38 Hammar Linnéa	51	00:20:38	00:00:24
47 Nordstrand Hanna	0	00:00:00	00:00:00
55 Löfborg Thea	39	00:23:51	00:00:36
88 Lundin Ellen	39	00:21:51	00:00:33

Overall

Finland

Player	Shifts	Time on Field	Avg. Shift Duration
7 Nissilä Josefiina	30	00:19:38	00:00:39
8 Laitila Alma	34	00:17:36	00:00:31
9 Westerlund Daniela	30	00:16:14	00:00:32
10 Hämäläinen Suvi	46	00:24:07	00:00:31
12 Granlund Milla	40	00:18:56	00:00:28
13 Höynälä Meri-Helmi	19	00:12:01	00:00:37
16 Valtola Ulla	34	00:18:54	00:00:33
21 Vilenius Veera	42	00:22:19	00:00:31
27 Kauppi Oona	40	00:24:28	00:00:36
48 Mettälä Iida	4	00:03:31	00:00:52
60 Gauffin-Kauste Zara	2	00:02:12	00:01:06
61 Pietilä Emilia	34	00:17:59	00:00:31
64 Pitkäkangas Natalia	43	00:22:29	00:00:31
66 Pietilä Olivia	34	00:17:46	00:00:31
72 Latvala Iina	34	00:16:54	00:00:29
79 Purhonen Lotta	5	00:02:49	00:00:33
80 Kippilä My	34	00:20:08	00:00:35
96 Maikola Henrika	29	00:17:15	00:00:35

© by Roman Koller (info@floorballstatistics.ch)

Time on Field Statistics

Sweden

1st Periode

Finland

Player	Shifts	Time on Field	Avg. Shift Duration
2 Heander Emma	10	00:06:59	00:00:41
4 Stenvall Jonna	11	00:05:53	00:00:32
5 Ekenlinde Mathilda	0	00:00:00	00:00:00
8 Rasmussen Ellen	11	00:06:22	00:00:34
9 Boric Svärd Sandra	12	00:06:40	00:00:33
11 Viström Maja	15	00:06:35	00:00:26
12 Bäckstedt Ellen	14	00:06:56	00:00:29
14 Vuontisvaara Jonna	11	00:06:15	00:00:34
15 Lindgren Matilda	15	00:07:04	00:00:28
17 Stenberg Emma	12	00:06:17	00:00:31
22 Öhgren Nellie	0	00:00:00	00:00:00
25 Moa Johansson	14	00:06:30	00:00:27
27 Andersson Moa	12	00:07:07	00:00:35
36 Ljunggren Amanda	11	00:05:55	00:00:32
38 Hammar Linnéa	16	00:06:58	00:00:26
47 Nordstrand Hanna	0	00:00:00	00:00:00
55 Löfborg Thea	9	00:06:50	00:00:45
88 Lundin Ellen	10	00:06:17	00:00:37

Player	Shifts	Time on Field	Avg. Shift Duration
7 Nissilä Josefiina	11	00:07:50	00:00:42
8 Laitila Alma	11	00:05:58	00:00:32
9 Westerlund Daniela	11	00:07:49	00:00:42
10 Hämäläinen Suvi	11	00:05:15	00:00:28
12 Granlund Milla	10	00:05:28	00:00:32
13 Höynälä Meri-Helmi	11	00:07:06	00:00:38
16 Valtola Ulla	11	00:06:24	00:00:34
21 Vilenius Veera	10	00:05:16	00:00:31
27 Kauppi Oona	12	00:08:11	00:00:40
48 Mettälä Iida	0	00:00:00	00:00:00
60 Gauffin-Kauste Zara	0	00:00:00	00:00:00
61 Pietilä Emilia	10	00:06:21	00:00:38
64 Pitkäkangas Natalia	10	00:05:33	00:00:33
66 Pietilä Olivia	10	00:06:17	00:00:37
72 Latvala Iina	10	00:06:15	00:00:37
79 Purhonen Lotta	0	00:00:00	00:00:00
80 Kippilä My	12	00:08:03	00:00:40
96 Maikola Henrika	10	00:06:22	00:00:38

© by Roman Koller (info@floorballstatistics.ch)

Time on Field Statistics

Sweden

2nd Periode

Finland

Player	Shifts	Time on Field	Avg. Shift Duration
2 Heander Emma	20	00:10:36	00:00:31
4 Stenvall Jonna	10	00:04:39	00:00:27
5 Ekenlinde Mathilda	0	00:00:00	00:00:00
8 Rasmussen Ellen	21	00:10:57	00:00:31
9 Boric Svärd Sandra	10	00:04:27	00:00:26
11 Viström Maja	18	00:07:15	00:00:24
12 Bäckstedt Ellen	20	00:06:46	00:00:20
14 Vuontisvaara Jonna	9	00:04:47	00:00:31
15 Lindgren Matilda	18	00:07:10	00:00:23
17 Stenberg Emma	16	00:06:13	00:00:23
22 Öhgren Nellie	0	00:00:00	00:00:00
25 Moa Johansson	18	00:07:38	00:00:25
27 Andersson Moa	18	00:09:55	00:00:33
36 Ljunggren Amanda	10	00:04:59	00:00:29
38 Hammar Linnéa	24	00:08:57	00:00:22
47 Nordstrand Hanna	0	00:00:00	00:00:00
55 Löfborg Thea	20	00:10:32	00:00:31
88 Lundin Ellen	20	00:10:31	00:00:31

Player	Shifts	Time on Field	Avg. Shift Duration
7 Nissilä Josefiina	10	00:06:41	00:00:40
8 Laitila Alma	16	00:07:51	00:00:29
9 Westerlund Daniela	12	00:05:42	00:00:28
10 Hämäläinen Suvi	16	00:07:31	00:00:28
12 Granlund Milla	19	00:09:09	00:00:28
13 Höynälä Meri-Helmi	8	00:04:55	00:00:36
16 Valtola Ulla	9	00:04:37	00:00:30
21 Vilenius Veera	15	00:07:57	00:00:31
27 Kauppi Oona	9	00:05:55	00:00:39
48 Mettälä Iida	2	00:01:20	00:00:40
60 Gauffin-Kauste Zara	0	00:00:00	00:00:00
61 Pietilä Emilia	12	00:05:55	00:00:29
64 Pitkäkangas Natalia	15	00:07:50	00:00:31
66 Pietilä Olivia	12	00:06:12	00:00:31
72 Latvala Iina	13	00:05:37	00:00:25
79 Purhonen Lotta	1	00:00:02	00:00:02
80 Kippilä My	8	00:04:43	00:00:35
96 Maikola Henrika	9	00:05:39	00:00:37

© by Roman Koller (info@floorballstatistics.ch)

Time on Field Statistics

Sweden

3rd Periode

Finland

Player	Shifts	Time on Field	Avg. Shift Duration
2 Heander Emma	10	00:05:56	00:00:35
4 Stenvall Jonna	6	00:05:10	00:00:51
5 Ekenlinde Mathilda	0	00:00:00	00:00:00
8 Rasmussen Ellen	11	00:06:50	00:00:37
9 Boric Svärd Sandra	6	00:05:11	00:00:51
11 Viström Maja	13	00:08:27	00:00:39
12 Bäckstedt Ellen	14	00:09:40	00:00:41
14 Vuontisvaara Jonna	9	00:05:25	00:00:36
15 Lindgren Matilda	15	00:08:45	00:00:35
17 Stenberg Emma	9	00:06:05	00:00:40
22 Öhgren Nellie	0	00:00:00	00:00:00
25 Moa Johansson	13	00:08:32	00:00:39
27 Andersson Moa	11	00:06:02	00:00:32
36 Ljunggren Amanda	7	00:05:09	00:00:44
38 Hammar Linnéa	11	00:04:43	00:00:25
47 Nordstrand Hanna	0	00:00:00	00:00:00
55 Löfborg Thea	10	00:06:29	00:00:38
88 Lundin Ellen	9	00:05:03	00:00:33

Player	Shifts	Time on Field	Avg. Shift Duration
7 Nissilä Josefiina	9	00:05:07	00:00:34
8 Laitila Alma	7	00:03:47	00:00:32
9 Westerlund Daniela	7	00:02:43	00:00:23
10 Hämäläinen Suvi	19	00:11:21	00:00:35
12 Granlund Milla	11	00:04:19	00:00:23
13 Höynälä Meri-Helmi	0	00:00:00	00:00:00
16 Valtola Ulla	14	00:07:53	00:00:33
21 Vilenius Veera	17	00:09:06	00:00:32
27 Kauppi Oona	19	00:10:22	00:00:32
48 Mettälä Iida	2	00:02:11	00:01:05
60 Gauffin-Kauste Zara	2	00:02:12	00:01:06
61 Pietilä Emilia	12	00:05:43	00:00:28
64 Pitkäkangas Natalia	18	00:09:06	00:00:30
66 Pietilä Olivia	12	00:05:17	00:00:26
72 Latvala Iina	11	00:05:02	00:00:27
79 Purhonen Lotta	4	00:02:47	00:00:41
80 Kippilä My	14	00:07:22	00:00:31
96 Maikola Henrika	10	00:05:14	00:00:31

© by Roman Koller (info@floorballstatistics.ch)

EFT 2026

Game Statistics

September 06, 2026 / 16:00:00



vs

Game Statistics

Possession

1st Periode

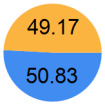

2nd Periode

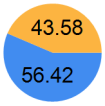

3rd Periode

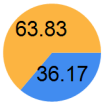

No Data Available

Overall

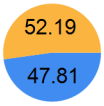

	Switzerland 1	Czechia 2
1st	1	0
2nd	0	0
3rd	0	2
ET	0	0

Shots statistics

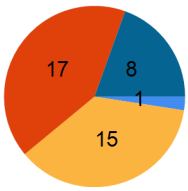

	1st	2nd	3rd	ET	Total
bar	0	0	1	0	**1**
blocked	2	6	7	0	**15**
missed	2	7	8	0	**17**
on goal	5	1	2	0	**8**
	9	**14**	**18**	**0**	**41**

Precision (%)	55.56	7.14	11.11	**19.51**
Efficiency (%)	20.00	0.00	0.00	**12.50**

Shots statistics

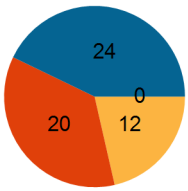

	1st	2nd	3rd	ET	Total
bar	0	0	0	0	**0**
blocked	8	4	0	0	**12**
missed	4	10	6	0	**20**
on goal	5	9	10	0	**24**
	17	**23**	**16**	**0**	**56**

Precision (%)	29.41	39.13	62.50	**42.86**
Efficiency (%)	0.00	0.00	20.00	**8.33**

Goalkeeper statistic

	94 Lara Heini	
	Shots	Saves
1st	5	5
	100.00%	
2nd	9	9
	100.00%	
3rd	10	8
	80.00%	
ET	0	0
	NaN	
Total	**24**	**22**
	91.67%	

Goalkeeper statistic

	90 Monika Šolleová		66 Eliška Svrčková	
	Shots	Saves	Shots	Saves
1st	5	4	0	0
	80.00%		NaN	
2nd	1	1	0	0
	100.00%		NaN	
3rd	0	0	1	1
	NaN		100.00%	
ET	0	0	0	0
	NaN		NaN	
Total	**6**	**5**	**1**	**1**
	83.33%		**100.00%**	

Penaltytime statistics

	1st	2nd	3rd	Total	Goals
Power play	00:00	00:00	03:31	03:31	0
Box Play	00:00	02:00	02:00	04:00	0

Penaltytime statistics

	1st	2nd	3rd	Total	Goals
Power play	00:00	02:00	02:00	04:00	0
Box Play	00:00	00:00	03:31	03:31	0

© by Roman Koller (info@floorballstatistics.ch)

Game Statistics

Game Statistics

Game history

1st Periode

Time	Result	Team	Special Situation	#	Player	#	Assist	Speed
12:19	1-0	Switzerland		25	Gentiana Behuli	19	Norina Reusser	0.00

2nd Periode

Time	Result	Team	Special Situation	#	Player	#	Assist	Speed
36:34		Switzerland	2' Lying play	6	Anja Wyss			

3rd Periode

Time	Result	Team	Special Situation	#	Player	#	Assist	Speed
48:57		Czechia	2' Incorrect hit	11	Karolína Klubalová			
49:46		Switzerland	2' Obstruction	7	Laila Ediz			
53:09	1-1	Czechia		26	Barbora Husková	16	Linda Fuchsová	0.00
57:24	1-2	Czechia		11	Karolína Klubalová	7	Anna Brucháčková	0.00
57:24		Switzerland	Time Out					
58:29		Czechia	2' Tackle/Tripping	11	Karolína Klubalová			

© by Roman Koller (info@floorballstatistics.ch)

Game Statistics

Switzerland	Plus/Minus			Shots				Goals		
Player	+	-	balance	Total	on Goal	% on Goal	Efficiency (%)	scored	Assists	in %
3 Ritter Naja	0	0	0	1	1	100.00	0.00	0	0	0.00
4 Wyss Mirjam	0	1	-1	0	0	0.00	0.00	0	0	0.00
6 Wyss Anja	0	0	0	6	2	33.33	0.00	0	0	0.00
7 Ediz Laila	0	1	-1	2	0	0.00	0.00	0	0	0.00
8 Härtsch Anne	1	0	1	0	0	0.00	0.00	0	0	0.00
9 Larsson Linn	0	1	-1	2	0	0.00	0.00	0	0	0.00
10 Stettler Céline	0	1	-1	9	1	11.11	0.00	0	0	0.00
11 Wick Marcia	0	0	0	4	1	25.00	0.00	0	0	0.00
12 Fitzi Seraina	0	0	0	0	0	0.00	0.00	0	0	0.00
13 von Arx Lisa	0	1	-1	0	0	0.00	0.00	0	0	0.00
14 Morf Annika	1	1	0	1	0	0.00	0.00	0	0	0.00
17 Gerig Isabelle	0	1	-1	7	0	0.00	0.00	0	0	0.00
19 Reusser Norina	1	0	1	2	1	50.00	0.00	0	1	0.00
21 Suter Lea	1	0	1	1	0	0.00	0.00	0	0	0.00
22 Niederberger Ronja	0	1	-1	0	0	0.00	0.00	0	0	0.00
25 Behuli Gentiana	1	1	0	4	1	25.00	100.00	1	0	100.00
26 Spichiger Nathalie	0	1	-1	2	1	50.00	0.00	0	0	0.00
28 Gredig Chiara	0	0	0	0	0	0.00	0.00	0	0	0.00
	5	10		**41**	**8**	**19.51**	**12.50**			

Czechia	Plus/Minus			Shots				Goals		
Player	+	-	balance	Total	on Goal	% on Goal	Efficiency (%)	scored	Assists	in %
4 Kubečková Michaela	1	0	1	2	1	50.00	0.00	0	0	0.00
7 Brucháčková Anna	1	0	1	9	2	22.22	0.00	0	1	0.00
8 Gocová Sofie	1	1	0	1	0	0.00	0.00	0	0	0.00
9 Jiráková Nela	1	0	1	1	1	100.00	0.00	0	0	0.00
11 Klubalová Karolína	1	0	1	12	7	58.33	14.29	1	0	50.00
12 Bláhová Monika	0	0	0	0	0	0.00	0.00	0	0	0.00
13 Mechlová Michaela	0	0	0	1	0	0.00	0.00	0	0	0.00
15 Staňková Šárka	1	0	1	7	3	42.86	0.00	0	0	0.00
16 Fuchsová Linda	1	1	0	3	0	0.00	0.00	0	1	0.00
17 Janošová Barbora	1	1	0	2	2	100.00	0.00	0	0	0.00
25 Bolfová Liliana	0	0	0	0	0	0.00	0.00	0	0	0.00
26 Husková Barbora	1	1	0	4	1	25.00	100.00	1	0	50.00
27 Kapcová Nela	0	0	0	1	1	100.00	0.00	0	0	0.00
29 Jašková Barbora	0	0	0	0	0	0.00	0.00	0	0	0.00
77 Lískovcová Dominika	1	1	0	2	0	0.00	0.00	0	0	0.00
87 Bačová Pavlína	0	0	0	3	3	100.00	0.00	0	0	0.00
92 Keprtová Vanessa Rebecca	0	0	0	4	1	25.00	0.00	0	0	0.00
93 Stůjová Karolína	0	0	0	4	2	50.00	0.00	0	0	0.00
	10	5		**56**	**24**	**42.86**	**8.33**			

© by Roman Koller (info@floorballstatistics.ch)

Shot Statistics

Switzerland

Overall

Czechia

bar	0	0.00 %
blocked	0	0.00 %
missed	0	0.00 %
on goal	0	0.00 %
Shots	**0**	**0.00 %**
Scores	**0**	**0.00 %**

bar	0	0.00 %
blocked	0	0.00 %
missed	1	50.00 %
on goal	1	50.00 %
Shots	**2**	**4.88 %**
Scores	**0**	**0.00 %**

bar	0	0.00 %
blocked	0	0.00 %
on goal	0	0.00 %
missed	3	100.00 %
Shots	**3**	**7.32 %**
Scores	**0**	**0.00 %**

bar	0	0.00 %
missed	1	12.50 %
on goal	1	12.50 %
blocked	6	75.00 %
Shots	**8**	**19.51 %**
Scores	**0**	**0.00 %**

bar	1	6.25 %
on goal	4	25.00 %
blocked	5	31.25 %
missed	6	37.50 %
Shots	**16**	**39.02 %**
Scores	**0**	**0.00 %**

bar	0	0.00 %
blocked	1	12.50 %
on goal	2	25.00 %
missed	5	62.50 %
Shots	**8**	**19.51 %**
Scores	**1**	**100.00 %**

bar	0	0.00 %
missed	0	0.00 %
on goal	0	0.00 %
blocked	1	100.00 %
Shots	**1**	**2.44 %**
Scores	**0**	**0.00 %**

bar	0	0.00 %
on goal	0	0.00 %
missed	1	33.33 %
blocked	2	66.67 %
Shots	**3**	**7.32 %**
Scores	**0**	**0.00 %**

bar	0	0.00 %
blocked	0	0.00 %
missed	0	0.00 %
on goal	0	0.00 %
Shots	**0**	**0.00 %**
Scores	**0**	**0.00 %**

bar	0	0.00 %
blocked	0	0.00 %
missed	0	0.00 %
on goal	0	0.00 %
Shots	**0**	**0.00 %**
Scores	**0**	**0.00 %**

bar	0	0.00 %
blocked	0	0.00 %
missed	0	0.00 %
on goal	8	100.00 %
Shots	**8**	**14.29 %**
Scores	**2**	**100.00 %**

bar	0	0.00 %
missed	0	0.00 %
on goal	0	0.00 %
blocked	1	100.00 %
Shots	**1**	**1.79 %**
Scores	**0**	**0.00 %**

bar	0	0.00 %
blocked	1	20.00 %
missed	2	40.00 %
on goal	2	40.00 %
Shots	**5**	**8.93 %**
Scores	**0**	**0.00 %**

bar	0	0.00 %
blocked	8	32.00 %
missed	8	32.00 %
on goal	9	36.00 %
Shots	**25**	**44.64 %**
Scores	**0**	**0.00 %**

bar	0	0.00 %
blocked	1	12.50 %
missed	2	25.00 %
on goal	5	62.50 %
Shots	**8**	**14.29 %**
Scores	**0**	**0.00 %**

bar	0	0.00 %
blocked	0	0.00 %
on goal	0	0.00 %
missed	1	100.00 %
Shots	**1**	**1.79 %**
Scores	**0**	**0.00 %**

bar	0	0.00 %
on goal	0	0.00 %
blocked	1	16.67 %
missed	5	83.33 %
Shots	**6**	**10.71 %**
Scores	**0**	**0.00 %**

bar	0	0.00 %
blocked	0	0.00 %
on goal	0	0.00 %
missed	2	100.00 %
Shots	**2**	**3.57 %**
Scores	**0**	**0.00 %**

bar	1	2.44 %
on goal	8	19.51 %
blocked	15	36.59 %
missed	17	41.46 %
Shots	**41**	
Scores	**1**	

bar	0	0.00 %
blocked	12	21.43 %
missed	20	35.71 %
on goal	24	42.86 %
Shots	**56**	
Scores	**2**	

© by Roman Koller (info@floorballstatistics.ch)

Shot Statistics

Switzerland

1st Periode

Czechia

bar	0	0.00 %
blocked	0	0.00 %
missed	0	0.00 %
on goal	0	0.00 %
Shots	**0**	**0.00 %**
Scores	**0**	**0.00 %**

bar	0	0.00 %
blocked	0	0.00 %
missed	0	0.00 %
on goal	1	100.00 %
Shots	**1**	**11.11 %**
Scores	**0**	**0.00 %**

bar	0	0.00 %
blocked	0	0.00 %
missed	0	0.00 %
on goal	0	0.00 %
Shots	**0**	**0.00 %**
Scores	**0**	**0.00 %**

bar	0	0.00 %
blocked	0	0.00 %
missed	0	0.00 %
on goal	0	0.00 %
Shots	**0**	**0.00 %**
Scores	**0**	**0.00 %**

bar	0	0.00 %
blocked	0	0.00 %
missed	0	0.00 %
on goal	1	100.00 %
Shots	**1**	**5.88 %**
Scores	**0**	**0.00 %**

bar	0	0.00 %
missed	0	0.00 %
on goal	0	0.00 %
blocked	1	100.00 %
Shots	**1**	**5.88 %**
Scores	**0**	**0.00 %**

bar	0	0.00 %
missed	0	0.00 %
blocked	1	50.00 %
on goal	1	50.00 %
Shots	**2**	**22.22 %**
Scores	**0**	**0.00 %**

bar	0	0.00 %
blocked	1	25.00 %
on goal	1	25.00 %
missed	2	50.00 %
Shots	**4**	**44.44 %**
Scores	**0**	**0.00 %**

bar	0	0.00 %
blocked	0	0.00 %
missed	0	0.00 %
on goal	2	100.00 %
Shots	**2**	**22.22 %**
Scores	**1**	**100.00 %**

bar	0	0.00 %
blocked	0	0.00 %
on goal	0	0.00 %
missed	1	100.00 %
Shots	**1**	**5.88 %**
Scores	**0**	**0.00 %**

bar	0	0.00 %
missed	0	0.00 %
on goal	4	44.44 %
blocked	5	55.56 %
Shots	**9**	**52.94 %**
Scores	**0**	**0.00 %**

bar	0	0.00 %
on goal	0	0.00 %
blocked	1	50.00 %
missed	1	50.00 %
Shots	**2**	**11.76 %**
Scores	**0**	**0.00 %**

bar	0	0.00 %
blocked	0	0.00 %
missed	0	0.00 %
on goal	0	0.00 %
Shots	**0**	**0.00 %**
Scores	**0**	**0.00 %**

bar	0	0.00 %
blocked	0	0.00 %
missed	0	0.00 %
on goal	0	0.00 %
Shots	**0**	**0.00 %**
Scores	**0**	**0.00 %**

bar	0	0.00 %
blocked	0	0.00 %
missed	0	0.00 %
on goal	0	0.00 %
Shots	**0**	**0.00 %**
Scores	**0**	**0.00 %**

bar	0	0.00 %
blocked	0	0.00 %
on goal	0	0.00 %
blocked	1	50.00 %
missed	1	50.00 %
Shots	**2**	**11.76 %**
Scores	**0**	**0.00 %**

bar	0	0.00 %
blocked	0	0.00 %
on goal	0	0.00 %
missed	1	100.00 %
Shots	**1**	**5.88 %**
Scores	**0**	**0.00 %**

bar	0	0.00 %
blocked	2	22.22 %
missed	2	22.22 %
on goal	5	55.56 %
Shots	**9**	
Scores	**1**	

bar	0	0.00 %
missed	4	23.53 %
on goal	5	29.41 %
blocked	8	47.06 %
Shots	**17**	
Scores	**0**	

© by Roman Koller (info@floorballstatistics.ch)

Shot Statistics

Switzerland

2nd Periode

Czechia

bar	0	0.00 %
blocked	0	0.00 %
missed	0	0.00 %
on goal	0	0.00 %
Shots	**0**	**0.00 %**
Scores	**0**	**0.00 %**

bar	0	0.00 %
blocked	0	0.00 %
missed	0	0.00 %
on goal	0	0.00 %
Shots	**0**	**0.00 %**
Scores	**0**	**0.00 %**

bar	0	0.00 %
blocked	0	0.00 %
on goal	0	0.00 %
missed	2	100.00 %
Shots	**2**	**14.29 %**
Scores	**0**	**0.00 %**

bar	0	0.00 %
blocked	0	0.00 %
missed	0	0.00 %
on goal	0	0.00 %
Shots	**0**	**0.00 %**
Scores	**0**	**0.00 %**

bar	0	0.00 %
blocked	0	0.00 %
missed	0	0.00 %
on goal	3	100.00 %
Shots	**3**	**13.04 %**
Scores	**0**	**0.00 %**

bar	0	0.00 %
blocked	0	0.00 %
missed	0	0.00 %
on goal	0	0.00 %
Shots	**0**	**0.00 %**
Scores	**0**	**0.00 %**

bar	0	0.00 %
missed	0	0.00 %
on goal	0	0.00 %
blocked	1	100.00 %
Shots	**1**	**7.14 %**
Scores	**0**	**0.00 %**

bar	0	0.00 %
on goal	1	16.67 %
blocked	2	33.33 %
missed	3	50.00 %
Shots	**6**	**42.86 %**
Scores	**0**	**0.00 %**

bar	0	0.00 %
blocked	0	0.00 %
on goal	0	0.00 %
missed	1	100.00 %
Shots	**1**	**7.14 %**
Scores	**0**	**0.00 %**

bar	0	0.00 %
blocked	1	25.00 %
missed	1	25.00 %
on goal	2	50.00 %
Shots	**4**	**17.39 %**
Scores	**0**	**0.00 %**

bar	0	0.00 %
blocked	3	25.00 %
on goal	3	25.00 %
missed	6	50.00 %
Shots	**12**	**52.17 %**
Scores	**0**	**0.00 %**

bar	0	0.00 %
blocked	0	0.00 %
missed	0	0.00 %
on goal	1	100.00 %
Shots	**1**	**4.35 %**
Scores	**0**	**0.00 %**

bar	0	0.00 %
missed	0	0.00 %
on goal	0	0.00 %
blocked	1	100.00 %
Shots	**1**	**7.14 %**
Scores	**0**	**0.00 %**

bar	0	0.00 %
on goal	0	0.00 %
missed	1	33.33 %
blocked	2	66.67 %
Shots	**3**	**21.43 %**
Scores	**0**	**0.00 %**

bar	0	0.00 %
blocked	0	0.00 %
missed	0	0.00 %
on goal	0	0.00 %
Shots	**0**	**0.00 %**
Scores	**0**	**0.00 %**

bar	0	0.00 %
blocked	0	0.00 %
on goal	0	0.00 %
missed	2	100.00 %
Shots	**2**	**8.70 %**
Scores	**0**	**0.00 %**

bar	0	0.00 %
blocked	0	0.00 %
on goal	0	0.00 %
missed	1	100.00 %
Shots	**1**	**4.35 %**
Scores	**0**	**0.00 %**

bar	0	0.00 %
on goal	1	7.14 %
blocked	6	42.86 %
missed	7	50.00 %
Shots	**14**	
Scores	**0**	

bar	0	0.00 %
blocked	4	17.39 %
on goal	9	39.13 %
missed	10	43.48 %
Shots	**23**	
Scores	**0**	

© by Roman Koller (info@floorballstatistics.ch)

Shot Statistics

Switzerland

3rd Periode

Czechia

bar	0	0.00 %
blocked	0	0.00 %
missed	0	0.00 %
on goal	0	0.00 %
Shots	**0**	**0.00 %**
Scores	**0**	**0.00 %**

bar	0	0.00 %
blocked	0	0.00 %
on goal	0	0.00 %
missed	1	100.00 %
Shots	**1**	**5.56 %**
Scores	**0**	**0.00 %**

bar	0	0.00 %
blocked	0	0.00 %
on goal	0	0.00 %
missed	1	100.00 %
Shots	**1**	**5.56 %**
Scores	**0**	**0.00 %**

bar	0	0.00 %
blocked	0	0.00 %
missed	0	0.00 %
on goal	0	0.00 %
Shots	**0**	**0.00 %**
Scores	**0**	**0.00 %**

bar	0	0.00 %
blocked	0	0.00 %
missed	0	0.00 %
on goal	4	100.00 %
Shots	**4**	**25.00 %**
Scores	**2**	**100.00 %**

bar	0	0.00 %
blocked	0	0.00 %
missed	0	0.00 %
on goal	0	0.00 %
Shots	**0**	**0.00 %**
Scores	**0**	**0.00 %**

bar	0	0.00 %
on goal	0	0.00 %
missed	1	20.00 %
blocked	4	80.00 %
Shots	**5**	**27.78 %**
Scores	**0**	**0.00 %**

bar	1	16.67 %
missed	1	16.67 %
blocked	2	33.33 %
on goal	2	33.33 %
Shots	**6**	**33.33 %**
Scores	**0**	**0.00 %**

bar	0	0.00 %
on goal	0	0.00 %
blocked	1	20.00 %
missed	4	80.00 %
Shots	**5**	**27.78 %**
Scores	**0**	**0.00 %**

bar	0	0.00 %
blocked	0	0.00 %
missed	0	0.00 %
on goal	0	0.00 %
Shots	**0**	**0.00 %**
Scores	**0**	**0.00 %**

bar	0	0.00 %
blocked	0	0.00 %
missed	0	0.00 %
on goal	0	0.00 %
Shots	**0**	**0.00 %**
Scores	**0**	**0.00 %**

bar	0	0.00 %
blocked	0	0.00 %
on goal	0	0.00 %
missed	1	100.00 %
Shots	**1**	**6.25 %**
Scores	**0**	**0.00 %**

bar	0	0.00 %
blocked	0	0.00 %
on goal	0	0.00 %
missed	2	100.00 %
Shots	**2**	**12.50 %**
Scores	**0**	**0.00 %**

bar	0	0.00 %
blocked	0	0.00 %
missed	0	0.00 %
on goal	0	0.00 %
Shots	**0**	**0.00 %**
Scores	**0**	**0.00 %**

bar	1	5.56 %
on goal	2	11.11 %
blocked	7	38.89 %
missed	8	44.44 %
Shots	**18**	
Scores	**0**	

bar	0	0.00 %
blocked	0	0.00 %
missed	6	37.50 %
on goal	10	62.50 %
Shots	**16**	
Scores	**2**	

© by Roman Koller (info@floorballstatistics.ch)

Time on Field Statistics

Switzerland

Player	Shifts	Time on Field	Avg. Shift Duration
3 Ritter Naja	47	00:25:53	00:00:33
4 Wyss Mirjam	20	00:06:09	00:00:18
6 Wyss Anja	53	00:29:53	00:00:33
7 Ediz Laila	43	00:20:05	00:00:28
8 Härtsch Anne	24	00:10:08	00:00:25
9 Larsson Linn	51	00:23:44	00:00:27
10 Stettler Céline	49	00:23:19	00:00:28
11 Wick Marcia	55	00:30:38	00:00:33
12 Fitzi Seraina	12	00:07:35	00:00:37
13 von Arx Lisa	11	00:02:47	00:00:15
14 Morf Annika	32	00:12:35	00:00:23
17 Gerig Isabelle	49	00:24:44	00:00:30
19 Reusser Norina	47	00:23:15	00:00:29
21 Suter Lea	24	00:09:37	00:00:24
22 Niederberger Ronja	11	00:02:53	00:00:15
25 Behuli Gentiana	32	00:12:06	00:00:22
26 Spichiger Nathalie	45	00:20:27	00:00:27
28 Gredig Chiara	47	00:23:59	00:00:30

Overall

Czechia

Player	Shifts	Time on Field	Avg. Shift Duration
4 Kubečková Michaela	55	00:26:49	00:00:29
7 Brucháčková Anna	59	00:27:26	00:00:27
8 Gocová Sofie	29	00:14:33	00:00:30
9 Jiráková Nela	58	00:26:41	00:00:27
11 Klubalová Karolína	55	00:27:26	00:00:29
12 Bláhová Monika	0	00:00:00	00:00:00
13 Mechlová Michaela	50	00:21:10	00:00:25
15 Staňková Šárka	58	00:26:48	00:00:27
16 Fuchsová Linda	27	00:13:59	00:00:31
17 Janošová Barbora	27	00:12:31	00:00:27
25 Bolfová Liliana	0	00:00:00	00:00:00
26 Husková Barbora	26	00:13:42	00:00:31
27 Kapcová Nela	15	00:06:21	00:00:25
29 Jašková Barbora	29	00:10:07	00:00:20
77 Lískovcová Dominika	26	00:14:07	00:00:32
87 Bačová Pavlína	50	00:20:06	00:00:24
92 Keprtová Vanessa Rebecca	48	00:20:48	00:00:26
93 Stůjová Karolína	49	00:20:29	00:00:25

© by Roman Koller (info@floorballstatistics.ch)

Time on Field Statistics



Switzerland

1st Periode

Czechia

Player	Shifts	Time on Field	Avg. Shift Duration
3 Ritter Naja	13	00:08:04	00:00:37
4 Wyss Mirjam	0	00:00:00	00:00:00
6 Wyss Anja	12	00:08:19	00:00:41
7 Ediz Laila	18	00:05:48	00:00:19
8 Härtsch Anne	11	00:05:45	00:00:31
9 Larsson Linn	19	00:05:16	00:00:16
10 Stettler Céline	20	00:06:25	00:00:19
11 Wick Marcia	12	00:08:21	00:00:41
12 Fitzi Seraina	12	00:07:35	00:00:37
13 von Arx Lisa	1	00:00:03	00:00:03
14 Morf Annika	10	00:05:26	00:00:32
17 Gerig Isabelle	20	00:07:35	00:00:22
19 Reusser Norina	8	00:05:45	00:00:43
21 Suter Lea	9	00:04:53	00:00:32
22 Niederberger Ronja	0	00:00:00	00:00:00
25 Behuli Gentiana	8	00:04:44	00:00:35
26 Spichiger Nathalie	18	00:05:10	00:00:17
28 Gredig Chiara	12	00:06:55	00:00:34

Player	Shifts	Time on Field	Avg. Shift Duration
4 Kubečková Michaela	14	00:08:25	00:00:36
7 Brucháčková Anna	16	00:08:10	00:00:30
8 Gocová Sofie	8	00:05:50	00:00:43
9 Jiráková Nela	14	00:08:07	00:00:34
11 Klubalová Karolína	15	00:08:40	00:00:34
12 Bláhová Monika	0	00:00:00	00:00:00
13 Mechlová Michaela	20	00:05:34	00:00:16
15 Staňková Šárka	16	00:08:12	00:00:30
16 Fuchsová Linda	7	00:05:16	00:00:45
17 Janošová Barbora	8	00:04:52	00:00:36
25 Bolfová Liliana	0	00:00:00	00:00:00
26 Husková Barbora	7	00:05:11	00:00:44
27 Kapcová Nela	0	00:00:00	00:00:00
29 Jašková Barbora	19	00:05:45	00:00:18
77 Lískovcová Dominika	7	00:05:35	00:00:47
87 Bačová Pavlína	21	00:06:18	00:00:18
92 Keprtová Vanessa Rebecca	19	00:05:50	00:00:18
93 Stůjová Karolína	19	00:05:44	00:00:18

© by Roman Koller (info@floorballstatistics.ch)

Time on Field Statistics



Switzerland

2nd Periode

Czechia

Player	Shifts	Time on Field	Avg. Shift Duration
3 Ritter Naja	21	00:10:29	00:00:29
4 Wyss Mirjam	12	00:03:39	00:00:18
6 Wyss Anja	20	00:10:07	00:00:30
7 Ediz Laila	15	00:07:45	00:00:31
8 Härtsch Anne	12	00:04:10	00:00:20
9 Larsson Linn	15	00:08:02	00:00:32
10 Stettler Céline	15	00:07:36	00:00:30
11 Wick Marcia	22	00:10:36	00:00:28
12 Fitzi Seraina	0	00:00:00	00:00:00
13 von Arx Lisa	2	00:00:19	00:00:09
14 Morf Annika	14	00:04:31	00:00:19
17 Gerig Isabelle	12	00:06:32	00:00:32
19 Reusser Norina	27	00:12:15	00:00:27
21 Suter Lea	13	00:04:38	00:00:21
22 Niederberger Ronja	2	00:00:19	00:00:09
25 Behuli Gentiana	14	00:04:46	00:00:20
26 Spichiger Nathalie	12	00:06:18	00:00:31
28 Gredig Chiara	21	00:09:42	00:00:27

Player	Shifts	Time on Field	Avg. Shift Duration
4 Kubečková Michaela	23	00:09:24	00:00:24
7 Brucháčková Anna	24	00:10:17	00:00:25
8 Gocová Sofie	11	00:05:15	00:00:28
9 Jiráková Nela	23	00:09:48	00:00:25
11 Klubalová Karolína	23	00:10:40	00:00:27
12 Bláhová Monika	0	00:00:00	00:00:00
13 Mechlová Michaela	11	00:06:43	00:00:36
15 Staňková Šárka	23	00:09:59	00:00:26
16 Fuchsová Linda	12	00:05:23	00:00:26
17 Janošová Barbora	10	00:04:15	00:00:25
25 Bolfová Liliana	0	00:00:00	00:00:00
26 Husková Barbora	11	00:05:15	00:00:28
27 Kapcová Nela	4	00:01:50	00:00:27
29 Jašková Barbora	10	00:04:22	00:00:26
77 Lískovcová Dominika	11	00:05:15	00:00:28
87 Bačová Pavlína	11	00:05:02	00:00:27
92 Keprtová Vanessa Rebecca	10	00:06:41	00:00:40
93 Stůjová Karolína	11	00:06:13	00:00:33

© by Roman Koller (info@floorballstatistics.ch)

Time on Field Statistics



Switzerland

3rd Periode

Czechia

Player	Shifts	Time on Field	Avg. Shift Duration
3 Ritter Naja	13	00:07:20	00:00:33
4 Wyss Mirjam	8	00:02:30	00:00:18
6 Wyss Anja	21	00:11:27	00:00:32
7 Ediz Laila	10	00:06:32	00:00:39
8 Härtsch Anne	1	00:00:13	00:00:13
9 Larsson Linn	17	00:10:26	00:00:36
10 Stettler Céline	14	00:09:18	00:00:39
11 Wick Marcia	21	00:11:41	00:00:33
12 Fitzi Seraina	0	00:00:00	00:00:00
13 von Arx Lisa	8	00:02:25	00:00:18
14 Morf Annika	8	00:02:38	00:00:19
17 Gerig Isabelle	17	00:10:37	00:00:37
19 Reusser Norina	12	00:05:15	00:00:26
21 Suter Lea	2	00:00:06	00:00:03
22 Niederberger Ronja	9	00:02:34	00:00:17
25 Behuli Gentiana	10	00:02:36	00:00:15
26 Spichiger Nathalie	15	00:08:59	00:00:35
28 Gredig Chiara	14	00:07:22	00:00:31

Player	Shifts	Time on Field	Avg. Shift Duration
4 Kubečková Michaela	18	00:09:00	00:00:30
7 Brucháčková Anna	19	00:08:59	00:00:28
8 Gocová Sofie	10	00:03:28	00:00:20
9 Jiráková Nela	21	00:08:46	00:00:25
11 Klubalová Karolína	17	00:08:06	00:00:28
12 Bláhová Monika	0	00:00:00	00:00:00
13 Mechlová Michaela	19	00:08:53	00:00:28
15 Staňková Šárka	19	00:08:37	00:00:27
16 Fuchsová Linda	8	00:03:20	00:00:25
17 Janošová Barbora	9	00:03:24	00:00:22
25 Bolfová Liliana	0	00:00:00	00:00:00
26 Husková Barbora	8	00:03:16	00:00:24
27 Kapcová Nela	11	00:04:31	00:00:24
29 Jašková Barbora	0	00:00:00	00:00:00
77 Lískovcová Dominika	8	00:03:17	00:00:24
87 Bačová Pavlína	18	00:08:46	00:00:29
92 Keprtová Vanessa Rebecca	19	00:08:17	00:00:26
93 Stůjová Karolína	19	00:08:32	00:00:26

© by Roman Koller (info@floorballstatistics.ch)