

Shot Statistics

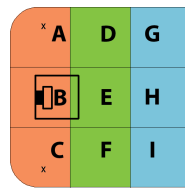
| Game Statistic | 1st Periode | | | | | | | 2nd Periode | | | | | | | 3rd Periode | | | | | | | Extra Time | | | | | | | Total Shots | Total Goals | | | | | |
|-------------------------------|-------------|----------|----------|----------|---------------|-------------|-------------|--------------|----------|----------|----------|----------|---------------|-------------|-------------|--------------|----------|----------|----------|----------|---------------|-------------|-------------|--------------|----------|----------|----------|----------|-------------|-------------|---------------|-------------|-------------|-----------|-------------|
| | bar | blocked | missed | on goal | Save w/o shot | Total Shots | Total Goals | % | bar | blocked | missed | on goal | Save w/o shot | Total Shots | Total Goals | % | bar | blocked | missed | on goal | Save w/o shot | Total Shots | Total Goals | % | bar | blocked | missed | on goal | | | Save w/o shot | Total Shots | Total Goals | % | Total Shots |
| 2 Johan Samuelsson | 0 | 1 | 1 | 0 | 0 | 2 | 0 | 0.00 | 0 | 0 | 0 | 0 | 0 | 0 | 0 | 0.00 | 0 | 1 | 1 | 0 | 0 | 2 | 0 | 0.00 | 0 | 0 | 0 | 0 | 0 | 0 | 0 | 0 | 0.00 | 4 | 0 |
| 7 Kim Nilsson | 1 | 0 | 0 | 3 | 0 | 4 | 0 | 0.00 | 0 | 0 | 0 | 1 | 0 | 1 | 0 | 0.00 | 0 | 3 | 2 | 0 | 0 | 5 | 0 | 0.00 | 0 | 0 | 0 | 0 | 0 | 0 | 0 | 0 | 0.00 | 10 | 0 |
| 8 Malte Lundmark | | | | 1 | | 1 | 1 | 100.00 | | | | 1 | | 1 | 1 | 100.00 | | | 1 | | | 1 | 0 | 0.00 | | | | | | | | | 0.00 | 3 | 2 |
| 9 Alexander Galante Carlström | 0 | 0 | 1 | 0 | 0 | 1 | 0 | 0.00 | 0 | 0 | 0 | 1 | 0 | 1 | 1 | 100.00 | 0 | 3 | 1 | 2 | 0 | 6 | 1 | 16.67 | 0 | 0 | 0 | 0 | 0 | 0 | 0 | 0 | 0.00 | 8 | 2 |
| 10 Albin Sjögren | 0 | 3 | 1 | 0 | 0 | 4 | 0 | 0.00 | 0 | 0 | 0 | 1 | 0 | 1 | 0 | 0.00 | 0 | 0 | 1 | 1 | 0 | 2 | 0 | 0.00 | 0 | 0 | 0 | 0 | 0 | 0 | 0 | 0 | 0.00 | 7 | 0 |
| 13 Ludwig Persson | 0 | 0 | 0 | 0 | | 0 | 0 | 0.00 | 0 | 0 | 0 | 0 | | 0 | 0 | 0.00 | 0 | 1 | 0 | 0 | | 1 | 0 | 0.00 | 0 | 0 | 0 | 0 | | 0 | 0 | 0 | 0.00 | 1 | 0 |
| 14 Tobias Gustafsson | 0 | 0 | 1 | 0 | 0 | 1 | 0 | 0.00 | 0 | 0 | 0 | 0 | 0 | 0 | 0 | 0.00 | 0 | 0 | 0 | 0 | 0 | 0 | 0 | 0.00 | 0 | 0 | 0 | 0 | 0 | 0 | 0 | 0 | 0.00 | 1 | 0 |
| 17 Rasmus Enström | 0 | 0 | 0 | 0 | 0 | 0 | 0 | 0.00 | 0 | 0 | 0 | 1 | 0 | 1 | 0 | 0.00 | 0 | 0 | 0 | 0 | 0 | 0 | 0 | 0.00 | 0 | 0 | 0 | 0 | 0 | 0 | 0 | 0 | 0.00 | 1 | 0 |
| 19 Jesper Sankell | | | | 1 | | 1 | 1 | 100.00 | | 1 | | | | 1 | 0 | 0.00 | | 1 | | | | 1 | 0 | 0.00 | | | | | | | | | 0.00 | 3 | 1 |
| 22 Emil Johansson | 0 | 1 | 0 | 2 | 0 | 3 | 1 | 33.33 | 0 | 0 | 0 | 0 | 0 | 0 | 0 | 0.00 | 0 | 0 | 0 | 1 | 0 | 1 | 0 | 0.00 | 0 | 0 | 0 | 0 | 0 | 0 | 0 | 0 | 0.00 | 4 | 1 |
| 23 Hampus Ahrén | | | | | | | | 0.00 | | | | 1 | | 1 | 0 | 0.00 | | | | | | | | 0.00 | | | | | | | | | 0.00 | 1 | 0 |
| 26 Linus Nordgren | | | | | | | | 0.00 | | 1 | | | | 1 | 0 | 0.00 | | | | 1 | | 1 | 1 | 100.00 | | | | | | | | | 0.00 | 2 | 1 |
| 66 Kevin Haglund | | 1 | | 2 | | 3 | 0 | 0.00 | | 2 | | | | 2 | 0 | 0.00 | | | | 1 | | 1 | 1 | 100.00 | | | | | | | | | 0.00 | 6 | 1 |
| 97 Robin Nilsberth | 0 | 0 | 0 | 0 | 0 | 0 | 0 | 0.00 | 0 | 0 | 1 | 1 | 0 | 2 | 0 | 0.00 | 0 | 0 | 0 | 0 | 0 | 0 | 0 | 0.00 | 0 | 0 | 0 | 0 | 0 | 0 | 0 | 0 | 0.00 | 2 | 0 |
| Total | 1 | 6 | 4 | 9 | 0 | 20 | 3 | 15.00 | 0 | 4 | 1 | 7 | 0 | 12 | 2 | 16.67 | 0 | 9 | 6 | 6 | 0 | 21 | 3 | 14.29 | 0 | 0 | 0 | 0 | 0 | 0 | 0 | 0 | 0.00 | 53 | 8 |



| | | | |
|---|---|---|---|
| x | A | D | G |
| | B | E | H |
| x | C | F | I |

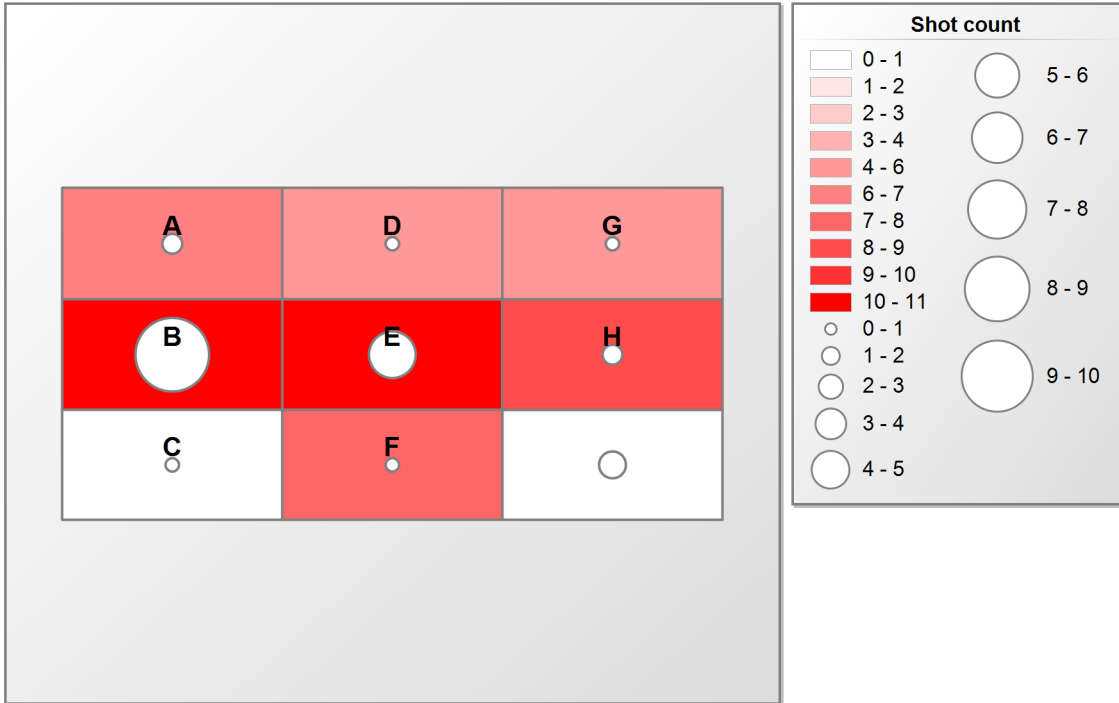
Shot Statistics

| |
|-------|
| |
| |
| |
| |
| % |
| 0.00 |
| 0.00 |
| 66.67 |
| 25.00 |
| 0.00 |
| 0.00 |
| 0.00 |
| 0.00 |
| 33.33 |
| 25.00 |
| 0.00 |
| 50.00 |
| 16.67 |
| 0.00 |
| 15.09 |

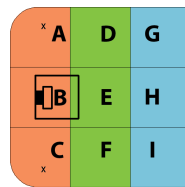


Shot Statistics

Short distribution and shots on goal



| Zone (Fields) | A | B | C | D | E | F | G | H | Total |
|-------------------|---|----|---|---|----|---|---|---|-------|
| Total | 6 | 11 | 1 | 5 | 10 | 7 | 5 | 8 | 53 |
| on Goal (Circles) | 2 | 10 | 1 | 1 | 6 | 0 | 0 | 2 | 22 |



Shot Statistics

| Event Statistic | GER vs. SWE | | | SWE vs. LAT | | | SWE vs. CZE | | | SWE vs. NOR | | | SWE vs. FIN | | | SWE vs. CZE | | | Total Shots | Total Goals | % | | | |
|-------------------------------|-------------|-------------|-------------|-------------|-------------|--------------|-------------|-------------|--------------|-------------|-------------|-------------|-------------|-------------|--------------|-------------|-------------|-------------|-------------|-------------|--------------|------------|-----------|--------------|
| | Total Shots | Total Goals | % | Total Shots | Total Goals | % | Total Shots | Total Goals | % | Total Shots | Total Goals | % | Total Shots | Total Goals | % | Total Shots | Total Goals | % | | | | | | |
| Anton Karlsson | 0 | 0 | 0.00 | | | 0.00 | | | 0.00 | | | 0.00 | | | 0.00 | | | 0.00 | 0 | 0 | 0.00 | | | |
| 2 Johan Samuelsson | 0 | 0 | 0.00 | | | 0.00 | 1 | 0 | 0.00 | 3 | 0 | 0.00 | 9 | 1 | 11.11 | 3 | 0 | 0.00 | 4 | 0 | 0.00 | 20 | 1 | 5.00 |
| 7 Kim Nilsson | 0 | 0 | 0.00 | 8 | 1 | 12.50 | 5 | 1 | 20.00 | 5 | 0 | 0.00 | 10 | 1 | 10.00 | 5 | 1 | 20.00 | 10 | 0 | 0.00 | 43 | 4 | 9.30 |
| 8 Malte Lundmark | | | 0.00 | 8 | 1 | 12.50 | 5 | 2 | 40.00 | 4 | 0 | 0.00 | | | 0.00 | 6 | 0 | 0.00 | 3 | 2 | 66.67 | 26 | 5 | 19.23 |
| 9 Alexander Galante Carlström | 0 | 0 | 0.00 | 11 | 2 | 18.18 | 9 | 1 | 11.11 | 11 | 2 | 18.18 | 9 | 2 | 22.22 | 10 | 0 | 0.00 | 8 | 2 | 25.00 | 58 | 9 | 15.52 |
| 10 Albin Sjögren | 0 | 0 | 0.00 | 7 | 3 | 42.86 | 4 | 1 | 25.00 | 4 | 0 | 0.00 | 12 | 0 | 0.00 | 10 | 0 | 0.00 | 7 | 0 | 0.00 | 44 | 4 | 9.09 |
| 13 Ludwig Persson | 0 | 0 | 0.00 | 4 | 0 | 0.00 | 8 | 0 | 0.00 | 1 | 0 | 0.00 | 2 | 0 | 0.00 | 1 | 0 | 0.00 | 1 | 0 | 0.00 | 17 | 0 | 0.00 |
| 14 Tobias Gustafsson | 0 | 0 | 0.00 | 3 | 1 | 33.33 | 4 | 1 | 25.00 | 4 | 0 | 0.00 | 5 | 1 | 20.00 | 3 | 1 | 33.33 | 1 | 0 | 0.00 | 20 | 4 | 20.00 |
| 17 Rasmus Enström | 0 | 0 | 0.00 | 3 | 1 | 33.33 | 4 | 0 | 0.00 | 3 | 0 | 0.00 | 1 | 1 | 100.00 | 4 | 0 | 0.00 | 1 | 0 | 0.00 | 16 | 2 | 12.50 |
| 19 Jesper Sankell | | | 0.00 | 10 | 1 | 10.00 | 6 | 2 | 33.33 | 1 | 0 | 0.00 | 12 | 2 | 16.67 | 4 | 0 | 0.00 | 3 | 1 | 33.33 | 36 | 6 | 16.67 |
| 20 Nico Salo | | | 0.00 | | | 0.00 | | | 0.00 | | | 0.00 | | | 0.00 | 1 | 0 | 0.00 | | | 0.00 | 1 | 0 | 0.00 |
| 21 Linus Holmgren | | | 0.00 | 3 | 1 | 33.33 | 1 | 0 | 0.00 | | | 0.00 | | | 0.00 | | | 0.00 | | | 0.00 | 4 | 1 | 25.00 |
| 22 Emil Johansson | 0 | 0 | 0.00 | 3 | 0 | 0.00 | 3 | 0 | 0.00 | 6 | 0 | 0.00 | 7 | 1 | 14.29 | 3 | 0 | 0.00 | 4 | 1 | 25.00 | 26 | 2 | 7.69 |
| 23 Hampus Ahrén | | | 0.00 | | | 0.00 | 3 | 0 | 0.00 | | | 0.00 | 7 | 1 | 14.29 | 3 | 0 | 0.00 | 1 | 0 | 0.00 | 14 | 1 | 7.14 |
| 26 Linus Nordgren | | | 0.00 | 5 | 1 | 20.00 | 1 | 1 | 100.00 | 3 | 1 | 33.33 | 6 | 0 | 0.00 | 2 | 1 | 50.00 | 2 | 1 | 50.00 | 19 | 5 | 26.32 |
| 28 Niklas Ramirez | | | 0.00 | | | 0.00 | | | 0.00 | | | 0.00 | 1 | 0 | 0.00 | 1 | 0 | 0.00 | | | 0.00 | 2 | 0 | 0.00 |
| 66 Kevin Haglund | | | 0.00 | 4 | 2 | 50.00 | 7 | 2 | 28.57 | 3 | 0 | 0.00 | 8 | 1 | 12.50 | 5 | 0 | 0.00 | 6 | 1 | 16.67 | 33 | 6 | 18.18 |
| 68 Casper Backby | | | 0.00 | 7 | 1 | 14.29 | 4 | 0 | 0.00 | 3 | 0 | 0.00 | 1 | 0 | 0.00 | | | 0.00 | | | 0.00 | 15 | 1 | 6.67 |
| 77 Linus Malmström | | | 0.00 | 5 | 1 | 20.00 | 4 | 0 | 0.00 | 1 | 0 | 0.00 | 12 | 2 | 16.67 | | | 0.00 | | | 0.00 | 22 | 3 | 13.64 |
| 97 Robin Nilsberth | 0 | 0 | 0.00 | | | 0.00 | 5 | 0 | 0.00 | 5 | 0 | 0.00 | 7 | 0 | 0.00 | 4 | 0 | 0.00 | 2 | 0 | 0.00 | 23 | 0 | 0.00 |
| Total | 0 | 0 | 0.00 | 81 | 16 | 19.75 | 74 | 11 | 14.86 | 57 | 3 | 5.26 | 109 | 13 | 11.93 | 65 | 3 | 4.62 | 53 | 8 | 15.09 | 439 | 54 | 12.30 |



| | | | |
|---|---|---|---|
| x | A | D | G |
| | B | E | H |
| x | C | F | I |

Shot Statistics

Error: Subreport could not be shown.