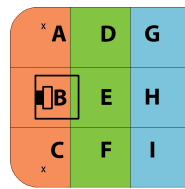


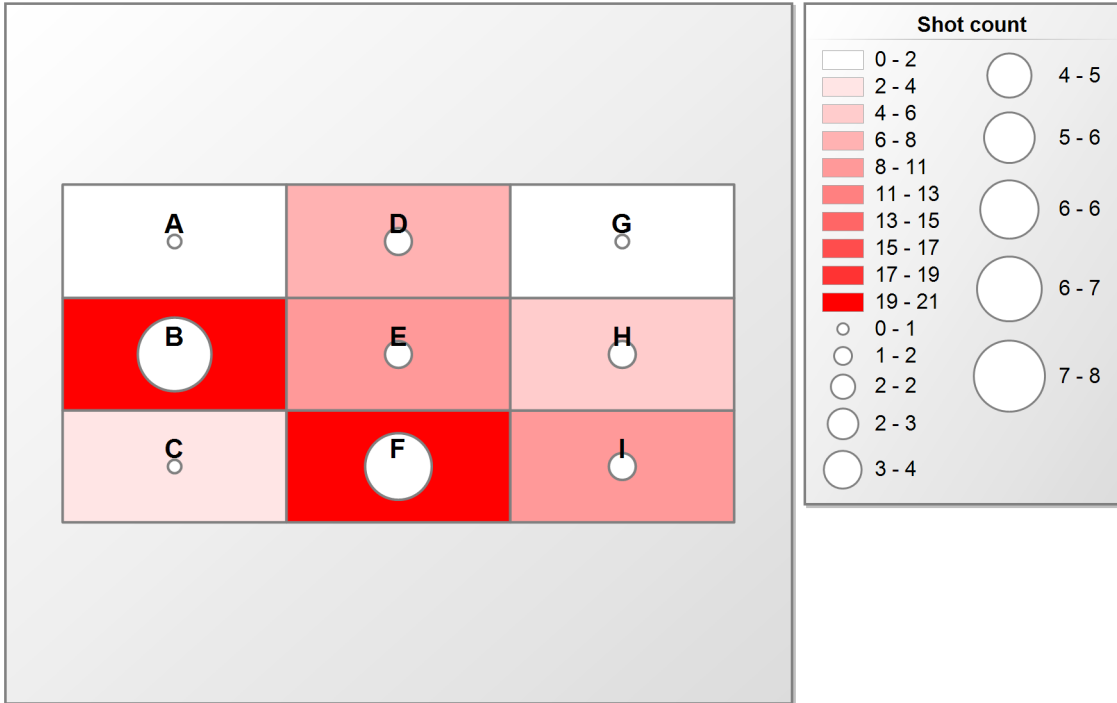
Shot Statistics

Game Statistic	1st Periode							2nd Periode							3rd Periode							Total Shots	Total Goals	%
	bar	blocked	missed	on goal	Total Shots	Total Goals	%	bar	blocked	missed	on goal	Total Shots	Total Goals	%	blocked	missed	on goal	Total Shots	Total Goals	%				
3 Daniel Gidske				2	2	0	0.00				1	1	1	100.00	3	1		4	0	0.00	7	1	14.29	
5 Ketil Kronberg	1	2		1	4	0	0.00		1	1		2	0	0.00		2	1	3	0	0.00	9	0	0.00	
7 Marcus Hamrin							0.00			3		3	0	0.00						0.00	3	0	0.00	
8 Patrick Bye				1	1	0	0.00				1	1	0	0.00						0.00	2	0	0.00	
9 Philip Laasonen		2			2	0	0.00							0.00						0.00	2	0	0.00	
10 Ole Mossin Olesen		2		1	3	1	33.33	1			1	2	0	0.00	3	2		5	0	0.00	10	1	10.00	
12 Marius Pedersen		1			1	0	0.00			1		1	0	0.00			4	4	1	25.00	6	1	16.67	
16 Sander Fauskanger			1	1	2	0	0.00		1			1	0	0.00						0.00	3	0	0.00	
17 Tobias Solheim				1	1	0	0.00							0.00						0.00	1	0	0.00	
19 Andreas Grønli				1	1	0	0.00							0.00	1	1	1	3	0	0.00	4	0	0.00	
20 Erlend Vestby Søfting		1		1	2	0	0.00							0.00						0.00	2	0	0.00	
22 Joachim Terjesen							0.00		1			1	0	0.00						0.00	1	0	0.00	
24 Patrick Hjemgård		3	2		5	0	0.00		2		1	3	1	33.33			1	1	1	100.00	9	2	22.22	
25 Martin Kvisvik		1			1	0	0.00		1			1	0	0.00	1	1	1	3	0	0.00	5	0	0.00	
26 Fredrik Mohn Frafjord							0.00			1	1	2	0	0.00						0.00	2	0	0.00	
29 Markus Lindgjerdet							0.00		1			1	0	0.00	6	3	1	10	0	0.00	11	0	0.00	
Total	1	12	3	9	25	1	4.00	1	7	6	5	19	2	10.53	14	10	9	33	2	6.06	77	5	6.49	

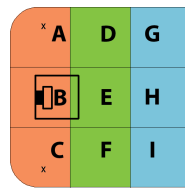


Shot Statistics

Short distribution and shots on goal



Zone (Fields)	A	B	C	D	E	F	G	H	I	Total
Total	2	21	3	7	9	19	2	5	9	77
on Goal (Circles)	0	8	0	2	2	7	0	2	2	23



Shot Statistics

Event Statistic	SUI vs. NOR			SVK vs. NOR			NOR vs. FIN			NOR vs. DEN			SWE vs. NOR			NOR vs. GER			SVK vs. NOR					
	Total Shots	Total Goals	%	Total Shots	Total Goals	%	Total Shots	Total Goals	%	Total Shots	Total Goals	%	Total Shots	Total Goals	%	Total Shots	Total Goals	%	Total Shots	Total Goals	%	Total Shots	Total Goals	%
3 Daniel Gidske			0.00	3	1	33.33			0.00	3	0	0.00	4	1	25.00	3	0	0.00	7	1	14.29	20	3	15.00
5 Ketil Kronberg	5	1	20.00	6	0	0.00	5	0	0.00	7	0	0.00	8	1	12.50	13	1	7.69	9	0	0.00	53	3	5.66
7 Marcus Hamrin	2	0	0.00	1	0	0.00	2	0	0.00	7	1	14.29	5	0	0.00	3	0	0.00	3	0	0.00	23	1	4.35
8 Patrick Bye			0.00			0.00			0.00			0.00			0.00			0.00	2	0	0.00	2	0	0.00
9 Philip Laasonen	2	0	0.00	1	0	0.00	7	0	0.00	4	0	0.00			0.00			0.00	2	0	0.00	16	0	0.00
10 Ole Mossin Olesen	6	1	16.67	6	0	0.00	6	0	0.00	10	1	10.00	2	0	0.00	8	0	0.00	10	1	10.00	48	3	6.25
12 Marius Pedersen	3	0	0.00	6	0	0.00	9	1	11.11	6	2	33.33	6	0	0.00	5	1	20.00	6	1	16.67	41	5	12.20
16 Sander Fauskanger	1	0	0.00	1	0	0.00	1	0	0.00	3	0	0.00			0.00	9	2	22.22	3	0	0.00	18	2	11.11
17 Tobias Solheim			0.00			0.00			0.00			0.00			0.00			0.00	1	0	0.00	1	0	0.00
18 Mads Normann	1	0	0.00	1	0	0.00			0.00	1	0	0.00	2	0	0.00			0.00			0.00	5	0	0.00
19 Andreas Grønli	2	0	0.00	2	0	0.00	3	0	0.00	9	0	0.00			0.00	3	0	0.00	4	0	0.00	23	0	0.00
20 Erlend Vestby Søfting			0.00	3	0	0.00			0.00	2	0	0.00	1	0	0.00	4	1	25.00	2	0	0.00	12	1	8.33
22 Joachim Terjesen	2	1	50.00	3	1	33.33	5	0	0.00	2	0	0.00	3	0	0.00	5	0	0.00	1	0	0.00	21	2	9.52
24 Patrick Hjemgård	1	0	0.00	6	1	16.67	4	1	25.00	4	1	25.00	4	1	25.00	2	0	0.00	9	2	22.22	30	6	20.00
25 Martin Kvisvik			0.00	2	0	0.00	1	0	0.00	6	0	0.00	2	0	0.00	2	0	0.00	5	0	0.00	18	0	0.00
26 Fredrik Mohn Frøfjord			0.00	1	1	100.00	1	0	0.00			0.00			0.00	3	0	0.00	2	0	0.00	7	1	14.29
29 Markus Lindgjerdet	6	0	0.00	4	2	50.00	6	0	0.00	11	1	9.09			0.00	3	0	0.00	11	0	0.00	41	3	7.32
Total	31	3	9.68	46	6	13.04	50	2	4.00	75	6	8.00	37	3	8.11	63	5	7.94	77	5	6.49	379	30	7.92



x	A	D	G
	B	E	H
x	C	F	I

Shot Statistics

Error: Subreport could not be shown.