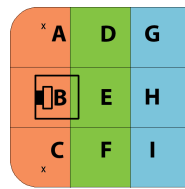


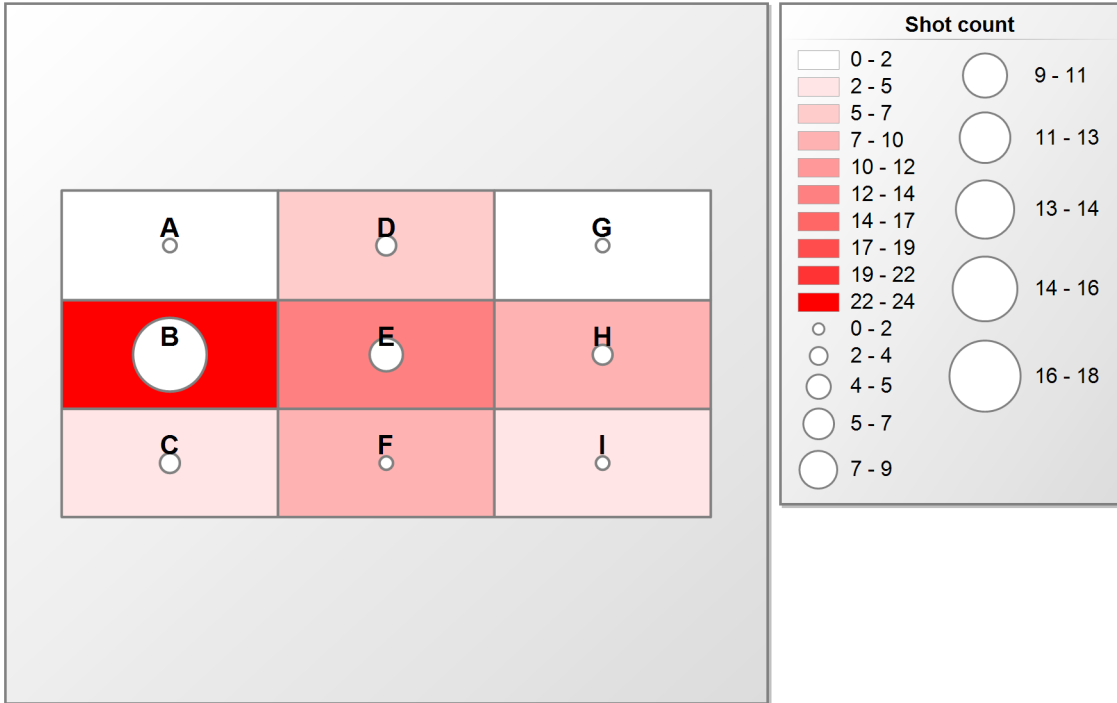
Shot Statistics

Game Statistic	1st Period							2nd Period							3rd Period							Extra Time									
	bar	blocked	missed	on goal	Total Shots	Total Goals	%	bar	blocked	missed	on goal	Total Shots	Total Goals	%	bar	blocked	missed	on goal	Total Shots	Total Goals	%	blocked	missed	on goal	Total Shots	Total Goals	%	Total Shots	Total Goals	%	
9 Cameron Buck		1		1	2	0	0.00				2	2	1	50.00					3	3	0	0.00			1	1	0	0.00	8	1	12.50
10 Justin Laquerre		1			1	0	0.00							0.00													0.00	1	0	0.00	
13 Patrick Mahoney			1	1	2	0	0.00			1	1	0	0.00					1	1	1	100.00						0.00	4	1	25.00	
15 Taylor Walsh							0.00						0.00						0	1	0.00						0.00	0	1	0.00	
20 Steven Friedli				1	1	0	0.00						0.00			1			1	0	0.00						0.00	2	0	0.00	
51 Francis Lavergne				1	1	0	0.00		1			1	0	0.00													0.00	2	0	0.00	
55 Tristan Walsh		1	1		2	0	0.00				2	2	0	0.00													0.00	4	0	0.00	
61 Matthew Smith							0.00			1		1	0	0.00				1	1	0	0.00	1			1	0	0.00	3	0	0.00	
67 Eetu Lumiala		1			1	0	0.00						0.00														0.00	1	0	0.00	
77 Lauri Berg							0.00		3		1	4	0	0.00	1				1	0	0.00		1		1	0	0.00	6	0	0.00	
82 Jonathan Kuysten		3			3	0	0.00	1	1	2		4	0	0.00		1		1	2	1	50.00						0.00	9	1	11.11	
88 Brandon Barber	1				1	0	0.00		1	2	2	5	1	20.00		2	1	1	4	0	0.00			1	1	0	0.00	11	1	9.09	
91 Valteri Viitakoski			1	6	7	1	14.29	1		1	5	7	1	14.29		3		1	4	0	0.00		1	1	2	0	0.00	20	2	10.00	
Total	1	7	3	10	21	1	4.76	2	6	7	12	27	3	11.11	1	6	2	8	17	3	17.65	1	2	3	6	0	0.00	71	7	9.86	

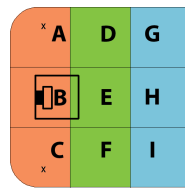


Shot Statistics

Short distribution and shots on goal



Zone (Fields)	A	B	C	D	E	F	G	H	I	Total
Total	1	24	4	7	13	9	2	8	3	71
on Goal (Circles)	1	18	2	2	6	1	0	2	1	33



Shot Statistics

Event Statistic	THA vs. CAN			EST vs. CAN			CAN vs. SGP			GER vs. CAN			CAN vs. DEN			CAN vs. POL					
	Total Shots	Total Goals	%	Total Shots	Total Goals	%	Total Shots	Total Goals	%	Total Shots	Total Goals	%	Total Shots	Total Goals	%	Total Shots	Total Goals	%	Total Shots	Total Goals	%
7 Cedric Grenapin	3	0	0.00	4	1	25.00	2	1	50.00			0.00			0.00			0.00	9	2	22.22
8 James Daly	1	0	0.00			0.00			0.00	1	0	0.00			0.00			0.00	2	0	0.00
9 Cameron Buck	4	1	25.00	4	1	25.00	5	1	20.00	2	0	0.00	5	0	0.00	8	1	12.50	28	4	14.29
10 Justin Laquerre	1	0	0.00	2	0	0.00	1	0	0.00			0.00			0.00	1	0	0.00	5	0	0.00
12 Stuart Bowden	1	0	0.00			0.00			0.00			0.00			0.00			0.00	1	0	0.00
13 Patrick Mahoney			0.00			0.00			0.00	7	1	14.29	3	0	0.00	4	1	25.00	14	2	14.29
15 Taylor Walsh	2	0	0.00	1	0	0.00	3	0	0.00	1	0	0.00	2	1	50.00	0	1	0.00	9	2	22.22
20 Steven Friedli	2	0	0.00	1	0	0.00	6	1	16.67	6	0	0.00	2	0	0.00	2	0	0.00	19	1	5.26
51 Francis Lavergne	1	0	0.00	1	0	0.00	1	0	0.00	2	0	0.00			0.00	2	0	0.00	7	0	0.00
55 Tristan Walsh	4	2	50.00	4	0	0.00	9	0	0.00	3	0	0.00	10	0	0.00	4	0	0.00	34	2	5.88
61 Matthew Smith	1	0	0.00	2	0	0.00	5	0	0.00	2	0	0.00	1	0	0.00	3	0	0.00	14	0	0.00
67 Eetu Lumiala	7	0	0.00	2	0	0.00	4	0	0.00	2	0	0.00	3	0	0.00	1	0	0.00	19	0	0.00
77 Lauri Berg	11	2	18.18	1	0	0.00	15	0	0.00	6	0	0.00	5	1	20.00	6	0	0.00	44	3	6.82
82 Jonathan Kuysten	6	0	0.00	4	0	0.00	9	1	11.11	6	1	16.67	7	0	0.00	9	1	11.11	41	3	7.32
86 Michael Hudson			0.00	1	0	0.00			0.00			0.00			0.00			0.00	1	0	0.00
88 Brandon Barber	5	1	20.00	6	1	16.67	6	1	16.67	1	0	0.00	2	0	0.00	11	1	9.09	31	4	12.90
91 Valtteri Viitakoski	11	1	9.09	8	2	25.00	14	2	14.29	15	1	6.67	14	1	7.14	20	2	10.00	82	9	10.98
Total	60	7	11.67	41	5	12.20	80	7	8.75	54	3	5.56	54	3	5.56	71	7	9.86	360	32	8.89



x	A	D	G
	B	E	H
x	C	F	I

Shot Statistics

Error: Subreport could not be shown.