

Daily Statistics

December 13, 2019



Event Statistics

Games

07.12.2019 Game	Spectators	in %	Result	Duration
12:00 Finland - Poland	1'170	4.29	14 : 3	01:54:00
12:00 Japan - Denmark	168	0.62	0 : 5	01:43:00
15:15 Switzerland - Germany	2'251	8.26	12 : 1	02:02:00
15:15 Estonia - Norway	164	0.60	4 : 7	01:45:00
18:15 Slovakia - Sweden	1'234	4.53	1 : 23	02:10:00
18:15 Australia - USA	241	0.88	5 : 4	01:47:00

Daily average **871** **19.18**

08.12.2019 Game	Spectators	in %	Result	Duration
10:30 Latvia - Czech Republic	1'371	5.03	2 : 14	02:00:00
12:00 Thailand - Singapore	163	0.60	1 : 3	01:45:00
13:30 Finland - Switzerland	3'452	12.66	4 : 7	02:07:00
15:00 Japan - Estonia	171	0.63	4 : 6	01:44:00
16:30 Poland - Germany	365	1.34	4 : 1	01:49:00
18:00 Denmark - Norway	165	0.61	4 : 5	01:44:00

Daily average **948** **20.86**

09.12.2019 Game	Spectators	in %	Result	Duration
10:30 Australia - Thailand	1'072	3.93	4 : 1	01:43:00
13:30 Slovakia - Latvia	879	3.22	7 : 5	01:57:00
15:00 USA - Singapore	157	0.58	2 : 7	01:58:00
16:30 Norway - Japan	275	1.01	2 : 1	01:35:00
18:00 Germany - Finland	142	0.52	0 : 17	01:55:00
19:30 Sweden - Czech Republic	426	1.56	10 : 2	01:51:00

Daily average **492** **10.82**

10.12.2019 Game	Spectators	in %	Result	Duration
10:30 Singapore - Australia	1'401	5.14	4 : 3	01:50:00
13:30 Denmark - Estonia	1'131	4.15	8 : 3	01:49:00
16:30 USA - Thailand	137	0.50	5 : 10	01:55:00
16:30 Czech Republic - Slovakia	512	1.88	19 : 3	01:59:00
19:30 Sweden - Latvia	113	0.41	16 : 1	01:52:00
19:30 Poland - Switzerland	1'586	5.82	0 : 11	01:48:00

Event Statistics

Daily average		813	17.90		
11.12.2019 Game		Spectators	in %	Result	Duration
10:00	Thailand - Japan	451	1.65	3 : 6	01:47:00
12:00	Latvia - Norway	105	0.39	6 : 4	01:45:00
13:00	Germany - Singapore	369	1.35	7 : 6	01:54:00
15:00	Estonia - USA	137	0.50	4 : 3 ot.	01:48:00
16:00	Slovakia - Denmark	363	1.33	6 : 3	01:50:00
19:00	Poland - Australia	304	1.12	10 : 3	01:55:00
Daily average		288	6.34		
12.12.2019 Game		Spectators	in %	Result	Duration
10:00	Thailand - USA	1'151	4.22	10 : 6	01:56:00
12:00	Denmark - Singapore	97	0.36	9 : 4	01:53:00
13:00	Japan - Estonia	699	2.56	4 : 3	01:38:00
15:00	Australia - Norway	153	0.56	2 : 7	01:50:00
16:00	Finland - Slovakia	622	2.28	8 : 6	01:57:00
19:00	Switzerland - Latvia	897	3.29	10 : 4	01:48:00
Daily average		603	13.28		
13.12.2019 Game		Spectators	in %	Result	Duration
10:00	Singapore - Australia	1'131	4.15	1 : 3	01:53:00
13:00	Denmark - Norway	804	2.95	2 : 3	01:44:00
16:00	Czech Republic - Poland	740	2.71	11 : 4	01:53:00
19:00	Sweden - Germany	492	1.80	26 : 2	02:01:00
Daily average		792	11.62		
Event average		682			

Event Statistics

Team Statistic	Games	Shots				Goals		Bullies			Penalties		
Team	played	Total	on Goal	% on Goal	Efficiency (%)	scored	in %	Total	won	in %	Total (min)	in %	Total (min eff.)
Australia	6	312	118	37.82	16.95	20	4.34	82	42	51.22	22	10.09	00:20:37
Czech Republic	4	349	140	40.11	32.86	46	9.98	84	48	57.14	6	2.75	00:05:15
Denmark	6	295	120	40.68	25.83	31	6.72	80	45	56.25	16	7.34	00:13:51
Estonia	5	321	112	34.89	17.86	20	4.34	66	34	51.52	8	3.67	00:07:38
Finland	4	278	131	47.12	32.82	43	9.33	74	36	48.65	0	0.00	00:00:00
Germany	5	150	73	48.67	15.07	11	2.39	96	26	27.08	20	9.17	00:12:04
Japan	5	184	77	41.85	19.48	15	3.25	50	22	44.00	4	1.83	00:04:00
Latvia	5	167	99	59.28	18.18	18	3.90	90	21	23.33	24	11.01	00:16:28
Norway	6	339	143	42.18	19.58	28	6.07	71	49	69.01	24	11.01	00:21:10
Poland	5	254	99	38.98	21.21	21	4.56	88	42	47.73	16	7.34	00:11:30
Singapore	6	401	171	42.64	14.62	25	5.42	85	31	36.47	24	11.01	00:21:08
Slovakia	5	218	78	35.78	29.49	23	4.99	111	48	43.24	14	6.42	00:08:37
Sweden	4	488	222	45.49	33.78	75	16.27	97	68	70.10	16	7.34	00:14:13
Switzerland	4	312	138	44.23	28.99	40	8.68	65	46	70.77	6	2.75	00:06:00
Thailand	5	296	109	36.82	22.94	25	5.42	73	23	31.51	6	2.75	00:04:36
USA	5	241	92	38.17	21.74	20	4.34	79	44	55.70	12	5.50	00:12:00
		4605	1922	41.74	23.99	461		1291			218		

Event Statistics

Finland



	Goals achieved	Goals get	penalty minutes
Team overview	43	16	0

Player	Games	Plus/Minus					Shots				Goals			Bullies			Penalties	
	played	+	-	balance	+ in %	- in %	Total	on Goal	% on Goal	Efficiency (%)	scored	Assists	in %	Total	won	in %	Total (min)	in %
27 Kauppi Oona	4	29	9	20	67.44	56.25	45	24	53.33	50.00	12	4	27.91	2	1	50.00	0	0.00
28 Kauppi Veera	3	22	5	17	51.16	31.25	42	18	42.86	27.78	5	10	11.63	12	8	66.67	0	0.00
12 Karjalainen Mia	4	24	7	17	55.81	43.75	14	6	42.86	66.67	4	3	9.30	0	0	0.00	0	0.00
11 Manninen Laura	4	11	4	7	25.58	25.00	15	6	40.00	16.67	1	5	2.33	0	0	0.00	0	0.00
96 Leino Sofia	4	9	3	6	20.93	18.75	15	8	53.33	50.00	4	1	9.30	7	3	42.86	0	0.00
20 Vallenius Mia	4	16	4	12	37.21	25.00	8	5	62.50	60.00	3	2	6.98	0	0	0.00	0	0.00
80 Kippilä My	3	13	5	8	30.23	31.25	12	3	25.00	66.67	2	3	4.65	6	4	66.67	0	0.00
3 Piispa Sara	4	7	5	2	16.28	31.25	9	6	66.67	50.00	3	0	6.98	7	5	71.43	0	0.00
10 Hämäläinen Suvi	4	8	6	2	18.60	37.50	31	9	29.03	11.11	1	2	2.33	1	0	0.00	0	0.00
89 Saario Jenna	4	15	6	9	34.88	37.50	14	10	71.43	10.00	1	2	2.33	18	4	22.22	0	0.00
18 Homi Johanna	4	3	1	2	6.98	6.25	9	3	33.33	66.67	2	0	4.65	0	0	0.00	0	0.00
87 Saarikoski Milja-Maria	4	5	3	2	11.63	18.75	9	5	55.56	20.00	1	1	2.33	6	4	66.67	0	0.00
6 Nieminen Sanni	4	6	2	4	13.95	12.50	19	10	52.63	10.00	1	1	2.33	0	0	0.00	0	0.00
13 Höynälä Meri-Helmi	4	9	1	8	20.93	6.25	10	6	60.00	0.00	0	2	0.00	10	6	60.00	0	0.00
21 Sundström Ella	4	15	3	12	34.88	18.75	8	2	25.00	50.00	1	0	2.33	5	1	20.00	0	0.00
32 Lampinen Inka	4	7	3	4	16.28	18.75	4	4	100.00	25.00	1	0	2.33	0	0	0.00	0	0.00
16 Sällström Trine	4	6	4	2	13.95	25.00	6	3	50.00	0.00	0	0	0.00	0	0	0.00	0	0.00
25 Pöllänen Alisa	3	10	2	8	23.26	12.50	7	2	28.57	0.00	0	0	0.00	0	0	0.00	0	0.00
							277	130	46.93	32.31				74	36	48.65	0	

Event Statistics



Finland

bar	0	0.00 %	bar	0	0.00 %	bar	0	0.00 %
blocked	0	0.00 %	blocked	1	3.45 %	blocked	0	0.00 %
missed	0	0.00 %	missed	2	6.90 %	missed	3	42.86 %
on goal	3	100.00 %	on goal	26	89.66 %	on goal	4	57.14 %
Shots	3	1.08 %	Shots	29	10.43 %	Shots	7	2.52 %
Scores	2	4.55 %	Scores	11	25.00 %	Scores	2	4.55 %
bar	2	5.26 %	bar	2	2.06 %	bar	3	5.08 %
blocked	9	23.68 %	blocked	25	25.77 %	blocked	12	20.34 %
missed	11	28.95 %	missed	26	26.80 %	missed	19	32.20 %
on goal	16	42.11 %	on goal	44	45.36 %	on goal	25	42.37 %
Shots	38	13.67 %	Shots	97	34.89 %	Shots	59	21.22 %
Scores	5	11.36 %	Scores	10	22.73 %	Scores	11	25.00 %
bar	0	0.00 %	bar	0	0.00 %	blocked	0	0.00 %
missed	1	10.00 %	on goal	5	18.52 %	bar	1	12.50 %
on goal	4	40.00 %	missed	7	25.93 %	missed	3	37.50 %
blocked	5	50.00 %	blocked	15	55.56 %	on goal	4	50.00 %
Shots	10	3.60 %	Shots	27	9.71 %	Shots	8	2.88 %
Scores	2	4.55 %	Scores	1	2.27 %	Scores	0	0.00 %

bar	8	2.88 %
blocked	67	24.10 %
missed	72	25.90 %
on goal	131	47.12 %
Shots	278	
Scores	44	

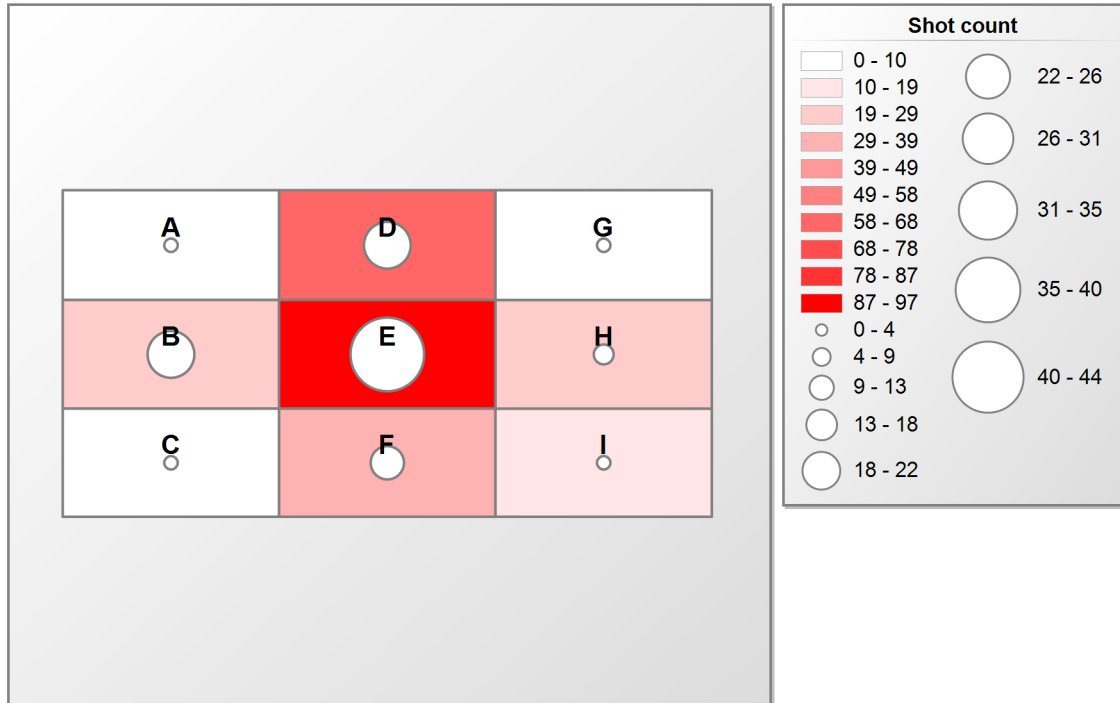
Total on Goal	3	Total on Goal	26	Total on Goal	4
Total Shots	3	Total Shots	29	Total Shots	7
Total Scores	2	Total Scores	11	Total Scores	2
Precision	100.00 %	Precision	89.66 %	Precision	57.14 %
Efficiency	66.67 %	Efficiency	42.31 %	Efficiency	50.00 %
Total on Goal	16	Total on Goal	44	Total on Goal	25
Total Shots	38	Total Shots	97	Total Shots	59
Total Scores	5	Total Scores	10	Total Scores	11
Precision	42.11 %	Precision	45.36 %	Precision	42.37 %
Efficiency	31.25 %	Efficiency	22.73 %	Efficiency	44.00 %
Total on Goal	4	Total on Goal	5	Total on Goal	4
Total Shots	10	Total Shots	27	Total Shots	8
Total Scores	2	Total Scores	1	Total Scores	0
Precision	40.00 %	Precision	18.52 %	Precision	50.00 %
Efficiency	50.00 %	Efficiency	20.00 %	Efficiency	0.00 %

Total on Goal	131
Total Shots	278
Total Scores	44
Precision	47.12 %
Efficiency	33.59 %

Event Statistics



Short distribution and shots on goal



Zone (Fields)	A	B	C	D	E	F	G	H	I	Total
Total	7	29	3	59	97	37	8	27	10	277
on Goal (Circles)	4	26	3	25	44	15	4	5	4	130

Event Statistics

Sweden



	Goals achieved	Goals get	penalty minutes
Team overview	75	6	16

Player	Games	Plus/Minus					Shots				Goals			Bullies			Penalties	
	played	+	-	balance	+ in %	- in %	Total	on Goal	% on Goal	Efficiency (%)	scored	Assists	in %	Total	won	in %	Total (min)	in %
5 Wijk Anna	4	32	1	31	42.67	16.67	27	16	59.26	25.00	4	18	5.33	25	17	68.00	0	0.00
12 Joelsson Sofia	4	23	2	21	30.67	33.33	47	18	38.30	61.11	11	5	14.67	12	7	58.33	2	12.50
26 Wibron Emelie	4	25	3	22	33.33	50.00	66	31	46.97	25.81	8	5	10.67	5	0	0.00	0	0.00
27 Steen Sara	4	24	3	21	32.00	50.00	31	19	61.29	31.58	6	6	8.00	0	0	0.00	0	0.00
14 Tschöp Moa	4	31	1	30	41.33	16.67	41	15	36.59	46.67	7	4	9.33	2	0	0.00	0	0.00
16 Gustafsson Moa	3	17	1	16	22.67	16.67	22	11	50.00	63.64	7	2	9.33	0	0	0.00	4	25.00
11 Hultgren Johanna	4	32	1	31	42.67	16.67	35	13	37.14	53.85	7	2	9.33	1	0	0.00	0	0.00
10 Boberg Stephanie	4	21	3	18	28.00	50.00	44	22	50.00	31.82	7	2	9.33	10	8	80.00	2	12.50
17 Fjellstedt Cornelia	4	19	3	16	25.33	50.00	23	9	39.13	22.22	2	6	2.67	18	17	94.44	0	0.00
33 Delagdo Johansson Amanda	4	20	1	19	26.67	16.67	37	19	51.35	21.05	4	3	5.33	0	0	0.00	0	0.00
8 Rasmussen Ellen	4	13	1	12	17.33	16.67	10	6	60.00	33.33	2	5	2.67	4	3	75.00	0	0.00
21 Granstedt Alice	4	11	1	10	14.67	16.67	28	17	60.71	23.53	4	0	5.33	4	3	75.00	0	0.00
22 Aggestål Myra	4	7	0	7	9.33	0.00	6	3	50.00	66.67	2	1	2.67	16	13	81.25	0	0.00
23 Rydfjäll Iza	4	18	2	16	24.00	33.33	12	8	66.67	25.00	2	1	2.67	0	0	0.00	0	0.00
44 Krantz Isabell	4	24	1	23	32.00	16.67	19	2	10.53	50.00	1	2	1.33	0	0	0.00	4	25.00
24 Sundberg Ida	4	23	1	22	30.67	16.67	8	3	37.50	33.33	1	2	1.33	0	0	0.00	0	0.00
18 Molin Klara	4	19	2	17	25.33	33.33	19	4	21.05	0.00	0	3	0.00	0	0	0.00	2	12.50
20 Carlsson Lisa	4	8	1	7	10.67	16.67	13	6	46.15	0.00	0	2	0.00	0	0	0.00	2	12.50
							488	222	45.49	33.78				97	68	70.10	16	

Event Statistics



Sweden

bar	0	0.00 %	bar	0	0.00 %	bar	1	14.29 %
blocked	1	16.67 %	blocked	3	4.92 %	blocked	1	14.29 %
missed	2	33.33 %	missed	11	18.03 %	missed	1	14.29 %
on goal	3	50.00 %	on goal	47	77.05 %	on goal	4	57.14 %
Shots	6	1.23 %	Shots	61	12.50 %	Shots	7	1.43 %
Scores	2	2.70 %	Scores	18	24.32 %	Scores	0	0.00 %

bar	4	3.64 %	bar	1	0.74 %	bar	0	0.00 %
missed	24	21.82 %	missed	33	24.44 %	blocked	25	25.00 %
on goal	37	33.64 %	blocked	41	30.37 %	missed	29	29.00 %
blocked	45	40.91 %	on goal	60	44.44 %	on goal	46	46.00 %
Shots	110	22.54 %	Shots	135	27.66 %	Shots	100	20.49 %
Scores	15	20.27 %	Scores	27	36.49 %	Scores	8	10.81 %

bar	0	0.00 %	bar	1	1.89 %	bar	0	0.00 %
on goal	0	0.00 %	missed	8	15.09 %	missed	1	12.50 %
missed	1	12.50 %	blocked	22	41.51 %	on goal	3	37.50 %
blocked	7	87.50 %	on goal	22	41.51 %	blocked	4	50.00 %
Shots	8	1.64 %	Shots	53	10.86 %	Shots	8	1.64 %
Scores	0	0.00 %	Scores	3	4.05 %	Scores	1	1.35 %

bar	7	1.43 %
missed	110	22.54 %
blocked	149	30.53 %
on goal	222	45.49 %
Shots	488	
Scores	74	

Total on Goal	3	Total on Goal	47	Total on Goal	4
Total Shots	6	Total Shots	61	Total Shots	7
Total Scores	2	Total Scores	18	Total Scores	0
Precision	50.00 %	Precision	77.05 %	Precision	57.14 %
Efficiency	66.67 %	Efficiency	38.30 %	Efficiency	0.00 %

Total on Goal	37	Total on Goal	60	Total on Goal	46
Total Shots	110	Total Shots	135	Total Shots	100
Total Scores	15	Total Scores	27	Total Scores	8
Precision	33.64 %	Precision	44.44 %	Precision	46.00 %
Efficiency	40.54 %	Efficiency	45.00 %	Efficiency	17.39 %

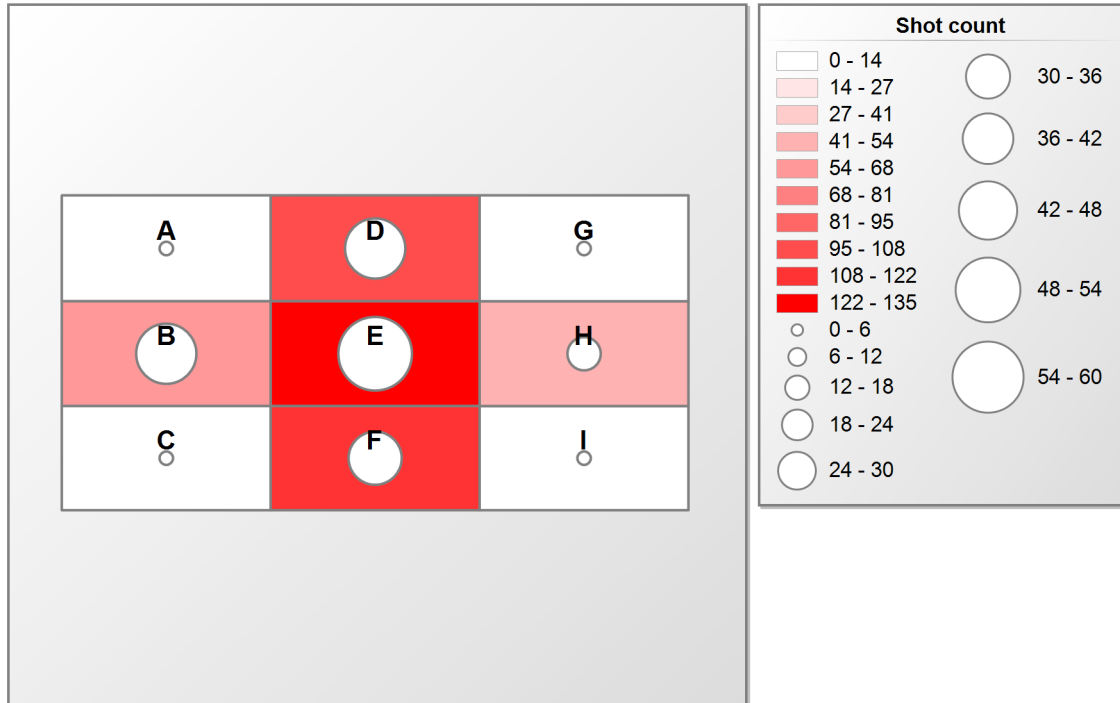
Total on Goal	0	Total on Goal	22	Total on Goal	3
Total Shots	8	Total Shots	53	Total Shots	8
Total Scores	0	Total Scores	3	Total Scores	1
Precision	0.00 %	Precision	41.51 %	Precision	37.50 %
Efficiency	NaN	Efficiency	13.64 %	Efficiency	33.33 %

Total on Goal	222
Total Shots	488
Total Scores	74
Precision	45.49 %
Efficiency	33.33 %

Event Statistics



Short distribution and shots on goal



Zone (Fields)	A	B	C	D	E	F	G	H	I	Total
Total	7	61	6	100	135	110	8	53	8	488
on Goal (Circles)	4	47	3	46	60	37	3	22	0	222

Event Statistics

Czech Republic



	Goals achieved	Goals get	penalty minutes
Team overview	46	19	6

Player	Games	Plus/Minus					Shots				Goals			Bullies			Penalties	
	played	+	-	balance	+ in %	- in %	Total	on Goal	% on Goal	Efficiency (%)	scored	Assists	in %	Total	won	in %	Total (min)	in %
24 Ratajová Denisa	4	21	5	16	45.65	26.32	51	25	49.02	24.00	6	8	13.04	3	0	0.00	2	33.33
15 Martináková Natálie	4	14	8	6	30.43	42.11	16	6	37.50	50.00	3	8	6.52	17	10	58.82	2	33.33
16 Urbánková Tereza	4	17	5	12	36.96	26.32	33	15	45.45	33.33	5	4	10.87	0	0	0.00	0	0.00
13 Mlejnkova Michaela	4	13	5	8	28.26	26.32	19	11	57.89	63.64	7	1	15.22	0	0	0.00	0	0.00
21 Řepková Martina	4	14	6	8	30.43	31.58	30	13	43.33	46.15	6	2	13.04	0	0	0.00	0	0.00
5 Krupnová Eliška	4	16	5	11	34.78	26.32	29	13	44.83	30.77	4	3	8.70	35	23	65.71	0	0.00
27 Kapcová Nela	4	12	4	8	26.09	21.05	10	6	60.00	83.33	5	1	10.87	0	0	0.00	0	0.00
23 Bočanová Adéla	4	10	6	4	21.74	31.58	14	5	35.71	20.00	1	5	2.17	4	0	0.00	2	33.33
18 Plášková Magdaléna	4	12	5	7	26.09	26.32	20	6	30.00	50.00	3	2	6.52	18	11	61.11	0	0.00
9 Jiráková Nela	4	17	6	11	36.96	31.58	40	20	50.00	10.00	2	2	4.35	0	0	0.00	0	0.00
7 Hanzlíková Tereza	4	6	5	1	13.04	26.32	3	3	100.00	33.33	1	2	2.17	0	0	0.00	0	0.00
12 Koníčková Hana	4	18	6	12	39.13	31.58	12	2	16.67	0.00	0	3	0.00	1	1	100.00	0	0.00
22 Šupáková Ivana	4	8	6	2	17.39	31.58	14	2	14.29	50.00	1	1	2.17	1	1	100.00	0	0.00
10 Beránková Vendula	4	14	5	9	30.43	26.32	16	4	25.00	25.00	1	1	2.17	0	0	0.00	0	0.00
4 Kubečková Michaela	3	5	1	4	10.87	5.26	6	1	16.67	0.00	0	2	0.00	2	1	50.00	0	0.00
20 Paloncyová Kamila	4	18	5	13	39.13	26.32	23	5	21.74	20.00	1	0	2.17	1	1	100.00	0	0.00
14 Frantíková Daniela	4	2	5	-3	4.35	26.32	2	0	0.00	0.00	0	0	0.00	0	0	0.00	0	0.00
17 Tožičková Gabriela	3	0	0	0	0.00	0.00	0	0	0.00	0.00	0	0	0.00	0	0	0.00	0	0.00
19 Enenkelová Veronika	1	0	0	0	0.00	0.00	0	0	0.00	0.00	0	0	0.00	0	0	0.00	0	0.00
25 Kotzurová Denisa	4	8	3	5	17.39	15.79	10	3	30.00	0.00	0	0	0.00	2	0	0.00	0	0.00
							348	140	40.23	32.86				84	48	57.14	6	

Event Statistics



Czech Republic

bar	0	0.00 %	bar	0	0.00 %	bar	0	0.00 %
blocked	0	0.00 %	missed	5	17.24 %	blocked	0	0.00 %
missed	3	50.00 %	blocked	7	24.14 %	missed	0	0.00 %
on goal	3	50.00 %	on goal	17	58.62 %	on goal	3	100.00 %
Shots	6	1.72 %	Shots	29	8.31 %	Shots	3	0.86 %
Scores	1	2.13 %	Scores	7	14.89 %	Scores	1	2.13 %

bar	1	1.47 %	bar	2	1.98 %	bar	1	1.89 %
blocked	17	25.00 %	missed	19	18.81 %	blocked	17	32.08 %
missed	25	36.76 %	blocked	26	25.74 %	missed	17	32.08 %
on goal	25	36.76 %	on goal	54	53.47 %	on goal	18	33.96 %
Shots	68	19.48 %	Shots	101	28.94 %	Shots	53	15.19 %
Scores	8	17.02 %	Scores	22	46.81 %	Scores	5	10.64 %

missed	0	0.00 %	bar	0	0.00 %	bar	0	0.00 %
bar	1	5.56 %	missed	7	13.46 %	on goal	4	21.05 %
on goal	6	33.33 %	on goal	10	19.23 %	missed	5	26.32 %
blocked	11	61.11 %	blocked	35	67.31 %	blocked	10	52.63 %
Shots	18	5.16 %	Shots	52	14.90 %	Shots	19	5.44 %
Scores	0	0.00 %	Scores	3	6.38 %	Scores	0	0.00 %

bar	5	1.43 %
missed	81	23.21 %
blocked	123	35.24 %
on goal	140	40.11 %
Shots	349	
Scores	47	

Total on Goal	3	Total on Goal	17	Total on Goal	3
Total Shots	6	Total Shots	29	Total Shots	3
Total Scores	1	Total Scores	7	Total Scores	1
Precision	50.00 %	Precision	58.62 %	Precision	100.00 %
Efficiency	33.33 %	Efficiency	41.18 %	Efficiency	33.33 %

Total on Goal	25	Total on Goal	54	Total on Goal	18
Total Shots	68	Total Shots	101	Total Shots	53
Total Scores	8	Total Scores	22	Total Scores	5
Precision	36.76 %	Precision	53.47 %	Precision	33.96 %
Efficiency	32.00 %	Efficiency	40.74 %	Efficiency	27.78 %

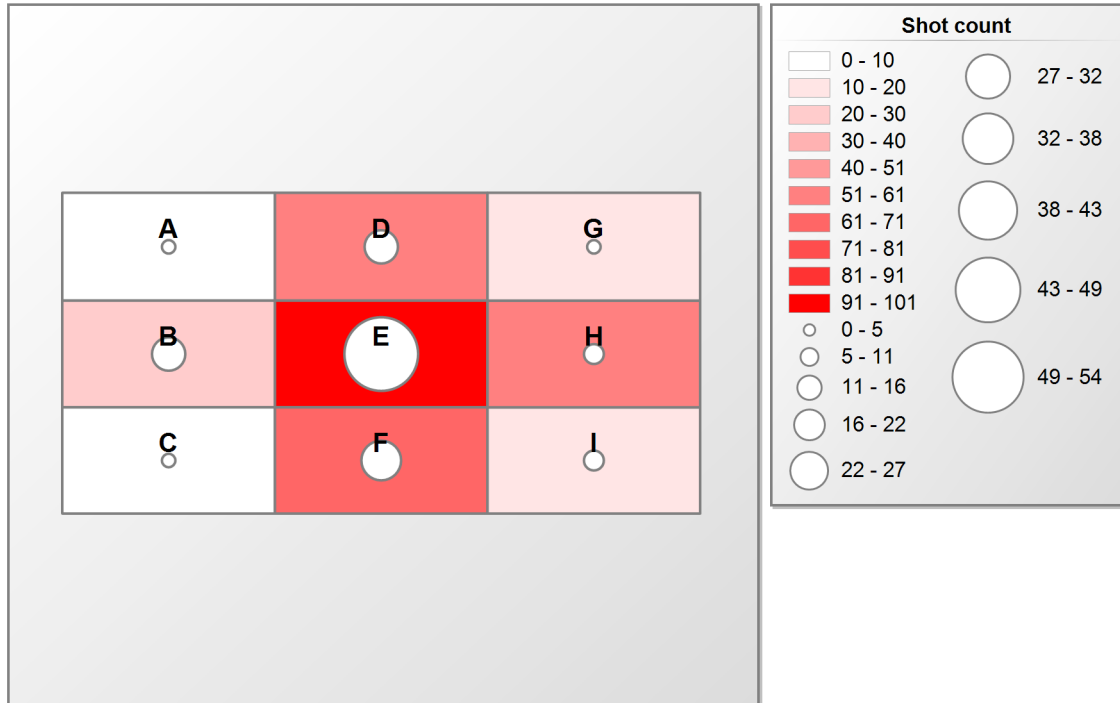
Total on Goal	6	Total on Goal	10	Total on Goal	4
Total Shots	18	Total Shots	52	Total Shots	19
Total Scores	0	Total Scores	3	Total Scores	0
Precision	33.33 %	Precision	19.23 %	Precision	21.05 %
Efficiency	0.00 %	Efficiency	30.00 %	Efficiency	0.00 %

Total on Goal	140
Total Shots	349
Total Scores	47
Precision	40.11 %
Efficiency	33.57 %

Event Statistics



Short distribution and shots on goal



Zone (Fields)	A	B	C	D	E	F	G	H	I	Total
Total	3	29	6	52	101	68	19	52	18	348
on Goal (Circles)	3	17	3	18	54	25	4	10	6	140

Event Statistics

Switzerland



	Goals achieved	Goals get	penalty minutes
Team overview	40	9	6

Player	Games	Plus/Minus					Shots				Goals			Bullies			Penalties	
	played	+	-	balance	+ in %	- in %	Total	on Goal	% on Goal	Efficiency (%)	scored	Assists	in %	Total	won	in %	Total (min)	in %
21 Rüttimann Corin	4	23	4	19	57.50	44.44	49	25	51.02	28.00	7	2	17.50	23	19	82.61	0	0.00
9 Suter Julia	4	21	5	16	52.50	55.56	14	8	57.14	37.50	3	6	7.50	1	0	0.00	0	0.00
6 Wiki Michelle	4	14	2	12	35.00	22.22	37	21	56.76	28.57	6	2	15.00	1	1	100.00	0	0.00
24 Marti Flurina	4	22	4	18	55.00	44.44	15	7	46.67	42.86	3	5	7.50	0	0	0.00	0	0.00
17 Gerig Isabelle	4	17	4	13	42.50	44.44	20	9	45.00	33.33	3	4	7.50	0	0	0.00	0	0.00
5 Gämperli Andrea	4	9	2	7	22.50	22.22	22	10	45.45	20.00	2	4	5.00	21	16	76.19	0	0.00
22 Ulber Seraina	4	7	2	5	17.50	22.22	18	6	33.33	16.67	1	4	2.50	8	4	50.00	0	0.00
61 Zwinggi Katrin	4	10	1	9	25.00	11.11	25	6	24.00	33.33	2	2	5.00	1	1	100.00	0	0.00
15 Reinhard Nadia	4	18	1	17	45.00	11.11	13	7	53.85	28.57	2	2	5.00	0	0	0.00	0	0.00
18 Scheidegger Margrit	4	8	1	7	20.00	11.11	29	14	48.28	14.29	2	2	5.00	0	0	0.00	0	0.00
8 Mischler Brigitte	4	10	3	7	25.00	33.33	11	4	36.36	50.00	2	1	5.00	1	1	100.00	2	33.33
26 Spichiger Nathalie	4	4	2	2	10.00	22.22	7	2	28.57	50.00	1	2	2.50	0	0	0.00	0	0.00
4 Hintermann Mirjam	4	6	1	5	15.00	11.11	5	4	80.00	50.00	2	0	5.00	0	0	0.00	0	0.00
32 Liechti Lisa	4	9	4	5	22.50	44.44	8	2	25.00	50.00	1	1	2.50	0	0	0.00	2	33.33
12 Stella Tanja	4	7	4	3	17.50	44.44	7	2	28.57	50.00	1	0	2.50	0	0	0.00	2	33.33
96 Gredig Chiara	4	6	2	4	15.00	22.22	10	5	50.00	20.00	1	0	2.50	0	0	0.00	0	0.00
88 Rossier Géraldine	4	1	2	-1	2.50	22.22	16	6	37.50	16.67	1	0	2.50	8	4	50.00	0	0.00
20 Frick Alexandra	4	3	1	2	7.50	11.11	6	0	0.00	0.00	0	0	0.00	0	0	0.00	0	0.00
							312	138	44.23	28.99				64	46	71.88	6	

Event Statistics



Switzerland

bar	0	0.00 %	bar	1	2.38 %	bar	0	0.00 %
missed	0	0.00 %	missed	3	7.14 %	blocked	0	0.00 %
blocked	1	50.00 %	blocked	5	11.90 %	missed	0	0.00 %
on goal	1	50.00 %	on goal	33	78.57 %	on goal	3	100.00 %
Shots	2	0.64 %	Shots	42	13.46 %	Shots	3	0.96 %
Scores	1	2.50 %	Scores	15	37.50 %	Scores	0	0.00 %

bar	2	5.00 %	bar	5	4.17 %	bar	1	1.54 %
blocked	12	30.00 %	missed	29	24.17 %	missed	13	20.00 %
missed	12	30.00 %	blocked	38	31.67 %	blocked	25	38.46 %
on goal	14	35.00 %	on goal	48	40.00 %	on goal	26	40.00 %
Shots	40	12.82 %	Shots	120	38.46 %	Shots	65	20.83 %
Scores	3	7.50 %	Scores	11	27.50 %	Scores	6	15.00 %

bar	0	0.00 %	bar	0	0.00 %	bar	0	0.00 %
missed	0	0.00 %	blocked	8	30.77 %	blocked	2	33.33 %
on goal	2	25.00 %	missed	9	34.62 %	missed	2	33.33 %
blocked	6	75.00 %	on goal	9	34.62 %	on goal	2	33.33 %
Shots	8	2.56 %	Shots	26	8.33 %	Shots	6	1.92 %
Scores	2	5.00 %	Scores	2	5.00 %	Scores	0	0.00 %

bar	9	2.88 %
missed	68	21.79 %
blocked	97	31.09 %
on goal	138	44.23 %
Shots	312	
Scores	40	

Total on Goal	1	Total on Goal	33	Total on Goal	3
Total Shots	2	Total Shots	42	Total Shots	3
Total Scores	1	Total Scores	15	Total Scores	0
Precision	50.00 %	Precision	78.57 %	Precision	100.00 %
Efficiency	100.00 %	Efficiency	45.45 %	Efficiency	0.00 %

Total on Goal	14	Total on Goal	48	Total on Goal	26
Total Shots	40	Total Shots	120	Total Shots	65
Total Scores	3	Total Scores	11	Total Scores	6
Precision	35.00 %	Precision	40.00 %	Precision	40.00 %
Efficiency	21.43 %	Efficiency	22.92 %	Efficiency	23.08 %

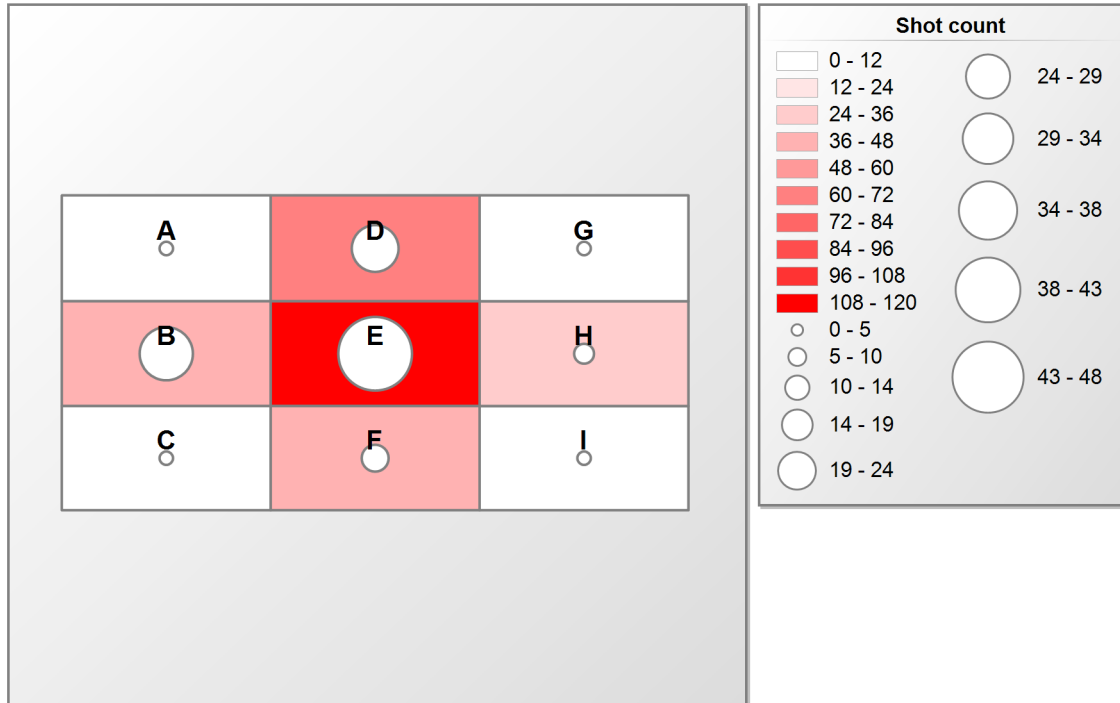
Total on Goal	2	Total on Goal	9	Total on Goal	2
Total Shots	8	Total Shots	26	Total Shots	6
Total Scores	2	Total Scores	2	Total Scores	0
Precision	25.00 %	Precision	34.62 %	Precision	33.33 %
Efficiency	100.00 %	Efficiency	22.22 %	Efficiency	0.00 %

Total on Goal	138
Total Shots	312
Total Scores	40
Precision	44.23 %
Efficiency	28.99 %

Event Statistics



Short distribution and shots on goal



Zone (Fields)	A	B	C	D	E	F	G	H	I	Total
Total	3	42	2	65	120	40	6	26	8	312
on Goal (Circles)	3	33	1	26	48	14	2	9	2	138

Event Statistics

Denmark



	Goals achieved	Goals get	penalty minutes
Team overview	31	21	16

Player	Games	Plus/Minus					Shots				Goals			Bullies			Penalties	
	played	+	-	balance	+ in %	- in %	Total	on Goal	% on Goal	Efficiency (%)	scored	Assists	in %	Total	won	in %	Total (min)	in %
23 Di Nardo Cecilia	6	19	13	6	61.29	61.90	38	15	39.47	60.00	9	4	29.03	40	25	62.50	0	0.00
5 Fjorder Klara	6	11	4	7	35.48	19.05	35	12	34.29	50.00	6	0	19.35	2	1	50.00	0	0.00
2 Christensen Matilde	6	17	10	7	54.84	47.62	60	20	33.33	25.00	5	0	16.13	7	4	57.14	0	0.00
26 Sørensen Kristine Møller	6	11	9	2	35.48	42.86	17	7	41.18	0.00	0	5	0.00	21	9	42.86	2	12.50
12 Voldby Lina	6	8	3	5	25.81	14.29	8	5	62.50	80.00	4	0	12.90	1	0	0.00	2	12.50
10 Vistisen Emma	6	15	8	7	48.39	38.10	16	7	43.75	14.29	1	3	3.23	0	0	0.00	0	0.00
7 Damm Jasmin	6	9	9	0	29.03	42.86	40	16	40.00	6.25	1	3	3.23	0	0	0.00	0	0.00
18 Grønbech Helle	6	16	9	7	51.61	42.86	15	9	60.00	0.00	0	4	0.00	0	0	0.00	2	12.50
33 Olausson Maria	6	4	9	-5	12.90	42.86	10	5	50.00	40.00	2	1	6.45	2	0	0.00	2	12.50
6 Andersen Katrine Kamman	6	12	7	5	38.71	33.33	10	5	50.00	20.00	1	2	3.23	0	0	0.00	4	25.00
27 Mørup Tanja	6	7	3	4	22.58	14.29	10	4	40.00	0.00	0	3	0.00	1	1	100.00	0	0.00
13 Mørch Martina	6	6	3	3	19.35	14.29	5	3	60.00	0.00	0	2	0.00	0	0	0.00	4	25.00
4 Wohler Victoria	6	3	1	2	9.68	4.76	3	3	100.00	33.33	1	0	3.23	1	0	0.00	0	0.00
20 Jørgensen Simone	5	4	0	4	12.90	0.00	8	3	37.50	33.33	1	0	3.23	0	0	0.00	0	0.00
8 Sørensen Nanna Møller	6	4	8	-4	12.90	38.10	10	3	30.00	0.00	0	1	0.00	4	4	100.00	0	0.00
11 Larsen Ditte Søndermølle	6	1	0	1	3.23	0.00	0	0	0.00	0.00	0	1	0.00	0	0	0.00	0	0.00
14 Torp Malene	6	1	0	1	3.23	0.00	5	1	20.00	0.00	0	1	0.00	0	0	0.00	0	0.00
24 Knudsen Eva	6	7	9	-2	22.58	42.86	5	2	40.00	0.00	0	0	0.00	1	1	100.00	0	0.00
							295	120	40.68	25.83				80	45	56.25	16	

Event Statistics



Denmark

bar	0	0.00 %	bar	1	3.85 %	bar	0	0.00 %
blocked	0	0.00 %	blocked	3	11.54 %	blocked	1	20.00 %
on goal	1	33.33 %	missed	7	26.92 %	missed	2	40.00 %
missed	2	66.67 %	on goal	15	57.69 %	on goal	2	40.00 %
Shots	3	1.02 %	Shots	26	8.81 %	Shots	5	1.69 %
Scores	0	0.00 %	Scores	1	3.23 %	Scores	0	0.00 %

bar	2	3.39 %	bar	1	1.09 %	bar	1	1.82 %
blocked	16	27.12 %	missed	21	22.83 %	missed	12	21.82 %
on goal	20	33.90 %	blocked	25	27.17 %	on goal	18	32.73 %
missed	21	35.59 %	on goal	45	48.91 %	blocked	24	43.64 %
Shots	59	20.00 %	Shots	92	31.19 %	Shots	55	18.64 %
Scores	7	22.58 %	Scores	15	48.39 %	Scores	5	16.13 %

bar	0	0.00 %	bar	1	3.85 %	bar	0	0.00 %
missed	2	13.33 %	blocked	6	23.08 %	on goal	3	21.43 %
blocked	6	40.00 %	on goal	9	34.62 %	missed	5	35.71 %
on goal	7	46.67 %	missed	10	38.46 %	blocked	6	42.86 %
Shots	15	5.08 %	Shots	26	8.81 %	Shots	14	4.75 %
Scores	1	3.23 %	Scores	2	6.45 %	Scores	0	0.00 %

bar	6	2.03 %
missed	82	27.80 %
blocked	87	29.49 %
on goal	120	40.68 %
Shots	295	
Scores	31	

Total on Goal	1	Total on Goal	15	Total on Goal	2
Total Shots	3	Total Shots	26	Total Shots	5
Total Scores	0	Total Scores	1	Total Scores	0
Precision	33.33 %	Precision	57.69 %	Precision	40.00 %
Efficiency	0.00 %	Efficiency	6.67 %	Efficiency	0.00 %

Total on Goal	20	Total on Goal	45	Total on Goal	18
Total Shots	59	Total Shots	92	Total Shots	55
Total Scores	7	Total Scores	15	Total Scores	5
Precision	33.90 %	Precision	48.91 %	Precision	32.73 %
Efficiency	35.00 %	Efficiency	33.33 %	Efficiency	27.78 %

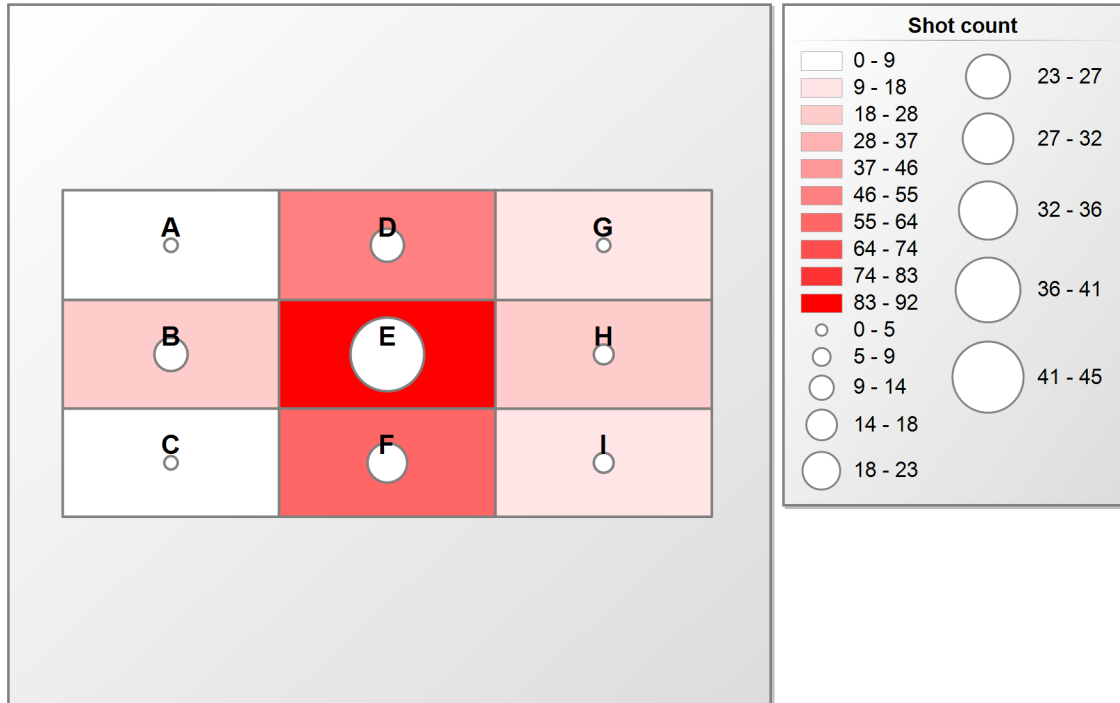
Total on Goal	7	Total on Goal	9	Total on Goal	3
Total Shots	15	Total Shots	26	Total Shots	14
Total Scores	1	Total Scores	2	Total Scores	0
Precision	46.67 %	Precision	34.62 %	Precision	21.43 %
Efficiency	14.29 %	Efficiency	22.22 %	Efficiency	0.00 %

Total on Goal	120
Total Shots	295
Total Scores	31
Precision	40.68 %
Efficiency	25.83 %

Event Statistics



Short distribution and shots on goal



Zone (Fields)	A	B	C	D	E	F	G	H	I	Total
Total	5	26	3	55	92	59	14	26	15	295
on Goal (Circles)	2	15	1	18	45	20	3	9	7	120

Event Statistics


Norway



	Goals achieved	Goals get	penalty minutes
Team overview	28	19	24

Player	Games	Plus/Minus					Shots				Goals			Bullies			Penalties	
	played	+	-	balance	+ in %	- in %	Total	on Goal	% on Goal	Efficiency (%)	scored	Assists	in %	Total	won	in %	Total (min)	in %
2 Hansen Rikke I.	6	19	8	11	67.86	42.11	49	29	59.18	24.14	7	9	25.00	8	3	37.50	0	0.00
25 Kristiansen Sofie	6	16	8	8	57.14	42.11	25	9	36.00	55.56	5	1	17.86	17	15	88.24	2	8.33
21 Lunde Emma	6	14	4	10	50.00	21.05	25	9	36.00	11.11	1	4	3.57	17	13	76.47	0	0.00
19 Gundersen Marie	6	6	4	2	21.43	21.05	21	7	33.33	42.86	3	1	10.71	3	2	66.67	0	0.00
5 Simonsen Martine	6	4	4	0	14.29	21.05	21	8	38.10	12.50	1	2	3.57	0	0	0.00	2	8.33
11 Holm Hildegun	6	8	4	4	28.57	21.05	18	12	66.67	8.33	1	2	3.57	0	0	0.00	0	0.00
28 Rød Heidi	6	1	2	-1	3.57	10.53	9	4	44.44	50.00	2	0	7.14	0	0	0.00	2	8.33
24 Craig Sandra	6	9	6	3	32.14	31.58	16	5	31.25	40.00	2	0	7.14	0	0	0.00	2	8.33
20 Dagestad Eline	6	13	4	9	46.43	21.05	28	12	42.86	16.67	2	0	7.14	0	0	0.00	4	16.67
7 Hall Martina	6	7	6	1	25.00	31.58	15	2	13.33	50.00	1	1	3.57	1	0	0.00	2	8.33
10 Wolf Marie	6	7	10	-3	25.00	52.63	14	6	42.86	16.67	1	1	3.57	0	0	0.00	2	8.33
8 Benkø Lene	6	7	6	1	25.00	31.58	23	7	30.43	14.29	1	1	3.57	1	0	0.00	2	8.33
4 Eriksen Kine Hedlund	6	3	7	-4	10.71	36.84	34	18	52.94	0.00	0	1	0.00	19	15	78.95	2	8.33
14 Winther Hanne	6	7	5	2	25.00	26.32	7	2	28.57	0.00	0	1	0.00	0	0	0.00	2	8.33
3 Gillberg Lena	1	0	0	0	0.00	0.00	0	0	0.00	0.00	0	0	0.00	0	0	0.00	0	0.00
9 Gidske Julie	2	0	0	0	0.00	0.00	1	0	0.00	0.00	0	0	0.00	0	0	0.00	0	0.00
12 Blekkan Kamilla	6	0	0	0	0.00	0.00	1	1	100.00	0.00	0	0	0.00	0	0	0.00	0	0.00
15 Bakka Julianne Tempelen	6	5	7	-2	17.86	36.84	5	2	40.00	0.00	0	0	0.00	0	0	0.00	2	8.33
17 Kristiansen Mari	6	0	0	0	0.00	0.00	1	0	0.00	0.00	0	0	0.00	4	0	0.00	0	0.00
18 Berg Anette M.	6	14	10	4	50.00	52.63	25	9	36.00	0.00	0	0	0.00	1	1	100.00	0	0.00
							338	142	42.01	19.01				71	49	69.01	24	

Event Statistics



Norway

blocked	0	0.00 %	bar	2	8.33 %	bar	0	0.00 %
missed	0	0.00 %	missed	2	8.33 %	blocked	1	16.67 %
on goal	0	0.00 %	blocked	3	12.50 %	on goal	1	16.67 %
bar	1	100.00 %	on goal	17	70.83 %	missed	4	66.67 %
Shots	1	0.29 %	Shots	24	7.08 %	Shots	6	1.77 %
Scores	0	0.00 %	Scores	4	14.29 %	Scores	0	0.00 %

bar	1	1.35 %	bar	0	0.00 %	bar	2	3.51 %
blocked	15	20.27 %	blocked	29	27.10 %	on goal	14	24.56 %
missed	23	31.08 %	missed	31	28.97 %	missed	18	31.58 %
on goal	35	47.30 %	on goal	47	43.93 %	blocked	23	40.35 %
Shots	74	21.83 %	Shots	107	31.56 %	Shots	57	16.81 %
Scores	6	21.43 %	Scores	13	46.43 %	Scores	3	10.71 %

bar	0	0.00 %	bar	0	0.00 %	bar	0	0.00 %
blocked	4	28.57 %	missed	7	18.92 %	missed	5	26.32 %
missed	5	35.71 %	blocked	14	37.84 %	blocked	6	31.58 %
on goal	5	35.71 %	on goal	16	43.24 %	on goal	8	42.11 %
Shots	14	4.13 %	Shots	37	10.91 %	Shots	19	5.60 %
Scores	1	3.57 %	Scores	1	3.57 %	Scores	0	0.00 %

bar	6	1.77 %
blocked	95	28.02 %
missed	95	28.02 %
on goal	143	42.18 %
Shots	339	
Scores	28	

Total on Goal	0	Total on Goal	17	Total on Goal	1
Total Shots	1	Total Shots	24	Total Shots	6
Total Scores	0	Total Scores	4	Total Scores	0
Precision	0.00 %	Precision	70.83 %	Precision	16.67 %
Efficiency	NaN	Efficiency	23.53 %	Efficiency	0.00 %

Total on Goal	35	Total on Goal	47	Total on Goal	14
Total Shots	74	Total Shots	107	Total Shots	57
Total Scores	6	Total Scores	13	Total Scores	3
Precision	47.30 %	Precision	43.93 %	Precision	24.56 %
Efficiency	17.14 %	Efficiency	27.66 %	Efficiency	21.43 %

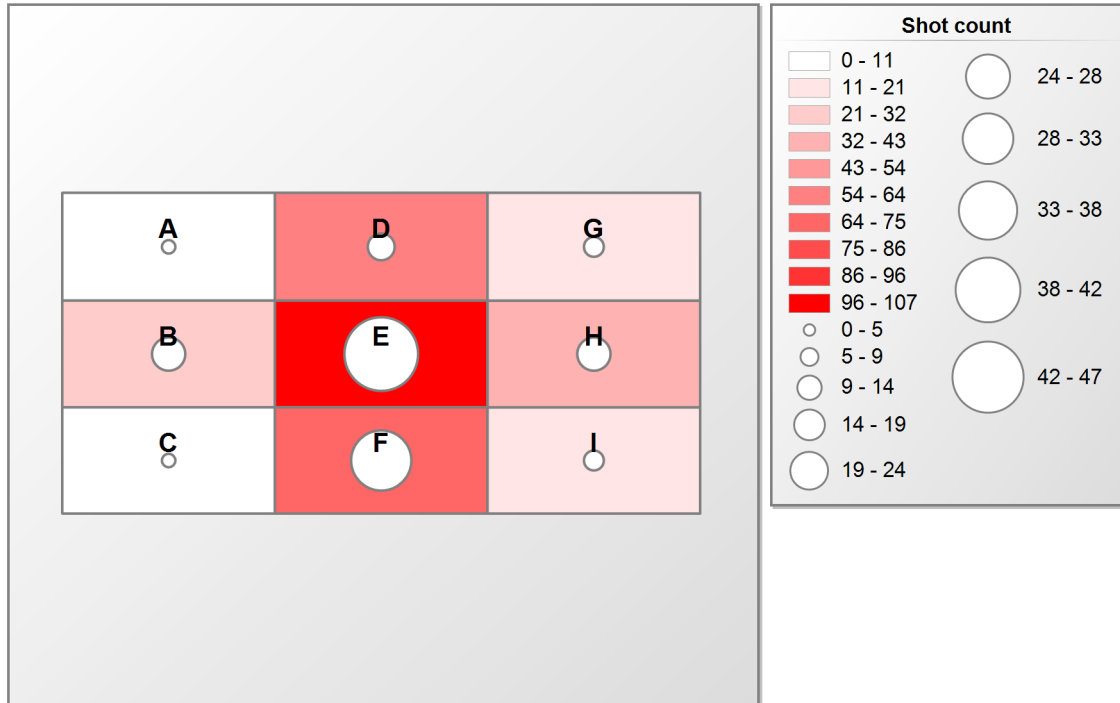
Total on Goal	5	Total on Goal	16	Total on Goal	8
Total Shots	14	Total Shots	37	Total Shots	19
Total Scores	1	Total Scores	1	Total Scores	0
Precision	35.71 %	Precision	43.24 %	Precision	42.11 %
Efficiency	20.00 %	Efficiency	6.25 %	Efficiency	0.00 %

Total on Goal	143
Total Shots	339
Total Scores	28
Precision	42.18 %
Efficiency	19.58 %

Event Statistics



Short distribution and shots on goal



Zone (Fields)	A	B	C	D	E	F	G	H	I	Total
Total	6	23	1	57	107	74	19	37	14	338
on Goal (Circles)	1	16	0	14	47	35	8	16	5	142

Event Statistics

Estonia



	Goals achieved	Goals get	penalty minutes
Team overview	20	26	8

Player	Games	Plus/Minus					Shots				Goals			Bullies			Penalties	
	played	+	-	balance	+ in %	- in %	Total	on Goal	% on Goal	Efficiency (%)	scored	Assists	in %	Total	won	in %	Total (min)	in %
22 Kütisaar Kati	5	10	8	2	50.00	30.77	60	20	33.33	30.00	6	2	30.00	30	17	56.67	0	0.00
6 Rickberg Kristi	5	7	3	4	35.00	11.54	2	2	100.00	50.00	1	3	5.00	0	0	0.00	0	0.00
7 Pärnik Edith	5	10	14	-4	50.00	53.85	41	18	43.90	16.67	3	0	15.00	2	1	50.00	0	0.00
21 Luih Liina	5	7	10	-3	35.00	38.46	22	3	13.64	66.67	2	1	10.00	1	0	0.00	0	0.00
76 Kopel Kristel	5	9	8	1	45.00	30.77	17	4	23.53	50.00	2	1	10.00	1	1	100.00	2	25.00
16 Väärt Reti	5	9	14	-5	45.00	53.85	15	7	46.67	14.29	1	2	5.00	7	5	71.43	0	0.00
11 Süvari Merli	5	4	10	-6	20.00	38.46	27	9	33.33	11.11	1	2	5.00	6	1	16.67	0	0.00
15 Klavan Diana	5	6	10	-4	30.00	38.46	26	11	42.31	18.18	2	0	10.00	6	4	66.67	0	0.00
4 Loid Kati	5	7	9	-2	35.00	34.62	18	5	27.78	0.00	0	2	0.00	1	0	0.00	0	0.00
19 Terasmaa Meelike	5	4	4	0	20.00	15.38	8	2	25.00	0.00	0	2	0.00	0	0	0.00	0	0.00
27 Ojala Helen	5	9	8	1	45.00	30.77	17	9	52.94	11.11	1	0	5.00	10	4	40.00	4	50.00
9 Kivirand Katrin	5	0	4	-4	0.00	15.38	8	2	25.00	0.00	0	1	0.00	1	0	0.00	2	25.00
5 Voog Darja	5	3	5	-2	15.00	19.23	5	0	0.00	0.00	0	0	0.00	0	0	0.00	0	0.00
17 Alanko Nelli	5	3	10	-7	15.00	38.46	27	11	40.74	0.00	0	0	0.00	1	1	100.00	0	0.00
26 Puidak Piret	5	3	2	1	15.00	7.69	2	0	0.00	0.00	0	0	0.00	0	0	0.00	0	0.00
51 Klavan Jane	5	2	4	-2	10.00	15.38	8	6	75.00	0.00	0	0	0.00	0	0	0.00	0	0.00
74 Siling Johanna	3	7	6	1	35.00	23.08	12	2	16.67	0.00	0	0	0.00	0	0	0.00	0	0.00
93 Arro Pille	5	0	3	-3	0.00	11.54	6	1	16.67	0.00	0	0	0.00	0	0	0.00	0	0.00
							321	112	34.89	16.96				66	34	51.52	8	

Event Statistics



Estonia

bar	0	0.00 %	bar	2	11.11 %	bar	0	0.00 %
blocked	0	0.00 %	blocked	3	16.67 %	blocked	0	0.00 %
on goal	0	0.00 %	missed	4	22.22 %	missed	0	0.00 %
missed	1	100.00 %	on goal	9	50.00 %	on goal	2	100.00 %
Shots	1	0.31 %	Shots	18	5.61 %	Shots	2	0.62 %
Scores	0	0.00 %	Scores	2	10.53 %	Scores	1	5.26 %

bar	1	2.78 %	bar	1	1.10 %	bar	2	3.33 %
missed	6	16.67 %	missed	21	23.08 %	missed	19	31.67 %
blocked	12	33.33 %	on goal	34	37.36 %	on goal	19	31.67 %
on goal	17	47.22 %	blocked	35	38.46 %	blocked	20	33.33 %
Shots	36	11.21 %	Shots	91	28.35 %	Shots	60	18.69 %
Scores	4	21.05 %	Scores	5	26.32 %	Scores	2	10.53 %

bar	1	5.56 %	bar	1	1.61 %	bar	0	0.00 %
missed	2	11.11 %	missed	18	29.03 %	on goal	7	21.21 %
on goal	5	27.78 %	on goal	19	30.65 %	missed	10	30.30 %
blocked	10	55.56 %	blocked	24	38.71 %	blocked	16	48.48 %
Shots	18	5.61 %	Shots	62	19.31 %	Shots	33	10.28 %
Scores	0	0.00 %	Scores	2	10.53 %	Scores	3	15.79 %

bar	8	2.49 %
missed	81	25.23 %
on goal	112	34.89 %
blocked	120	37.38 %
Shots	321	
Scores	19	

Total on Goal	0	Total on Goal	9	Total on Goal	2
Total Shots	1	Total Shots	18	Total Shots	2
Total Scores	0	Total Scores	2	Total Scores	1
Precision	0.00 %	Precision	50.00 %	Precision	100.00 %
Efficiency	NaN	Efficiency	22.22 %	Efficiency	50.00 %

Total on Goal	17	Total on Goal	34	Total on Goal	19
Total Shots	36	Total Shots	91	Total Shots	60
Total Scores	4	Total Scores	5	Total Scores	2
Precision	47.22 %	Precision	37.36 %	Precision	31.67 %
Efficiency	23.53 %	Efficiency	14.71 %	Efficiency	10.53 %

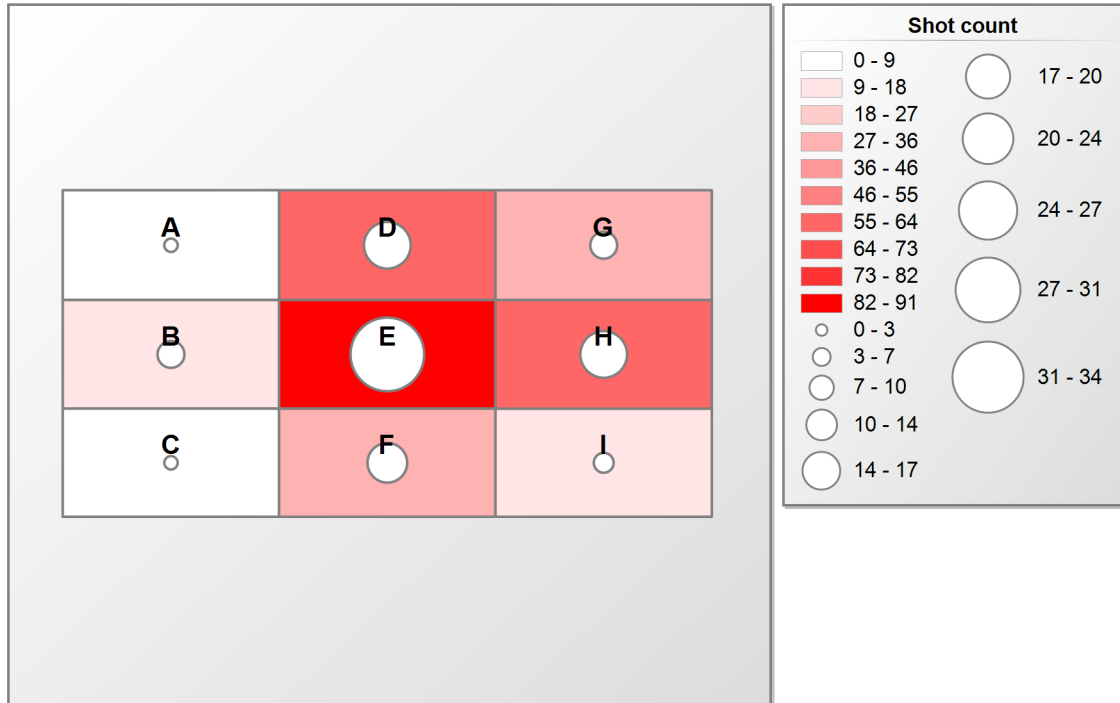
Total on Goal	5	Total on Goal	19	Total on Goal	7
Total Shots	18	Total Shots	62	Total Shots	33
Total Scores	0	Total Scores	2	Total Scores	3
Precision	27.78 %	Precision	30.65 %	Precision	21.21 %
Efficiency	0.00 %	Efficiency	10.53 %	Efficiency	42.86 %

Total on Goal	112
Total Shots	321
Total Scores	19
Precision	34.89 %
Efficiency	16.96 %

Event Statistics



Short distribution and shots on goal



Zone (Fields)	A	B	C	D	E	F	G	H	I	Total
Total	2	18	1	60	91	36	33	62	18	321
on Goal (Circles)	2	9	0	19	34	17	7	19	5	112


Event Statistics

Japan



	Goals achieved	Goals get	penalty minutes
Team overview	15	19	4

Player	Games	Plus/Minus					Shots				Goals			Bullies			Penalties	
	played	+	-	balance	+ in %	- in %	Total	on Goal	% on Goal	Efficiency (%)	scored	Assists	in %	Total	won	in %	Total (min)	in %
8 Shimizu Mahiro	5	6	8	-2	40.00	42.11	24	12	50.00	58.33	7	1	46.67	0	0	0.00	0	0.00
3 Goto Yui	5	6	7	-1	40.00	36.84	30	13	43.33	7.69	1	3	6.67	21	11	52.38	2	50.00
10 Takahashi Yui	5	5	7	-2	33.33	36.84	21	10	47.62	30.00	3	0	20.00	3	0	0.00	0	0.00
20 Sugaya Miku	5	6	6	0	40.00	31.58	20	12	60.00	16.67	2	1	13.33	0	0	0.00	0	0.00
16 Sugaya Hitomi	5	5	8	-3	33.33	42.11	14	4	28.57	0.00	0	3	0.00	13	5	38.46	0	0.00
21 Morinaga Shiho	5	6	7	-1	40.00	36.84	6	1	16.67	0.00	0	2	0.00	0	0	0.00	0	0.00
6 Kubo Midori	5	3	5	-2	20.00	26.32	6	3	50.00	33.33	1	0	6.67	2	1	50.00	2	50.00
7 Shibata Fuka	5	2	5	-3	13.33	26.32	7	4	57.14	25.00	1	0	6.67	10	4	40.00	0	0.00
13 Goto Rei	5	6	8	-2	40.00	42.11	3	0	0.00	0.00	0	1	0.00	0	0	0.00	0	0.00
14 Naoi Natsumi	5	6	8	-2	40.00	42.11	14	7	50.00	0.00	0	1	0.00	0	0	0.00	0	0.00
17 Sasaki Amane	5	3	5	-2	20.00	26.32	0	0	0.00	0.00	0	1	0.00	0	0	0.00	0	0.00
5 Tabata Ami	5	2	6	-4	13.33	31.58	2	0	0.00	0.00	0	0	0.00	0	0	0.00	0	0.00
9 Shimoyama Momoka	5	2	5	-3	13.33	26.32	21	5	23.81	0.00	0	0	0.00	0	0	0.00	0	0.00
15 Yokota Natsumi	5	6	7	-1	40.00	36.84	9	3	33.33	0.00	0	0	0.00	0	0	0.00	0	0.00
18 Seto Nagisa	5	6	8	-2	40.00	42.11	7	3	42.86	0.00	0	0	0.00	1	1	100.00	0	0.00
							184	77	41.85	19.48				50	22	44.00	4	



Japan

Event Statistics

bar	0	0.00 %	bar	0	0.00 %	bar	0	0.00 %
blocked	0	0.00 %	missed	1	11.11 %	missed	1	16.67 %
missed	0	0.00 %	blocked	3	33.33 %	blocked	2	33.33 %
on goal	0	0.00 %	on goal	5	55.56 %	on goal	3	50.00 %
Shots	0	0.00 %	Shots	9	4.89 %	Shots	6	3.26 %
Scores	0	0.00 %	Scores	2	13.33 %	Scores	1	6.67 %

bar	0	0.00 %	bar	0	0.00 %
blocked	6	21.43 %	missed	10	25.00 %
missed	7	25.00 %	blocked	11	27.50 %
on goal	15	53.57 %	on goal	19	47.50 %
Shots	28	15.22 %	Shots	40	21.74 %
Scores	2	13.33 %	Scores	5	33.33 %

bar	2	6.06 %
blocked	9	27.27 %
on goal	10	30.30 %
missed	12	36.36 %
Shots	33	17.93 %
Scores	0	0.00 %

bar	1	7.69 %	bar	0	0.00 %
missed	2	15.38 %	blocked	8	21.62 %
on goal	3	23.08 %	missed	10	27.03 %
blocked	7	53.85 %	on goal	19	51.35 %
Shots	13	7.07 %	Shots	37	20.11 %
Scores	1	6.67 %	Scores	4	26.67 %

bar	0	0.00 %
blocked	3	16.67 %
on goal	3	16.67 %
missed	12	66.67 %
Shots	18	9.78 %
Scores	0	0.00 %

Total on Goal	0	Total on Goal	5	Total on Goal	3
Total Shots	0	Total Shots	9	Total Shots	6
Total Scores	0	Total Scores	2	Total Scores	1
Precision	NaN	Precision	55.56 %	Precision	50.00 %
Efficency	NaN	Efficency	40.00 %	Efficency	33.33 %

Total on Goal	15	Total on Goal	19
Total Shots	28	Total Shots	40
Total Scores	2	Total Scores	5
Precision	53.57 %	Precision	47.50 %
Efficency	13.33 %	Efficency	26.32 %

Total on Goal	10
Total Shots	33
Total Scores	0
Precision	30.30 %
Efficency	0.00 %

Total on Goal	3	Total on Goal	19
Total Shots	13	Total Shots	37
Total Scores	1	Total Scores	4
Precision	23.08 %	Precision	51.35 %
Efficency	33.33 %	Efficency	21.05 %

Total on Goal	3
Total Shots	18
Total Scores	0
Precision	16.67 %
Efficency	0.00 %

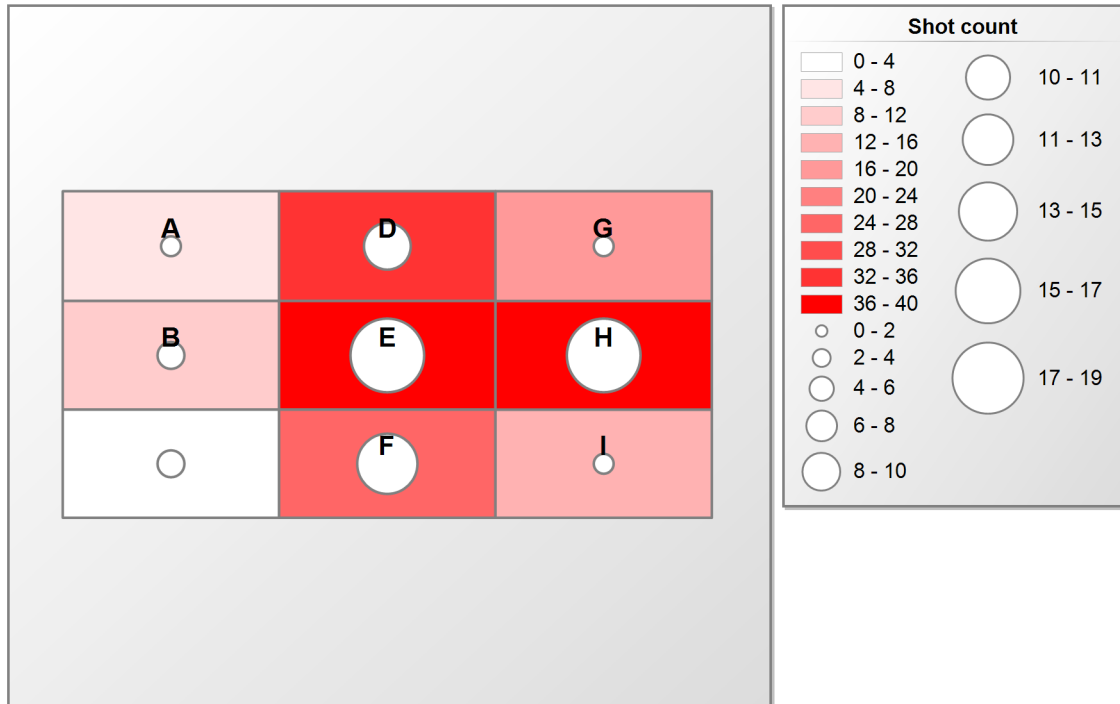
bar	3	1.63 %
blocked	49	26.63 %
missed	55	29.89 %
on goal	77	41.85 %
Shots	184	
Scores	15	

Total on Goal	77
Total Shots	184
Total Scores	15
Precision	41.85 %
Efficency	19.48 %

Event Statistics



Short distribution and shots on goal



Zone (Fields)	A	B	D	E	F	G	H	I	Total
Total	6	9	33	40	28	18	37	13	184
on Goal (Circles)	3	5	10	19	15	3	19	3	77

Event Statistics

Slovakia



	Goals achieved	Goals get	penalty minutes
Team overview	23	58	14

Player	Games played	Plus/Minus					Shots				Goals			Bullies			Penalties	
		+	-	balance	+ in %	- in %	Total	on Goal	% on Goal	Efficiency (%)	scored	Assists	in %	Total	won	in %	Total (min)	in %
30 Hudáková Paulína	5	17	13	4	73.91	22.41	42	11	26.19	54.55	6	8	26.09	4	1	25.00	0	0.00
48 Šponiarová Michaela	5	16	15	1	69.57	25.86	37	15	40.54	40.00	6	3	26.09	0	0	0.00	0	0.00
88 Hudáková Kristína	5	12	19	-7	52.17	32.76	22	6	27.27	83.33	5	1	21.74	0	0	0.00	2	14.29
2 Ďuríková Alžbeta	5	16	16	0	69.57	27.59	16	6	37.50	33.33	2	1	8.70	0	0	0.00	2	14.29
10 Ferencíková Denisa	5	17	18	-1	73.91	31.03	21	8	38.10	25.00	2	1	8.70	45	29	64.44	2	14.29
73 Grossová Viktória	5	6	28	-22	26.09	48.28	16	8	50.00	12.50	1	2	4.35	7	2	28.57	0	0.00
22 Šidlová Andrea	5	3	19	-16	13.04	32.76	3	0	0.00	0.00	0	2	0.00	3	1	33.33	0	0.00
71 Belicová Kristína	5	4	20	-16	17.39	34.48	13	6	46.15	16.67	1	0	4.35	18	7	38.89	2	14.29
26 Trošková Jana	5	6	18	-12	26.09	31.03	8	4	50.00	0.00	0	1	0.00	13	1	7.69	0	0.00
3 Papierníková Denisa	5	0	22	-22	0.00	37.93	5	2	40.00	0.00	0	0	0.00	0	0	0.00	0	0.00
9 Chúpeková Laura	5	0	7	-7	0.00	12.07	3	2	66.67	0.00	0	0	0.00	0	0	0.00	0	0.00
12 Klapitová Katarína	5	9	10	-1	39.13	17.24	14	3	21.43	0.00	0	0	0.00	0	0	0.00	0	0.00
14 Gáborová Barbora	5	0	8	-8	0.00	13.79	2	2	100.00	0.00	0	0	0.00	8	5	62.50	0	0.00
15 Lenčéšová Lenka	5	0	23	-23	0.00	39.66	7	1	14.29	0.00	0	0	0.00	2	1	50.00	0	0.00
24 Pudíšová Linda	5	0	10	-10	0.00	17.24	4	2	50.00	0.00	0	0	0.00	7	1	14.29	2	14.29
39 Adamcová Sára	5	0	7	-7	0.00	12.07	0	0	0.00	0.00	0	0	0.00	0	0	0.00	0	0.00
75 Robová Klaudia	5	5	18	-13	21.74	31.03	2	0	0.00	0.00	0	0	0.00	1	0	0.00	2	14.29
81 Grossová Klára	5	0	15	-15	0.00	25.86	3	2	66.67	0.00	0	0	0.00	3	0	0.00	2	14.29
							218	78	35.78	29.49				111	48	43.24	14	

Event Statistics



Slovakia

bar	0	0.00 %	bar	1	3.45 %	bar	0	0.00 %
blocked	0	0.00 %	blocked	7	24.14 %	blocked	0	0.00 %
missed	0	0.00 %	missed	7	24.14 %	missed	0	0.00 %
on goal	1	100.00 %	on goal	14	48.28 %	on goal	0	0.00 %
Shots	1	0.46 %	Shots	29	13.30 %	Shots	0	0.00 %
Scores	0	0.00 %	Scores	5	21.74 %	Scores	0	0.00 %

bar	1	2.63 %	bar	0	0.00 %	bar	1	3.33 %
missed	12	31.58 %	blocked	22	28.21 %	blocked	8	26.67 %
on goal	12	31.58 %	missed	23	29.49 %	on goal	9	30.00 %
blocked	13	34.21 %	on goal	33	42.31 %	missed	12	40.00 %
Shots	38	17.43 %	Shots	78	35.78 %	Shots	30	13.76 %
Scores	2	8.70 %	Scores	11	47.83 %	Scores	3	13.04 %

bar	0	0.00 %	bar	1	3.57 %	bar	0	0.00 %
on goal	1	11.11 %	missed	8	28.57 %	on goal	0	0.00 %
blocked	4	44.44 %	on goal	8	28.57 %	missed	2	40.00 %
missed	4	44.44 %	blocked	11	39.29 %	blocked	3	60.00 %
Shots	9	4.13 %	Shots	28	12.84 %	Shots	5	2.29 %
Scores	0	0.00 %	Scores	2	8.70 %	Scores	0	0.00 %

bar	4	1.83 %
blocked	68	31.19 %
missed	68	31.19 %
on goal	78	35.78 %
Shots	218	
Scores	23	

Total on Goal	1	Total on Goal	14	Total on Goal	0
Total Shots	1	Total Shots	29	Total Shots	0
Total Scores	0	Total Scores	5	Total Scores	0
Precision	100.00 %	Precision	48.28 %	Precision	NaN
Efficiency	0.00 %	Efficiency	35.71 %	Efficiency	NaN

Total on Goal	12	Total on Goal	33	Total on Goal	9
Total Shots	38	Total Shots	78	Total Shots	30
Total Scores	2	Total Scores	11	Total Scores	3
Precision	31.58 %	Precision	42.31 %	Precision	30.00 %
Efficiency	16.67 %	Efficiency	33.33 %	Efficiency	33.33 %

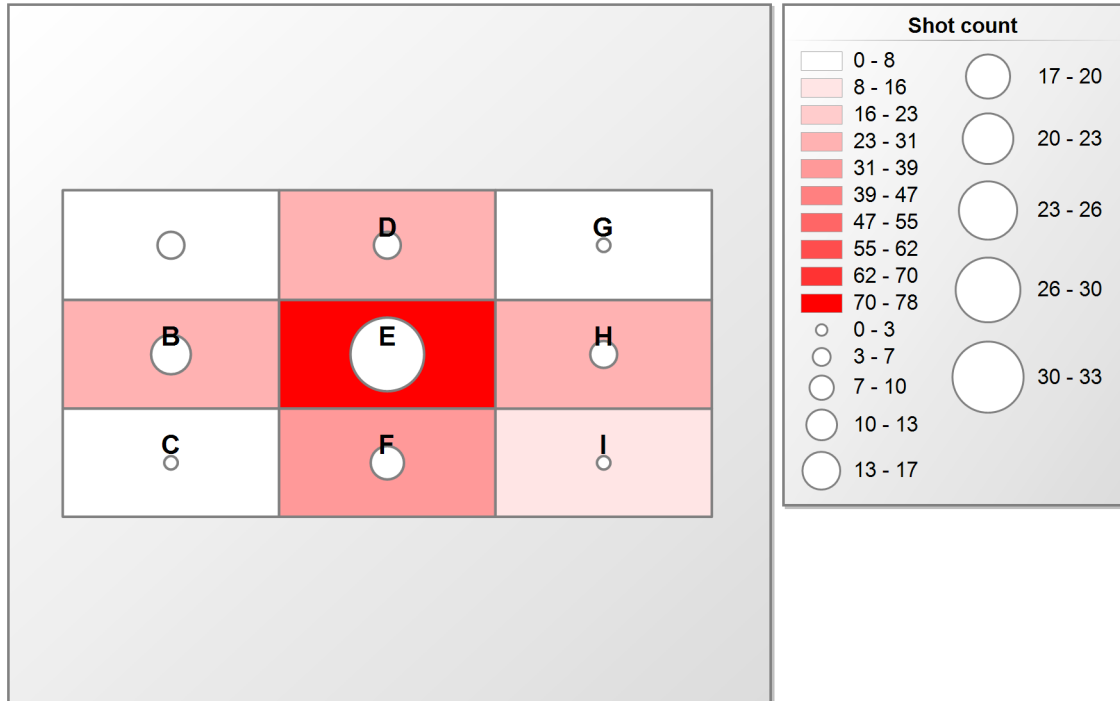
Total on Goal	1	Total on Goal	8	Total on Goal	0
Total Shots	9	Total Shots	28	Total Shots	5
Total Scores	0	Total Scores	2	Total Scores	0
Precision	11.11 %	Precision	28.57 %	Precision	0.00 %
Efficiency	0.00 %	Efficiency	25.00 %	Efficiency	NaN

Total on Goal	78
Total Shots	218
Total Scores	23
Precision	35.78 %
Efficiency	29.49 %

Event Statistics



Short distribution and shots on goal



Zone (Fields)	B	C	D	E	F	G	H	I	Total
Total	29	1	30	78	38	5	28	9	218
on Goal (Circles)	14	1	9	33	12	0	8	1	78

Event Statistics


Latvia



	Goals achieved	Goals get	penalty minutes
Team overview	18	51	24

Player	Games played	Plus/Minus					Shots				Goals			Bullies			Penalties	
		+	-	balance	+ in %	- in %	Total	on Goal	% on Goal	Efficiency (%)	scored	Assists	in %	Total	won	in %	Total (min)	in %
55 Gaugere Laura	5	14	12	2	77.78	23.53	23	16	69.57	31.25	5	4	27.78	25	6	24.00	0	0.00
41 Grapena Simona	5	14	11	3	77.78	21.57	38	23	60.53	17.39	4	4	22.22	2	1	50.00	0	0.00
23 Pavlovska Elizabete	5	12	14	-2	66.67	27.45	8	5	62.50	60.00	3	2	16.67	0	0	0.00	2	8.33
16 Rozite Julija	5	14	13	1	77.78	25.49	14	8	57.14	25.00	2	1	11.11	1	0	0.00	0	0.00
95 Ankudinova Anna	5	2	14	-12	11.11	27.45	11	7	63.64	14.29	1	1	5.56	8	3	37.50	0	0.00
8 Mikova Liba Dajja	5	2	19	-17	11.11	37.25	4	2	50.00	0.00	0	2	0.00	0	0	0.00	0	0.00
11 Martinjekaba Klinta	5	2	13	-11	11.11	25.49	9	2	22.22	50.00	1	0	5.56	0	0	0.00	2	8.33
88 Metala Paula	5	1	10	-9	5.56	19.61	2	2	100.00	50.00	1	0	5.56	4	1	25.00	0	0.00
13 Matisone Paula	5	1	14	-13	5.56	27.45	11	9	81.82	11.11	1	0	5.56	0	0	0.00	4	16.67
6 Berzina Samanta	5	15	18	-3	83.33	35.29	6	1	16.67	0.00	0	1	0.00	0	0	0.00	4	16.67
15 Vancane Liga	5	2	15	-13	11.11	29.41	6	3	50.00	0.00	0	1	0.00	1	0	0.00	0	0.00
22 Ametere Inga	5	3	21	-18	16.67	41.18	3	3	100.00	0.00	0	1	0.00	1	0	0.00	0	0.00
5 Berzina Eliza Elizabete	5	1	14	-13	5.56	27.45	7	3	42.86	0.00	0	0	0.00	25	6	24.00	4	16.67
7 Eglite Dzeina	5	2	17	-15	11.11	33.33	8	5	62.50	0.00	0	0	0.00	9	2	22.22	2	8.33
12 Gravite Kristiana	5	1	14	-13	5.56	27.45	1	0	0.00	0.00	0	0	0.00	0	0	0.00	4	16.67
20 Stapkevica Mara	5	2	8	-6	11.11	15.69	1	1	100.00	0.00	0	0	0.00	12	2	16.67	0	0.00
21 Adamane Madara	5	1	14	-13	5.56	27.45	4	3	75.00	0.00	0	0	0.00	0	0	0.00	2	8.33
59 Garbare Evelina	5	1	14	-13	5.56	27.45	10	5	50.00	0.00	0	0	0.00	1	0	0.00	0	0.00
							166	98	59.04	18.37				89	21	23.60	24	

Event Statistics



Latvia

bar	0	0.00 %	bar	0	0.00 %	bar	0	0.00 %
blocked	1	20.00 %	missed	1	4.55 %	blocked	0	0.00 %
missed	1	20.00 %	blocked	2	9.09 %	missed	0	0.00 %
on goal	3	60.00 %	on goal	19	86.36 %	on goal	0	0.00 %
Shots	5	2.99 %	Shots	22	13.17 %	Shots	0	0.00 %
Scores	0	0.00 %	Scores	8	44.44 %	Scores	0	0.00 %

bar	0	0.00 %	bar	3	6.00 %	bar	3	9.68 %
blocked	3	10.71 %	missed	7	14.00 %	blocked	5	16.13 %
missed	10	35.71 %	blocked	10	20.00 %	missed	6	19.35 %
on goal	15	53.57 %	on goal	30	60.00 %	on goal	17	54.84 %
Shots	28	16.77 %	Shots	50	29.94 %	Shots	31	18.56 %
Scores	3	16.67 %	Scores	3	16.67 %	Scores	4	22.22 %

bar	0	0.00 %	bar	0	0.00 %	bar	0	0.00 %
blocked	1	14.29 %	blocked	4	30.77 %	missed	2	18.18 %
missed	2	28.57 %	missed	4	30.77 %	blocked	3	27.27 %
on goal	4	57.14 %	on goal	5	38.46 %	on goal	6	54.55 %
Shots	7	4.19 %	Shots	13	7.78 %	Shots	11	6.59 %
Scores	0	0.00 %	Scores	0	0.00 %	Scores	0	0.00 %

bar	6	3.59 %
blocked	29	17.37 %
missed	33	19.76 %
on goal	99	59.28 %
Shots	167	
Scores	18	

Total on Goal	3	Total on Goal	19	Total on Goal	0
Total Shots	5	Total Shots	22	Total Shots	0
Total Scores	0	Total Scores	8	Total Scores	0
Precision	60.00 %	Precision	86.36 %	Precision	NaN
Efficiency	0.00 %	Efficiency	42.11 %	Efficiency	NaN

Total on Goal	15	Total on Goal	30	Total on Goal	17
Total Shots	28	Total Shots	50	Total Shots	31
Total Scores	3	Total Scores	3	Total Scores	4
Precision	53.57 %	Precision	60.00 %	Precision	54.84 %
Efficiency	20.00 %	Efficiency	10.00 %	Efficiency	23.53 %

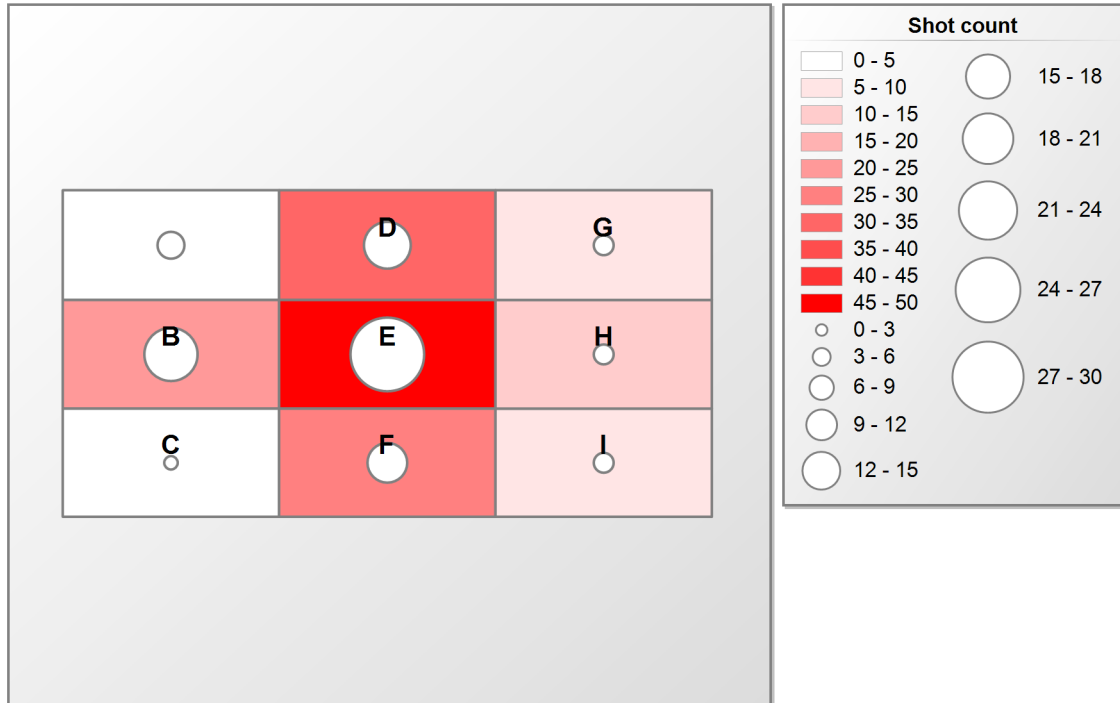
Total on Goal	4	Total on Goal	5	Total on Goal	6
Total Shots	7	Total Shots	13	Total Shots	11
Total Scores	0	Total Scores	0	Total Scores	0
Precision	57.14 %	Precision	38.46 %	Precision	54.55 %
Efficiency	0.00 %	Efficiency	0.00 %	Efficiency	0.00 %

Total on Goal	99
Total Shots	167
Total Scores	18
Precision	59.28 %
Efficiency	18.18 %

Event Statistics



Short distribution and shots on goal



Zone (Fields)	B	C	D	E	F	G	H	I	Total
Total	22	5	31	50	28	10	13	7	166
on Goal (Circles)	19	3	17	30	15	5	5	4	98

Event Statistics

Australia



	Goals achieved	Goals get	penalty minutes
Team overview	20	27	22

Player	Games played	Plus/Minus					Shots				Goals			Bullies			Penalties	
		+	-	balance	+ in %	- in %	Total	on Goal	% on Goal	Efficiency (%)	scored	Assists	in %	Total	won	in %	Total (min)	in %
10 Hodges Blaise	6	15	11	4	75.00	40.74	53	19	35.85	36.84	7	4	35.00	3	1	33.33	0	0.00
24 Staib Alexandra	6	7	11	-4	35.00	40.74	12	6	50.00	0.00	0	6	0.00	4	4	100.00	0	0.00
77 Birks Jessica	6	14	11	3	70.00	40.74	28	10	35.71	40.00	4	1	20.00	33	15	45.45	0	0.00
22 Bartrim Amanda	6	4	6	-2	20.00	22.22	28	11	39.29	36.36	4	0	20.00	1	1	100.00	0	0.00
28 Skene Yasmin	6	12	9	3	60.00	33.33	18	7	38.89	42.86	3	0	15.00	1	0	0.00	6	27.27
34 Meyer Tara	6	15	11	4	75.00	40.74	40	8	20.00	0.00	0	3	0.00	0	0	0.00	2	9.09
42 Miller Janelle	6	9	7	2	45.00	25.93	11	2	18.18	0.00	0	3	0.00	1	0	0.00	0	0.00
29 Margetts Carolyn	6	4	11	-7	20.00	40.74	30	12	40.00	16.67	2	0	10.00	22	9	40.91	6	27.27
13 Burtenshaw Rosemary	6	1	8	-7	5.00	29.63	5	3	60.00	0.00	0	1	0.00	1	1	100.00	2	9.09
3 Hames Tiffany	6	2	8	-6	10.00	29.63	11	6	54.55	0.00	0	0	0.00	0	0	0.00	0	0.00
6 Luttrell Abbey	6	4	10	-6	20.00	37.04	20	7	35.00	0.00	0	0	0.00	15	11	73.33	0	0.00
8 Newland Isabelle	6	3	10	-7	15.00	37.04	10	6	60.00	0.00	0	0	0.00	1	0	0.00	2	9.09
9 Dwyer Vanessa	6	4	8	-4	20.00	29.63	19	7	36.84	0.00	0	0	0.00	0	0	0.00	2	9.09
11 Sargeant Mackenzie	6	2	7	-5	10.00	25.93	13	6	46.15	0.00	0	0	0.00	0	0	0.00	0	0.00
23 Salter Shannon	6	2	2	0	10.00	7.41	9	6	66.67	0.00	0	0	0.00	0	0	0.00	2	9.09
81 Kambersky Karolina	6	2	5	-3	10.00	18.52	7	2	28.57	0.00	0	0	0.00	0	0	0.00	0	0.00
							314	118	37.58	16.95				82	42	51.22	22	



Australia

Event Statistics

bar	0	0.00 %	bar	0	0.00 %	bar	0	0.00 %
blocked	0	0.00 %	blocked	4	12.12 %	blocked	1	20.00 %
missed	0	0.00 %	missed	6	18.18 %	missed	2	40.00 %
on goal	0	0.00 %	on goal	23	69.70 %	on goal	2	40.00 %
Shots	0	0.00 %	Shots	33	10.58 %	Shots	5	1.60 %
Scores	0	0.00 %	Scores	5	25.00 %	Scores	1	5.00 %

bar	3	5.77 %	bar	1	1.25 %	bar	0	0.00 %
blocked	13	25.00 %	missed	23	28.75 %	blocked	12	20.69 %
missed	15	28.85 %	blocked	27	33.75 %	missed	22	37.93 %
on goal	21	40.38 %	on goal	29	36.25 %	on goal	24	41.38 %
Shots	52	16.67 %	Shots	80	25.64 %	Shots	58	18.59 %
Scores	4	20.00 %	Scores	7	35.00 %	Scores	2	10.00 %

bar	1	2.63 %	bar	1	3.23 %	bar	0	0.00 %
on goal	5	13.16 %	on goal	9	29.03 %	blocked	4	26.67 %
missed	10	26.32 %	missed	10	32.26 %	on goal	5	33.33 %
blocked	22	57.89 %	blocked	11	35.48 %	missed	6	40.00 %
Shots	38	12.18 %	Shots	31	9.94 %	Shots	15	4.81 %
Scores	0	0.00 %	Scores	1	5.00 %	Scores	0	0.00 %

bar	6	1.92 %
blocked	94	30.13 %
missed	94	30.13 %
on goal	118	37.82 %
Shots	312	
Scores	20	

Total on Goal	0	Total on Goal	23	Total on Goal	2
Total Shots	0	Total Shots	33	Total Shots	5
Total Scores	0	Total Scores	5	Total Scores	1
Precision	NaN	Precision	69.70 %	Precision	40.00 %
Efficiency	NaN	Efficiency	21.74 %	Efficiency	50.00 %

Total on Goal	21	Total on Goal	29	Total on Goal	24
Total Shots	52	Total Shots	80	Total Shots	58
Total Scores	4	Total Scores	7	Total Scores	2
Precision	40.38 %	Precision	36.25 %	Precision	41.38 %
Efficiency	19.05 %	Efficiency	24.14 %	Efficiency	8.33 %

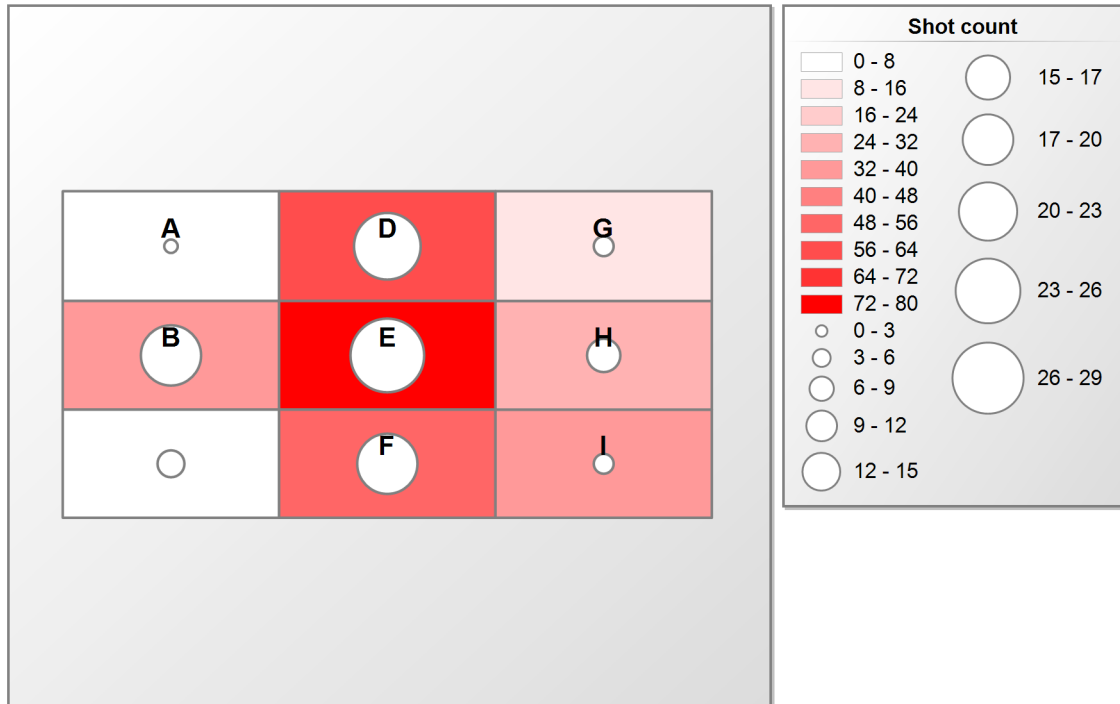
Total on Goal	5	Total on Goal	9	Total on Goal	5
Total Shots	38	Total Shots	31	Total Shots	15
Total Scores	0	Total Scores	1	Total Scores	0
Precision	13.16 %	Precision	29.03 %	Precision	33.33 %
Efficiency	0.00 %	Efficiency	11.11 %	Efficiency	0.00 %

Total on Goal	118
Total Shots	312
Total Scores	20
Precision	37.82 %
Efficiency	16.95 %

Event Statistics



Short distribution and shots on goal



Zone (Fields)	A	B	D	E	F	G	H	I	Total
Total	5	33	58	80	52	15	31	38	312
on Goal (Circles)	2	23	24	29	21	5	9	5	118

Event Statistics

USA



	Goals achieved	Goals get	penalty minutes
Team overview	20	36	12

Player	Games	Plus/Minus					Shots				Goals			Bullies			Penalties	
	played	+	-	balance	+ in %	- in %	Total	on Goal	% on Goal	Efficiency (%)	scored	Assists	in %	Total	won	in %	Total (min)	in %
8 Häggström Marie	5	14	18	-4	70.00	50.00	58	26	44.83	30.77	8	5	40.00	39	24	61.54	0	0.00
3 Lindström Victoria	5	14	11	3	70.00	30.56	26	15	57.69	20.00	3	4	15.00	0	0	0.00	0	0.00
25 Lindberg Christine	5	8	19	-11	40.00	52.78	24	8	33.33	37.50	3	1	15.00	4	3	75.00	2	16.67
30 Niskanen Vera	5	11	7	4	55.00	19.44	18	12	66.67	16.67	2	1	10.00	1	0	0.00	0	0.00
11 Hausman Jenna	5	15	17	-2	75.00	47.22	10	2	20.00	0.00	0	3	0.00	0	0	0.00	2	16.67
57 Johansson Selma	5	3	10	-7	15.00	27.78	22	5	22.73	40.00	2	0	10.00	22	10	45.45	0	0.00
98 Kostal Andrea	5	4	8	-4	20.00	22.22	13	6	46.15	16.67	1	1	5.00	2	1	50.00	0	0.00
71 Gerecke Saskia	5	3	8	-5	15.00	22.22	7	3	42.86	33.33	1	0	5.00	11	6	54.55	0	0.00
9 Hansen Natascha	5	11	11	0	55.00	30.56	14	2	14.29	0.00	0	1	0.00	0	0	0.00	0	0.00
13 Carlino Lexie	5	5	10	-5	25.00	27.78	8	0	0.00	0.00	0	1	0.00	0	0	0.00	0	0.00
14 Gerber Tiffany	5	6	16	-10	30.00	44.44	17	6	35.29	0.00	0	1	0.00	0	0	0.00	4	33.33
2 MacArthur Jenny	5	2	7	-5	10.00	19.44	9	4	44.44	0.00	0	0	0.00	0	0	0.00	0	0.00
6 Bluhm Jenna	5	1	3	-2	5.00	8.33	2	1	50.00	0.00	0	0	0.00	0	0	0.00	0	0.00
7 Zürcher Andrea	5	1	6	-5	5.00	16.67	5	1	20.00	0.00	0	0	0.00	0	0	0.00	0	0.00
12 Leuma Sophia	5	2	8	-6	10.00	22.22	1	1	100.00	0.00	0	0	0.00	0	0	0.00	2	16.67
19 Hall Alyssa	5	3	9	-6	15.00	25.00	6	0	0.00	0.00	0	0	0.00	0	0	0.00	2	16.67
21 Torretta Casey Lee	5	2	7	-5	10.00	19.44	1	0	0.00	0.00	0	0	0.00	0	0	0.00	0	0.00
							241	92	38.17	21.74				79	44	55.70	12	

Event Statistics



USA

bar	0	0.00 %	bar	1	4.76 %	bar	0	0.00 %
blocked	0	0.00 %	blocked	4	19.05 %	missed	1	20.00 %
on goal	0	0.00 %	missed	4	19.05 %	blocked	2	40.00 %
missed	1	100.00 %	on goal	12	57.14 %	on goal	2	40.00 %
Shots	1	0.41 %	Shots	21	8.71 %	Shots	5	2.07 %
Scores	0	0.00 %	Scores	4	20.00 %	Scores	0	0.00 %

bar	1	3.70 %	bar	1	1.61 %	bar	0	0.00 %
missed	5	18.52 %	missed	16	25.81 %	blocked	14	31.82 %
blocked	8	29.63 %	blocked	19	30.65 %	missed	14	31.82 %
on goal	13	48.15 %	on goal	26	41.94 %	on goal	16	36.36 %
Shots	27	11.20 %	Shots	62	25.73 %	Shots	44	18.26 %
Scores	3	15.00 %	Scores	5	25.00 %	Scores	4	20.00 %

bar	1	5.56 %	bar	0	0.00 %	bar	0	0.00 %
on goal	2	11.11 %	missed	9	26.47 %	missed	6	20.69 %
missed	5	27.78 %	on goal	11	32.35 %	on goal	10	34.48 %
blocked	10	55.56 %	blocked	14	41.18 %	blocked	13	44.83 %
Shots	18	7.47 %	Shots	34	14.11 %	Shots	29	12.03 %
Scores	1	5.00 %	Scores	1	5.00 %	Scores	2	10.00 %

bar	4	1.66 %
missed	61	25.31 %
blocked	84	34.85 %
on goal	92	38.17 %
Shots	241	
Scores	20	

Total on Goal	0	Total on Goal	12	Total on Goal	2
Total Shots	1	Total Shots	21	Total Shots	5
Total Scores	0	Total Scores	4	Total Scores	0
Precision	0.00 %	Precision	57.14 %	Precision	40.00 %
Efficency	NaN	Efficency	33.33 %	Efficency	0.00 %

Total on Goal	13	Total on Goal	26	Total on Goal	16
Total Shots	27	Total Shots	62	Total Shots	44
Total Scores	3	Total Scores	5	Total Scores	4
Precision	48.15 %	Precision	41.94 %	Precision	36.36 %
Efficency	23.08 %	Efficency	19.23 %	Efficency	25.00 %

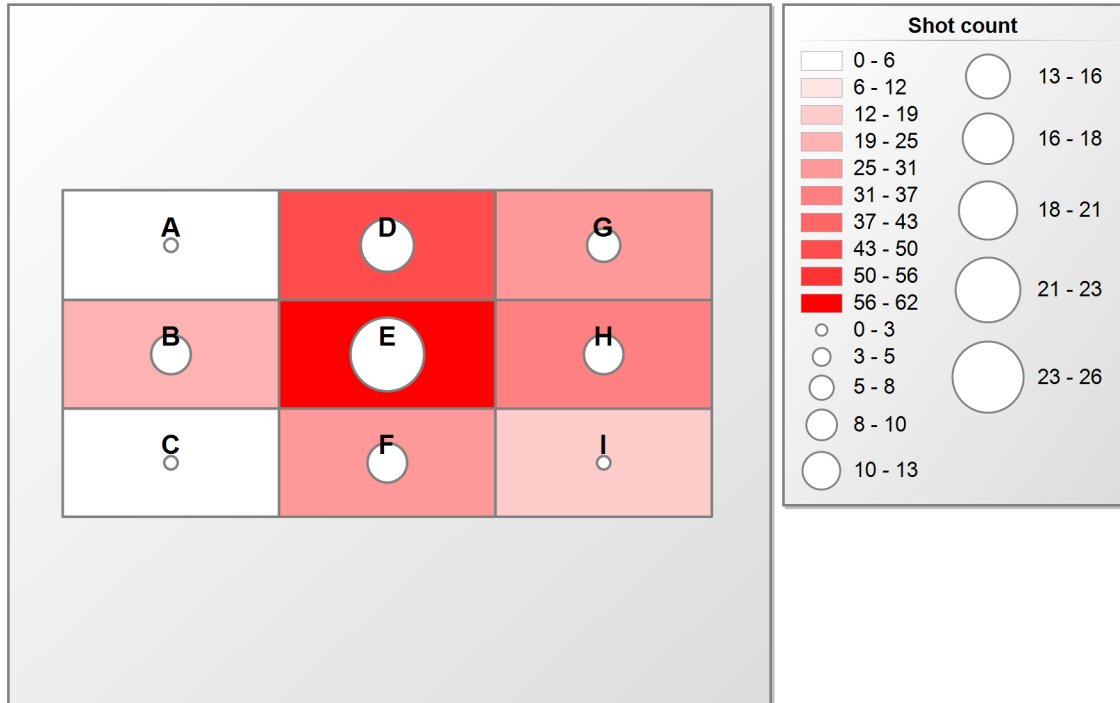
Total on Goal	2	Total on Goal	11	Total on Goal	10
Total Shots	18	Total Shots	34	Total Shots	29
Total Scores	1	Total Scores	1	Total Scores	2
Precision	11.11 %	Precision	32.35 %	Precision	34.48 %
Efficency	50.00 %	Efficency	9.09 %	Efficency	20.00 %

Total on Goal	92
Total Shots	241
Total Scores	20
Precision	38.17 %
Efficency	21.74 %

Event Statistics



Short distribution and shots on goal



Zone (Fields)	A	B	C	D	E	F	G	H	I	Total
Total	5	21	1	44	62	27	29	34	18	241
on Goal (Circles)	2	12	0	16	26	13	10	11	2	92

Event Statistics

Singapore



	Goals achieved	Goals get	penalty minutes
Team overview	25	25	24

Player	Games	Plus/Minus					Shots				Goals			Bullies			Penalties	
	played	+	-	balance	+ in %	- in %	Total	on Goal	% on Goal	Efficiency (%)	scored	Assists	in %	Total	won	in %	Total (min)	in %
6 Lim Mindy	6	10	5	5	40.00	20.00	40	19	47.50	10.53	2	4	8.00	0	0	0.00	0	0.00
22 Yeap Amanda	6	12	3	9	48.00	12.00	28	18	64.29	27.78	5	0	20.00	33	11	33.33	2	8.33
8 Khairul Anuar Siti Nurhaliza	6	7	10	-3	28.00	40.00	36	10	27.78	30.00	3	1	12.00	15	7	46.67	4	16.67
9 Ong Jerelee	6	7	12	-5	28.00	48.00	18	10	55.56	30.00	3	1	12.00	2	0	0.00	0	0.00
16 Tan Jowie	6	8	11	-3	32.00	44.00	14	4	28.57	25.00	1	2	4.00	17	7	41.18	2	8.33
36 Yeo Shannon	6	9	8	1	36.00	32.00	27	13	48.15	7.69	1	2	4.00	1	0	0.00	2	8.33
39 Poh Debbie	6	10	12	-2	40.00	48.00	39	13	33.33	7.69	1	2	4.00	1	1	100.00	0	0.00
51 Ong Hui Hui	6	11	6	5	44.00	24.00	40	15	37.50	0.00	0	3	0.00	1	1	100.00	0	0.00
14 Yee Yun Shawn	6	8	8	0	32.00	32.00	26	12	46.15	16.67	2	0	8.00	2	1	50.00	0	0.00
19 Wee Natalia	6	2	8	-6	8.00	32.00	19	8	42.11	12.50	1	1	4.00	1	1	100.00	2	8.33
24 Chu Lina	6	5	7	-2	20.00	28.00	14	8	57.14	12.50	1	1	4.00	1	1	100.00	0	0.00
3 Yeo Xuan	6	7	2	5	28.00	8.00	13	3	23.08	0.00	0	2	0.00	0	0	0.00	0	0.00
29 Ong Swee Ling	6	1	2	-1	4.00	8.00	11	3	27.27	33.33	1	0	4.00	0	0	0.00	2	8.33
77 Ong Tiffany	6	10	3	7	40.00	12.00	17	6	35.29	16.67	1	0	4.00	4	1	25.00	0	0.00
66 Lok Michelle	6	6	5	1	24.00	20.00	24	12	50.00	8.33	1	0	4.00	3	0	0.00	0	0.00
11 Lim Pearlynn	6	4	8	-4	16.00	32.00	25	13	52.00	0.00	0	1	0.00	2	0	0.00	0	0.00
4 Tan Hui Zhi	6	5	10	-5	20.00	40.00	7	4	57.14	0.00	0	0	0.00	1	0	0.00	4	16.67
15 Lim Felicia	6	3	5	-2	12.00	20.00	3	0	0.00	0.00	0	0	0.00	1	0	0.00	6	25.00
							401	171	42.64	13.45				85	31	36.47	24	

Event Statistics



Singapore

bar	0	0.00 %	bar	1	3.23 %	bar	0	0.00 %
blocked	1	14.29 %	blocked	4	12.90 %	blocked	0	0.00 %
missed	1	14.29 %	missed	9	29.03 %	missed	0	0.00 %
on goal	5	71.43 %	on goal	17	54.84 %	on goal	1	100.00 %
Shots	7	1.75 %	Shots	31	7.73 %	Shots	1	0.25 %
Scores	0	0.00 %	Scores	8	33.33 %	Scores	0	0.00 %

bar	1	1.37 %	bar	1	1.06 %	bar	0	0.00 %
missed	18	24.66 %	blocked	24	25.53 %	blocked	6	17.65 %
blocked	21	28.77 %	missed	24	25.53 %	missed	8	23.53 %
on goal	33	45.21 %	on goal	45	47.87 %	on goal	20	58.82 %
Shots	73	18.20 %	Shots	94	23.44 %	Shots	34	8.48 %
Scores	4	16.67 %	Scores	8	33.33 %	Scores	3	12.50 %

bar	0	0.00 %	bar	1	1.32 %	bar	0	0.00 %
missed	11	26.83 %	on goal	20	26.32 %	on goal	13	29.55 %
blocked	13	31.71 %	missed	22	28.95 %	missed	14	31.82 %
on goal	17	41.46 %	blocked	33	43.42 %	blocked	17	38.64 %
Shots	41	10.22 %	Shots	76	18.95 %	Shots	44	10.97 %
Scores	0	0.00 %	Scores	1	4.17 %	Scores	0	0.00 %

bar	4	1.00 %
missed	107	26.68 %
blocked	119	29.68 %
on goal	171	42.64 %
Shots	401	
Scores	24	

Total on Goal	5	Total on Goal	17	Total on Goal	1
Total Shots	7	Total Shots	31	Total Shots	1
Total Scores	0	Total Scores	8	Total Scores	0
Precision	71.43 %	Precision	54.84 %	Precision	100.00 %
Efficiency	0.00 %	Efficiency	47.06 %	Efficiency	0.00 %

Total on Goal	33	Total on Goal	45	Total on Goal	20
Total Shots	73	Total Shots	94	Total Shots	34
Total Scores	4	Total Scores	8	Total Scores	3
Precision	45.21 %	Precision	47.87 %	Precision	58.82 %
Efficiency	12.12 %	Efficiency	17.78 %	Efficiency	15.00 %

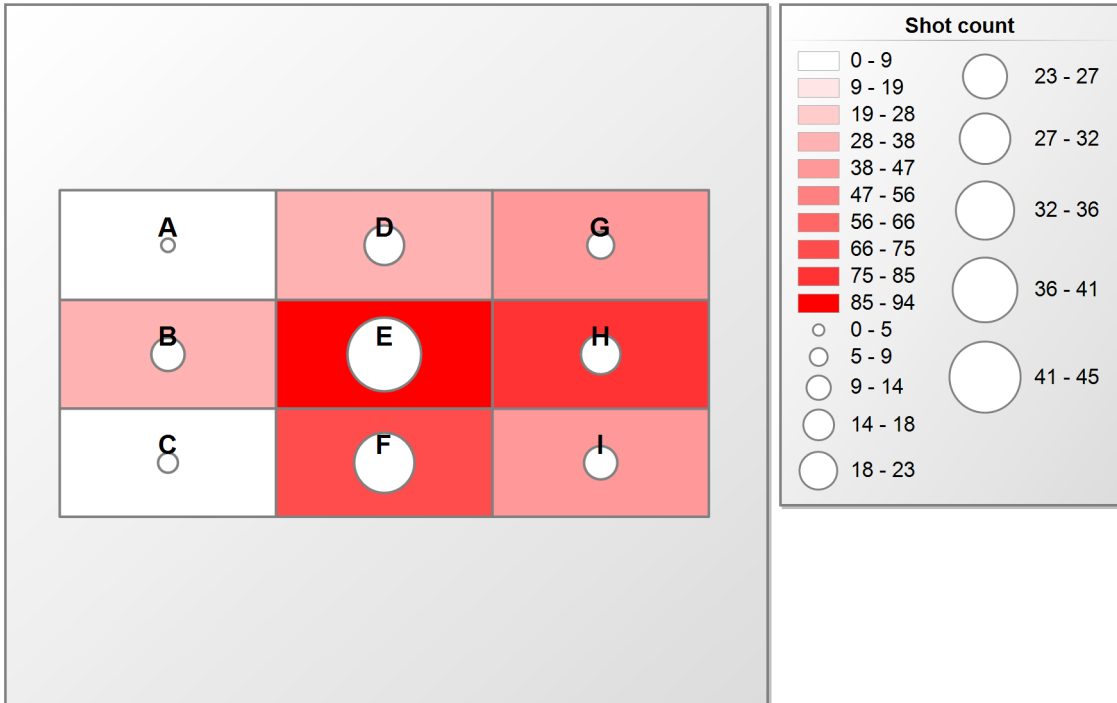
Total on Goal	17	Total on Goal	20	Total on Goal	13
Total Shots	41	Total Shots	76	Total Shots	44
Total Scores	0	Total Scores	1	Total Scores	0
Precision	41.46 %	Precision	26.32 %	Precision	29.55 %
Efficiency	0.00 %	Efficiency	5.00 %	Efficiency	0.00 %

Total on Goal	171
Total Shots	401
Total Scores	24
Precision	42.64 %
Efficiency	14.04 %

Event Statistics



Short distribution and shots on goal



Zone (Fields)	A	B	C	D	E	F	G	H	I	Total
Total	1	31	7	34	94	73	44	76	41	401
on Goal (Circles)	1	17	5	20	45	33	13	20	17	171

Event Statistics


Thailand



	Goals achieved	Goals get	penalty minutes
Team overview	25	24	6

Player	Games	Plus/Minus					Shots				Goals			Bullies			Penalties	
	played	+	-	balance	+ in %	- in %	Total	on Goal	% on Goal	Efficiency (%)	scored	Assists	in %	Total	won	in %	Total (min)	in %
69 Tongkham Thanaporn	5	16	8	8	64.00	33.33	55	29	52.73	34.48	10	3	40.00	25	14	56.00	2	33.33
2 Kuiraphanew Lalita	5	11	9	2	44.00	37.50	39	10	25.64	30.00	3	3	12.00	3	0	0.00	0	0.00
18 Phalaruk Suthasinee	5	15	5	10	60.00	20.83	28	11	39.29	18.18	2	2	8.00	1	0	0.00	0	0.00
8 Johansson Nelly Felicia	5	9	7	2	36.00	29.17	30	14	46.67	14.29	2	2	8.00	0	0	0.00	0	0.00
9 Syrjaenen Alisa Annika	5	10	12	-2	40.00	50.00	18	10	55.56	10.00	1	3	4.00	3	1	33.33	0	0.00
29 Klinsrisuk Soraya	5	4	5	-1	16.00	20.83	12	3	25.00	66.67	2	1	8.00	1	0	0.00	0	0.00
17 Keksomrong Rungnapa	5	8	7	1	32.00	29.17	6	5	83.33	40.00	2	0	8.00	19	4	21.05	0	0.00
41 Prasanpim Manassaree	5	4	2	2	16.00	8.33	9	5	55.56	40.00	2	0	8.00	1	0	0.00	0	0.00
4 Nakpolkrung Kanyanat	5	3	7	-4	12.00	29.17	10	0	0.00	0.00	0	1	0.00	0	0	0.00	0	0.00
5 Duangporn Thararat	5	11	9	2	44.00	37.50	14	1	7.14	0.00	0	1	0.00	0	0	0.00	2	33.33
10 Suppa Nina Marianne	5	2	11	-9	8.00	45.83	17	7	41.18	0.00	0	1	0.00	19	4	21.05	0	0.00
11 Ritngam Sukanya	5	9	7	2	36.00	29.17	17	3	17.65	0.00	0	1	0.00	0	0	0.00	0	0.00
6 Moolsan Pannee	5	6	6	0	24.00	25.00	11	1	9.09	0.00	0	0	0.00	0	0	0.00	0	0.00
14 Phumma Kamonwan	5	1	1	0	4.00	4.17	2	0	0.00	0.00	0	0	0.00	1	0	0.00	0	0.00
24 Phansri Nipaporn	5	8	12	-4	32.00	50.00	6	1	16.67	0.00	0	0	0.00	0	0	0.00	2	33.33
28 Rungrot Nittaya	5	0	4	-4	0.00	16.67	4	1	25.00	0.00	0	0	0.00	0	0	0.00	0	0.00
37 Boonbut Sirinan	1	0	0	0	0.00	0.00	0	0	0.00	0.00	0	0	0.00	0	0	0.00	0	0.00
42 Aunjai Natthakarn	5	9	7	2	36.00	29.17	18	8	44.44	0.00	0	0	0.00	0	0	0.00	0	0.00
							296	109	36.82	22.02				73	23	31.51	6	

Event Statistics



Thailand

bar	0	0.00 %	bar	0	0.00 %	bar	0	0.00 %
blocked	0	0.00 %	missed	3	16.67 %	missed	0	0.00 %
on goal	0	0.00 %	blocked	6	33.33 %	blocked	1	25.00 %
missed	2	100.00 %	on goal	9	50.00 %	on goal	3	75.00 %
Shots	2	0.68 %	Shots	18	6.08 %	Shots	4	1.35 %
Scores	0	0.00 %	Scores	5	20.00 %	Scores	1	4.00 %

bar	1	1.67 %	bar	0	0.00 %	bar	2	2.53 %
on goal	19	31.67 %	blocked	18	26.09 %	missed	22	27.85 %
blocked	20	33.33 %	missed	19	27.54 %	blocked	27	34.18 %
missed	20	33.33 %	on goal	32	46.38 %	on goal	28	35.44 %
Shots	60	20.27 %	Shots	69	23.31 %	Shots	79	26.69 %
Scores	4	16.00 %	Scores	6	24.00 %	Scores	6	24.00 %

bar	0	0.00 %	bar	1	3.23 %	bar	0	0.00 %
on goal	5	27.78 %	on goal	8	25.81 %	blocked	3	20.00 %
missed	6	33.33 %	blocked	11	35.48 %	on goal	5	33.33 %
blocked	7	38.89 %	missed	11	35.48 %	missed	7	46.67 %
Shots	18	6.08 %	Shots	31	10.47 %	Shots	15	5.07 %
Scores	1	4.00 %	Scores	1	4.00 %	Scores	1	4.00 %

bar	4	1.35 %
missed	90	30.41 %
blocked	93	31.42 %
on goal	109	36.82 %
Shots	296	
Scores	25	

Total on Goal	0	Total on Goal	9	Total on Goal	3
Total Shots	2	Total Shots	18	Total Shots	4
Total Scores	0	Total Scores	5	Total Scores	1
Precision	0.00 %	Precision	50.00 %	Precision	75.00 %
Efficency	NaN	Efficency	55.56 %	Efficency	33.33 %

Total on Goal	19	Total on Goal	32	Total on Goal	28
Total Shots	60	Total Shots	69	Total Shots	79
Total Scores	4	Total Scores	6	Total Scores	6
Precision	31.67 %	Precision	46.38 %	Precision	35.44 %
Efficency	21.05 %	Efficency	18.75 %	Efficency	21.43 %

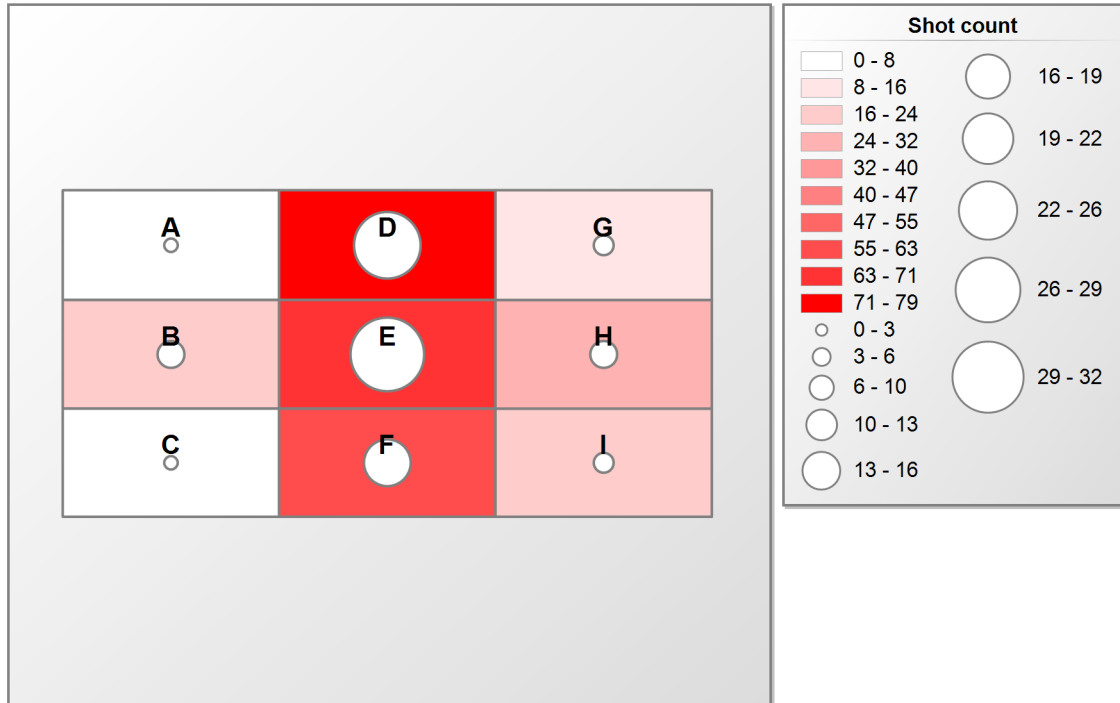
Total on Goal	5	Total on Goal	8	Total on Goal	5
Total Shots	18	Total Shots	31	Total Shots	15
Total Scores	1	Total Scores	1	Total Scores	1
Precision	27.78 %	Precision	25.81 %	Precision	33.33 %
Efficency	20.00 %	Efficency	12.50 %	Efficency	20.00 %

Total on Goal	109
Total Shots	296
Total Scores	25
Precision	36.82 %
Efficency	22.94 %

Event Statistics



Short distribution and shots on goal



Zone (Fields)	A	B	C	D	E	F	G	H	I	Total
Total	4	18	2	79	69	60	15	31	18	296
on Goal (Circles)	3	9	0	28	32	19	5	8	5	109

Event Statistics

Poland



	Goals achieved	Goals get	penalty minutes
Team overview	21	40	16

Player	Games	Plus/Minus					Shots				Goals			Bullies			Penalties	
	played	+	-	balance	+ in %	- in %	Total	on Goal	% on Goal	Efficiency (%)	scored	Assists	in %	Total	won	in %	Total (min)	in %
69 Krzywak Justyna	5	8	14	-6	38.10	35.00	45	21	46.67	33.33	7	1	33.33	29	13	44.83	0	0.00
8 Buczek Dominika	5	14	12	2	66.67	30.00	31	16	51.61	25.00	4	4	19.05	24	16	66.67	4	25.00
6 Rogala Katarzyna	5	10	12	-2	47.62	30.00	20	10	50.00	40.00	4	2	19.05	1	0	0.00	0	0.00
83 Zagórska Malwina	5	7	12	-5	33.33	30.00	23	9	39.13	22.22	2	1	9.52	2	1	50.00	0	0.00
18 Szelzchen Klaudia	5	5	9	-4	23.81	22.50	12	4	33.33	25.00	1	2	4.76	0	0	0.00	0	0.00
44 Noga Weronika	5	8	15	-7	38.10	37.50	6	2	33.33	0.00	0	3	0.00	2	1	50.00	0	0.00
77 Krzywak Zuzanna	5	4	9	-5	19.05	22.50	16	2	12.50	0.00	0	3	0.00	8	1	12.50	4	25.00
37 Timek-Dziadkowiec Agnieszka	5	4	10	-6	19.05	25.00	9	6	66.67	33.33	2	0	9.52	1	1	100.00	2	12.50
13 Plechan Agata	5	8	15	-7	38.10	37.50	25	10	40.00	10.00	1	0	4.76	0	0	0.00	0	0.00
19 Marek Magdalena	5	8	13	-5	38.10	32.50	12	5	41.67	0.00	0	1	0.00	0	0	0.00	0	0.00
3 Pudzisz Zuzanna	5	3	10	-7	14.29	25.00	5	1	20.00	0.00	0	0	0.00	0	0	0.00	0	0.00
14 Szelzchen Joanna	5	5	17	-12	23.81	42.50	4	0	0.00	0.00	0	0	0.00	1	0	0.00	2	12.50
16 Kozanecka Agnieszka	5	5	11	-6	23.81	27.50	12	4	33.33	0.00	0	0	0.00	0	0	0.00	0	0.00
21 Arendarczyk Agata	5	3	9	-6	14.29	22.50	4	1	25.00	0.00	0	0	0.00	0	0	0.00	2	12.50
61 Drzymała Daria	5	8	13	-5	38.10	32.50	9	1	11.11	0.00	0	0	0.00	0	0	0.00	2	12.50
89 Pawłowska Katarzyna	5	2	4	-2	9.52	10.00	5	1	20.00	0.00	0	0	0.00	0	0	0.00	0	0.00
91 Borkowska Anna	5	1	6	-5	4.76	15.00	11	5	45.45	0.00	0	0	0.00	7	3	42.86	0	0.00
98 Mazur Maja	4	2	7	-5	9.52	17.50	3	1	33.33	0.00	0	0	0.00	13	6	46.15	0	0.00
							252	99	39.29	21.21				88	42	47.73	16	

Event Statistics



Poland

bar	0	0.00 %	bar	0	0.00 %	bar	0	0.00 %
missed	0	0.00 %	blocked	4	14.29 %	blocked	0	0.00 %
on goal	0	0.00 %	missed	9	32.14 %	missed	0	0.00 %
blocked	1	100.00 %	on goal	15	53.57 %	on goal	2	100.00 %
Shots	1	0.39 %	Shots	28	11.02 %	Shots	2	0.79 %
Scores	0	0.00 %	Scores	5	23.81 %	Scores	0	0.00 %

bar	2	3.64 %	bar	1	1.09 %	bar	0	0.00 %
blocked	16	29.09 %	blocked	18	19.57 %	missed	10	29.41 %
missed	16	29.09 %	missed	32	34.78 %	on goal	11	32.35 %
on goal	21	38.18 %	on goal	41	44.57 %	blocked	13	38.24 %
Shots	55	21.65 %	Shots	92	36.22 %	Shots	34	13.39 %
Scores	6	28.57 %	Scores	4	19.05 %	Scores	3	14.29 %

bar	0	0.00 %	bar	0	0.00 %	bar	0	0.00 %
missed	1	10.00 %	on goal	4	19.05 %	on goal	2	18.18 %
on goal	3	30.00 %	missed	8	38.10 %	missed	3	27.27 %
blocked	6	60.00 %	blocked	9	42.86 %	blocked	6	54.55 %
Shots	10	3.94 %	Shots	21	8.27 %	Shots	11	4.33 %
Scores	1	4.76 %	Scores	1	4.76 %	Scores	1	4.76 %

bar	3	1.18 %
blocked	73	28.74 %
missed	79	31.10 %
on goal	99	38.98 %
Shots	254	
Scores	21	

Total on Goal	0	Total on Goal	15	Total on Goal	2
Total Shots	1	Total Shots	28	Total Shots	2
Total Scores	0	Total Scores	5	Total Scores	0
Precision	0.00 %	Precision	53.57 %	Precision	100.00 %
Efficiency	NaN	Efficiency	33.33 %	Efficiency	0.00 %

Total on Goal	21	Total on Goal	41	Total on Goal	11
Total Shots	55	Total Shots	92	Total Shots	34
Total Scores	6	Total Scores	4	Total Scores	3
Precision	38.18 %	Precision	44.57 %	Precision	32.35 %
Efficiency	28.57 %	Efficiency	9.76 %	Efficiency	27.27 %

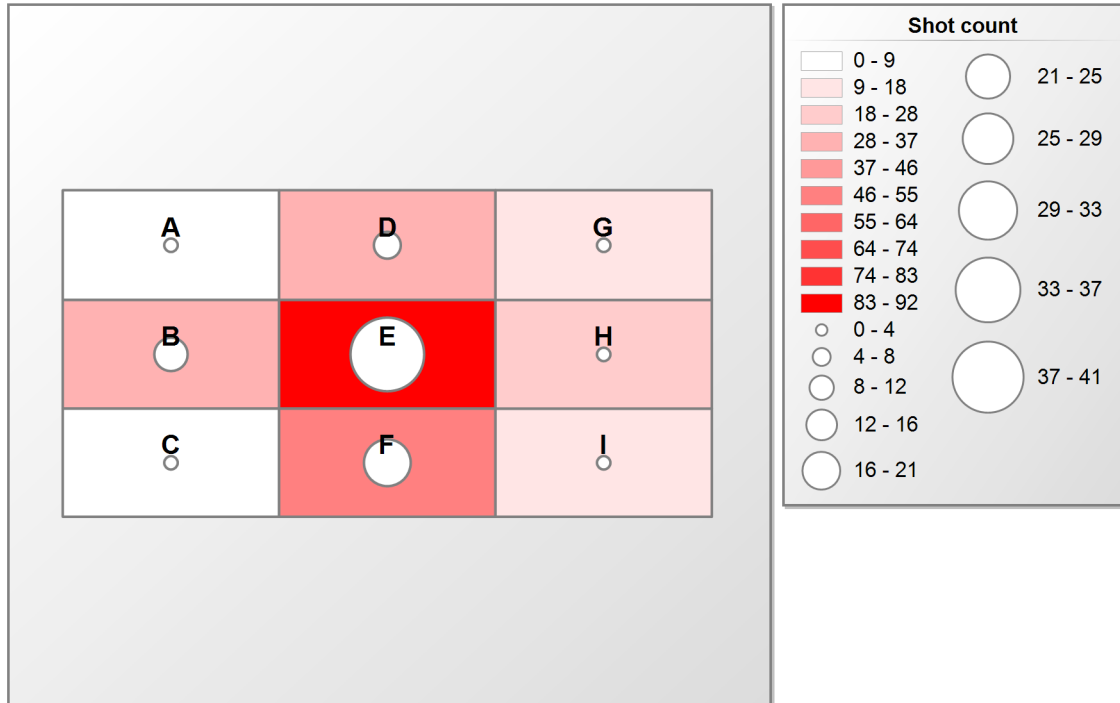
Total on Goal	3	Total on Goal	4	Total on Goal	2
Total Shots	10	Total Shots	21	Total Shots	11
Total Scores	1	Total Scores	1	Total Scores	1
Precision	30.00 %	Precision	19.05 %	Precision	18.18 %
Efficiency	33.33 %	Efficiency	25.00 %	Efficiency	50.00 %

Total on Goal	99
Total Shots	254
Total Scores	21
Precision	38.98 %
Efficiency	21.21 %

Event Statistics



Short distribution and shots on goal



Zone (Fields)	A	B	C	D	E	F	G	H	I	Total
Total	2	28	1	34	92	55	11	21	10	254
on Goal (Circles)	2	15	0	11	41	21	2	4	3	99

Event Statistics

Germany



	Goals achieved	Goals get	penalty minutes
Team overview	11	65	20

Player	Games	Plus/Minus					Shots				Goals			Bullies			Penalties	
	played	+	-	balance	+ in %	- in %	Total	on Goal	% on Goal	Efficiency (%)	scored	Assists	in %	Total	won	in %	Total (min)	in %
7 Best Lena	5	7	24	-17	63.64	36.92	28	19	67.86	10.53	2	2	18.18	24	10	41.67	2	10.00
10 Reck Kisa	5	4	17	-13	36.36	26.15	12	8	66.67	25.00	2	1	18.18	1	0	0.00	2	10.00
5 Baumgarten Pauline	5	4	27	-23	36.36	41.54	14	4	28.57	25.00	1	2	9.09	1	0	0.00	2	10.00
12 Beppler-Alt Theresa	5	7	21	-14	63.64	32.31	24	9	37.50	11.11	1	2	9.09	1	1	100.00	2	10.00
13 Hönicke Laura	4	3	12	-9	27.27	18.46	11	6	54.55	33.33	2	0	18.18	4	1	25.00	2	10.00
11 Jürgens Winona	5	2	21	-19	18.18	32.31	2	1	50.00	100.00	1	0	9.09	0	0	0.00	0	0.00
21 Schulz Jessica	5	2	19	-17	18.18	29.23	3	1	33.33	100.00	1	0	9.09	1	0	0.00	0	0.00
4 Kürth Alexandra	5	1	12	-11	9.09	18.46	2	2	100.00	50.00	1	0	9.09	0	0	0.00	0	0.00
18 Kleerbaum Randi	5	7	20	-13	63.64	30.77	18	7	38.89	0.00	0	1	0.00	13	2	15.38	0	0.00
23 Gerdes Andrea	5	2	26	-24	18.18	40.00	7	2	28.57	0.00	0	1	0.00	26	7	26.92	6	30.00
9 Jensen Ina	5	4	24	-20	36.36	36.92	1	1	100.00	0.00	0	0	0.00	4	2	50.00	2	10.00
15 Bröker Elena	4	1	9	-8	9.09	13.85	5	0	0.00	0.00	0	0	0.00	8	1	12.50	0	0.00
17 Kunigk Ellen	4	0	6	-6	0.00	9.23	1	1	100.00	0.00	0	0	0.00	0	0	0.00	0	0.00
20 Holst Alena	5	6	24	-18	54.55	36.92	9	5	55.56	0.00	0	0	0.00	0	0	0.00	2	10.00
24 Strahl Frederike	5	0	9	-9	0.00	13.85	2	2	100.00	0.00	0	0	0.00	11	1	9.09	0	0.00
31 Diesener Julia	5	3	21	-18	27.27	32.31	4	0	0.00	0.00	0	0	0.00	1	0	0.00	0	0.00
44 Böttrich Elena	5	1	14	-13	9.09	21.54	5	5	100.00	0.00	0	0	0.00	0	0	0.00	0	0.00
99 Benndorf Carla	5	1	16	-15	9.09	24.62	2	0	0.00	0.00	0	0	0.00	0	0	0.00	0	0.00
							150	73	48.67	15.07				95	25	26.32	20	

Event Statistics



Germany

bar	0	0.00 %	bar	0	0.00 %	bar	0	0.00 %
blocked	0	0.00 %	blocked	1	6.67 %	blocked	0	0.00 %
missed	0	0.00 %	missed	1	6.67 %	missed	0	0.00 %
on goal	0	0.00 %	on goal	13	86.67 %	on goal	1	100.00 %
Shots	0	0.00 %	Shots	15	10.00 %	Shots	1	0.67 %
Scores	0	0.00 %	Scores	4	36.36 %	Scores	0	0.00 %

bar	0	0.00 %	bar	2	5.41 %	bar	2	10.53 %
blocked	3	15.79 %	blocked	5	13.51 %	blocked	2	10.53 %
missed	7	36.84 %	missed	7	18.92 %	missed	7	36.84 %
on goal	9	47.37 %	on goal	23	62.16 %	on goal	8	42.11 %
Shots	19	12.67 %	Shots	37	24.67 %	Shots	19	12.67 %
Scores	1	9.09 %	Scores	4	36.36 %	Scores	1	9.09 %

bar	0	0.00 %	bar	0	0.00 %	bar	0	0.00 %
missed	3	13.64 %	missed	5	18.52 %	on goal	1	10.00 %
on goal	6	27.27 %	blocked	10	37.04 %	missed	3	30.00 %
blocked	13	59.09 %	on goal	12	44.44 %	blocked	6	60.00 %
Shots	22	14.67 %	Shots	27	18.00 %	Shots	10	6.67 %
Scores	0	0.00 %	Scores	1	9.09 %	Scores	0	0.00 %

bar	4	2.67 %
missed	33	22.00 %
blocked	40	26.67 %
on goal	73	48.67 %
Shots	150	
Scores	11	

Total on Goal	0	Total on Goal	13	Total on Goal	1
Total Shots	0	Total Shots	15	Total Shots	1
Total Scores	0	Total Scores	4	Total Scores	0
Precision	NaN	Precision	86.67 %	Precision	100.00 %
Efficiency	NaN	Efficiency	30.77 %	Efficiency	0.00 %

Total on Goal	9	Total on Goal	23	Total on Goal	8
Total Shots	19	Total Shots	37	Total Shots	19
Total Scores	1	Total Scores	4	Total Scores	1
Precision	47.37 %	Precision	62.16 %	Precision	42.11 %
Efficiency	11.11 %	Efficiency	17.39 %	Efficiency	12.50 %

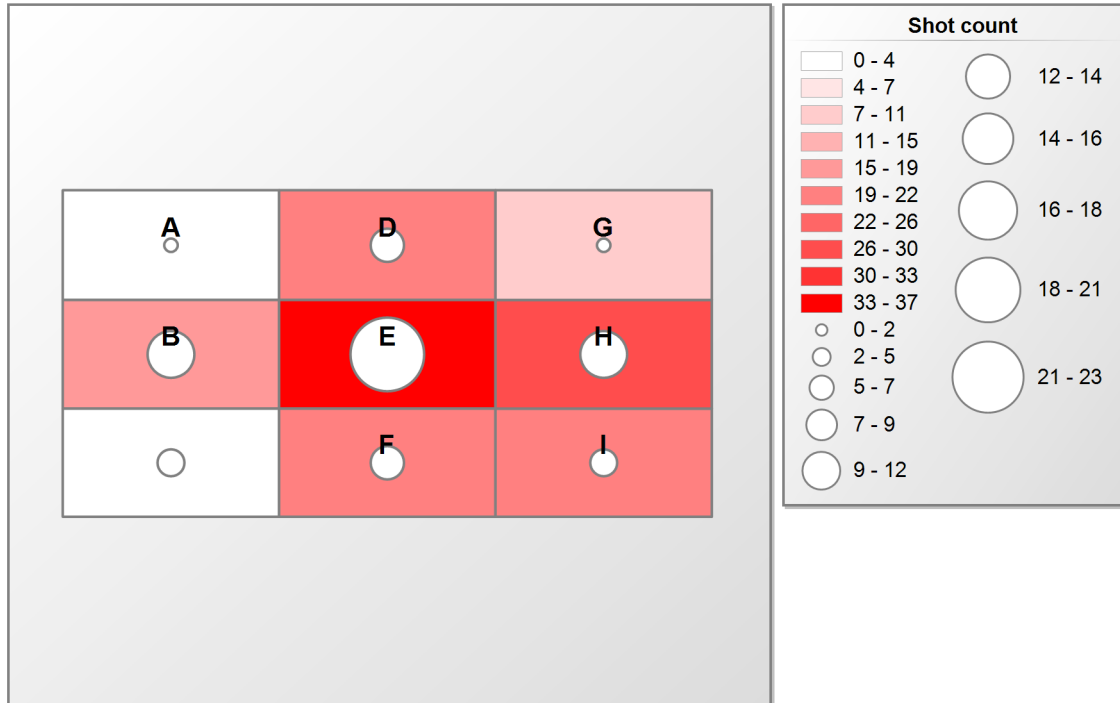
Total on Goal	6	Total on Goal	12	Total on Goal	1
Total Shots	22	Total Shots	27	Total Shots	10
Total Scores	0	Total Scores	1	Total Scores	0
Precision	27.27 %	Precision	44.44 %	Precision	10.00 %
Efficiency	0.00 %	Efficiency	8.33 %	Efficiency	0.00 %

Total on Goal	73
Total Shots	150
Total Scores	11
Precision	48.67 %
Efficiency	15.07 %

Event Statistics



Short distribution and shots on goal



Zone (Fields)	A	B	D	E	F	G	H	I	Total
Total	1	15	19	37	19	10	27	22	150
on Goal (Circles)	1	13	8	23	9	1	12	6	73

Event Statistics

Player Statistic			Games	Shots				Goals			Scorer points		Bullies			Penalties	
	Player	Team	played	Total	on Goal	% on Goal	Efficiency (%)	scored	Assists	in %	Total	pt./game	Total	won	in %	Total (min)	in %
1.	Wijk Anna (5)	SWE	4	27	16	59.26	25.00	4	18	0.87	22	5.50	25	17	68.00	0	0.00
2.	Kauppi Oona (27)	FIN	4	45	24	53.33	50.00	12	4	2.60	16	4.00	2	1	50.00	0	0.00
3.	Joelsson Sofia (12)	SWE	4	47	18	38.30	61.11	11	5	2.39	16	4.00	12	7	58.33	2	0.92
4.	Hansen Rikke I. (2)	NOR	6	49	29	59.18	24.14	7	9	1.52	16	2.67	8	3	37.50	0	0.00
5.	Kauppi Veera (28)	FIN	3	42	18	42.86	27.78	5	10	1.08	15	5.00	12	8	66.67	0	0.00
6.	Ratajová Denisa (24)	CZE	4	51	25	49.02	24.00	6	8	1.30	14	3.50	3	0	0.00	2	0.92
7.	Hudáková Paulína (30)	SVK	5	42	11	26.19	54.55	6	8	1.30	14	2.80	4	1	25.00	0	0.00
8.	Tongkham Thanapom (69)	THA	5	55	29	52.73	34.48	10	3	2.17	13	2.60	25	14	56.00	2	0.92
9.	Di Nardo Cecilia (23)	DNK	6	38	15	39.47	60.00	9	4	1.95	13	2.17	40	25	62.50	0	0.00
10.	Wibron Emelie (26)	SWE	4	66	31	46.97	25.81	8	5	1.74	13	3.25	5	0	0.00	0	0.00
11.	Häggström Marie (8)	USA	5	58	26	44.83	30.77	8	5	1.74	13	2.60	39	24	61.54	0	0.00
12.	Steen Sara (27)	SWE	4	31	19	61.29	31.58	6	6	1.30	12	3.00	0	0	0.00	0	0.00
13.	Tschöp Moa (14)	SWE	4	41	15	36.59	46.67	7	4	1.52	11	2.75	2	0	0.00	0	0.00
14.	Hodges Blaise (10)	AUS	6	53	19	35.85	36.84	7	4	1.52	11	1.83	3	1	33.33	0	0.00
15.	Martináková Natálie (15)	CZE	4	16	6	37.50	50.00	3	8	0.65	11	2.75	17	10	58.82	2	0.92
16.	Gustafsson Moa (16)	SWE	3	22	11	50.00	63.64	7	2	1.52	9	3.00	0	0	0.00	4	1.83
17.	Hultgren Johanna (11)	SWE	4	35	13	37.14	53.85	7	2	1.52	9	2.25	1	0	0.00	0	0.00
18.	Boberg Stephanie (10)	SWE	4	44	22	50.00	31.82	7	2	1.52	9	2.25	10	8	80.00	2	0.92
19.	Rüttimann Corin (21)	SUI	4	49	25	51.02	28.00	7	2	1.52	9	2.25	23	19	82.61	0	0.00
20.	Šponiarová Michaela (48)	SVK	5	37	15	40.54	40.00	6	3	1.30	9	1.80	0	0	0.00	0	0.00
21.	Urbánková Tereza (16)	CZE	4	33	15	45.45	33.33	5	4	1.08	9	2.25	0	0	0.00	0	0.00
22.	Gaugere Laura (55)	LVA	5	23	16	69.57	31.25	5	4	1.08	9	1.80	25	6	24.00	0	0.00
23.	Suter Julia (9)	SUI	4	14	8	57.14	37.50	3	6	0.65	9	2.25	1	0	0.00	0	0.00
24.	Mlejnkova Michaela (13)	CZE	4	19	11	57.89	63.64	7	1	1.52	8	2.00	0	0	0.00	0	0.00
25.	Shimizu Mahiro (8)	JPN	5	24	12	50.00	58.33	7	1	1.52	8	1.60	0	0	0.00	0	0.00
26.	Krzywak Justyna (69)	POL	5	45	21	46.67	33.33	7	1	1.52	8	1.60	29	13	44.83	0	0.00
27.	Řepková Martina (21)	CZE	4	30	13	43.33	46.15	6	2	1.30	8	2.00	0	0	0.00	0	0.00
28.	Wiki Michelle (6)	SUI	4	37	21	56.76	28.57	6	2	1.30	8	2.00	1	1	100.00	0	0.00
29.	Kütisaar Kati (22)	EST	5	60	20	33.33	30.00	6	2	1.30	8	1.60	30	17	56.67	0	0.00
30.	Buczek Dominika (8)	POL	5	31	16	51.61	25.00	4	4	0.87	8	1.60	24	16	66.67	4	1.83
31.	Grapena Simona (41)	LVA	5	38	23	60.53	17.39	4	4	0.87	8	1.60	2	1	50.00	0	0.00

Event Statistics

Player Statistic			Games	Shots				Goals			Scorer points		Bullies			Penalties	
	Player	Team	played	Total	on Goal	% on Goal	Efficiency (%)	scored	Assists	in %	Total	pt./game	Total	won	in %	Total (min)	in %
32.	Marti Flurina (24)	SUI	4	15	7	46.67	42.86	3	5	0.65	8	2.00	0	0	0.00	0	0.00
33.	Fjellstedt Cornelia (17)	SWE	4	23	9	39.13	22.22	2	6	0.43	8	2.00	18	17	94.44	0	0.00
34.	Karjalainen Mia (12)	FIN	4	14	6	42.86	66.67	4	3	0.87	7	1.75	0	0	0.00	0	0.00
35.	Krupnová Eliška (5)	CZE	4	29	13	44.83	30.77	4	3	0.87	7	1.75	35	23	65.71	0	0.00
36.	Delagdo Johansson Amanda (33)	SWE	4	37	19	51.35	21.05	4	3	0.87	7	1.75	0	0	0.00	0	0.00
37.	Gerig Isabelle (17)	SUI	4	20	9	45.00	33.33	3	4	0.65	7	1.75	0	0	0.00	0	0.00
38.	Lindström Victoria (3)	USA	5	26	15	57.69	20.00	3	4	0.65	7	1.40	0	0	0.00	0	0.00
39.	Rasmussen Ellen (8)	SWE	4	10	6	60.00	33.33	2	5	0.43	7	1.75	4	3	75.00	0	0.00
40.	Fjorder Klara (5)	DNK	6	35	12	34.29	50.00	6	0	1.30	6	1.00	2	1	50.00	0	0.00
41.	Kapcová Nela (27)	CZE	4	10	6	60.00	83.33	5	1	1.08	6	1.50	0	0	0.00	0	0.00
42.	Hudáková Kristína (88)	SVK	5	22	6	27.27	83.33	5	1	1.08	6	1.20	0	0	0.00	2	0.92
43.	Kristiansen Sofie (25)	NOR	6	25	9	36.00	55.56	5	1	1.08	6	1.00	17	15	88.24	2	0.92
44.	Rogala Katarzyna (6)	POL	5	20	10	50.00	40.00	4	2	0.87	6	1.20	1	0	0.00	0	0.00
45.	Kuiraphanew Lalita (2)	THA	5	39	10	25.64	30.00	3	3	0.65	6	1.20	3	0	0.00	0	0.00
46.	Gämperli Andrea (5)	SUI	4	22	10	45.45	20.00	2	4	0.43	6	1.50	21	16	76.19	0	0.00
47.	Lim Mindy (6)	SGP	6	40	19	47.50	10.53	2	4	0.43	6	1.00	0	0	0.00	0	0.00
48.	Bočanová Adéla (23)	CZE	4	14	5	35.71	20.00	1	5	0.22	6	1.50	4	0	0.00	2	0.92
49.	Manninen Laura (11)	FIN	4	15	6	40.00	16.67	1	5	0.22	6	1.50	0	0	0.00	0	0.00
50.	Staib Alexandra (24)	AUS	6	12	6	50.00	0.00	0	6	0.00	6	1.00	4	4	100.00	0	0.00
51.	Yeap Amanda (22)	SGP	6	28	18	64.29	27.78	5	0	1.08	5	0.83	33	11	33.33	2	0.92
52.	Christensen Matilde (2)	DNK	6	60	20	33.33	25.00	5	0	1.08	5	0.83	7	4	57.14	0	0.00
53.	Leino Sofia (96)	FIN	4	15	8	53.33	50.00	4	1	0.87	5	1.25	7	3	42.86	0	0.00
54.	Birks Jessica (77)	AUS	6	28	10	35.71	40.00	4	1	0.87	5	0.83	33	15	45.45	0	0.00
55.	Vallenius Mia (20)	FIN	4	8	5	62.50	60.00	3	2	0.65	5	1.25	0	0	0.00	0	0.00
56.	Plášková Magdaléna (18)	CZE	4	20	6	30.00	50.00	3	2	0.65	5	1.25	18	11	61.11	0	0.00
57.	Pavlovska Elizabete (23)	LVA	5	8	5	62.50	60.00	3	2	0.65	5	1.00	0	0	0.00	2	0.92
58.	Kippilä My (80)	FIN	3	12	3	25.00	66.67	2	3	0.43	5	1.67	6	4	66.67	0	0.00
59.	Ulber Seraina (22)	SUI	4	18	6	33.33	16.67	1	4	0.22	5	1.25	8	4	50.00	0	0.00
60.	Lunde Emma (21)	NOR	6	25	9	36.00	11.11	1	4	0.22	5	0.83	17	13	76.47	0	0.00
61.	Sørensen Kristine Møller (26)	DNK	6	17	7	41.18	0.00	0	5	0.00	5	0.83	21	9	42.86	2	0.92

Event Statistics

Player Statistic			Games	Shots				Goals			Scorer points		Bullies			Penalties	
	Player	Team	played	Total	on Goal	% on Goal	Efficiency (%)	scored	Assists	in %	Total	pt./game	Total	won	in %	Total (min)	in %
62.	Voldby Lina (12)	DNK	6	8	5	62.50	80.00	4	0	0.87	4	0.67	1	0	0.00	2	0.92
63.	Bartrim Amanda (22)	AUS	6	28	11	39.29	36.36	4	0	0.87	4	0.67	1	1	100.00	0	0.00
64.	Granstedt Alice (21)	SWE	4	28	17	60.71	23.53	4	0	0.87	4	1.00	4	3	75.00	0	0.00
65.	Lindberg Christine (25)	USA	5	24	8	33.33	37.50	3	1	0.65	4	0.80	4	3	75.00	2	0.92
66.	Gundersen Marie (19)	NOR	6	21	7	33.33	42.86	3	1	0.65	4	0.67	3	2	66.67	0	0.00
67.	Khairul Anuar Siti Nurhaliza (8)	SGP	6	36	10	27.78	30.00	3	1	0.65	4	0.67	15	7	46.67	4	1.83
68.	Ong Jerelee (9)	SGP	6	18	10	55.56	30.00	3	1	0.65	4	0.67	2	0	0.00	0	0.00
69.	Zwinggi Katrin (61)	SUI	4	25	6	24.00	33.33	2	2	0.43	4	1.00	1	1	100.00	0	0.00
70.	Reinhard Nadia (15)	SUI	4	13	7	53.85	28.57	2	2	0.43	4	1.00	0	0	0.00	0	0.00
71.	Scheidegger Margrit (18)	SUI	4	29	14	48.28	14.29	2	2	0.43	4	1.00	0	0	0.00	0	0.00
72.	Jiráková Nela (9)	CZE	4	40	20	50.00	10.00	2	2	0.43	4	1.00	0	0	0.00	0	0.00
73.	Phalaruk Suthasinee (18)	THA	5	28	11	39.29	18.18	2	2	0.43	4	0.80	1	0	0.00	0	0.00
74.	Johansson Nelly Felicia (8)	THA	5	30	14	46.67	14.29	2	2	0.43	4	0.80	0	0	0.00	0	0.00
75.	Best Lena (7)	GER	5	28	19	67.86	10.53	2	2	0.43	4	0.80	24	10	41.67	2	0.92
76.	Rickberg Kristi (6)	EST	5	2	2	100.00	50.00	1	3	0.22	4	0.80	0	0	0.00	0	0.00
77.	Syrjaenen Alisa Annika (9)	THA	5	18	10	55.56	10.00	1	3	0.22	4	0.80	3	1	33.33	0	0.00
78.	Goto Yui (3)	JPN	5	30	13	43.33	7.69	1	3	0.22	4	0.80	21	11	52.38	2	0.92
79.	Vistisen Emma (10)	DNK	6	16	7	43.75	14.29	1	3	0.22	4	0.67	0	0	0.00	0	0.00
80.	Damm Jasmin (7)	DNK	6	40	16	40.00	6.25	1	3	0.22	4	0.67	0	0	0.00	0	0.00
81.	Grønbech Helle (18)	DNK	6	15	9	60.00	0.00	0	4	0.00	4	0.67	0	0	0.00	2	0.92
82.	Piispa Sara (3)	FIN	4	9	6	66.67	50.00	3	0	0.65	3	0.75	7	5	71.43	0	0.00
83.	Skene Yasmin (28)	AUS	6	18	7	38.89	42.86	3	0	0.65	3	0.50	1	0	0.00	6	2.75
84.	Takahashi Yui (10)	JPN	5	21	10	47.62	30.00	3	0	0.65	3	0.60	3	0	0.00	0	0.00
85.	Pärnik Edith (7)	EST	5	41	18	43.90	16.67	3	0	0.65	3	0.60	2	1	50.00	0	0.00
86.	Aggestål Myra (22)	SWE	4	6	3	50.00	66.67	2	1	0.43	3	0.75	16	13	81.25	0	0.00
87.	Mischler Brigitte (8)	SUI	4	11	4	36.36	50.00	2	1	0.43	3	0.75	1	1	100.00	2	0.92
88.	Rydfjäll Iza (23)	SWE	4	12	8	66.67	25.00	2	1	0.43	3	0.75	0	0	0.00	0	0.00
89.	Luih Liina (21)	EST	5	22	3	13.64	66.67	2	1	0.43	3	0.60	1	0	0.00	0	0.00
90.	Klinsrisuk Soraya (29)	THA	5	12	3	25.00	66.67	2	1	0.43	3	0.60	1	0	0.00	0	0.00
91.	Kopel Kristel (76)	EST	5	17	4	23.53	50.00	2	1	0.43	3	0.60	1	1	100.00	2	0.92
92.	Ďuríková Alžbeta (2)	SVK	5	16	6	37.50	33.33	2	1	0.43	3	0.60	0	0	0.00	2	0.92

Event Statistics

Player Statistic			Games	Shots				Goals			Scorer points		Bullies			Penalties	
	Player	Team	played	Total	on Goal	% on Goal	Efficiency (%)	scored	Assists	in %	Total	pt./game	Total	won	in %	Total (min)	in %
93.	Reck Kisa (10)	GER	5	12	8	66.67	25.00	2	1	0.43	3	0.60	1	0	0.00	2	0.92
94.	Rozite Julija (16)	LVA	5	14	8	57.14	25.00	2	1	0.43	3	0.60	1	0	0.00	0	0.00
95.	Ferenčíková Denisa (10)	SVK	5	21	8	38.10	25.00	2	1	0.43	3	0.60	45	29	64.44	2	0.92
96.	Zagórska Malwina (83)	POL	5	23	9	39.13	22.22	2	1	0.43	3	0.60	2	1	50.00	0	0.00
97.	Sugaya Miku (20)	JPN	5	20	12	60.00	16.67	2	1	0.43	3	0.60	0	0	0.00	0	0.00
98.	Niskanen Vera (30)	USA	5	18	12	66.67	16.67	2	1	0.43	3	0.60	1	0	0.00	0	0.00
99.	Olausson Maria (33)	DNK	6	10	5	50.00	40.00	2	1	0.43	3	0.50	2	0	0.00	2	0.92
100.	Spichiger Nathalie (26)	SUI	4	7	2	28.57	50.00	1	2	0.22	3	0.75	0	0	0.00	0	0.00
101.	Krantz Isabell (44)	SWE	4	19	2	10.53	50.00	1	2	0.22	3	0.75	0	0	0.00	4	1.83
102.	Hanzlíková Tereza (7)	CZE	4	3	3	100.00	33.33	1	2	0.22	3	0.75	0	0	0.00	0	0.00
103.	Sundberg Ida (24)	SWE	4	8	3	37.50	33.33	1	2	0.22	3	0.75	0	0	0.00	0	0.00
104.	Hämäläinen Suvi (10)	FIN	4	31	9	29.03	11.11	1	2	0.22	3	0.75	1	0	0.00	0	0.00
105.	Saario Jenna (89)	FIN	4	14	10	71.43	10.00	1	2	0.22	3	0.75	18	4	22.22	0	0.00
106.	Baumgarten Pauline (5)	GER	5	14	4	28.57	25.00	1	2	0.22	3	0.60	1	0	0.00	2	0.92
107.	Szelzchen Klaudia (18)	POL	5	12	4	33.33	25.00	1	2	0.22	3	0.60	0	0	0.00	0	0.00
108.	Väärt Reti (16)	EST	5	15	7	46.67	14.29	1	2	0.22	3	0.60	7	5	71.43	0	0.00
109.	Grossová Viktória (73)	SVK	5	16	8	50.00	12.50	1	2	0.22	3	0.60	7	2	28.57	0	0.00
110.	Süvari Merli (11)	EST	5	27	9	33.33	11.11	1	2	0.22	3	0.60	6	1	16.67	0	0.00
111.	Beppler-Alt Theresa (12)	GER	5	24	9	37.50	11.11	1	2	0.22	3	0.60	1	1	100.00	2	0.92
112.	Tan Jowie (16)	SGP	6	14	4	28.57	25.00	1	2	0.22	3	0.50	17	7	41.18	2	0.92
113.	Andersen Katrine Kamman (6)	DNK	6	10	5	50.00	20.00	1	2	0.22	3	0.50	0	0	0.00	4	1.83
114.	Simonsen Martine (5)	NOR	6	21	8	38.10	12.50	1	2	0.22	3	0.50	0	0	0.00	2	0.92
115.	Holm Hildegun (11)	NOR	6	18	12	66.67	8.33	1	2	0.22	3	0.50	0	0	0.00	0	0.00
116.	Yeo Shannon (36)	SGP	6	27	13	48.15	7.69	1	2	0.22	3	0.50	1	0	0.00	2	0.92
117.	Poh Debbie (39)	SGP	6	39	13	33.33	7.69	1	2	0.22	3	0.50	1	1	100.00	0	0.00
118.	Koničková Hana (12)	CZE	4	12	2	16.67	0.00	0	3	0.00	3	0.75	1	1	100.00	0	0.00
119.	Molin Klara (18)	SWE	4	19	4	21.05	0.00	0	3	0.00	3	0.75	0	0	0.00	2	0.92
120.	Sugaya Hitomi (16)	JPN	5	14	4	28.57	0.00	0	3	0.00	3	0.60	13	5	38.46	0	0.00
121.	Noga Weronika (44)	POL	5	6	2	33.33	0.00	0	3	0.00	3	0.60	2	1	50.00	0	0.00
122.	Krzywak Zuzanna (77)	POL	5	16	2	12.50	0.00	0	3	0.00	3	0.60	8	1	12.50	4	1.83
123.	Hausman Jenna (11)	USA	5	10	2	20.00	0.00	0	3	0.00	3	0.60	0	0	0.00	2	0.92

Event Statistics

Player Statistic			Games	Shots				Goals			Scorer points		Bullies			Penalties	
	Player	Team	played	Total	on Goal	% on Goal	Efficiency (%)	scored	Assists	in %	Total	pt./game	Total	won	in %	Total (min)	in %
124.	Meyer Tara (34)	AUS	6	40	8	20.00	0.00	0	3	0.00	3	0.50	0	0	0.00	2	0.92
125.	Miller Janelle (42)	AUS	6	11	2	18.18	0.00	0	3	0.00	3	0.50	1	0	0.00	0	0.00
126.	Mørup Tanja (27)	DNK	6	10	4	40.00	0.00	0	3	0.00	3	0.50	1	1	100.00	0	0.00
127.	Ong Hui Hui (51)	SGP	6	40	15	37.50	0.00	0	3	0.00	3	0.50	1	1	100.00	0	0.00
128.	Homi Johanna (18)	FIN	4	9	3	33.33	66.67	2	0	0.43	2	0.50	0	0	0.00	0	0.00
129.	Rød Heidi (28)	NOR	6	9	4	44.44	50.00	2	0	0.43	2	0.33	0	0	0.00	2	0.92
130.	Hintermann Mirjam (4)	SUI	4	5	4	80.00	50.00	2	0	0.43	2	0.50	0	0	0.00	0	0.00
131.	Craig Sandra (24)	NOR	6	16	5	31.25	40.00	2	0	0.43	2	0.33	0	0	0.00	2	0.92
132.	Kebsomrong Rungnapa (17)	THA	5	6	5	83.33	40.00	2	0	0.43	2	0.40	19	4	21.05	0	0.00
133.	Prasanpim Manassaree (41)	THA	5	9	5	55.56	40.00	2	0	0.43	2	0.40	1	0	0.00	0	0.00
134.	Johansson Selma (57)	USA	5	22	5	22.73	40.00	2	0	0.43	2	0.40	22	10	45.45	0	0.00
135.	Hönicke Laura (13)	GER	4	11	6	54.55	33.33	2	0	0.43	2	0.50	4	1	25.00	2	0.92
136.	Timek-Dziadkowiec Agnieszka (37)	POL	5	9	6	66.67	33.33	2	0	0.43	2	0.40	1	1	100.00	2	0.92
137.	Klavan Diana (15)	EST	5	26	11	42.31	18.18	2	0	0.43	2	0.40	6	4	66.67	0	0.00
138.	Margetts Carolyn (29)	AUS	6	30	12	40.00	16.67	2	0	0.43	2	0.33	22	9	40.91	6	2.75
139.	Dagestad Eline (20)	NOR	6	28	12	42.86	16.67	2	0	0.43	2	0.33	0	0	0.00	4	1.83
140.	Yee Yun Shawn (14)	SGP	6	26	12	46.15	16.67	2	0	0.43	2	0.33	2	1	50.00	0	0.00
141.	Šupáková Ivana (22)	CZE	4	14	2	14.29	50.00	1	1	0.22	2	0.50	1	1	100.00	0	0.00
142.	Liechti Lisa (32)	SUI	4	8	2	25.00	50.00	1	1	0.22	2	0.50	0	0	0.00	2	0.92
143.	Beránková Vendula (10)	CZE	4	16	4	25.00	25.00	1	1	0.22	2	0.50	0	0	0.00	0	0.00
144.	Saarikoski Milja-Maria (87)	FIN	4	9	5	55.56	20.00	1	1	0.22	2	0.50	6	4	66.67	0	0.00
145.	Nieminen Sanni (6)	FIN	4	19	10	52.63	10.00	1	1	0.22	2	0.50	0	0	0.00	0	0.00
146.	Kostal Andrea (98)	USA	5	13	6	46.15	16.67	1	1	0.22	2	0.40	2	1	50.00	0	0.00
147.	Ankudinova Anna (95)	LVA	5	11	7	63.64	14.29	1	1	0.22	2	0.40	8	3	37.50	0	0.00
148.	Hall Martina (7)	NOR	6	15	2	13.33	50.00	1	1	0.22	2	0.33	1	0	0.00	2	0.92
149.	Wolf Marie (10)	NOR	6	14	6	42.86	16.67	1	1	0.22	2	0.33	0	0	0.00	2	0.92
150.	Benkø Lene (8)	NOR	6	23	7	30.43	14.29	1	1	0.22	2	0.33	1	0	0.00	2	0.92
151.	Wee Natalia (19)	SGP	6	19	8	42.11	12.50	1	1	0.22	2	0.33	1	1	100.00	2	0.92
152.	Chu Lina (24)	SGP	6	14	8	57.14	12.50	1	1	0.22	2	0.33	1	1	100.00	0	0.00
153.	Kubečková Michaela (4)	CZE	3	6	1	16.67	0.00	0	2	0.00	2	0.67	2	1	50.00	0	0.00
154.	Höynälä Meri-Helmi (13)	FIN	4	10	6	60.00	0.00	0	2	0.00	2	0.50	10	6	60.00	0	0.00

Event Statistics

Player Statistic			Games	Shots				Goals			Scorer points		Bullies			Penalties	
	Player	Team	played	Total	on Goal	% on Goal	Efficiency (%)	scored	Assists	in %	Total	pt./game	Total	won	in %	Total (min)	in %
155.	Carlsson Lisa (20)	SWE	4	13	6	46.15	0.00	0	2	0.00	2	0.50	0	0	0.00	2	0.92
156.	Loid Kati (4)	EST	5	18	5	27.78	0.00	0	2	0.00	2	0.40	1	0	0.00	0	0.00
157.	Terasmaa Meelike (19)	EST	5	8	2	25.00	0.00	0	2	0.00	2	0.40	0	0	0.00	0	0.00
158.	Morinaga Shiho (21)	JPN	5	6	1	16.67	0.00	0	2	0.00	2	0.40	0	0	0.00	0	0.00
159.	Mikova Liba Daija (8)	LVA	5	4	2	50.00	0.00	0	2	0.00	2	0.40	0	0	0.00	0	0.00
160.	Šidlová Andrea (22)	SVK	5	3	0	0.00	0.00	0	2	0.00	2	0.40	3	1	33.33	0	0.00
161.	Mørch Martina (13)	DNK	6	5	3	60.00	0.00	0	2	0.00	2	0.33	0	0	0.00	4	1.83
162.	Yeo Xuan (3)	SGP	6	13	3	23.08	0.00	0	2	0.00	2	0.33	0	0	0.00	0	0.00
163.	Jürgens Winona (11)	GER	5	2	1	50.00	100.00	1	0	0.22	1	0.20	0	0	0.00	0	0.00
164.	Schulz Jessica (21)	GER	5	3	1	33.33	100.00	1	0	0.22	1	0.20	1	0	0.00	0	0.00
165.	Sundström Ella (21)	FIN	4	8	2	25.00	50.00	1	0	0.22	1	0.25	5	1	20.00	0	0.00
166.	Kürth Alexandra (4)	GER	5	2	2	100.00	50.00	1	0	0.22	1	0.20	0	0	0.00	0	0.00
167.	Martinjekaba Klinta (11)	LVA	5	9	2	22.22	50.00	1	0	0.22	1	0.20	0	0	0.00	2	0.92
168.	Metala Paula (88)	LVA	5	2	2	100.00	50.00	1	0	0.22	1	0.20	4	1	25.00	0	0.00
169.	Stella Tanja (12)	SUI	4	7	2	28.57	50.00	1	0	0.22	1	0.25	0	0	0.00	2	0.92
170.	Wohlert Victoria (4)	DNK	6	3	3	100.00	33.33	1	0	0.22	1	0.17	1	0	0.00	0	0.00
171.	Jørgensen Simone (20)	DNK	5	8	3	37.50	33.33	1	0	0.22	1	0.20	0	0	0.00	0	0.00
172.	Kubo Midori (6)	JPN	5	6	3	50.00	33.33	1	0	0.22	1	0.20	2	1	50.00	2	0.92
173.	Ong Swee Ling (29)	SGP	6	11	3	27.27	33.33	1	0	0.22	1	0.17	0	0	0.00	2	0.92
174.	Gerecke Saskia (71)	USA	5	7	3	42.86	33.33	1	0	0.22	1	0.20	11	6	54.55	0	0.00
175.	Lampinen Inka (32)	FIN	4	4	4	100.00	25.00	1	0	0.22	1	0.25	0	0	0.00	0	0.00
176.	Shibata Fuka (7)	JPN	5	7	4	57.14	25.00	1	0	0.22	1	0.20	10	4	40.00	0	0.00
177.	Paloncyová Kamila (20)	CZE	4	23	5	21.74	20.00	1	0	0.22	1	0.25	1	1	100.00	0	0.00
178.	Gredig Chiara (96)	SUI	4	10	5	50.00	20.00	1	0	0.22	1	0.25	0	0	0.00	0	0.00
179.	Ong Tiffany (77)	SGP	6	17	6	35.29	16.67	1	0	0.22	1	0.17	4	1	25.00	0	0.00
180.	Rossier Géraldine (88)	SUI	4	16	6	37.50	16.67	1	0	0.22	1	0.25	8	4	50.00	0	0.00
181.	Belicová Kristína (71)	SVK	5	13	6	46.15	16.67	1	0	0.22	1	0.20	18	7	38.89	2	0.92
182.	Ojala Helen (27)	EST	5	17	9	52.94	11.11	1	0	0.22	1	0.20	10	4	40.00	4	1.83
183.	Matisone Paula (13)	LVA	5	11	9	81.82	11.11	1	0	0.22	1	0.20	0	0	0.00	4	1.83
184.	Plechán Agata (13)	POL	5	25	10	40.00	10.00	1	0	0.22	1	0.20	0	0	0.00	0	0.00
185.	Lok Michelle (66)	SGP	6	24	12	50.00	8.33	1	0	0.22	1	0.17	3	0	0.00	0	0.00

Event Statistics

Player Statistic			Games	Shots				Goals			Scorer points		Bullies			Penalties	
	Player	Team	played	Total	on Goal	% on Goal	Efficiency (%)	scored	Assists	in %	Total	pt./game	Total	won	in %	Total (min)	in %
186.	Kivirand Katrin (9)	EST	5	8	2	25.00	0.00	0	1	0.00	1	0.20	1	0	0.00	2	0.92
187.	Kleerbaum Randi (18)	GER	5	18	7	38.89	0.00	0	1	0.00	1	0.20	13	2	15.38	0	0.00
188.	Gerdas Andrea (23)	GER	5	7	2	28.57	0.00	0	1	0.00	1	0.20	26	7	26.92	6	2.75
189.	Goto Rei (13)	JPN	5	3	0	0.00	0.00	0	1	0.00	1	0.20	0	0	0.00	0	0.00
190.	Naoi Natsumi (14)	JPN	5	14	7	50.00	0.00	0	1	0.00	1	0.20	0	0	0.00	0	0.00
191.	Sasaki Amane (17)	JPN	5	0	0	0.00	0.00	0	1	0.00	1	0.20	0	0	0.00	0	0.00
192.	Berzina Samanta (6)	LVA	5	6	1	16.67	0.00	0	1	0.00	1	0.20	0	0	0.00	4	1.83
193.	Vancane Liga (15)	LVA	5	6	3	50.00	0.00	0	1	0.00	1	0.20	1	0	0.00	0	0.00
194.	Ametere Inga (22)	LVA	5	3	3	100.00	0.00	0	1	0.00	1	0.20	1	0	0.00	0	0.00
195.	Marek Magdalena (19)	POL	5	12	5	41.67	0.00	0	1	0.00	1	0.20	0	0	0.00	0	0.00
196.	Trošková Jana (26)	SVK	5	8	4	50.00	0.00	0	1	0.00	1	0.20	13	1	7.69	0	0.00
197.	Nakpolkrung Kanyanat (4)	THA	5	10	0	0.00	0.00	0	1	0.00	1	0.20	0	0	0.00	0	0.00
198.	Duangporn Thararat (5)	THA	5	14	1	7.14	0.00	0	1	0.00	1	0.20	0	0	0.00	2	0.92
199.	Suppa Nina Marianne (10)	THA	5	17	7	41.18	0.00	0	1	0.00	1	0.20	19	4	21.05	0	0.00
200.	Ritngam Sukanya (11)	THA	5	17	3	17.65	0.00	0	1	0.00	1	0.20	0	0	0.00	0	0.00
201.	Hansen Natascha (9)	USA	5	14	2	14.29	0.00	0	1	0.00	1	0.20	0	0	0.00	0	0.00
202.	Carlino Lexie (13)	USA	5	8	0	0.00	0.00	0	1	0.00	1	0.20	0	0	0.00	0	0.00
203.	Gerber Tiffany (14)	USA	5	17	6	35.29	0.00	0	1	0.00	1	0.20	0	0	0.00	4	1.83
204.	Burtenshaw Rosemary (13)	AUS	6	5	3	60.00	0.00	0	1	0.00	1	0.17	1	1	100.00	2	0.92
205.	Sørensen Nanna Møller (8)	DNK	6	10	3	30.00	0.00	0	1	0.00	1	0.17	4	4	100.00	0	0.00
206.	Larsen Ditte Søndermølle (11)	DNK	6	0	0	0.00	0.00	0	1	0.00	1	0.17	0	0	0.00	0	0.00
207.	Torp Malene (14)	DNK	6	5	1	20.00	0.00	0	1	0.00	1	0.17	0	0	0.00	0	0.00
208.	Eriksen Kine Hedlund (4)	NOR	6	34	18	52.94	0.00	0	1	0.00	1	0.17	19	15	78.95	2	0.92
209.	Winther Hanne (14)	NOR	6	7	2	28.57	0.00	0	1	0.00	1	0.17	0	0	0.00	2	0.92
210.	Lim Pearlynn (11)	SGP	6	25	13	52.00	0.00	0	1	0.00	1	0.17	2	0	0.00	0	0.00
211.	Hames Tiffany (3)	AUS	6	11	6	54.55	0.00	0	0	0.00	0	0.00	0	0	0.00	0	0.00
212.	Luttrell Abbey (6)	AUS	6	20	7	35.00	0.00	0	0	0.00	0	0.00	15	11	73.33	0	0.00
213.	Newland Isabelle (8)	AUS	6	10	6	60.00	0.00	0	0	0.00	0	0.00	1	0	0.00	2	0.92
214.	Dwyer Vanessa (9)	AUS	6	19	7	36.84	0.00	0	0	0.00	0	0.00	0	0	0.00	2	0.92
215.	Sargeant Mackenzie (11)	AUS	6	13	6	46.15	0.00	0	0	0.00	0	0.00	0	0	0.00	0	0.00
216.	Salter Shannon (23)	AUS	6	9	6	66.67	0.00	0	0	0.00	0	0.00	0	0	0.00	2	0.92

Event Statistics

Player Statistic			Games	Shots				Goals			Scorer points		Bullies			Penalties	
	Player	Team	played	Total	on Goal	% on Goal	Efficiency (%)	scored	Assists	in %	Total	pt./game	Total	won	in %	Total (min)	in %
217.	Kambersky Karolina (81)	AUS	6	7	2	28.57	0.00	0	0	0.00	0	0.00	0	0	0.00	0	0.00
218.	Frantíková Daniela (14)	CZE	4	2	0	0.00	0.00	0	0	0.00	0	0.00	0	0	0.00	0	0.00
219.	Tožičková Gabriela (17)	CZE	3	0	0	0.00	0.00	0	0	0.00	0	0.00	0	0	0.00	0	0.00
220.	Enenkelová Veronika (19)	CZE	1	0	0	0.00	0.00	0	0	0.00	0	0.00	0	0	0.00	0	0.00
221.	Kotzurová Denisa (25)	CZE	4	10	3	30.00	0.00	0	0	0.00	0	0.00	2	0	0.00	0	0.00
222.	Knudsen Eva (24)	DNK	6	5	2	40.00	0.00	0	0	0.00	0	0.00	1	1	100.00	0	0.00
223.	Voog Darja (5)	EST	5	5	0	0.00	0.00	0	0	0.00	0	0.00	0	0	0.00	0	0.00
224.	Alanko Nelli (17)	EST	5	27	11	40.74	0.00	0	0	0.00	0	0.00	1	1	100.00	0	0.00
225.	Puidak Piret (26)	EST	5	2	0	0.00	0.00	0	0	0.00	0	0.00	0	0	0.00	0	0.00
226.	Klavan Jane (51)	EST	5	8	6	75.00	0.00	0	0	0.00	0	0.00	0	0	0.00	0	0.00
227.	Siling Johanna (74)	EST	3	12	2	16.67	0.00	0	0	0.00	0	0.00	0	0	0.00	0	0.00
228.	Arro Pille (93)	EST	5	6	1	16.67	0.00	0	0	0.00	0	0.00	0	0	0.00	0	0.00
229.	Sällström Trine (16)	FIN	4	6	3	50.00	0.00	0	0	0.00	0	0.00	0	0	0.00	0	0.00
230.	Pöllänen Alisa (25)	FIN	3	7	2	28.57	0.00	0	0	0.00	0	0.00	0	0	0.00	0	0.00
231.	Jensen Ina (9)	GER	5	1	1	100.00	0.00	0	0	0.00	0	0.00	4	2	50.00	2	0.92
232.	Bröker Elena (15)	GER	4	5	0	0.00	0.00	0	0	0.00	0	0.00	8	1	12.50	0	0.00
233.	Kunigk Ellen (17)	GER	4	1	1	100.00	0.00	0	0	0.00	0	0.00	0	0	0.00	0	0.00
234.	Holst Alena (20)	GER	5	9	5	55.56	0.00	0	0	0.00	0	0.00	0	0	0.00	2	0.92
235.	Strahl Frederike (24)	GER	5	2	2	100.00	0.00	0	0	0.00	0	0.00	11	1	9.09	0	0.00
236.	Diesener Julia (31)	GER	5	4	0	0.00	0.00	0	0	0.00	0	0.00	1	0	0.00	0	0.00
237.	Böttlich Elena (44)	GER	5	5	5	100.00	0.00	0	0	0.00	0	0.00	0	0	0.00	0	0.00
238.	Benndorf Carla (99)	GER	5	2	0	0.00	0.00	0	0	0.00	0	0.00	0	0	0.00	0	0.00
239.	Tabata Ami (5)	JPN	5	2	0	0.00	0.00	0	0	0.00	0	0.00	0	0	0.00	0	0.00
240.	Shimoyama Momoka (9)	JPN	5	21	5	23.81	0.00	0	0	0.00	0	0.00	0	0	0.00	0	0.00
241.	Yokota Natsumi (15)	JPN	5	9	3	33.33	0.00	0	0	0.00	0	0.00	0	0	0.00	0	0.00
242.	Seto Nagisa (18)	JPN	5	7	3	42.86	0.00	0	0	0.00	0	0.00	1	1	100.00	0	0.00
243.	Berzina Eliza Elizabete (5)	LVA	5	7	3	42.86	0.00	0	0	0.00	0	0.00	25	6	24.00	4	1.83
244.	Eglīte Džeina (7)	LVA	5	8	5	62.50	0.00	0	0	0.00	0	0.00	9	2	22.22	2	0.92
245.	Gravīte Kristiana (12)	LVA	5	1	0	0.00	0.00	0	0	0.00	0	0.00	0	0	0.00	4	1.83
246.	Stapkeviča Mara (20)	LVA	5	1	1	100.00	0.00	0	0	0.00	0	0.00	12	2	16.67	0	0.00
247.	Adamane Madara (21)	LVA	5	4	3	75.00	0.00	0	0	0.00	0	0.00	0	0	0.00	2	0.92

Event Statistics

Player Statistic			Games	Shots				Goals			Scorer points		Bullies			Penalties	
	Player	Team	played	Total	on Goal	% on Goal	Efficiency (%)	scored	Assists	in %	Total	pt./game	Total	won	in %	Total (min)	in %
248.	Garbare Evelina (59)	LVA	5	10	5	50.00	0.00	0	0	0.00	0	0.00	1	0	0.00	0	0.00
249.	Gillberg Lena (3)	NOR	1	0	0	0.00	0.00	0	0	0.00	0	0.00	0	0	0.00	0	0.00
250.	Gidske Julie (9)	NOR	2	1	0	0.00	0.00	0	0	0.00	0	0.00	0	0	0.00	0	0.00
251.	Blekkam Kamilla (12)	NOR	6	1	1	100.00	0.00	0	0	0.00	0	0.00	0	0	0.00	0	0.00
252.	Bakka Julianne Tempelen (15)	NOR	6	5	2	40.00	0.00	0	0	0.00	0	0.00	0	0	0.00	2	0.92
253.	Kristiansen Mari (17)	NOR	6	1	0	0.00	0.00	0	0	0.00	0	0.00	4	0	0.00	0	0.00
254.	Berg Anette M. (18)	NOR	6	25	9	36.00	0.00	0	0	0.00	0	0.00	1	1	100.00	0	0.00
255.	Pudzisz Zuzanna (3)	POL	5	5	1	20.00	0.00	0	0	0.00	0	0.00	0	0	0.00	0	0.00
256.	Szelzchen Joanna (14)	POL	5	4	0	0.00	0.00	0	0	0.00	0	0.00	1	0	0.00	2	0.92
257.	Kozanecka Agnieszka (16)	POL	5	12	4	33.33	0.00	0	0	0.00	0	0.00	0	0	0.00	0	0.00
258.	Arendarczyk Agata (21)	POL	5	4	1	25.00	0.00	0	0	0.00	0	0.00	0	0	0.00	2	0.92
259.	Drzymała Daria (61)	POL	5	9	1	11.11	0.00	0	0	0.00	0	0.00	0	0	0.00	2	0.92
260.	Pawłowska Katarzyna (89)	POL	5	5	1	20.00	0.00	0	0	0.00	0	0.00	0	0	0.00	0	0.00
261.	Borkowska Anna (91)	POL	5	11	5	45.45	0.00	0	0	0.00	0	0.00	7	3	42.86	0	0.00
262.	Mazur Maja (98)	POL	4	3	1	33.33	0.00	0	0	0.00	0	0.00	13	6	46.15	0	0.00
263.	Tan Hui Zhi (4)	SGP	6	7	4	57.14	0.00	0	0	0.00	0	0.00	1	0	0.00	4	1.83
264.	Lim Felicia (15)	SGP	6	3	0	0.00	0.00	0	0	0.00	0	0.00	1	0	0.00	6	2.75
265.	Frick Alexandra (20)	SUI	4	6	0	0.00	0.00	0	0	0.00	0	0.00	0	0	0.00	0	0.00
266.	Papierniková Denisa (3)	SVK	5	5	2	40.00	0.00	0	0	0.00	0	0.00	0	0	0.00	0	0.00
267.	Chúpeková Laura (9)	SVK	5	3	2	66.67	0.00	0	0	0.00	0	0.00	0	0	0.00	0	0.00
268.	Klapitová Katarína (12)	SVK	5	14	3	21.43	0.00	0	0	0.00	0	0.00	0	0	0.00	0	0.00
269.	Gáborová Barbora (14)	SVK	5	2	2	100.00	0.00	0	0	0.00	0	0.00	8	5	62.50	0	0.00
270.	Lenčéšová Lenka (15)	SVK	5	7	1	14.29	0.00	0	0	0.00	0	0.00	2	1	50.00	0	0.00
271.	Pudišová Linda (24)	SVK	5	4	2	50.00	0.00	0	0	0.00	0	0.00	7	1	14.29	2	0.92
272.	Adamcová Sára (39)	SVK	5	0	0	0.00	0.00	0	0	0.00	0	0.00	0	0	0.00	0	0.00
273.	Robová Klaudia (75)	SVK	5	2	0	0.00	0.00	0	0	0.00	0	0.00	1	0	0.00	2	0.92
274.	Grossová Klára (81)	SVK	5	3	2	66.67	0.00	0	0	0.00	0	0.00	3	0	0.00	2	0.92
275.	Moolsan Pannee (6)	THA	5	11	1	9.09	0.00	0	0	0.00	0	0.00	0	0	0.00	0	0.00
276.	Phumma Kamonwan (14)	THA	5	2	0	0.00	0.00	0	0	0.00	0	0.00	1	0	0.00	0	0.00
277.	Phansri Nipaporn (24)	THA	5	6	1	16.67	0.00	0	0	0.00	0	0.00	0	0	0.00	2	0.92
278.	Rungrot Nittaya (28)	THA	5	4	1	25.00	0.00	0	0	0.00	0	0.00	0	0	0.00	0	0.00

Event Statistics

Player Statistic			Games	Shots				Goals			Scorer points		Bullies			Penalties	
	Player	Team	played	Total	on Goal	% on Goal	Efficiency (%)	scored	Assists	in %	Total	pt./game	Total	won	in %	Total (min)	in %
279.	Boonbut Sirinan (37)	THA	1	0	0	0.00	0.00	0	0	0.00	0	0.00	0	0	0.00	0	0.00
280.	Aunjai Natthakarn (42)	THA	5	18	8	44.44	0.00	0	0	0.00	0	0.00	0	0	0.00	0	0.00
281.	MacArthur Jenny (2)	USA	5	9	4	44.44	0.00	0	0	0.00	0	0.00	0	0	0.00	0	0.00
282.	Bluhm Jenna (6)	USA	5	2	1	50.00	0.00	0	0	0.00	0	0.00	0	0	0.00	0	0.00
283.	Zürcher Andrea (7)	USA	5	5	1	20.00	0.00	0	0	0.00	0	0.00	0	0	0.00	0	0.00
284.	Leuma Sophia (12)	USA	5	1	1	100.00	0.00	0	0	0.00	0	0.00	0	0	0.00	2	0.92
285.	Hall Alyssa (19)	USA	5	6	0	0.00	0.00	0	0	0.00	0	0.00	0	0	0.00	2	0.92
286.	Torretta Casey Lee (21)	USA	5	1	0	0.00	0.00	0	0	0.00	0	0.00	0	0	0.00	0	0.00
				4601	1919	41.71	23.71	455				1288		218			

Sorted by:

1st scorer points

2nd scorer points per game

3rd goals scored

4th efficiency

Event Statistics

	Defense					Goal received									Total	Saves	Saves in %
	Body	Foot/Leg	Hand/Arm	Helmet	Total	behind the goal	between legs	distracted	missed	movement	no reaction	play around	transferred	Total			
30 Indra Reck	19	21	30	4	74	0	0	0	10	13	10	3	5	41	115	74	64.35
28 Patrycja Bernacka	11	11	30	1	53				11	7	6		3	27	80	53	66.25
7 Paulina Młynarczyk	2	5	5	1	13	0	0	0	2	8	1	1	1	13	26	13	50.00
18 Karolína Křištofová	15	10	35	2	62	0	0	1	0	17	7	3	1	29	91	62	68.13
94 Lara Heini	9	4	14	3	30			0	2	1	1			4	34	30	88.24
37 Jana Christianová	8	13	9	0	30	0	0	0	8	2	1	1	0	12	42	30	71.43
99 Lauma Visnevska	13	14	34	4	65	1	0	0	9	11	2	0	1	24	89	65	73.03
96 Kristine Kirilova	17	9	21	5	52	0	0	0	11	7	2	2	1	23	75	52	69.33
91 Jana Dupčáková	11	9	17	5	42	1	1	0	2	12	4	1	1	22	64	42	65.63
34 Amanda Hill	3	0	21	0	24	0	0	0	0	3	0	0	0	3	27	24	88.89
88 Krista Nieminen	7	6	12	2	27	0	0	0	3	4	2	0	1	10	37	27	72.97
35 Tiltu Siitanen	6	4	6	0	16	0	0	0	2	1	1	1	0	5	21	16	76.19
69 Nancy Gatzsch	12	13	46	3	74	0	0	0	2	10	5	3	0	20	94	74	78.72
99 Saskia Ormak	16	10	28	1	55	0	0	1	8	11	2	0	0	22	77	55	71.43
1 Miko Yamanaka	9	9	45	4	67	0	0	0	5	6	4	0	0	15	82	67	81.71
35 Thea Ekholt	11	17	15	1	44	0	0	0	6	1	3	2	1	13	57	44	77.19
30 Maiken Ellis	10	10	21	0	41	0	1	0	0	4	0	0	0	5	46	41	89.13
52 Shermaine Goh	1	4	3	1	9	0	0	0	1	3	2	0	0	6	15	9	60.00
99 Fariza Begum Mohamed Zabir	11	25	62	2	100	0	1	0	5	8	2	1	0	17	117	100	85.47
63 Leith Woods	15	5	16	2	38	0	0	0	1	6	4	0	0	11	49	38	77.55
29 Maria Amalie Møller	9	8	34	6	57	0	0	0	7	3	5	1	0	16	73	57	78.08
2 Nao Wada	2	3	7	0	12	0	1	0	1	1	0	0	0	3	15	12	80.00
1 Annalina Van Hercke	7	4	9	0	20	0	0	1	5	0	2	0	0	8	28	20	71.43
31 Kate MacBean	18	13	37	0	68	0	0	1	16	3	4	0	0	24	92	68	73.91
89 Stine Moselund	4	4	16	1	25	0	0	0	0	3	1	0	0	4	29	25	86.21
19 Somlak Suttiprapa	1	3	11	0	15	0	0	0	6	0	0	0	0	6	21	15	71.43

Event Statistics

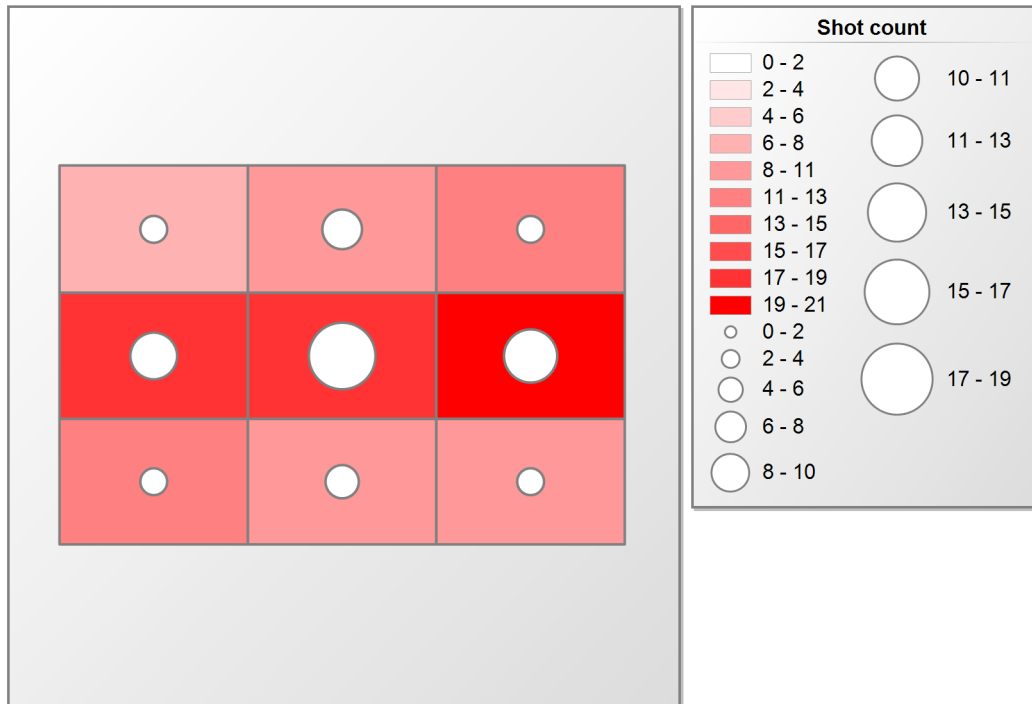
22 Pornsawan Soramak	14	9	39	3	65	1	0	0	13	1	1	0	1	17	82	65	79.27
71 Nikola Příkladová	4	10	12	0	26	0	0	1	2	2	2	0	0	7	33	26	78.79
1 Alexandra Durling	6	1	15	0	22	0	0	0	3	0	0	0	0	3	25	22	88.00
29 Monika Schmid	2	2	11		15			0		4	0	1		5	20	15	75.00
31 Mailis Elomaa	0	6	4	0	10	0	0	0	2	0	0	0	0	2	12	10	83.33
14 Emilie Rohan	5	2	9	0	16	0	2	0	0	2	0	0	0	4	20	16	80.00
52 Shannon Barnes	11	16	31	5	63	0	1	0	1	8	2	0	0	12	75	63	84.00
22 Momoka Kudo	0	0	0	0	0	0	0	0	0	0	0	0	0	0	0	0	0.00
33 Kamila Kotecka	0	0	0	0	0	0	0	0	0	0	0	0	0	0	0	0	0.00
Total	289	280	705	56	1330	3	7	5	144	162	76	20	16	433	1763	1330	75.44

Event Statistics

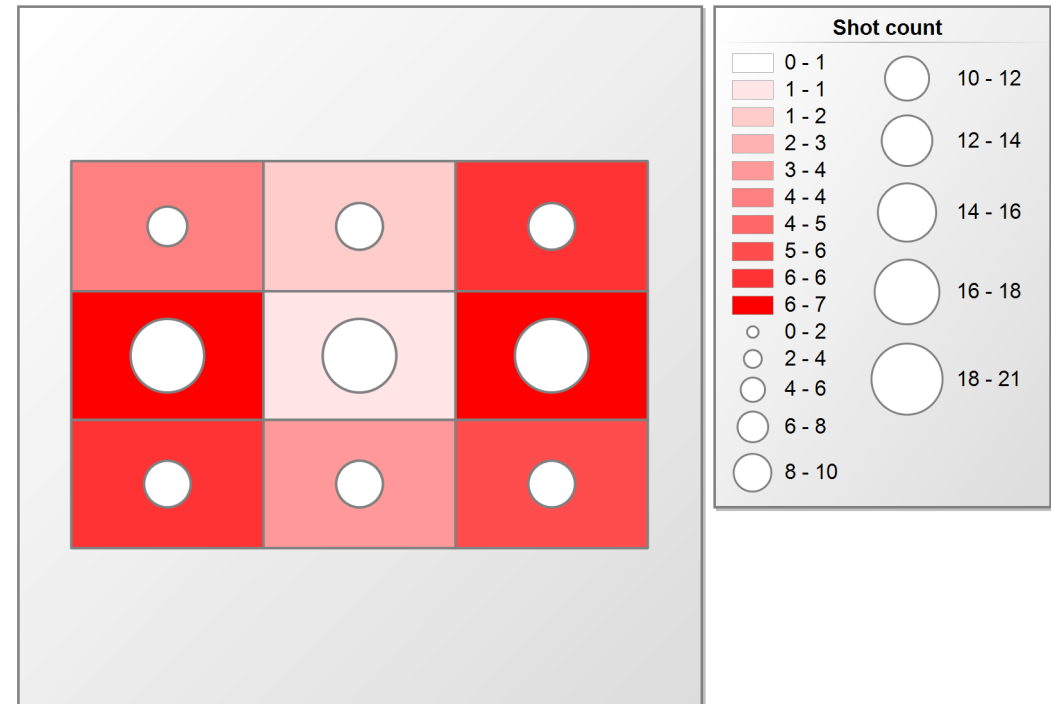


	Defense					Goal received					Total	Saves	Saves in %	
	Body	Foot/Leg	Hand/Arm	Helmet	Total	missed	movement	no reaction	play around	transferred				Total
30 Indra Reck	19	21	30	4	74	10	13	10	3	5	41	115	74	64.35
Total	19	21	30	4	74	10	13	10	3	5	41	115	74	64.35

Shots and Saves



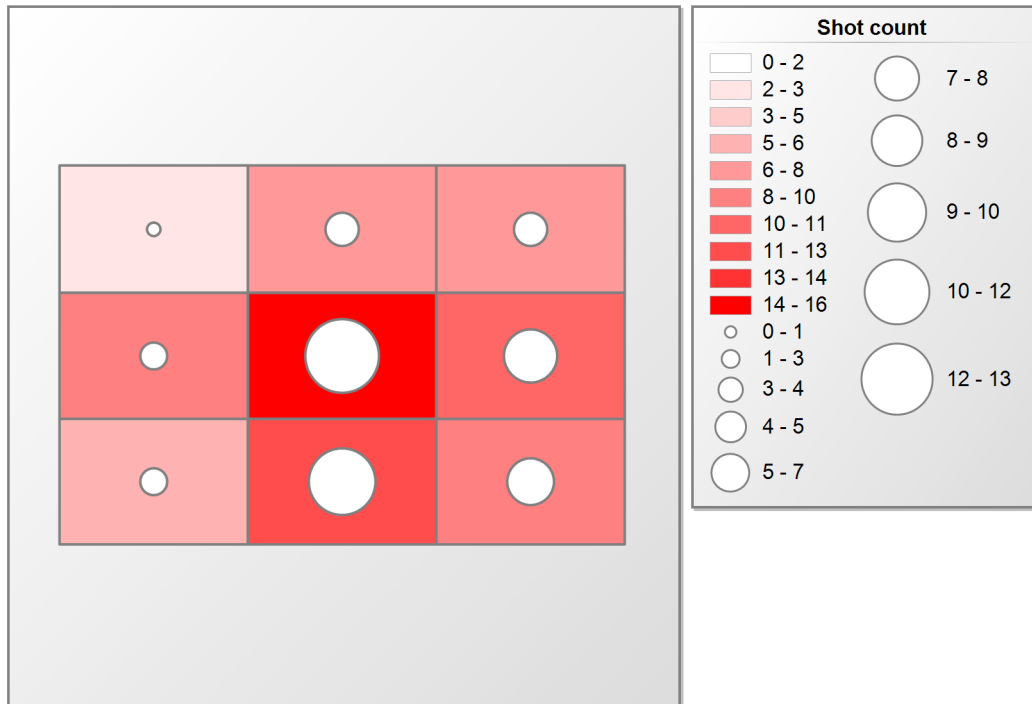
received Goals and shots



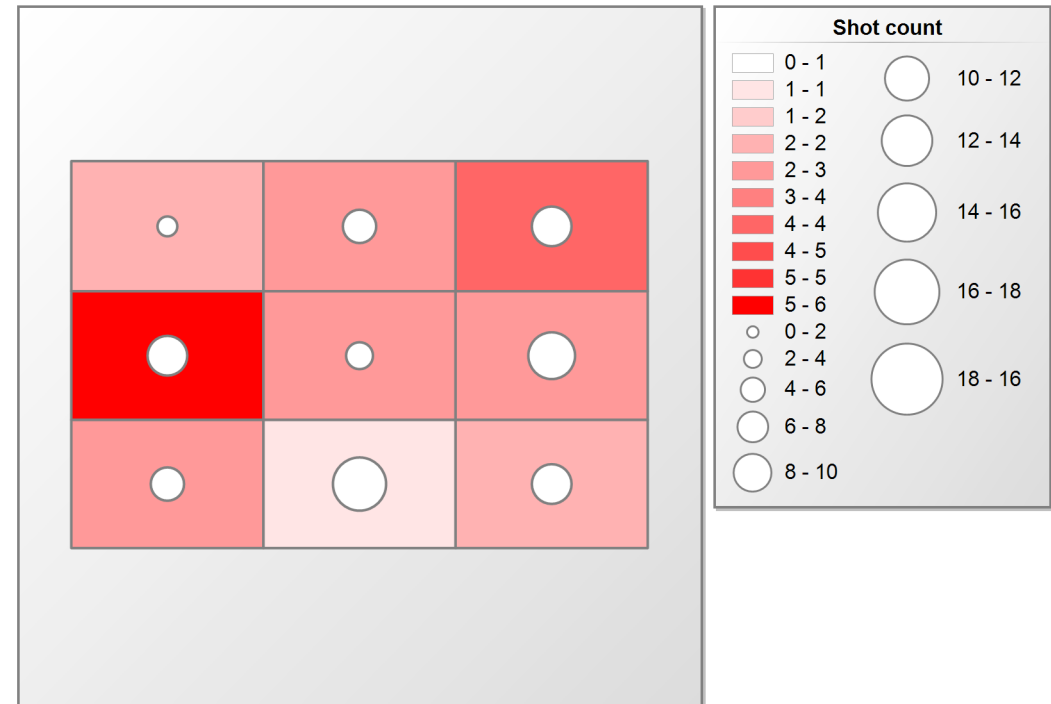
Event Statistics

	Defense					Goal received					Total	Saves	Saves in %
	Body	Foot/Leg	Hand/Arm	Helmet	Total	missed	movement	no reaction	transferred	Total			
28 Patrycja Bernacka	11	11	30	1	53	11	7	6	3	27	80	53	66.25
Total	11	11	30	1	53	11	7	6	3	27	80	53	66.25

Shots and Saves



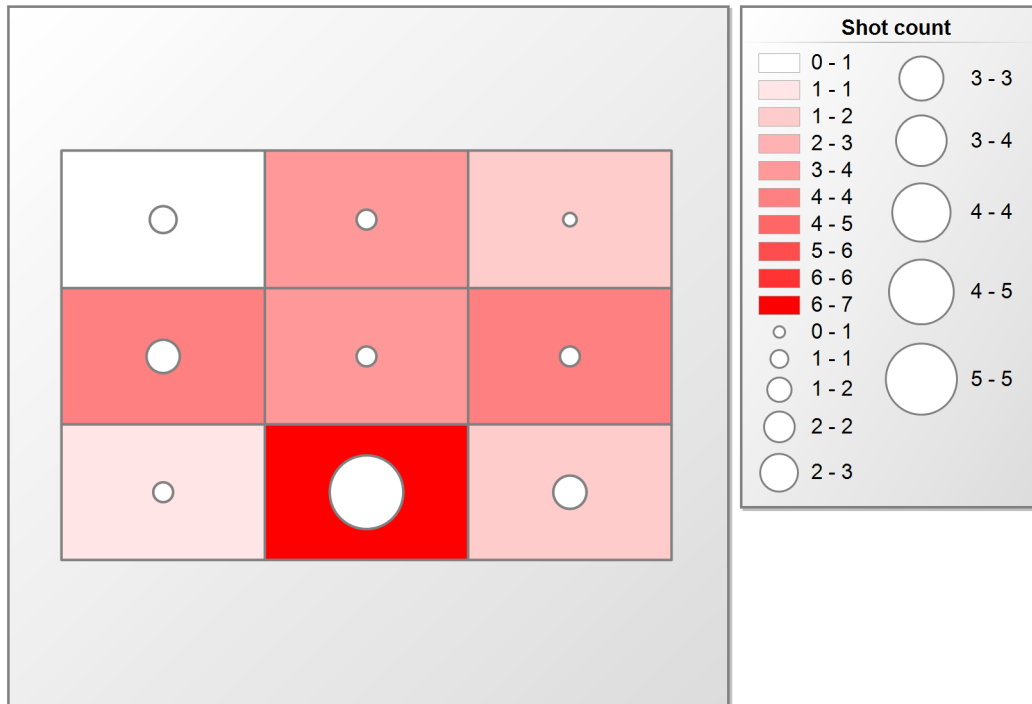
received Goals and shots



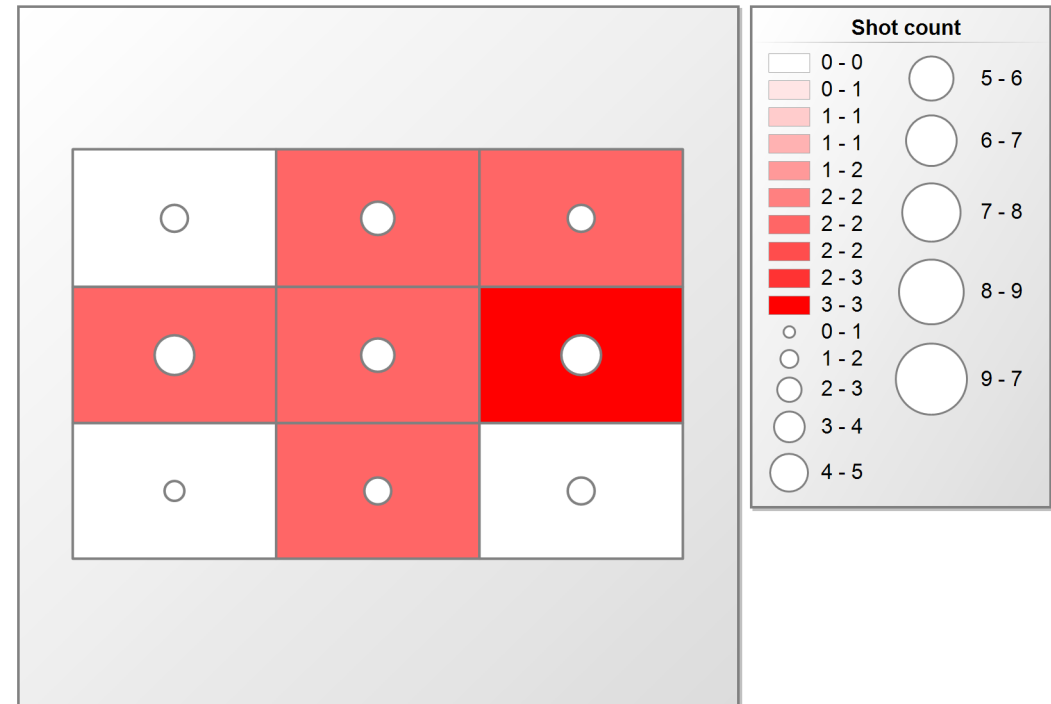
Event Statistics

	Defense					Goal received					Total	Saves	Saves in %	
	Body	Foot/Leg	Hand/Arm	Helmet	Total	missed	movement	no reaction	play around	transferred				Total
7 Paulina Młynarczyk	2	5	5	1	13	2	8	1	1	1	13	26	13	50.00
Total	2	5	5	1	13	2	8	1	1	1	13	26	13	50.00

Shots and Saves



received Goals and shots

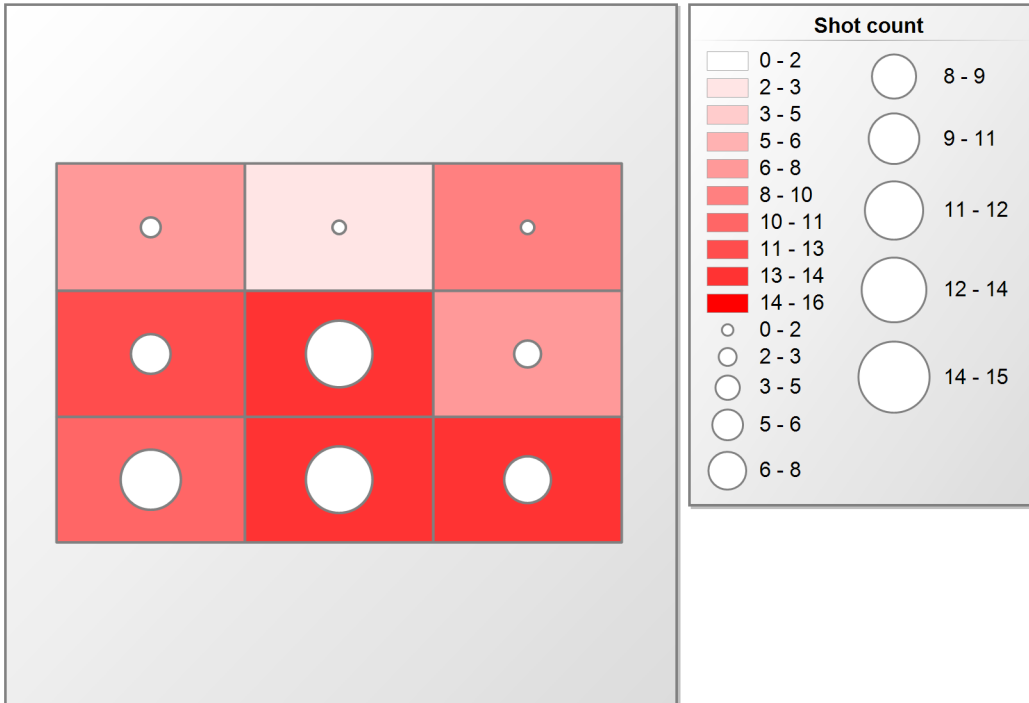


Event Statistics

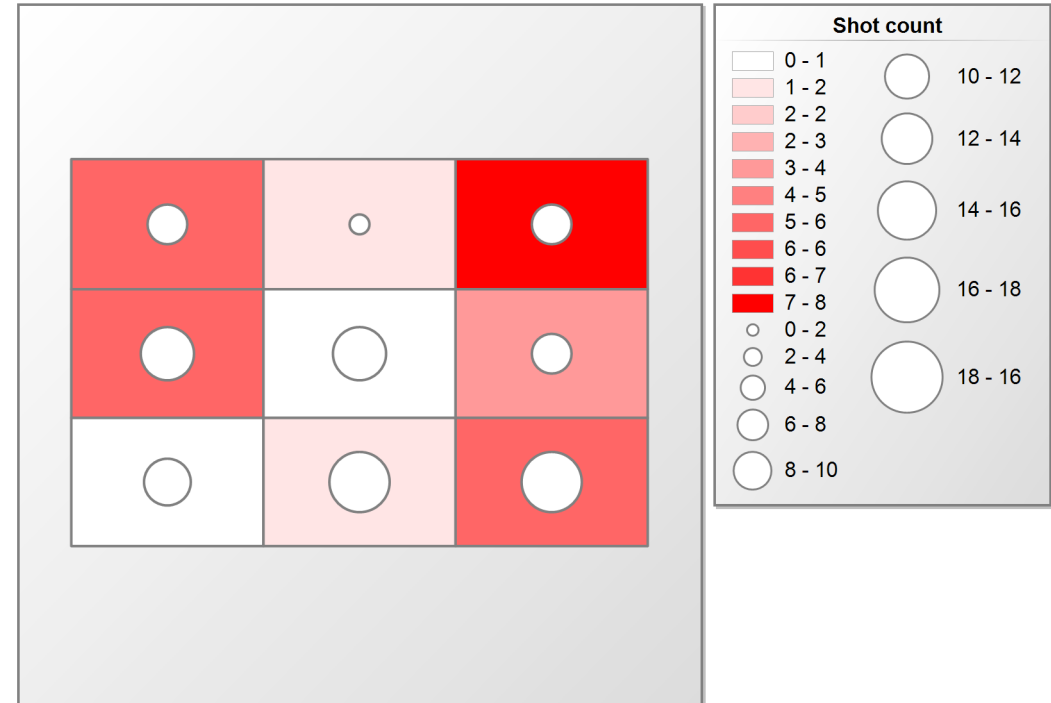


	Defense					Goal received						Total	Saves	Saves in %
	Body	Foot/Leg	Hand/Arm	Helmet	Total	distracted	movement	no reaction	play around	transferred	Total			
18 Karolína Krištofová	15	10	35	2	62	1	17	7	3	1	29	91	62	68.13
Total	15	10	35	2	62	1	17	7	3	1	29	91	62	68.13


Shots and Saves



received Goals and shots

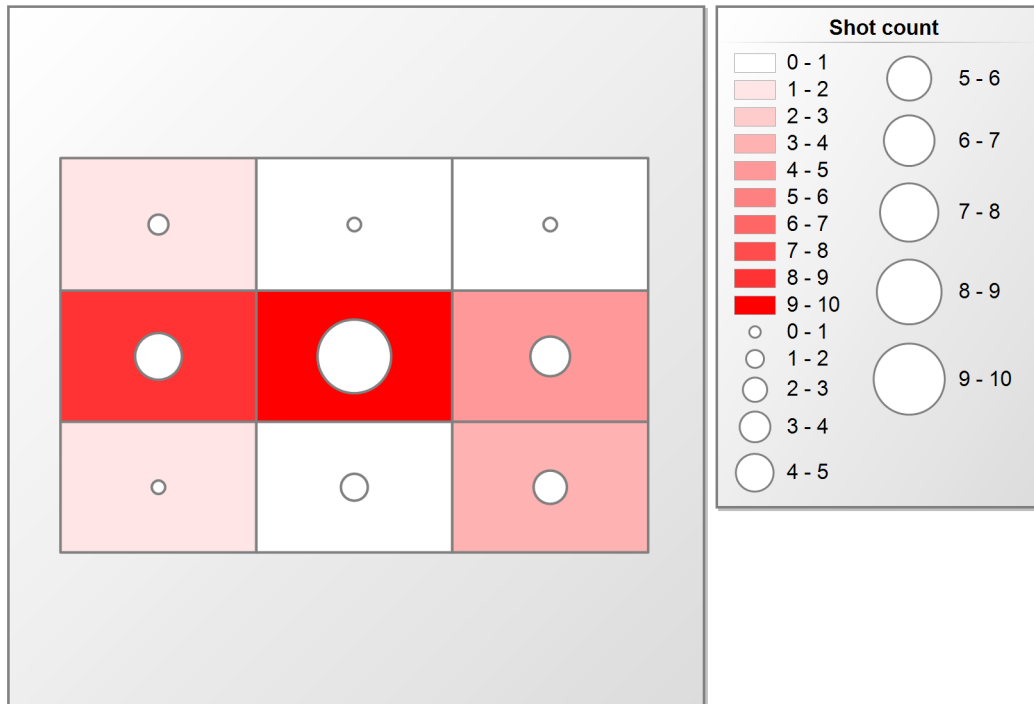


Event Statistics




	Defense					Goal received				Total	Saves	Saves in %
	Body	Foot/Leg	Hand/Arm	Helmet	Total	missed	movement	no reaction	Total			
94 Lara Heini	9	4	14	3	30	2	1	1	4	34	30	88.24
Total	9	4	14	3	30	2	1	1	4	34	30	88.24

Shots and Saves



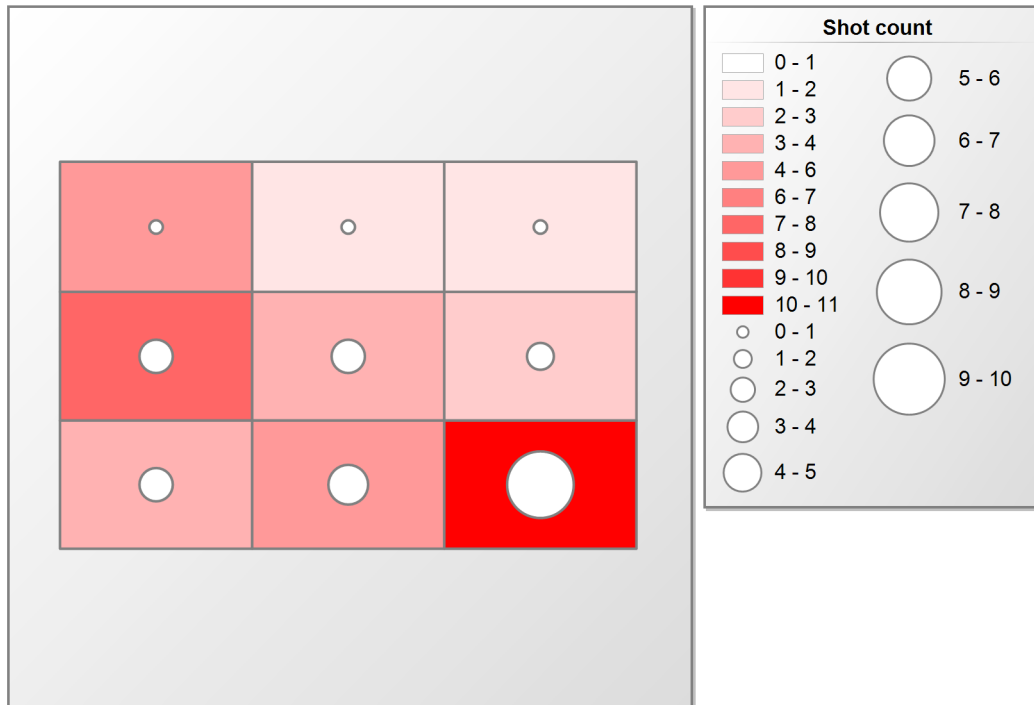
received Goals and shots



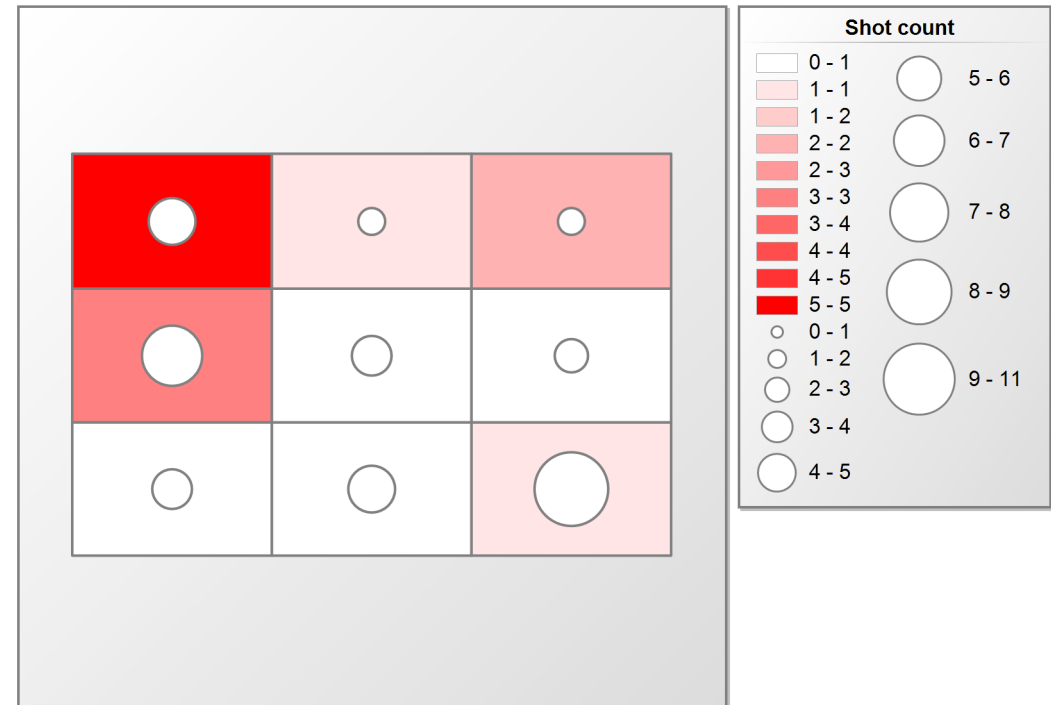
Event Statistics

	Defense				Goal received				Total	Saves	Saves in %	
	Body	Foot/Leg	Hand/Arm	Total	missed	movement	no reaction	play around				Total
37 Jana Christianová	8	13	9	30	8	2	1	1	12	42	30	71.43
Total	8	13	9	30	8	2	1	1	12	42	30	71.43

Shots and Saves



received Goals and shots

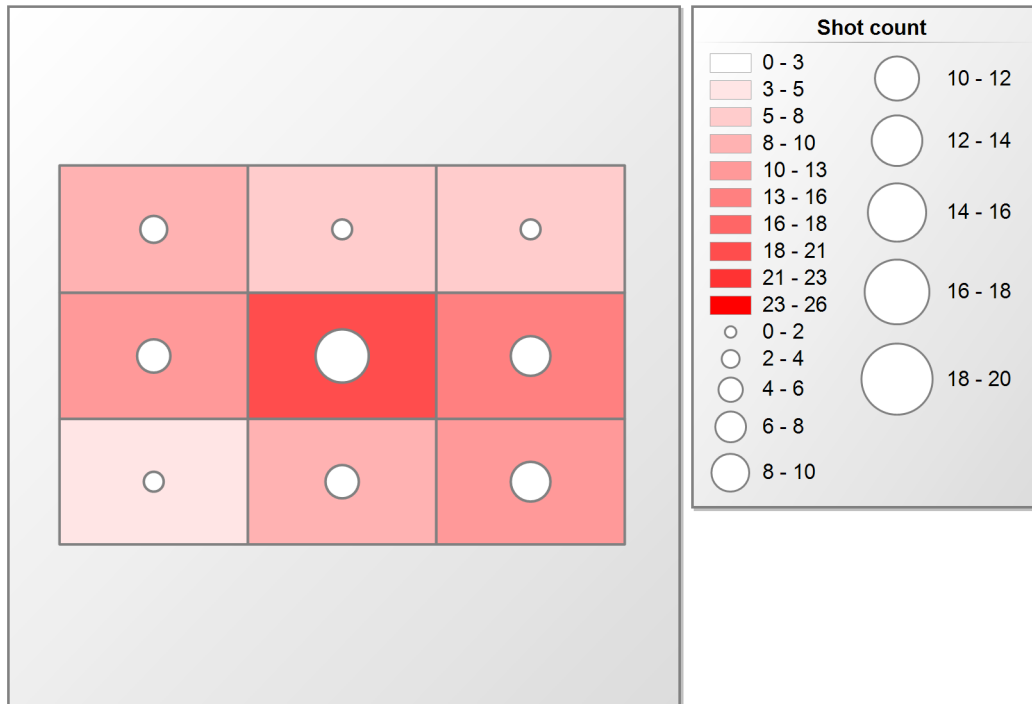


Event Statistics

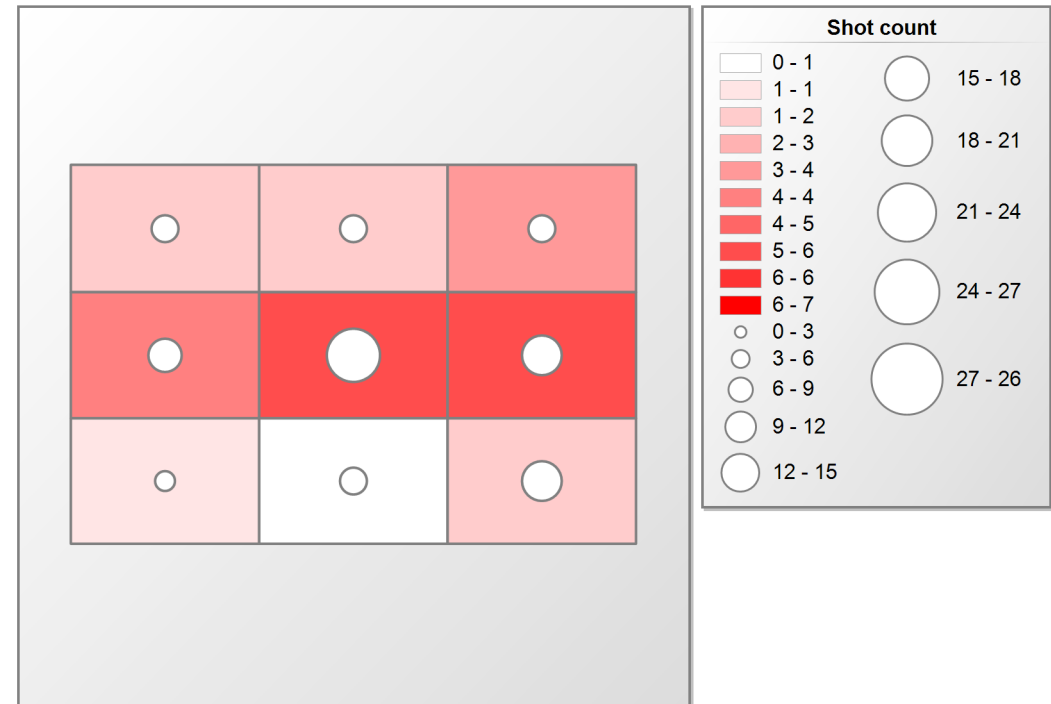


	Defense					Goal received					Total	Saves	Saves in %	
	Body	Foot/Leg	Hand/Arm	Helmet	Total	behind the goal	missed	movement	no reaction	transferred				Total
99 Lauma Visnevská	13	14	34	4	65	1	9	11	2	1	24	89	65	73.03
Total	13	14	34	4	65	1	9	11	2	1	24	89	65	73.03

Shots and Saves



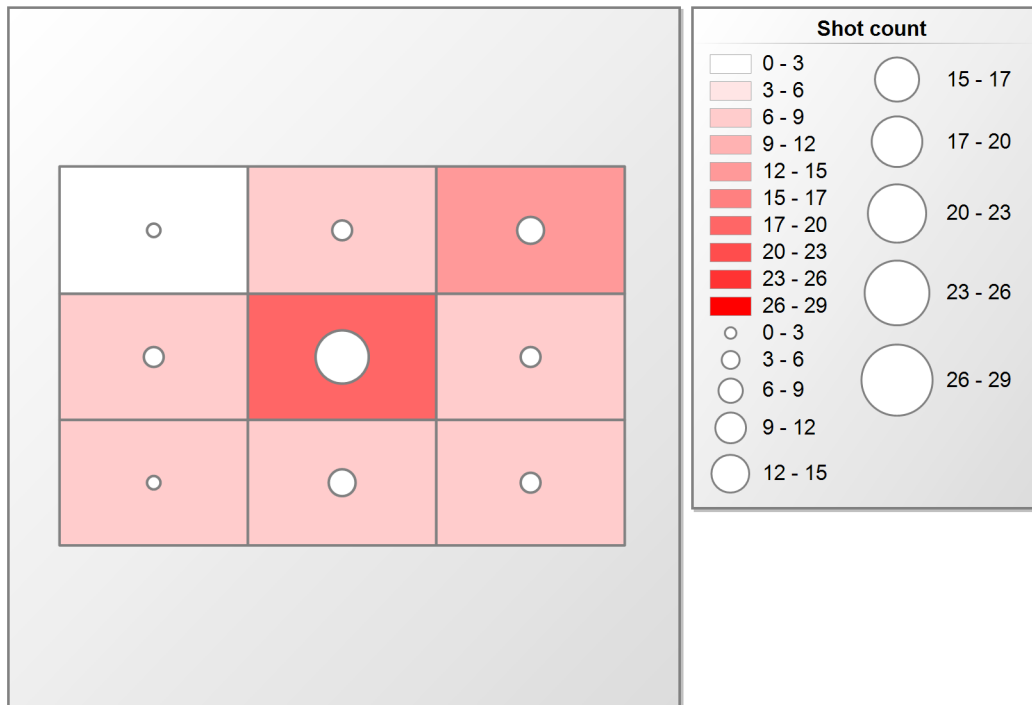
received Goals and shots



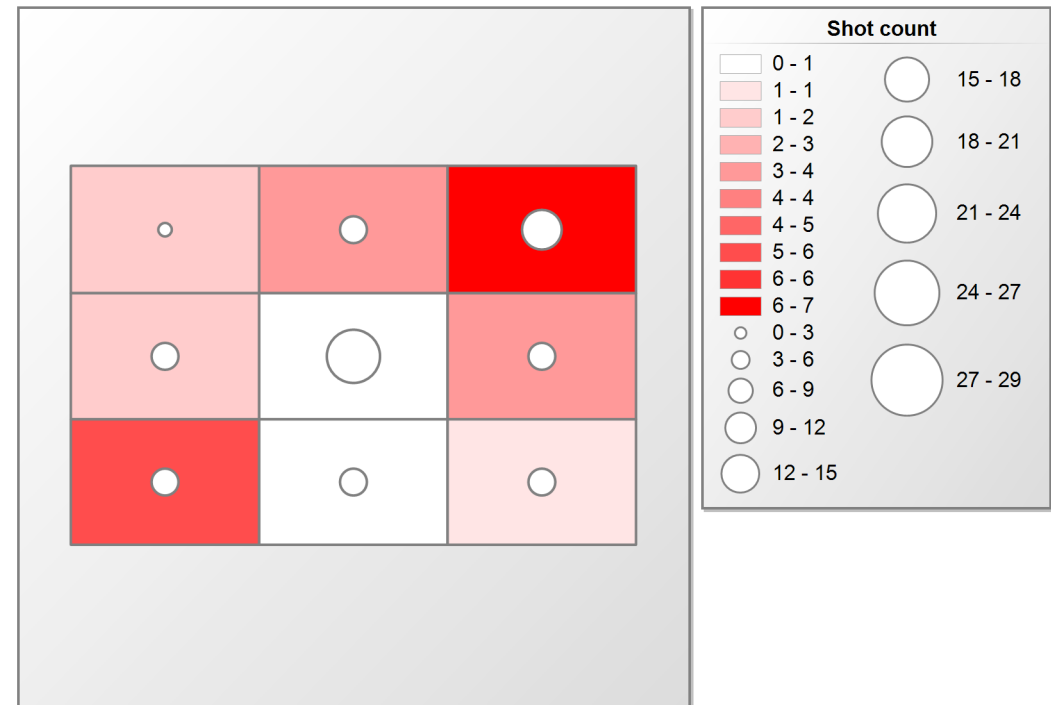
Event Statistics

	Defense					Goal received					Total	Saves	Saves in %	
	Body	Foot/Leg	Hand/Arm	Helmet	Total	missed	movement	no reaction	play around	transferred				Total
96 Kristine Kirilova	17	9	21	5	52	11	7	2	2	1	23	75	52	69.33
Total	17	9	21	5	52	11	7	2	2	1	23	75	52	69.33

Shots and Saves



received Goals and shots

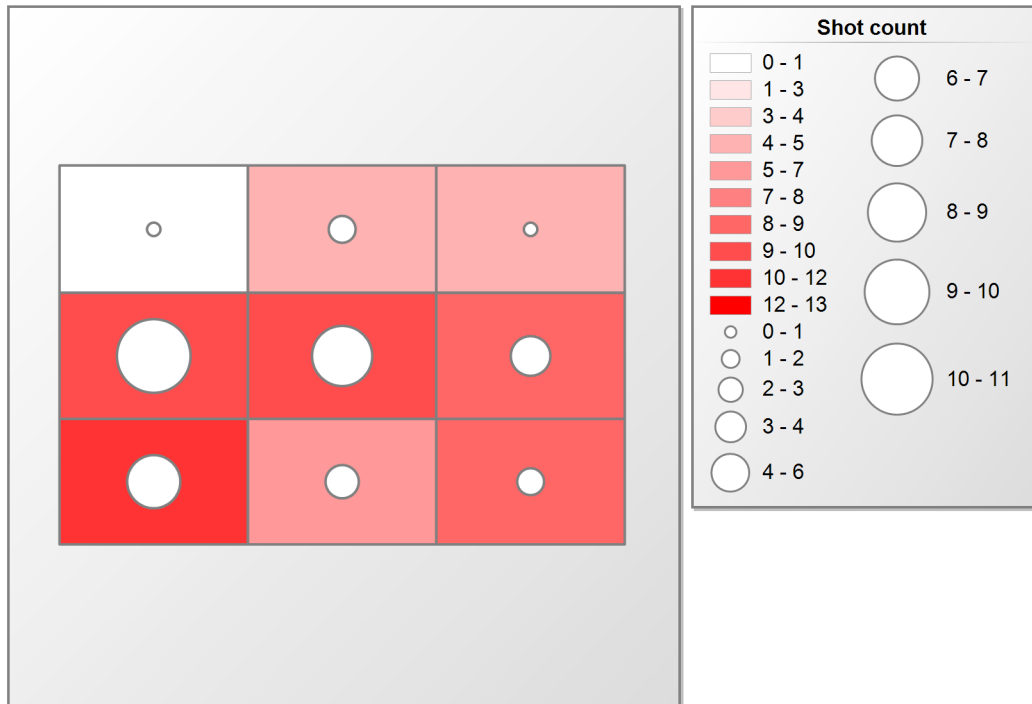


Event Statistics

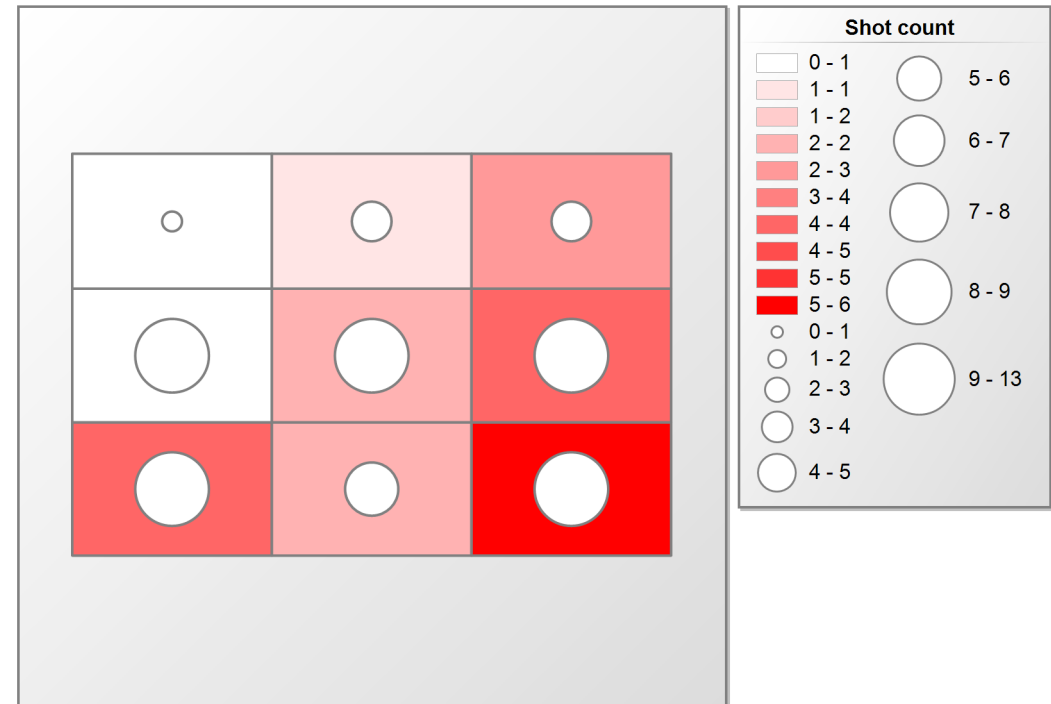


	Defense					Goal received							Total	Saves	Saves in %	
	Body	Foot/Leg	Hand/Arm	Helmet	Total	behind the goal	between legs	missed	movement	no reaction	play around	transferred				Total
91 Jana Dupčáková	11	9	17	5	42	1	1	2	12	4	1	1	22	64	42	65.63
Total	11	9	17	5	42	1	1	2	12	4	1	1	22	64	42	65.63

Shots and Saves



received Goals and shots


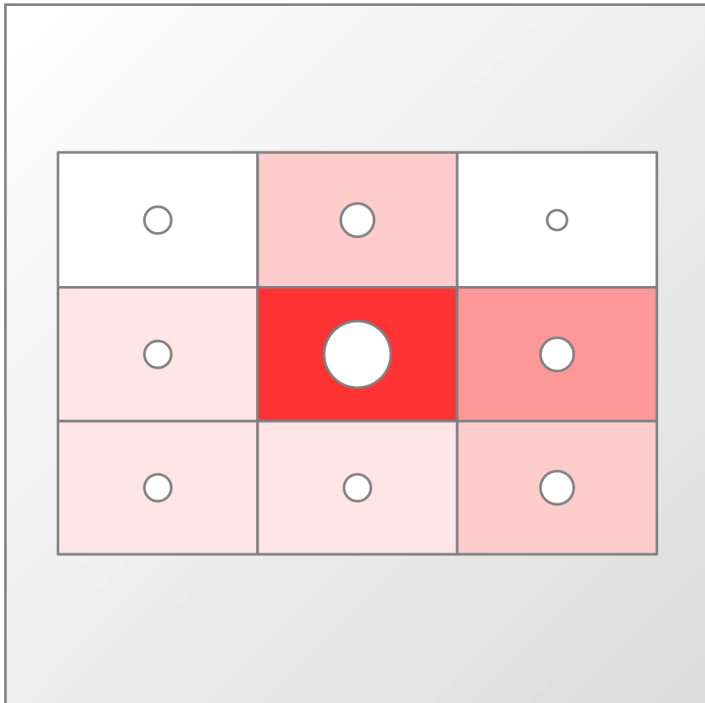


Event Statistics


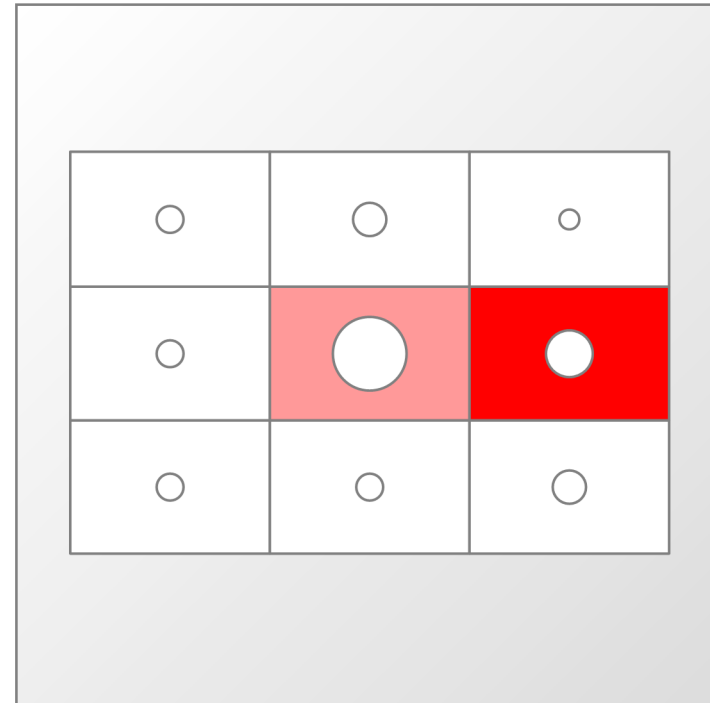


	Defense			Goal received		Total	Saves	Saves in %
	Body	Hand/Arm	Total	movement	Total			
34 Amanda Hill	3	21	24	3	3	27	24	88.89
Total	3	21	24	3	3	27	24	88.89

Shots and Saves



received Goals and shots

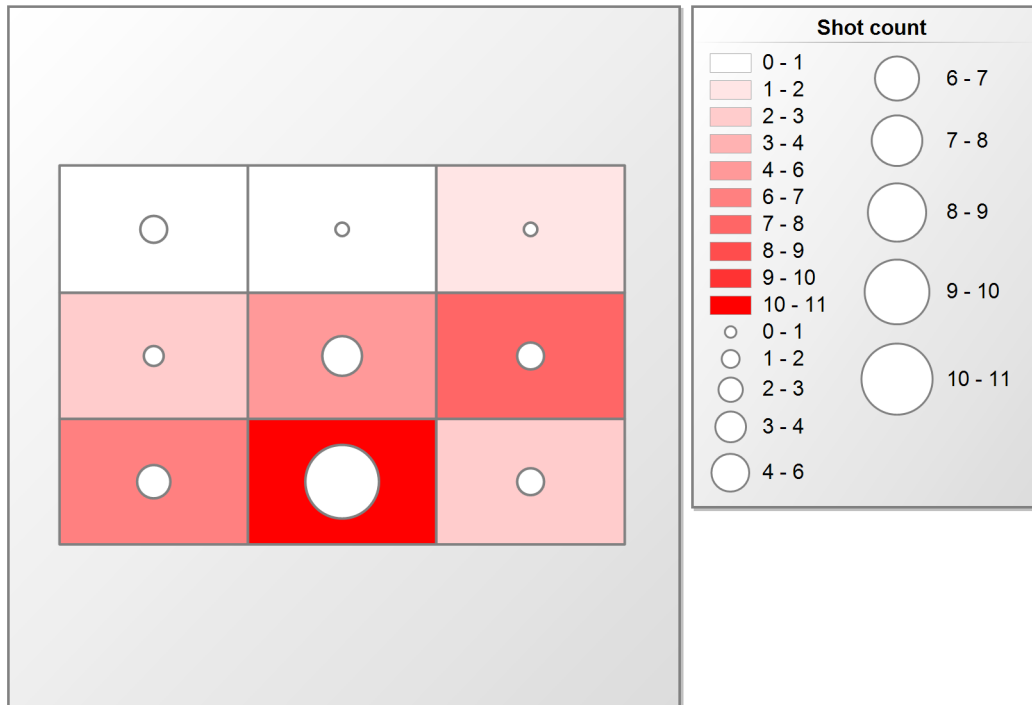


Event Statistics

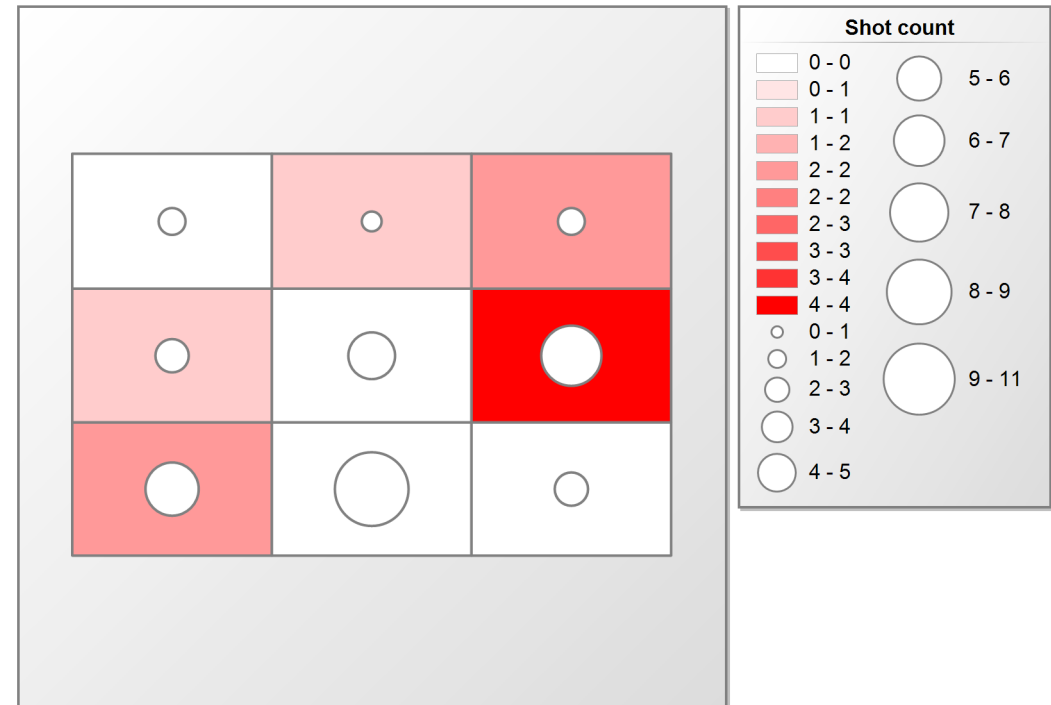


	Defense					Goal received					Total	Saves	Saves in %
	Body	Foot/Leg	Hand/Arm	Helmet	Total	missed	movement	no reaction	transferred	Total			
88 Krista Nieminen	7	6	12	2	27	3	4	2	1	10	37	27	72.97
Total	7	6	12	2	27	3	4	2	1	10	37	27	72.97

Shots and Saves



received Goals and shots

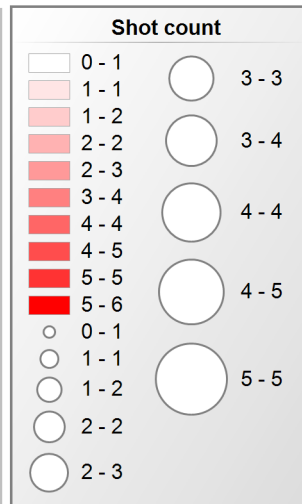
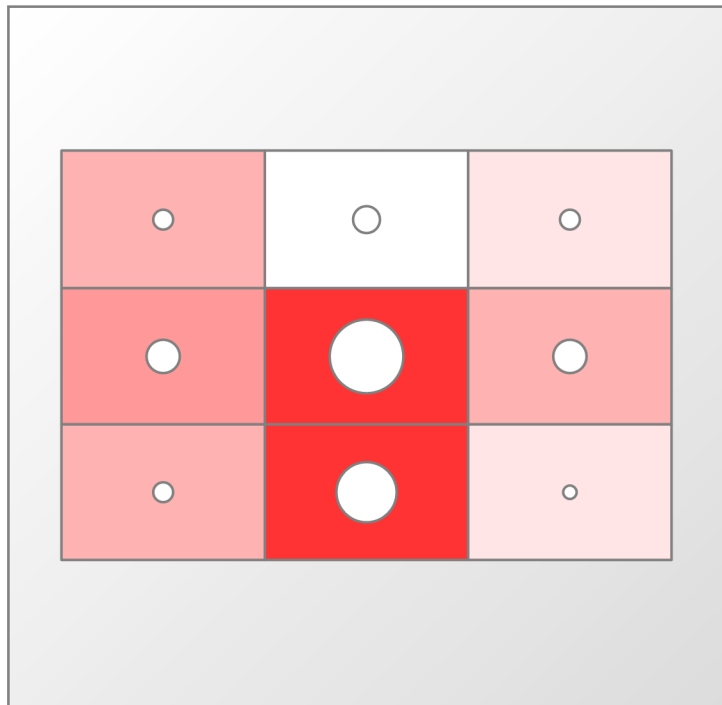


Event Statistics


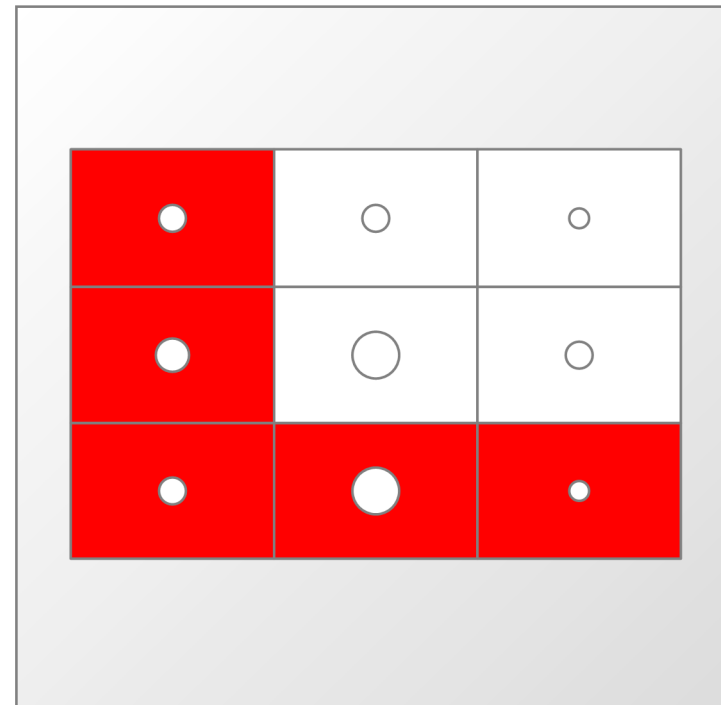


	Defense				Goal received				Total	Saves	Saves in %	
	Body	Foot/Leg	Hand/Arm	Total	missed	movement	no reaction	play around				Total
35 Tiltu Siltanen	6	4	6	16	2	1	1	1	5	21	16	76.19
Total	6	4	6	16	2	1	1	1	5	21	16	76.19

Shots and Saves



received Goals and shots

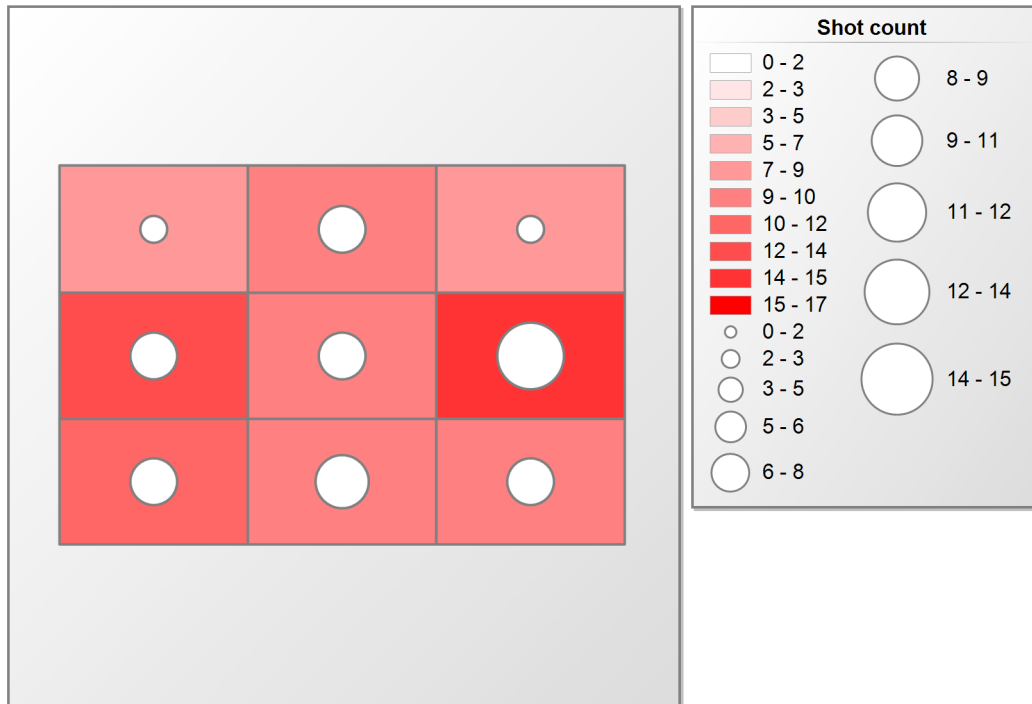


Event Statistics

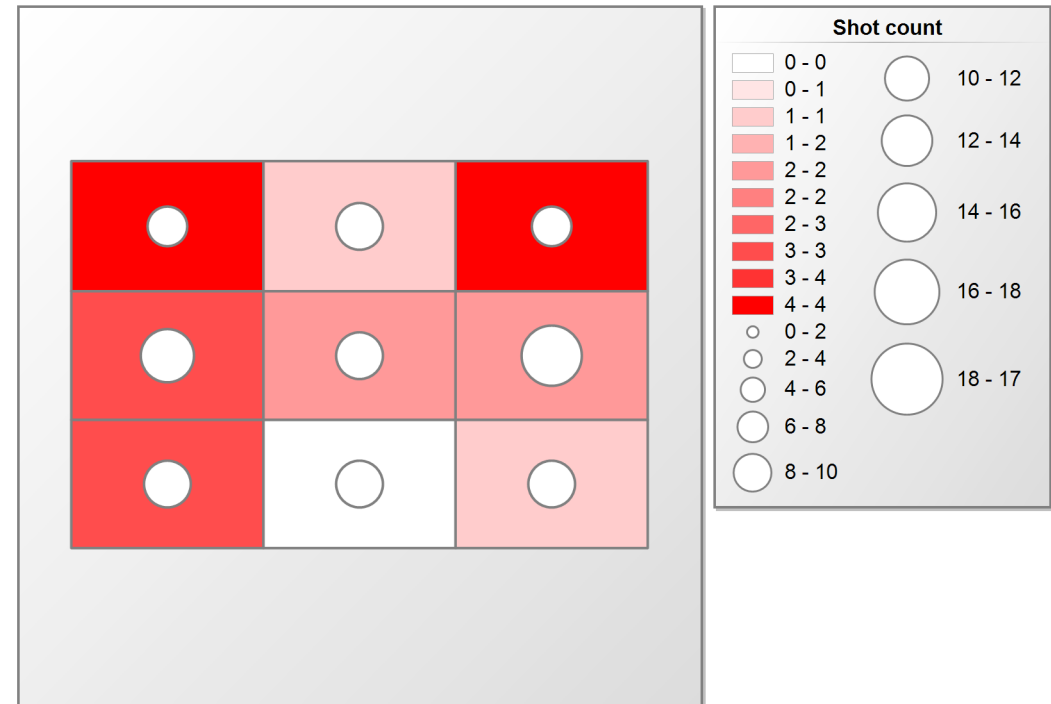


	Defense					Goal received					Total	Saves	Saves in %
	Body	Foot/Leg	Hand/Arm	Helmet	Total	missed	movement	no reaction	play around	Total			
69 Nancy Gatzsch	12	13	46	3	74	2	10	5	3	20	94	74	78.72
Total	12	13	46	3	74	2	10	5	3	20	94	74	78.72


Shots and Saves



received Goals and shots

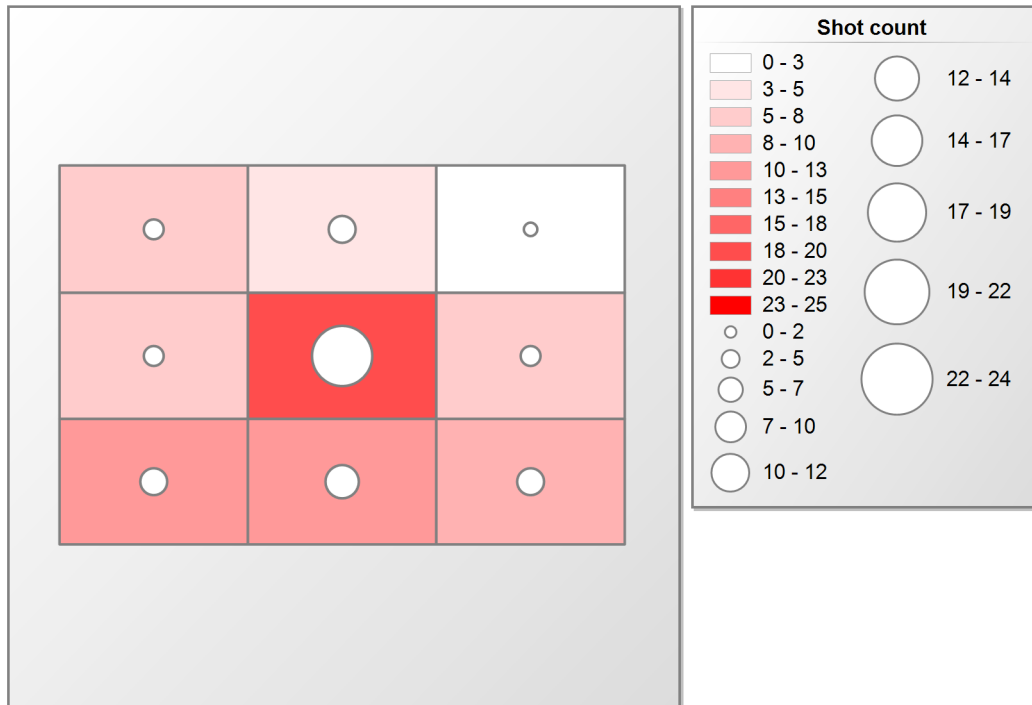


Event Statistics

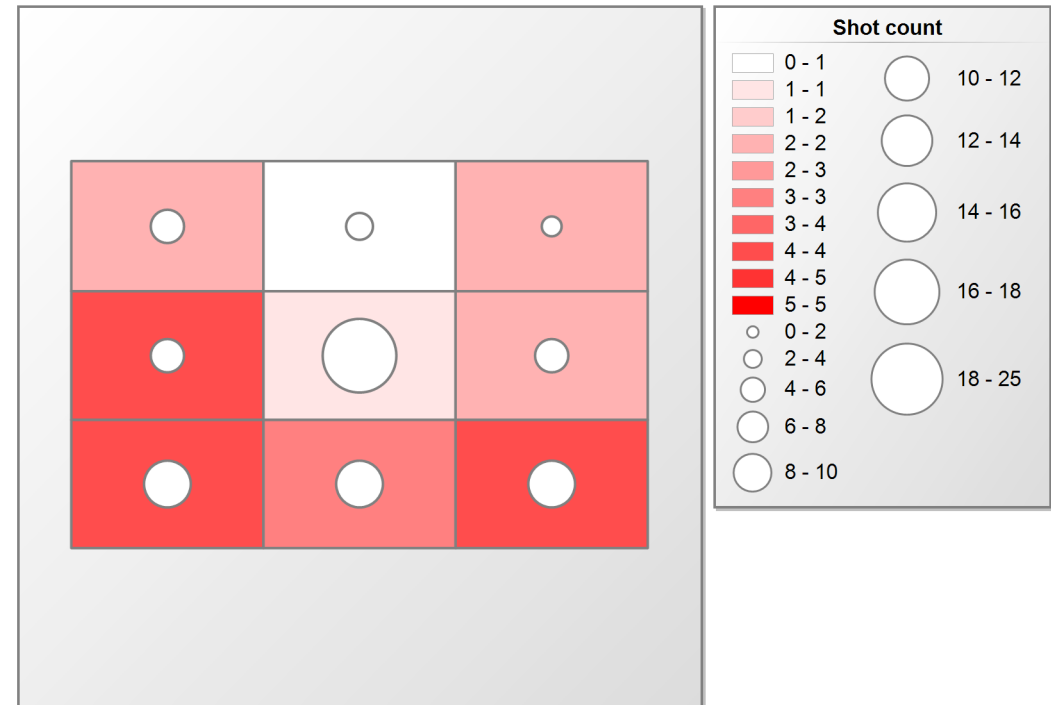


	Defense					Goal received				Total	Saves	Saves in %	
	Body	Foot/Leg	Hand/Arm	Helmet	Total	distracted	missed	movement	no reaction				Total
99 Saskia Ormak	16	10	28	1	55	1	8	11	2	22	77	55	71.43
Total	16	10	28	1	55	1	8	11	2	22	77	55	71.43

Shots and Saves



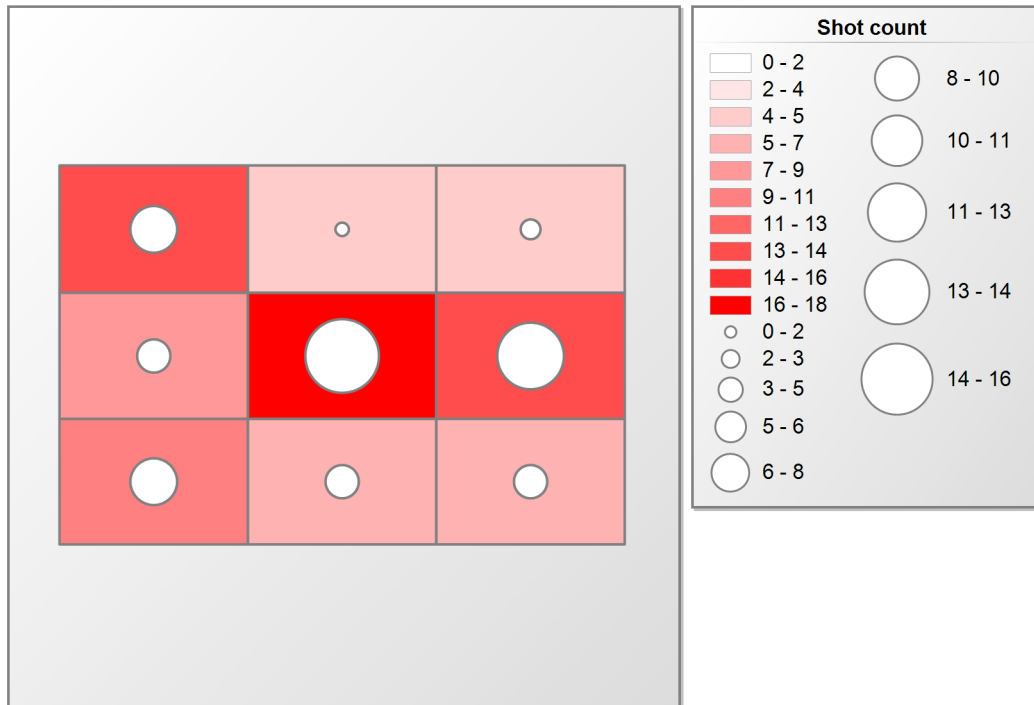
received Goals and shots



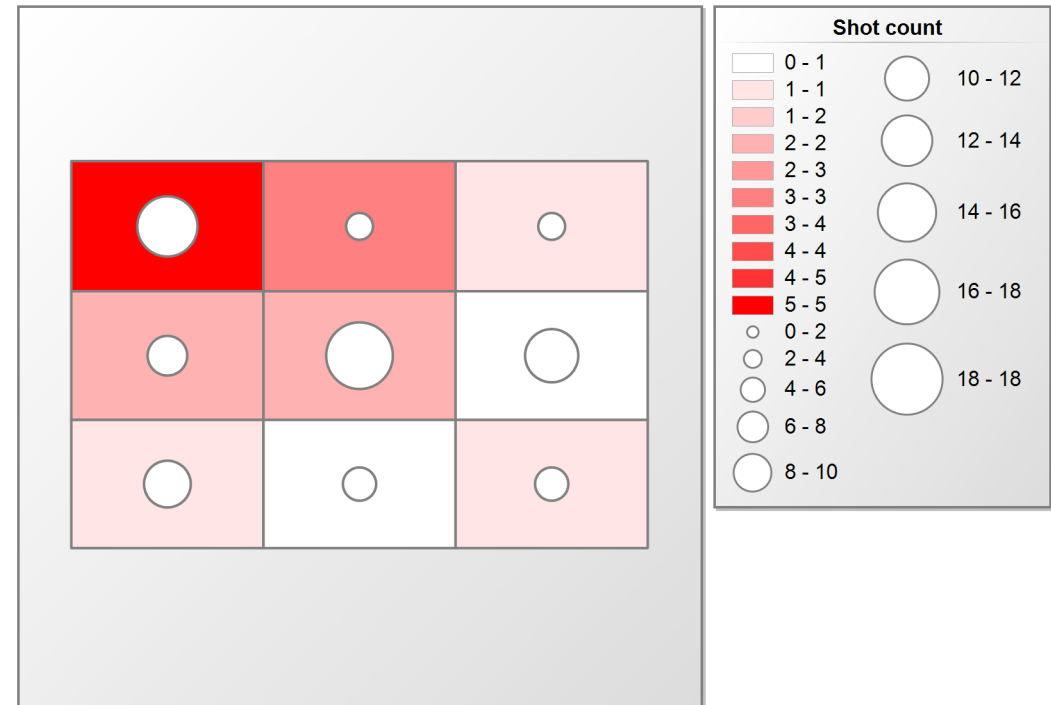
Event Statistics

	Defense					Goal received				Total	Saves	Saves in %
	Body	Foot/Leg	Hand/Arm	Helmet	Total	missed	movement	no reaction	Total			
1 Miko Yamanaka	9	9	45	4	67	5	6	4	15	82	67	81.71
Total	9	9	45	4	67	5	6	4	15	82	67	81.71

Shots and Saves



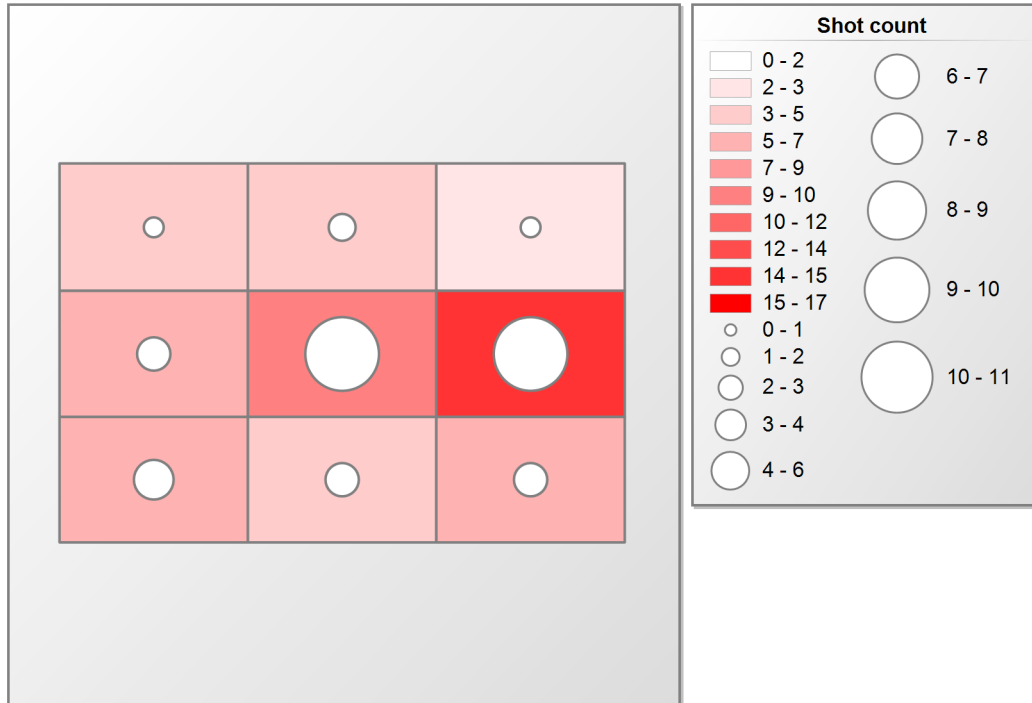
received Goals and shots



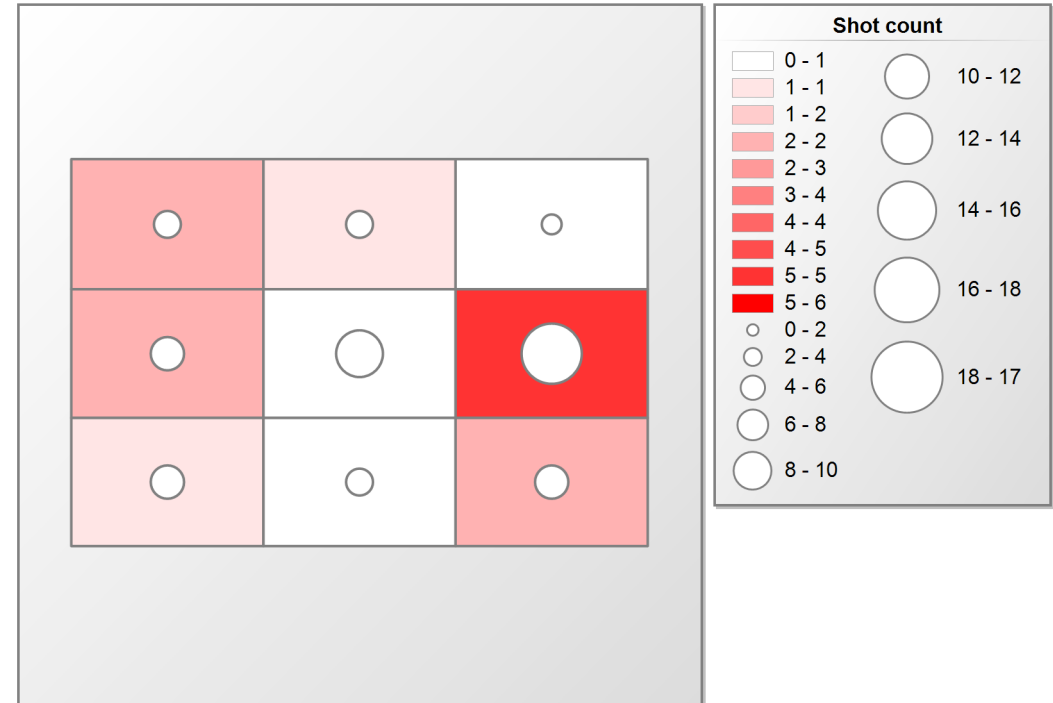
Event Statistics

	Defense					Goal received					Total	Saves	Saves in %	
	Body	Foot/Leg	Hand/Arm	Helmet	Total	missed	movement	no reaction	play around	transferred				Total
35 Thea Ekholt	11	17	15	1	44	6	1	3	2	1	13	57	44	77.19
Total	11	17	15	1	44	6	1	3	2	1	13	57	44	77.19

Shots and Saves



received Goals and shots


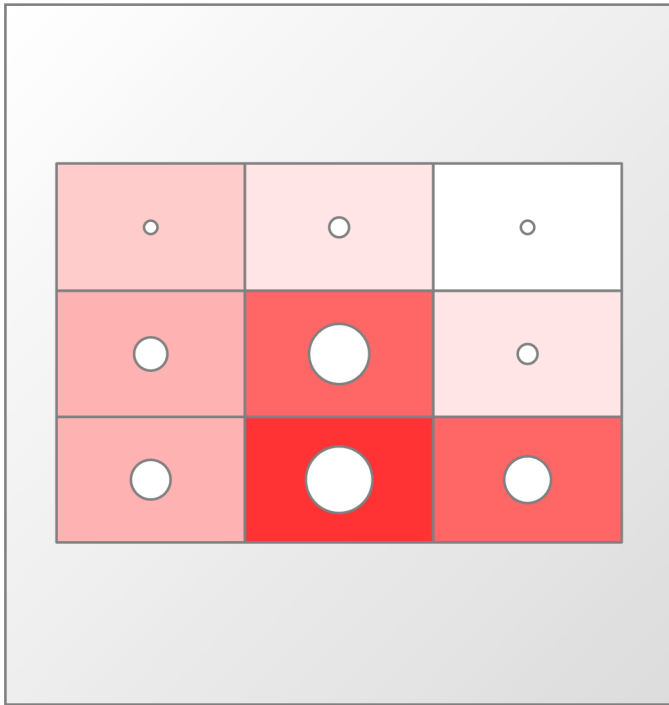


Event Statistics

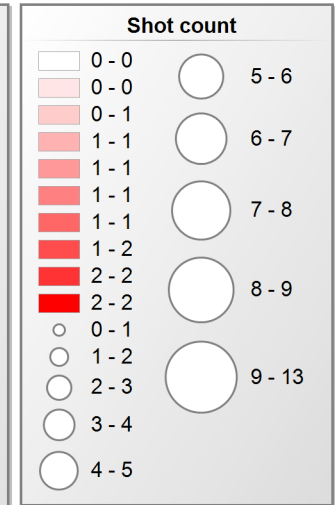
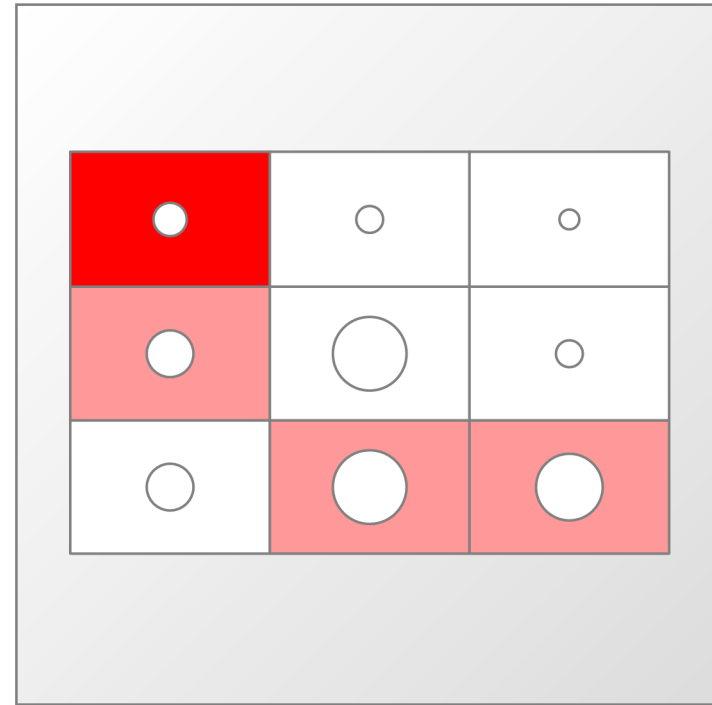


	Defense				Goal received			Total	Saves	Saves in %
	Body	Foot/Leg	Hand/Arm	Total	between legs	movement	Total			
30 Maiken Ellis	10	10	21	41	1	4	5	46	41	89.13
Total	10	10	21	41	1	4	5	46	41	89.13

Shots and Saves



received Goals and shots


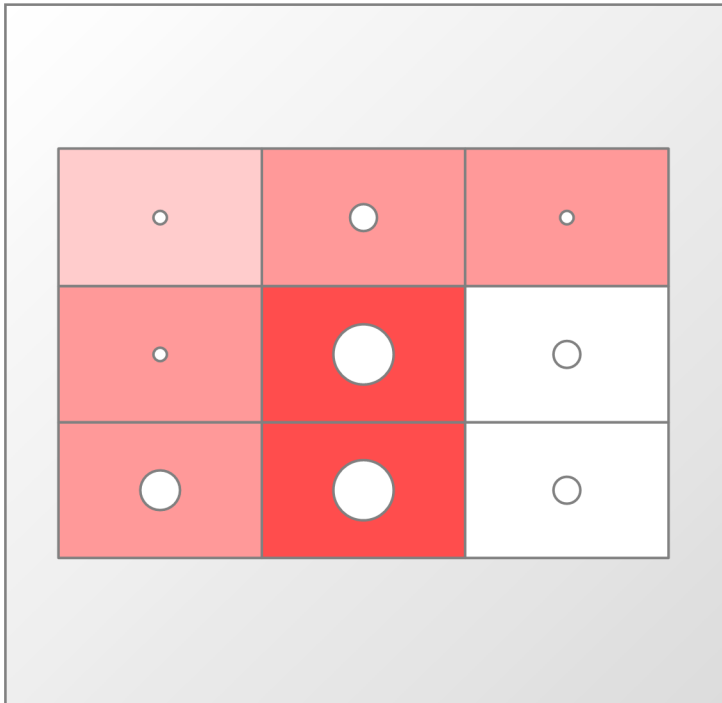


Event Statistics

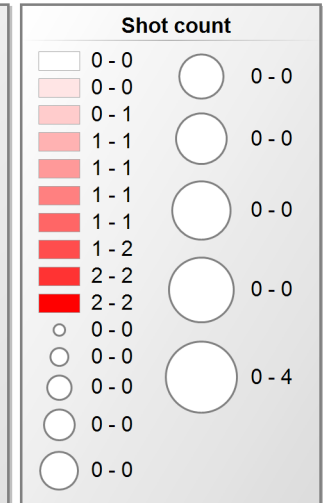
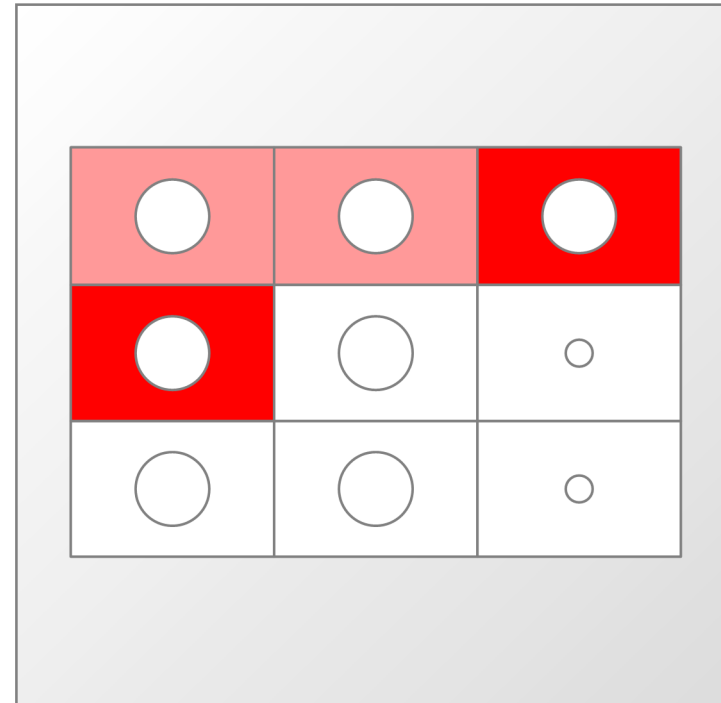


	Defense					Goal received				Total	Saves	Saves in %
	Body	Foot/Leg	Hand/Arm	Helmet	Total	missed	movement	no reaction	Total			
52 Shermaine Goh	1	4	3	1	9	1	3	2	6	15	9	60.00
Total	1	4	3	1	9	1	3	2	6	15	9	60.00

Shots and Saves



received Goals and shots

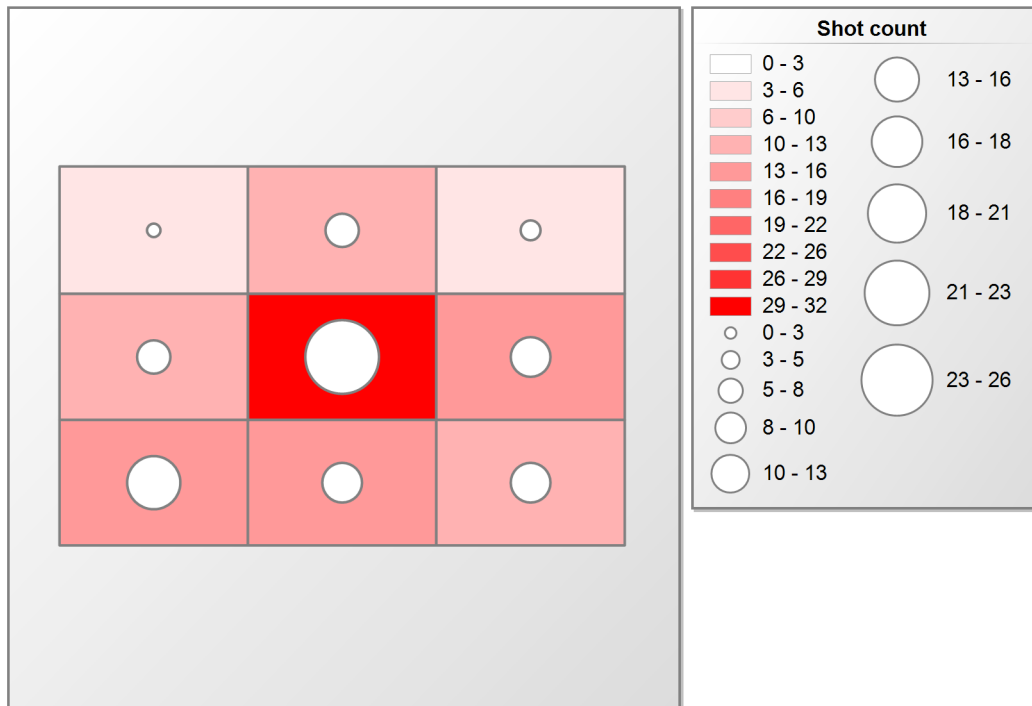


Event Statistics

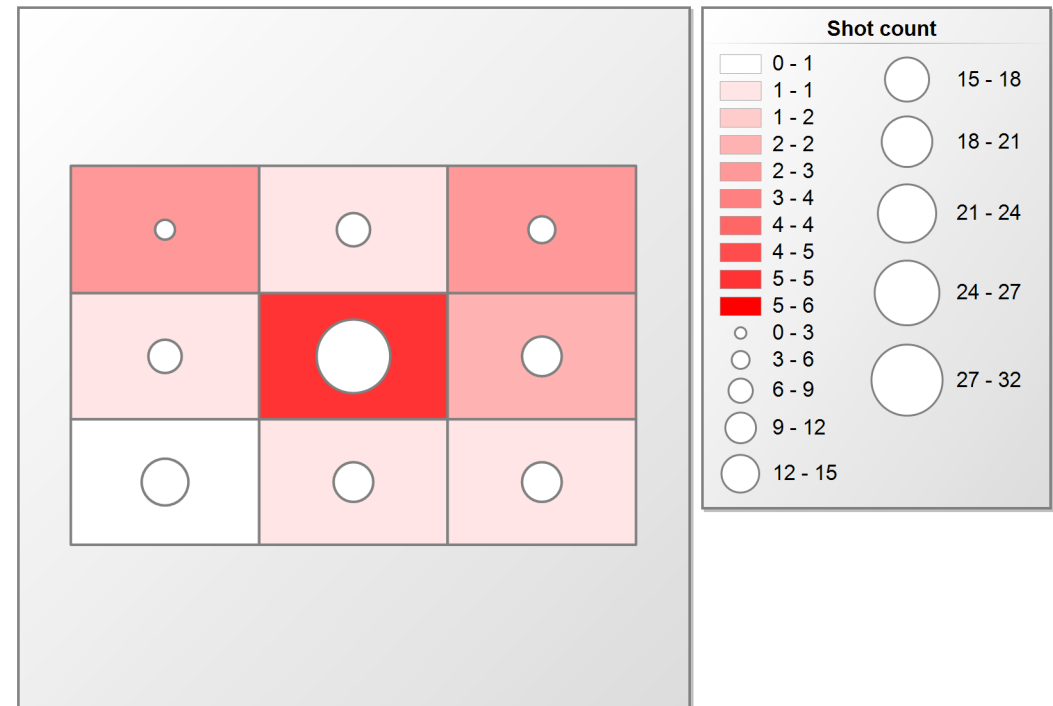


	Defense					Goal received						Total	Saves	Saves in %
	Body	Foot/Leg	Hand/Arm	Helmet	Total	between legs	missed	movement	no reaction	play around	Total			
99 Fariza Begum Mohamed Zabir	11	25	62	2	100	1	5	8	2	1	17	117	100	85.47
Total	11	25	62	2	100	1	5	8	2	1	17	117	100	85.47

Shots and Saves



received Goals and shots

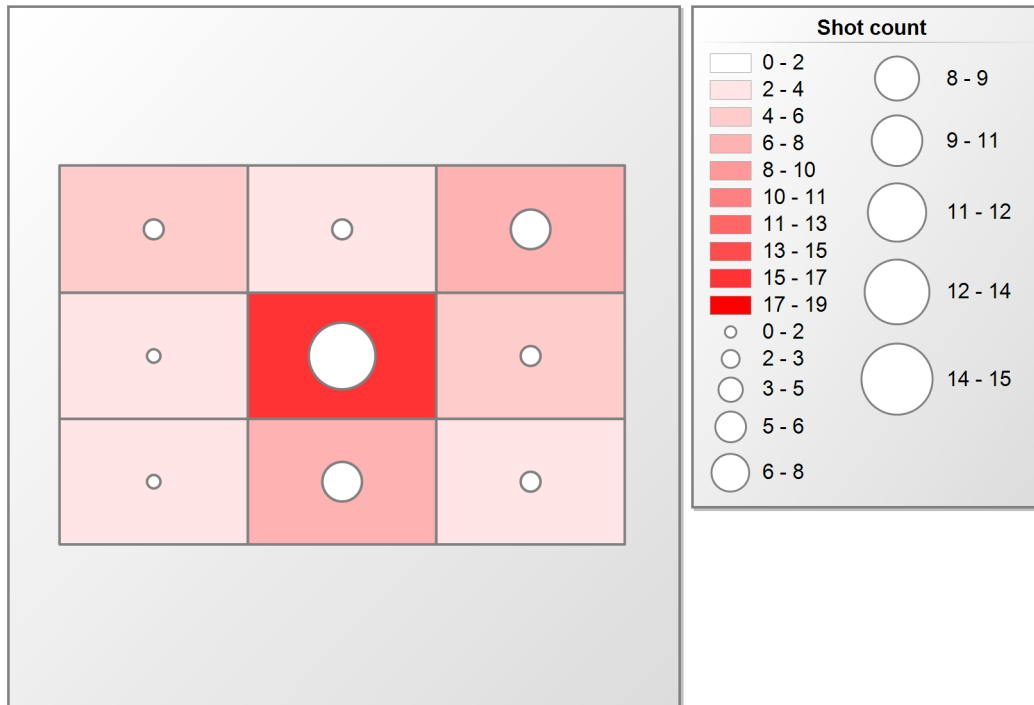


Event Statistics

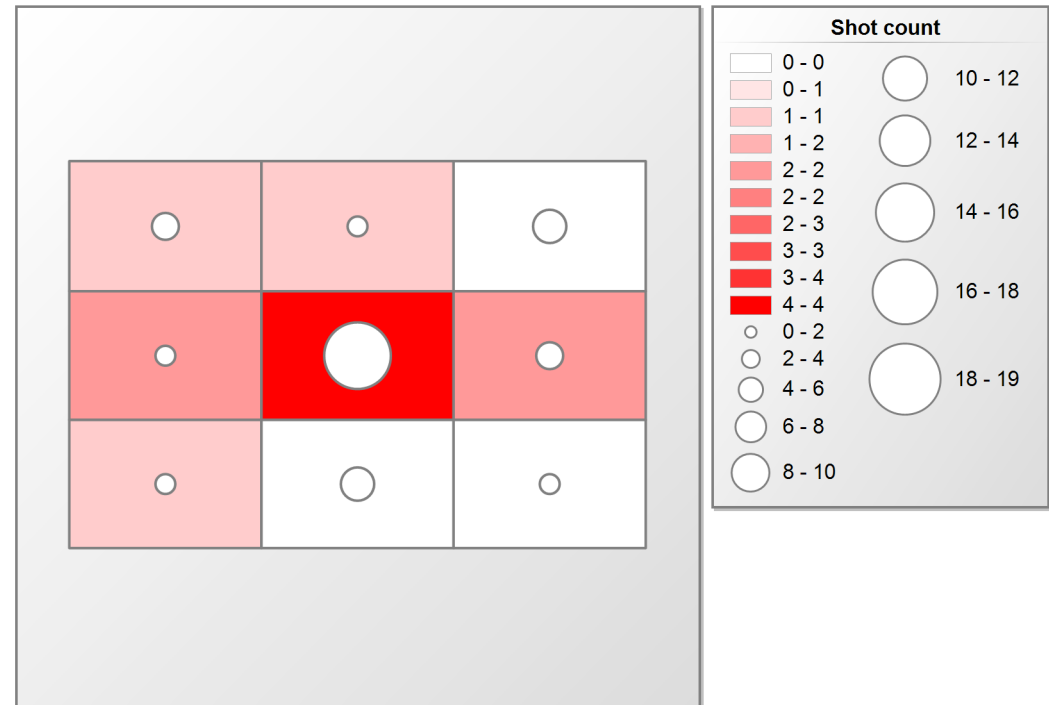


	Defense					Goal received				Total	Saves	Saves in %
	Body	Foot/Leg	Hand/Arm	Helmet	Total	missed	movement	no reaction	Total			
63 Leith Woods	15	5	16	2	38	1	6	4	11	49	38	77.55
Total	15	5	16	2	38	1	6	4	11	49	38	77.55

Shots and Saves



received Goals and shots

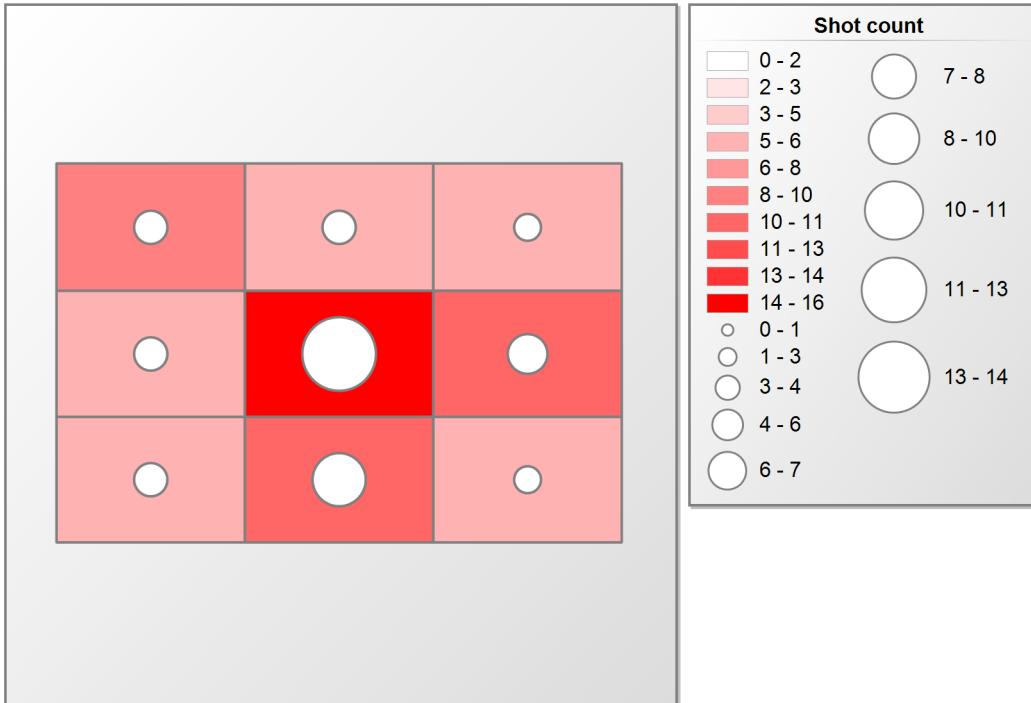


Event Statistics

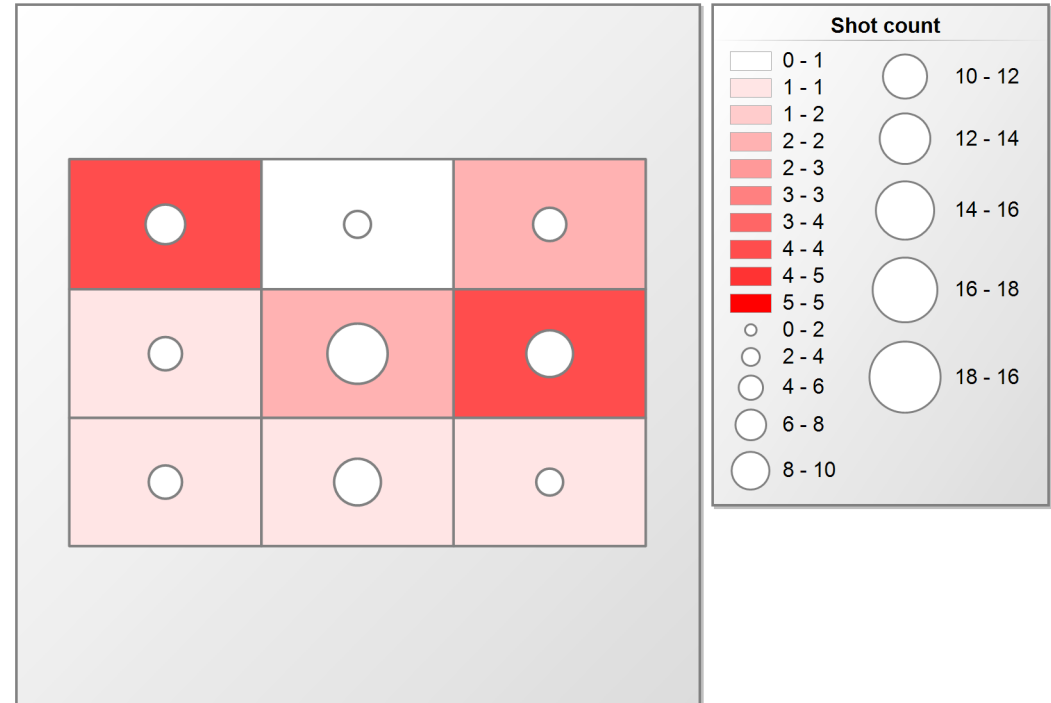


	Defense					Goal received					Total	Saves	Saves in %
	Body	Foot/Leg	Hand/Arm	Helmet	Total	missed	movement	no reaction	play around	Total			
29 Maria Amalie Møller	9	8	34	6	57	7	3	5	1	16	73	57	78.08
Total	9	8	34	6	57	7	3	5	1	16	73	57	78.08

Shots and Saves



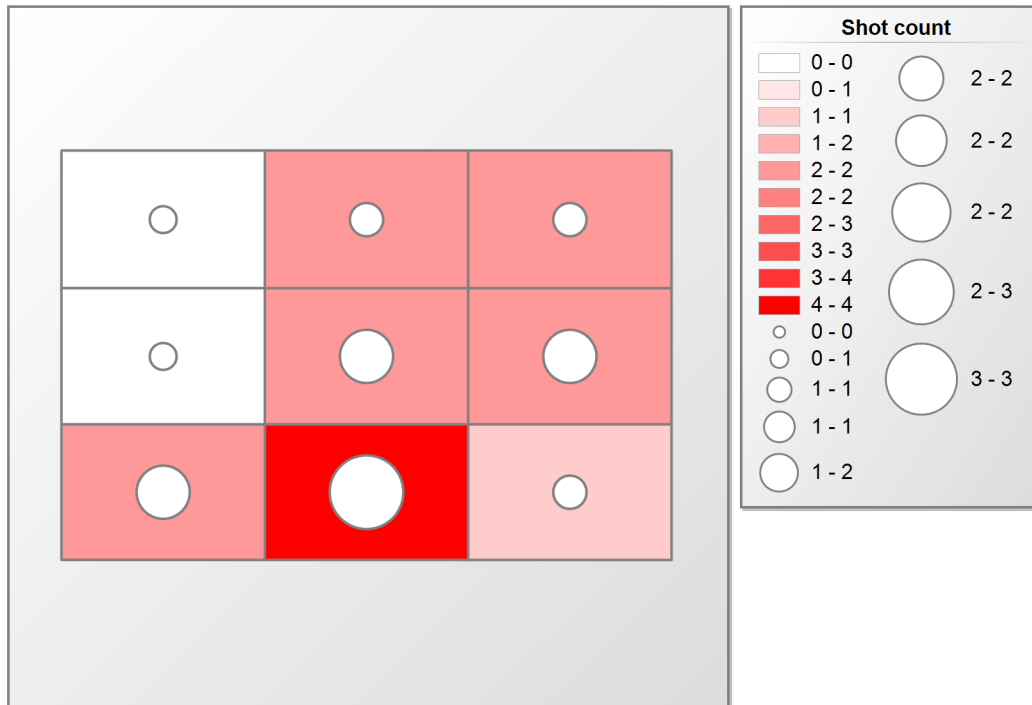
received Goals and shots



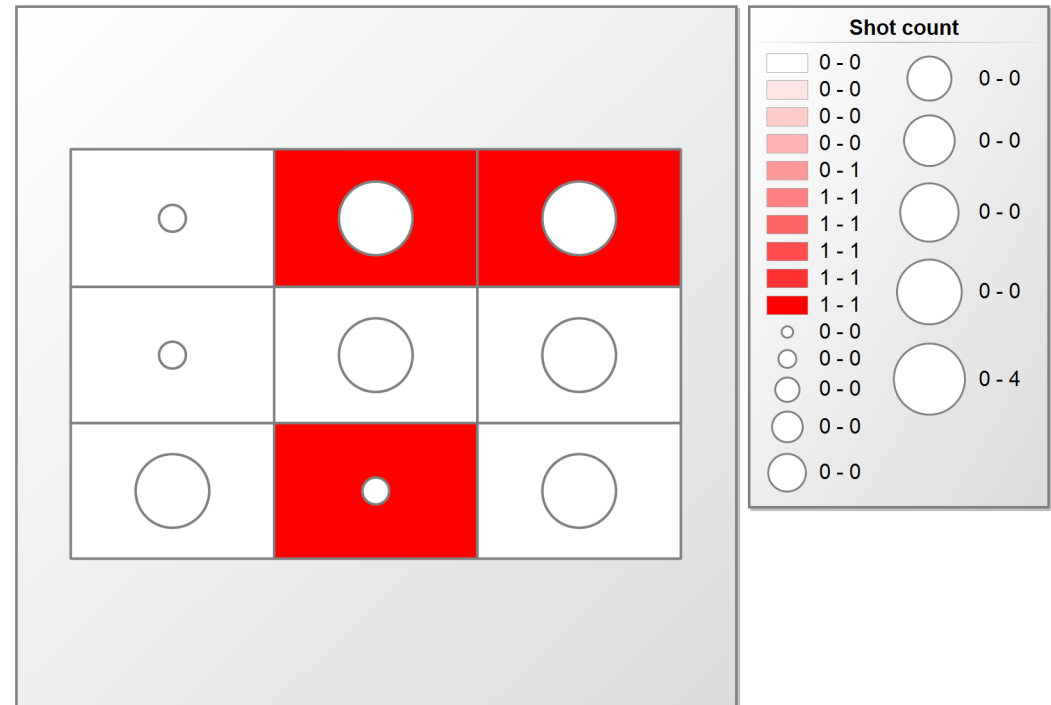
Event Statistics

	Defense				Goal received				Total	Saves	Saves in %
	Body	Foot/Leg	Hand/Arm	Total	between legs	missed	movement	Total			
2 Nao Wada	2	3	7	12	1	1	1	3	15	12	80.00
Total	2	3	7	12	1	1	1	3	15	12	80.00

Shots and Saves



received Goals and shots

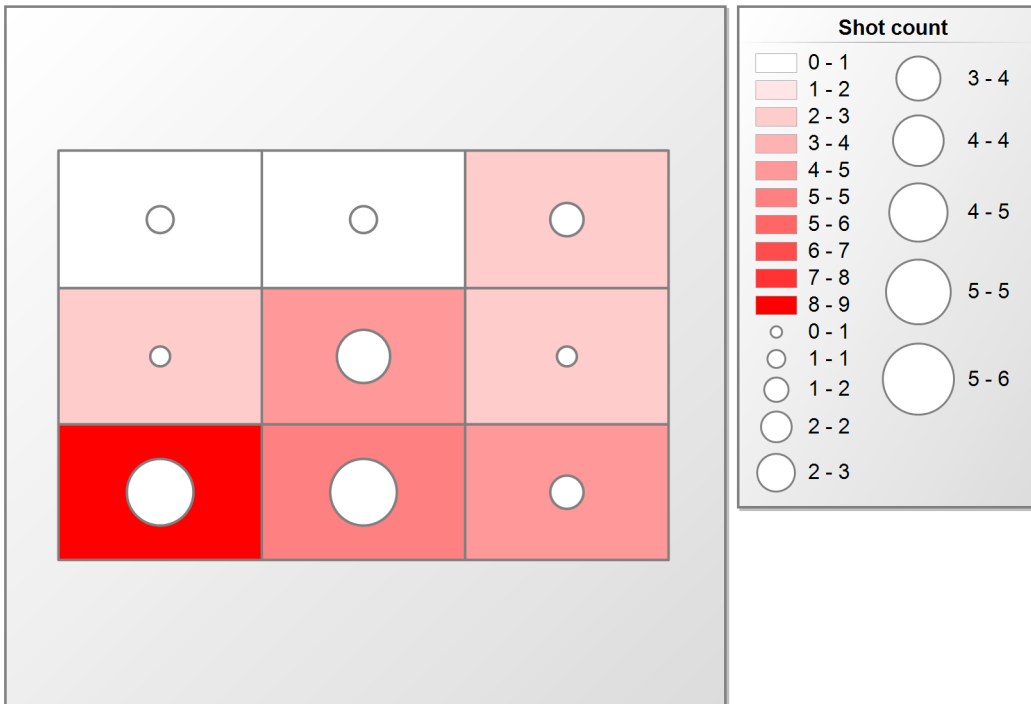


Event Statistics

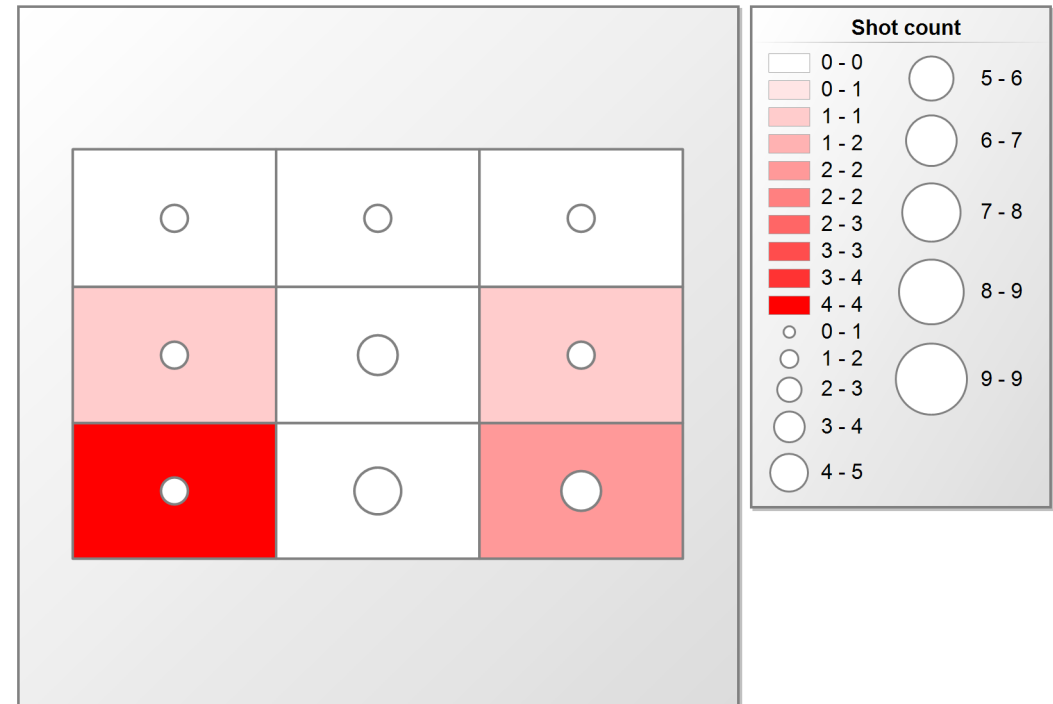


	Defense				Goal received				Total	Saves	Saves in %
	Body	Foot/Leg	Hand/Arm	Total	distracted	missed	no reaction	Total			
1 Annalina Van Hercke	7	4	9	20	1	5	2	8	28	20	71.43
Total	7	4	9	20	1	5	2	8	28	20	71.43

Shots and Saves



received Goals and shots

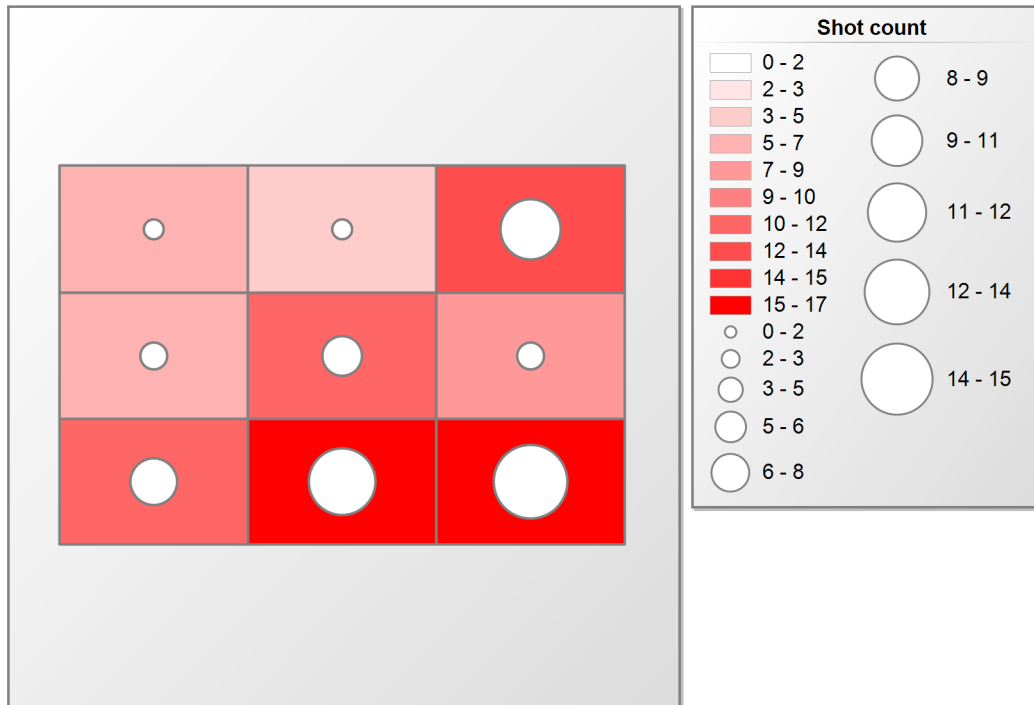


Event Statistics

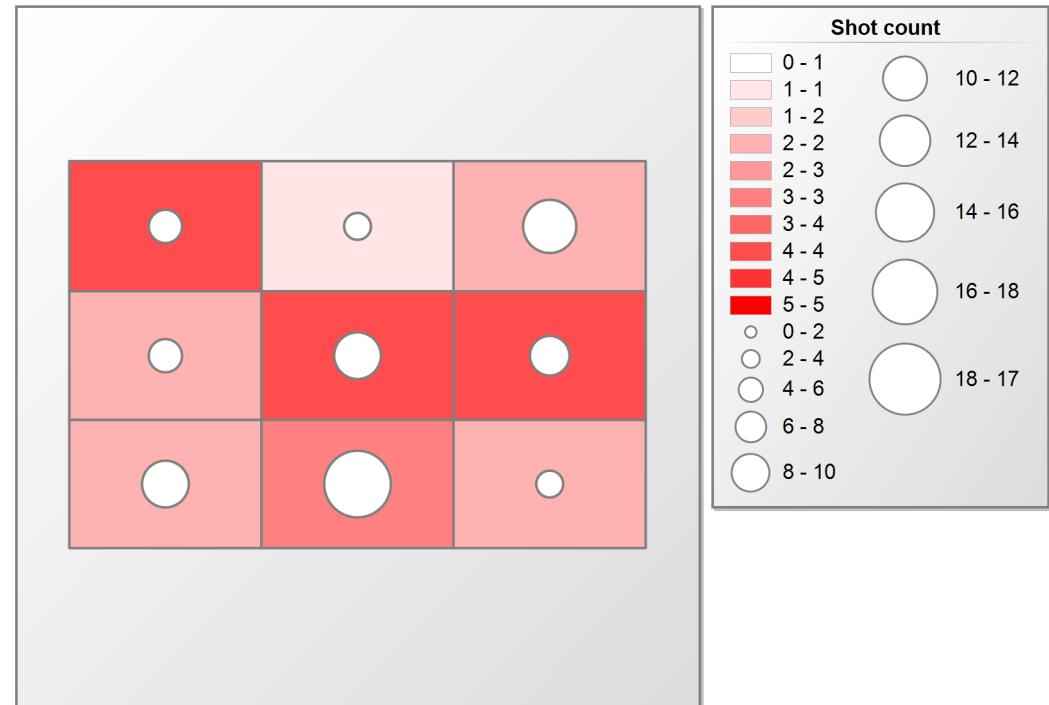


	Defense				Goal received				Total	Saves	Saves in %	
	Body	Foot/Leg	Hand/Arm	Total	distracted	missed	movement	no reaction				Total
31 Kate MacBean	18	13	37	68	1	16	3	4	24	92	68	73.91
Total	18	13	37	68	1	16	3	4	24	92	68	73.91

Shots and Saves



received Goals and shots

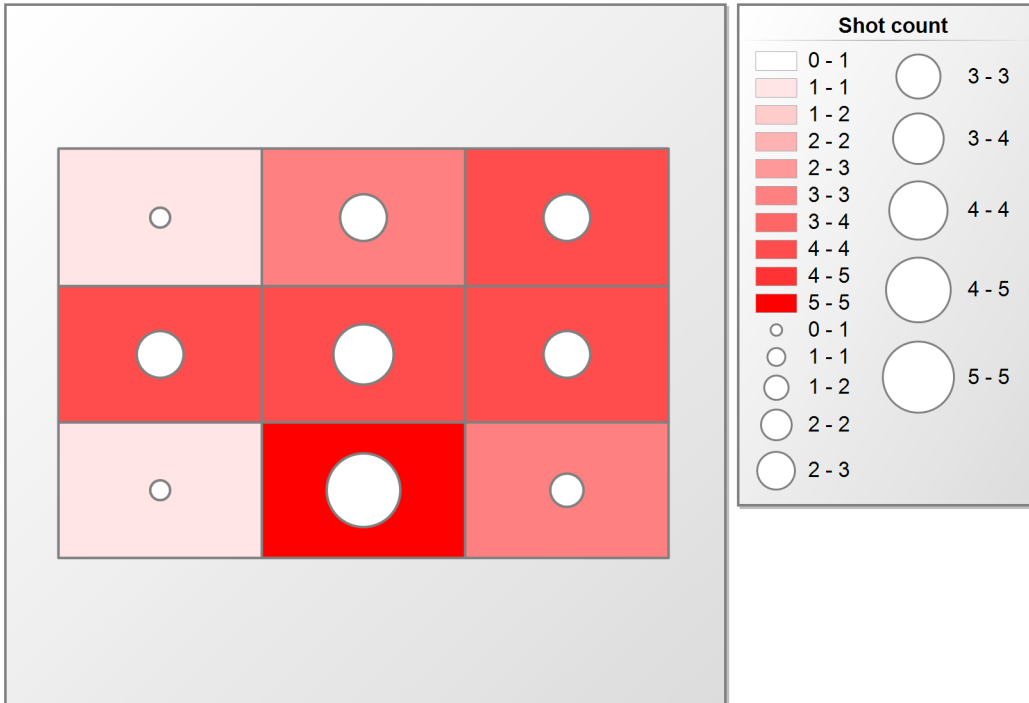


Event Statistics

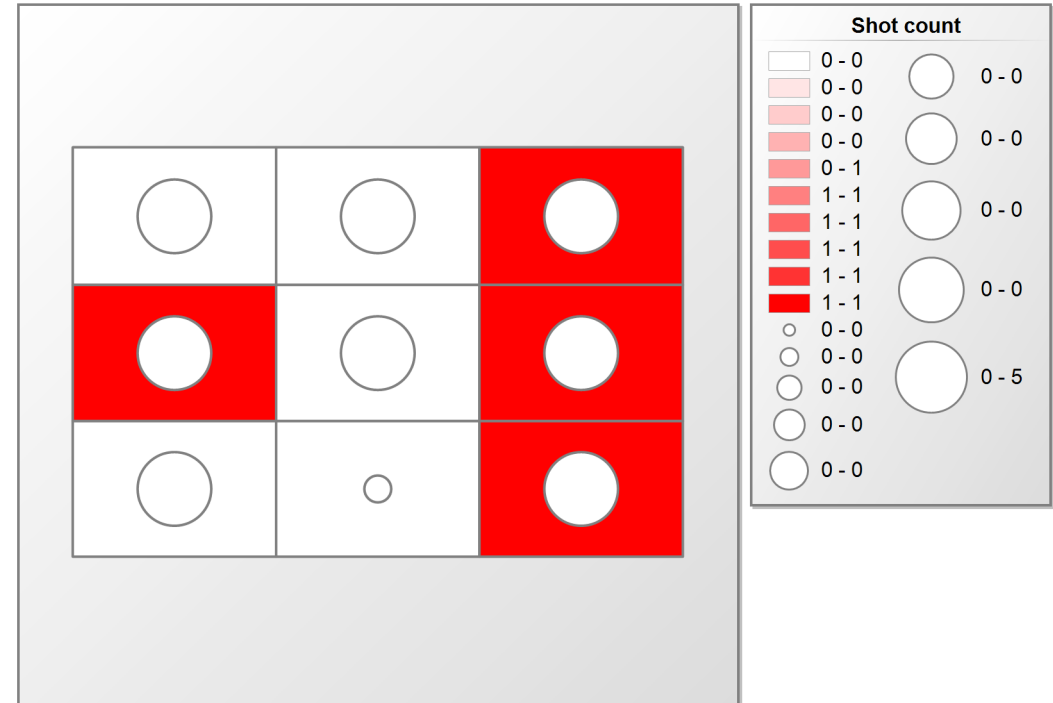


	Defense					Goal received			Total	Saves	Saves in %
	Body	Foot/Leg	Hand/Arm	Helmet	Total	movement	no reaction	Total			
89 Stine Moselund	4	4	16	1	25	3	1	4	29	25	86.21
Total	4	4	16	1	25	3	1	4	29	25	86.21

Shots and Saves



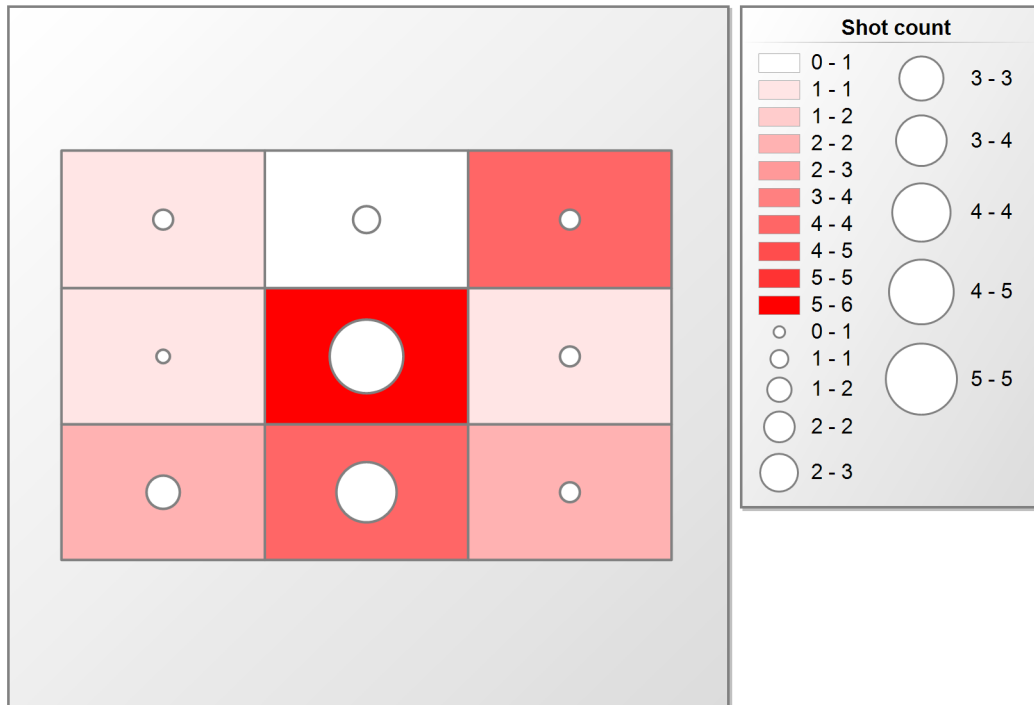
received Goals and shots



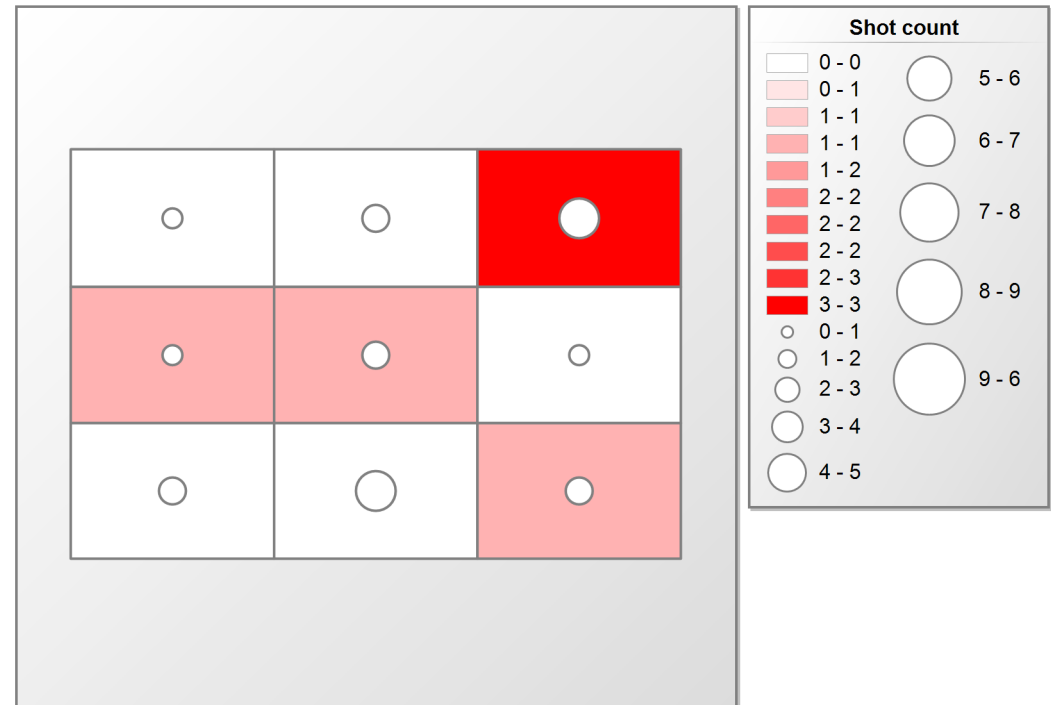
Event Statistics

	Defense				Goal received		Total	Saves	Saves in %
	Body	Foot/Leg	Hand/Arm	Total	missed	Total			
19 Somlak Suttiprapa	1	3	11	15	6	6	21	15	71.43
Total	1	3	11	15	6	6	21	15	71.43

Shots and Saves



received Goals and shots

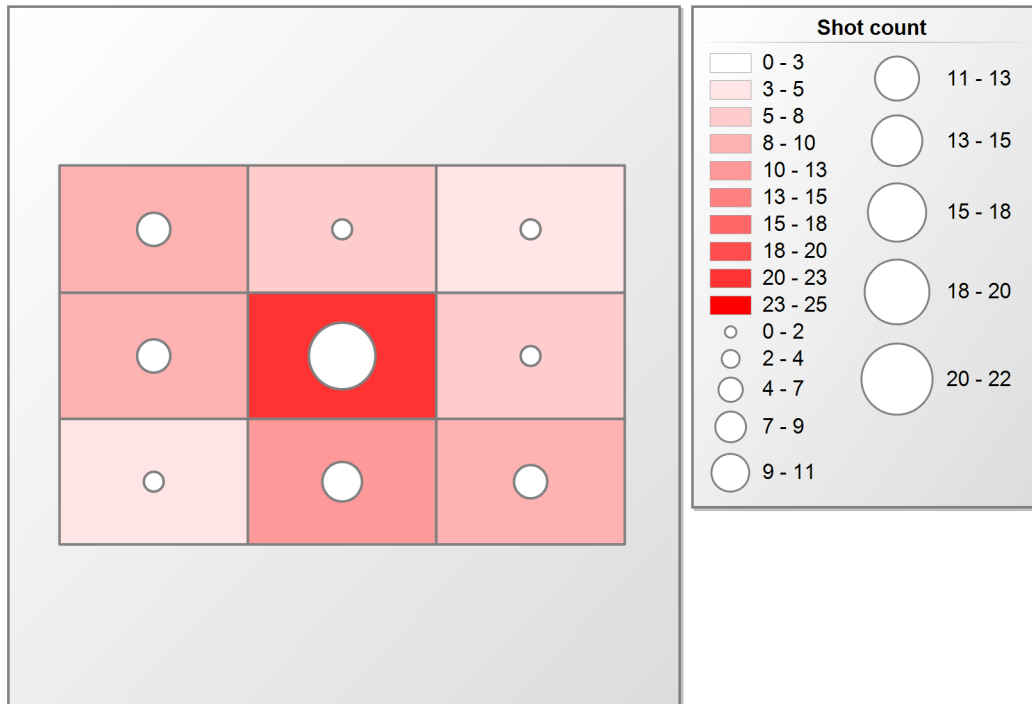


Event Statistics

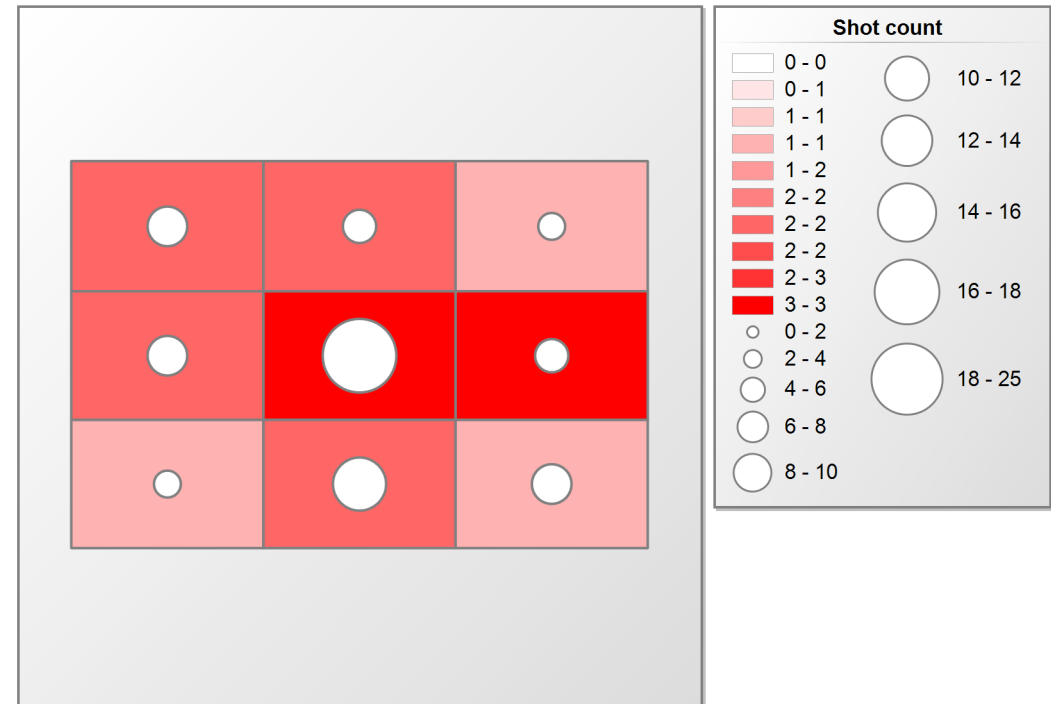


	Defense					Goal received					Total	Saves	Saves in %	
	Body	Foot/Leg	Hand/Arm	Helmet	Total	behind the goal	missed	movement	no reaction	transferred				Total
22 Pornsawan Soramak	14	9	39	3	65	1	13	1	1	1	17	82	65	79.27
Total	14	9	39	3	65	1	13	1	1	1	17	82	65	79.27

Shots and Saves



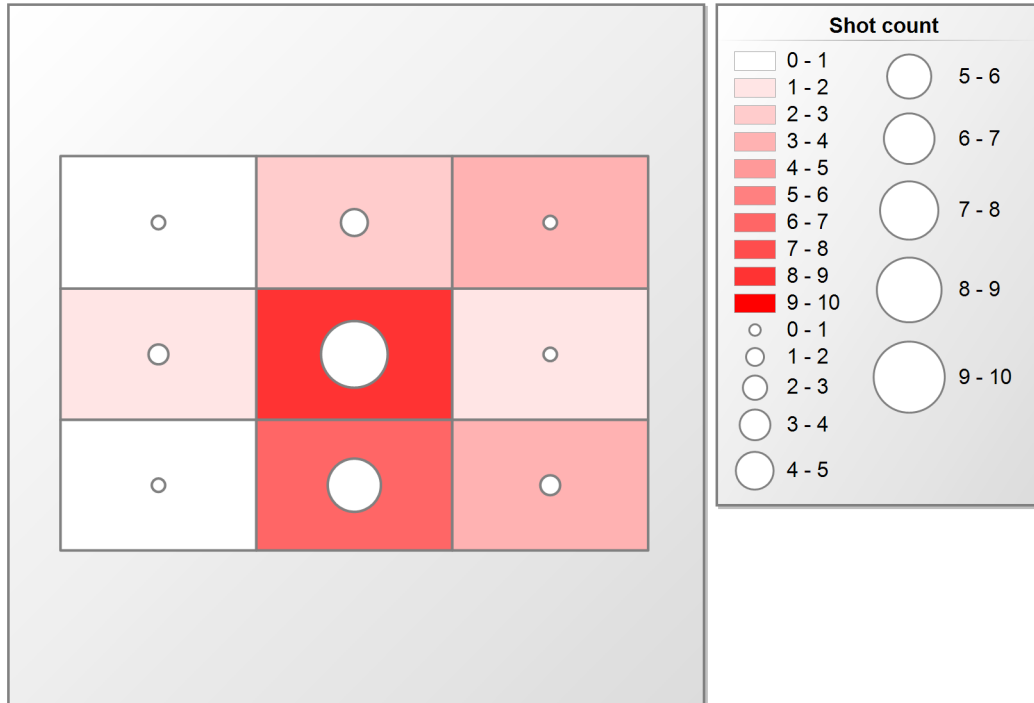
received Goals and shots



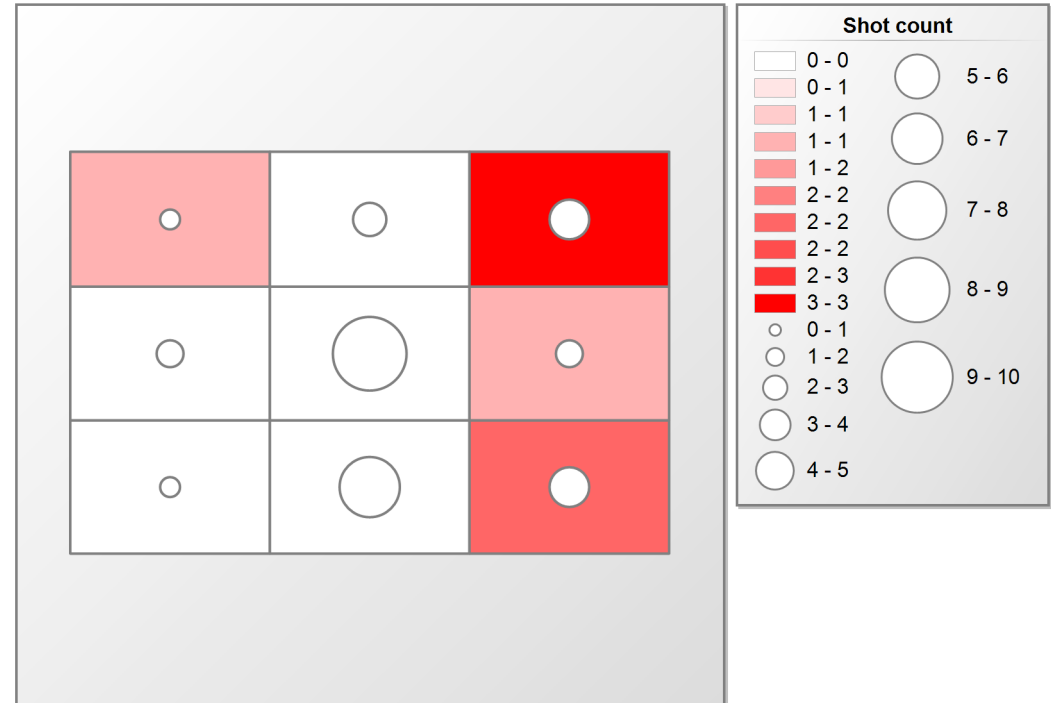
Event Statistics

	Defense				Goal received				Total	Saves	Saves in %	
	Body	Foot/Leg	Hand/Arm	Total	distracted	missed	movement	no reaction				Total
71 Nikola Přileská	4	10	12	26	1	2	2	2	7	33	26	78.79
Total	4	10	12	26	1	2	2	2	7	33	26	78.79

Shots and Saves



received Goals and shots

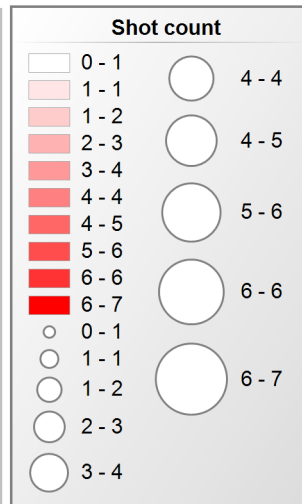
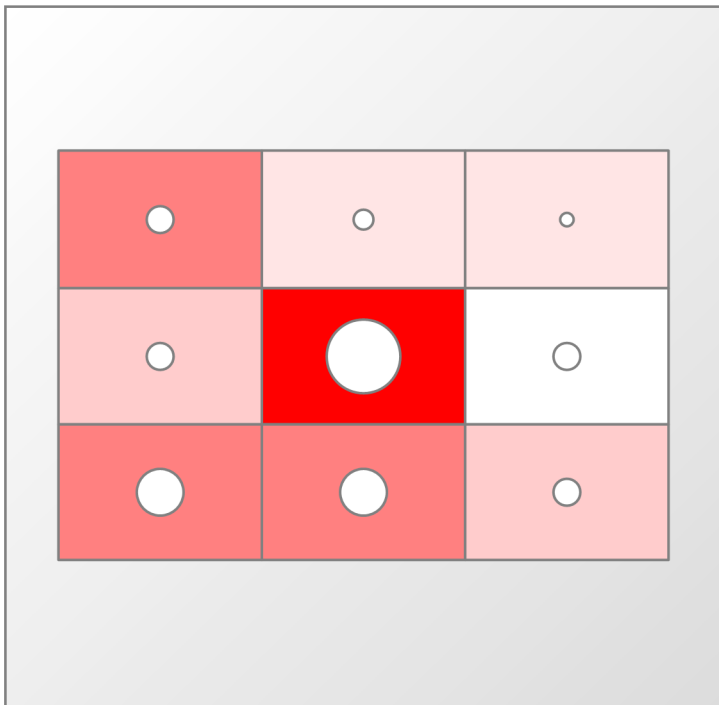


Event Statistics

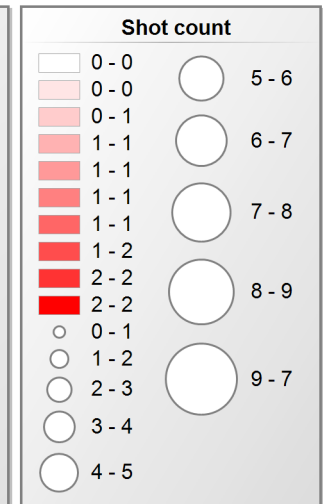
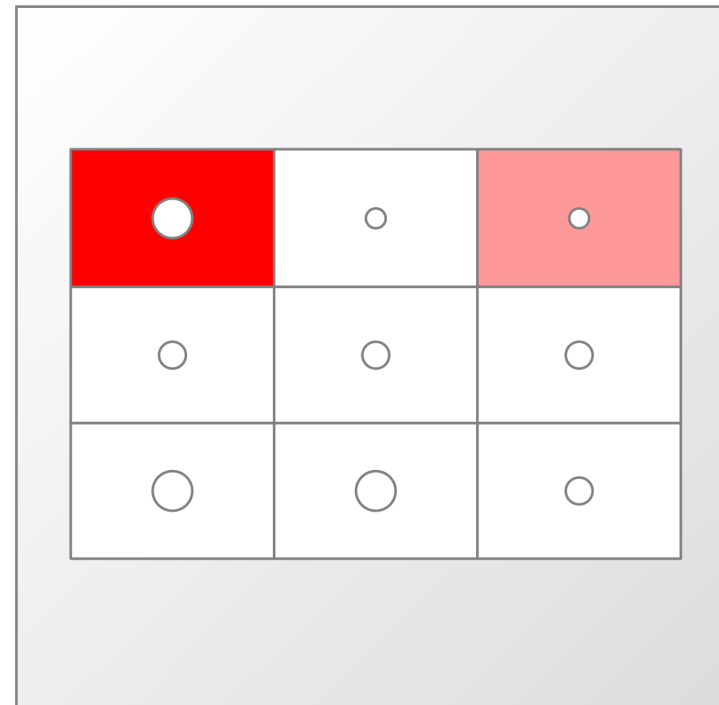


	Defense				Goal received		Total	Saves	Saves in %
	Body	Foot/Leg	Hand/Arm	Total	missed	Total			
1 Alexandra Durling	6	1	15	22	3	3	25	22	88.00
Total	6	1	15	22	3	3	25	22	88.00

Shots and Saves



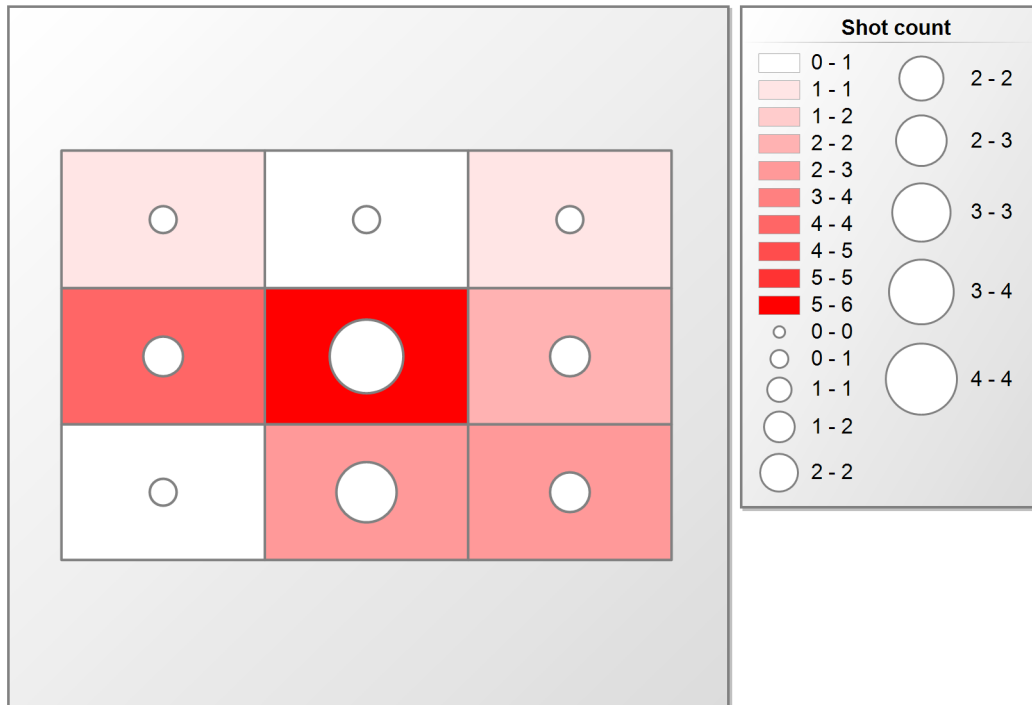
received Goals and shots



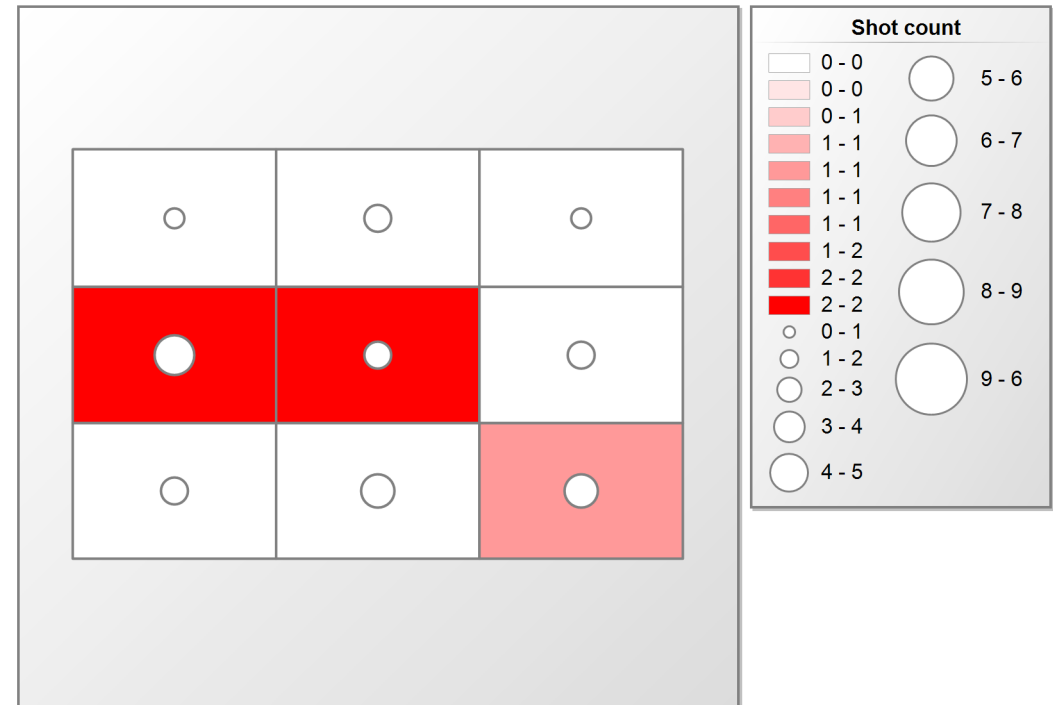
Event Statistics

	Defense				Goal received			Total	Saves	Saves in %
	Body	Foot/Leg	Hand/Arm	Total	movement	play around	Total			
29 Monika Schmid	2	2	11	15	4	1	5	20	15	75.00
Total	2	2	11	15	4	1	5	20	15	75.00

Shots and Saves



received Goals and shots

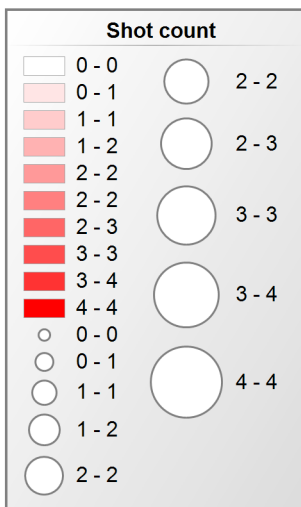
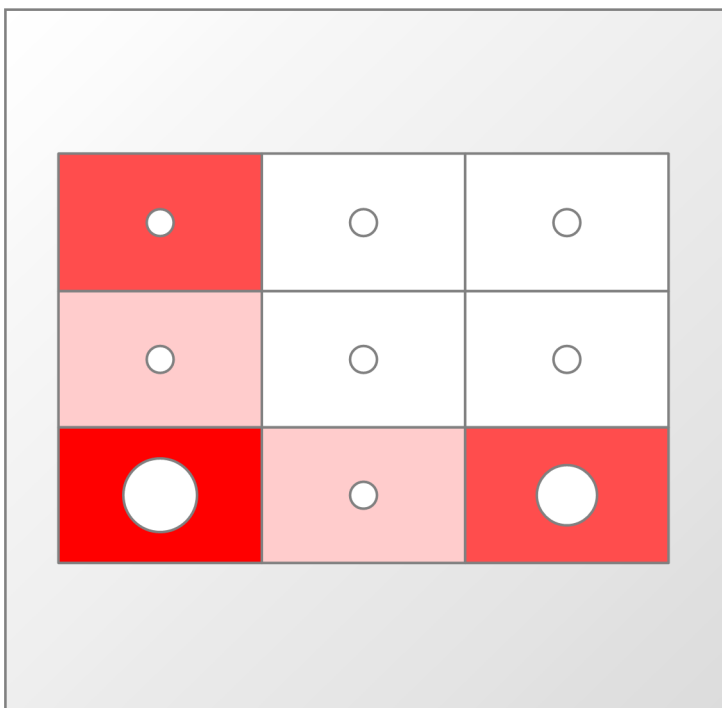


Event Statistics


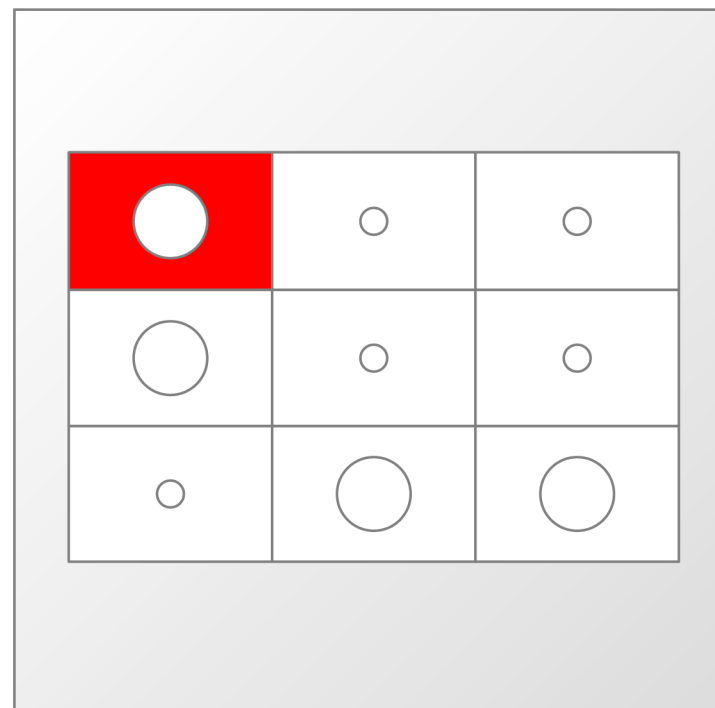


	Defense			Goal received				
	Foot/Leg	Hand/Arm	Total	missed	Total	Total	Saves	Saves in %
31 Mailis Elomaa	6	4	10	2	2	12	10	83.33
Total	6	4	10	2	2	12	10	83.33

Shots and Saves



received Goals and shots


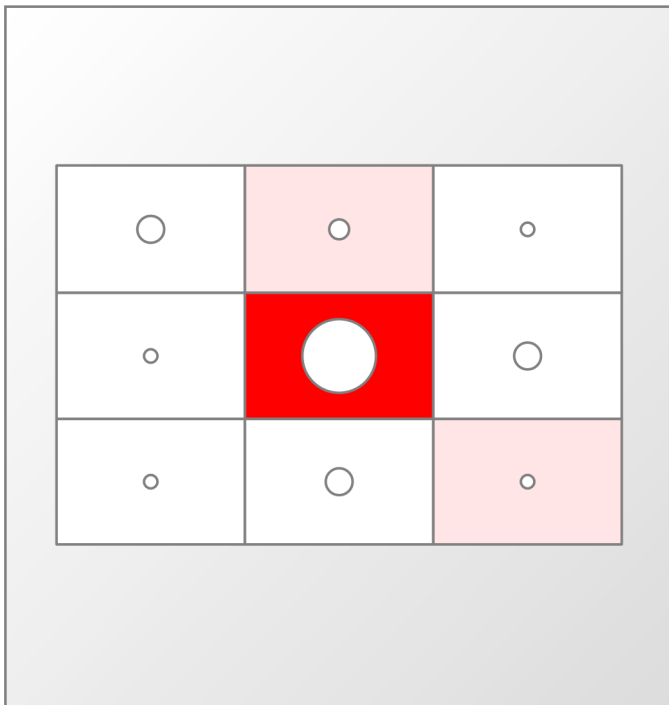


Event Statistics


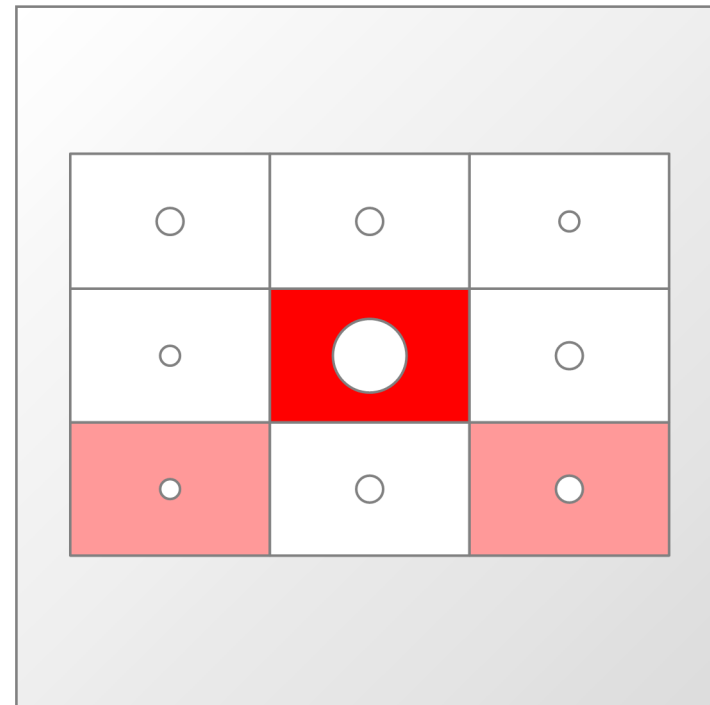


	Defense				Goal received			Total	Saves	Saves in %
	Body	Foot/Leg	Hand/Arm	Total	between legs	movement	Total			
14 Emilie Rohan	5	2	9	16	2	2	4	20	16	80.00
Total	5	2	9	16	2	2	4	20	16	80.00

Shots and Saves



received Goals and shots

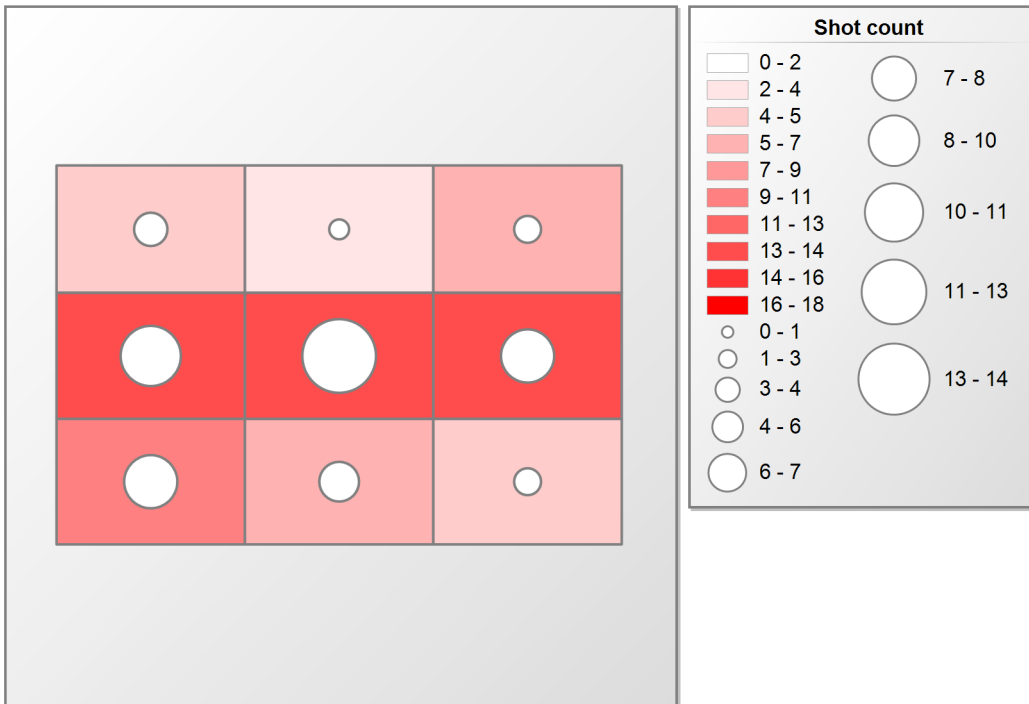


Event Statistics



	Defense					Goal received					Total	Saves	Saves in %
	Body	Foot/Leg	Hand/Arm	Helmet	Total	between legs	missed	movement	no reaction	Total			
52 Shannon Barnes	11	16	31	5	63	1	1	8	2	12	75	63	84.00
Total	11	16	31	5	63	1	1	8	2	12	75	63	84.00

Shots and Saves



received Goals and shots

