

Daily Statistics

December 9, 2019



Group Statistics

Group D



Group Statistics Group D

Games

07.12.2019 Game	Spectators	in %	Result	Duration
18:15 Australia - USA	241	1.79	5 : 4	01:47:00
Daily average	241	1.79		
08.12.2019 Game	Spectators	in %	Result	Duration
12:00 Thailand - Singapore	163	1.21	1 : 3	01:45:00
Daily average	163	1.21		
09.12.2019 Game	Spectators	in %	Result	Duration
10:30 Australia - Thailand	1'072	7.98	4 : 1	01:43:00
15:00 USA - Singapore	157	1.17	2 : 7	01:58:00
Daily average	615	9.14		
10.12.2019 Game	Spectators	in %	Result	Duration
10:30 Singapore - Australia	0	0.00	0 : 0	
16:30 USA - Thailand	0	0.00	0 : 0	
Daily average	0	0.00		
Event average	272			

Team Statistic

Team	Games played	Shots				Goals		Bullies			Penalties		
		Total	on Goal	% on Goal	Efficiency (%)	scored	in %	Total	won	in %	Total (min)	in %	Total (min eff.)
Australia	2	102	37	36.27	24.32	9	4.92	22	12	54.55	6	8.11	00:06:00
Singapore	2	152	61	40.13	16.39	10	5.46	27	12	44.44	6	8.11	00:06:00
Thailand	2	78	27	34.62	7.41	2	1.09	19	9	47.37	4	5.41	00:03:17
USA	2	105	41	39.05	14.63	6	3.28	30	15	50.00	2	2.70	00:02:00
		437	166	37.99	16.27	27		98			18		

Group Statistics Group D

Australia



	Goals achieved	Goals get	penalty minutes
Team overview	9	5	6

Player	Games played	Plus/Minus					Shots				Goals			Bullies			Penalties	
		+	-	balance	+ in %	- in %	Total	on Goal	% on Goal	Efficiency (%)	scored	Assists	in %	Total	won	in %	Total (min)	in %
10 Hodges Blaise	2	7	1	6	77.78	20.00	17	7	41.18	57.14	4	1	44.44	1	1	100.00	0	0.00
24 Staib Alexandra	2	2	2	0	22.22	40.00	4	3	75.00	0.00	0	3	0.00	0	0	0.00	0	0.00
28 Skene Yasmin	2	7	1	6	77.78	20.00	4	3	75.00	66.67	2	0	22.22	0	0	0.00	0	0.00
22 Bartrim Amanda	2	2	1	1	22.22	20.00	8	5	62.50	40.00	2	0	22.22	1	1	100.00	0	0.00
34 Meyer Tara	2	7	1	6	77.78	20.00	20	1	5.00	0.00	0	2	0.00	0	0	0.00	0	0.00
42 Miller Janelle	2	6	1	5	66.67	20.00	4	0	0.00	0.00	0	2	0.00	0	0	0.00	0	0.00
77 Birks Jessica	2	7	1	6	77.78	20.00	7	2	28.57	50.00	1	0	11.11	8	4	50.00	0	0.00
3 Hames Tiffany	2	1	4	-3	11.11	80.00	5	4	80.00	0.00	0	0	0.00	0	0	0.00	0	0.00
6 Luttrell Abbey	2	1	2	-1	11.11	40.00	8	4	50.00	0.00	0	0	0.00	2	1	50.00	0	0.00
8 Newland Isabelle	2	0	3	-3	0.00	60.00	3	1	33.33	0.00	0	0	0.00	0	0	0.00	0	0.00
9 Dwyer Vanessa	2	1	1	0	11.11	20.00	7	3	42.86	0.00	0	0	0.00	0	0	0.00	0	0.00
11 Sargeant Mackenzie	2	1	2	-1	11.11	40.00	2	1	50.00	0.00	0	0	0.00	0	0	0.00	0	0.00
13 Burtenshaw Rosemary	2	0	2	-2	0.00	40.00	0	0	0.00	0.00	0	0	0.00	0	0	0.00	2	33.33
23 Salter Shannon	2	1	0	1	11.11	0.00	2	0	0.00	0.00	0	0	0.00	0	0	0.00	2	33.33
29 Margetts Carolyn	2	1	3	-2	11.11	60.00	10	3	30.00	0.00	0	0	0.00	10	5	50.00	2	33.33
81 Kambersky Karolina	2	1	0	1	11.11	0.00	1	0	0.00	0.00	0	0	0.00	0	0	0.00	0	0.00
							102	37	36.27	24.32				22	12	54.55	6	



Australia

Group Statistics Group D

bar	0	0.00 %
blocked	0	0.00 %
missed	0	0.00 %
on goal	0	0.00 %
Shots	0	0.00 %
Scores	0	0.00 %

bar	0	0.00 %
blocked	0	0.00 %
missed	1	9.09 %
on goal	10	90.91 %
Shots	11	10.78 %
Scores	3	33.33 %

bar	0	0.00 %
blocked	0	0.00 %
missed	0	0.00 %
on goal	0	0.00 %
Shots	0	0.00 %
Scores	0	0.00 %

bar	2	10.53 %
blocked	5	26.32 %
missed	6	31.58 %
on goal	6	31.58 %
Shots	19	18.63 %
Scores	1	11.11 %

bar	1	5.88 %
blocked	2	11.76 %
missed	5	29.41 %
on goal	9	52.94 %
Shots	17	16.67 %
Scores	3	33.33 %

bar	0	0.00 %
blocked	1	5.00 %
on goal	7	35.00 %
missed	12	60.00 %
Shots	20	19.61 %
Scores	2	22.22 %

bar	1	4.35 %
missed	2	8.70 %
on goal	2	8.70 %
blocked	18	78.26 %
Shots	23	22.55 %
Scores	0	0.00 %

bar	0	0.00 %
on goal	1	10.00 %
blocked	3	30.00 %
missed	6	60.00 %
Shots	10	9.80 %
Scores	0	0.00 %

bar	0	0.00 %
blocked	0	0.00 %
missed	0	0.00 %
on goal	2	100.00 %
Shots	2	1.96 %
Scores	0	0.00 %

bar	4	3.92 %
blocked	29	28.43 %
missed	32	31.37 %
on goal	37	36.27 %
Shots	102	
Scores	9	

Total on Goal	0
Total Shots	0
Total Scores	0
Precision	NaN
Efficiency	NaN

Total on Goal	10
Total Shots	11
Total Scores	3
Precision	90.91 %
Efficiency	30.00 %

Total on Goal	0
Total Shots	0
Total Scores	0
Precision	NaN
Efficiency	NaN

Total on Goal	6
Total Shots	19
Total Scores	1
Precision	31.58 %
Efficiency	16.67 %

Total on Goal	9
Total Shots	17
Total Scores	3
Precision	52.94 %
Efficiency	33.33 %

Total on Goal	7
Total Shots	20
Total Scores	2
Precision	35.00 %
Efficiency	28.57 %

Total on Goal	2
Total Shots	23
Total Scores	0
Precision	8.70 %
Efficiency	0.00 %

Total on Goal	1
Total Shots	10
Total Scores	0
Precision	10.00 %
Efficiency	0.00 %

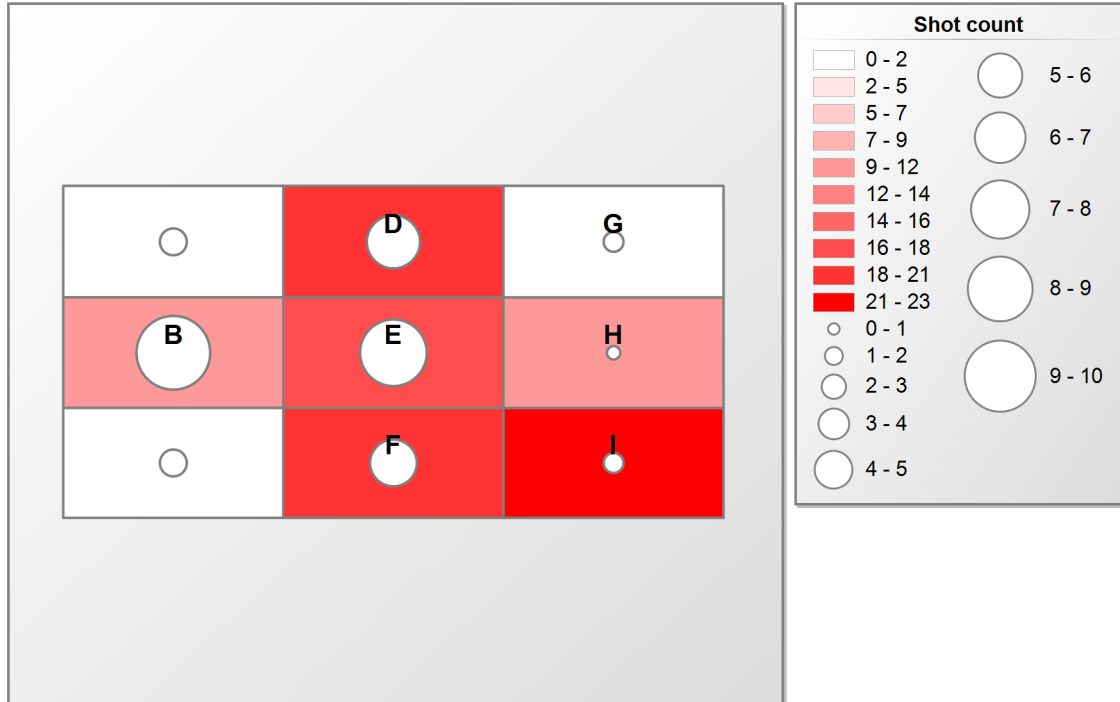
Total on Goal	2
Total Shots	2
Total Scores	0
Precision	100.00 %
Efficiency	0.00 %

Total on Goal	37
Total Shots	102
Total Scores	9
Precision	36.27 %
Efficiency	24.32 %

Group Statistics Group D



Short distribution and shots on goal



Zone (Fields)	B	D	E	F	G	H	I	Total
Total	11	20	17	19	2	10	23	102
on Goal (Circles)	10	7	9	6	2	1	2	37

Group Statistics Group D

USA



	Goals achieved	Goals get	penalty minutes
Team overview	6	12	2

Player	Games	Plus/Minus					Shots				Goals			Bullies			Penalties	
	played	+	-	balance	+ in %	- in %	Total	on Goal	% on Goal	Efficiency (%)	scored	Assists	in %	Total	won	in %	Total (min)	in %
25 Lindberg Christine	2	4	9	-5	66.67	75.00	13	5	38.46	40.00	2	1	33.33	0	0	0.00	0	0.00
8 Hågström Marie	2	4	8	-4	66.67	66.67	30	14	46.67	14.29	2	1	33.33	16	9	56.25	0	0.00
3 Lindström Victoria	2	5	4	1	83.33	33.33	12	7	58.33	0.00	0	2	0.00	0	0	0.00	0	0.00
57 Johansson Selma	2	2	3	-1	33.33	25.00	10	2	20.00	50.00	1	0	16.67	12	4	33.33	0	0.00
30 Niskanen Vera	2	1	0	1	16.67	0.00	3	3	100.00	33.33	1	0	16.67	0	0	0.00	0	0.00
13 Carlino Lexie	2	2	3	-1	33.33	25.00	7	0	0.00	0.00	0	1	0.00	0	0	0.00	0	0.00
14 Gerber Tiffany	2	4	8	-4	66.67	66.67	8	4	50.00	0.00	0	1	0.00	0	0	0.00	2	100.00
2 MacArthur Jenny	2	1	3	-2	16.67	25.00	6	3	50.00	0.00	0	0	0.00	0	0	0.00	0	0.00
6 Bluhm Jenna	2	0	0	0	0.00	0.00	1	1	100.00	0.00	0	0	0.00	0	0	0.00	0	0.00
7 Zürcher Andrea	2	1	3	-2	16.67	25.00	2	0	0.00	0.00	0	0	0.00	0	0	0.00	0	0.00
9 Hansen Natascha	2	0	1	-1	0.00	8.33	2	0	0.00	0.00	0	0	0.00	0	0	0.00	0	0.00
11 Hausman Jenna	2	4	8	-4	66.67	66.67	2	0	0.00	0.00	0	0	0.00	0	0	0.00	0	0.00
12 Leuma Sophia	2	0	2	-2	0.00	16.67	1	1	100.00	0.00	0	0	0.00	0	0	0.00	0	0.00
19 Hall Alyssa	2	1	3	-2	16.67	25.00	2	0	0.00	0.00	0	0	0.00	0	0	0.00	0	0.00
21 Torretta Casey Lee	2	0	0	0	0.00	0.00	0	0	0.00	0.00	0	0	0.00	0	0	0.00	0	0.00
71 Gerecke Saskia	2	0	2	-2	0.00	16.67	1	0	0.00	0.00	0	0	0.00	1	1	100.00	0	0.00
98 Kostal Andrea	2	1	3	-2	16.67	25.00	5	1	20.00	0.00	0	0	0.00	1	1	100.00	0	0.00
							105	41	39.05	14.63				30	15	50.00	2	

Group Statistics Group D



USA

bar	0	0.00 %
blocked	0	0.00 %
on goal	0	0.00 %
missed	1	100.00 %
Shots	1	0.95 %
Scores	0	0.00 %

bar	1	12.50 %
blocked	1	12.50 %
missed	3	37.50 %
on goal	3	37.50 %
Shots	8	7.62 %
Scores	1	16.67 %

bar	0	0.00 %
blocked	0	0.00 %
missed	1	50.00 %
on goal	1	50.00 %
Shots	2	1.90 %
Scores	0	0.00 %

bar	0	0.00 %
missed	2	14.29 %
blocked	6	42.86 %
on goal	6	42.86 %
Shots	14	13.33 %
Scores	0	0.00 %

bar	0	0.00 %
blocked	4	22.22 %
missed	6	33.33 %
on goal	8	44.44 %
Shots	18	17.14 %
Scores	1	16.67 %

bar	0	0.00 %
missed	7	26.92 %
blocked	8	30.77 %
on goal	11	42.31 %
Shots	26	24.76 %
Scores	2	33.33 %

bar	1	14.29 %
missed	1	14.29 %
on goal	2	28.57 %
blocked	3	42.86 %
Shots	7	6.67 %
Scores	1	16.67 %

bar	0	0.00 %
missed	3	20.00 %
blocked	6	40.00 %
on goal	6	40.00 %
Shots	15	14.29 %
Scores	1	16.67 %

bar	0	0.00 %
missed	3	21.43 %
on goal	4	28.57 %
blocked	7	50.00 %
Shots	14	13.33 %
Scores	0	0.00 %

bar	2	1.90 %
missed	27	25.71 %
blocked	35	33.33 %
on goal	41	39.05 %
Shots	105	
Scores	6	

Total on Goal	0	Total on Goal	3	Total on Goal	1
Total Shots	1	Total Shots	8	Total Shots	2
Total Scores	0	Total Scores	1	Total Scores	0
Precision	0.00 %	Precision	37.50 %	Precision	50.00 %
Efficiency	NaN	Efficiency	33.33 %	Efficiency	0.00 %

Total on Goal	6	Total on Goal	8	Total on Goal	11
Total Shots	14	Total Shots	18	Total Shots	26
Total Scores	0	Total Scores	1	Total Scores	2
Precision	42.86 %	Precision	44.44 %	Precision	42.31 %
Efficiency	0.00 %	Efficiency	12.50 %	Efficiency	18.18 %

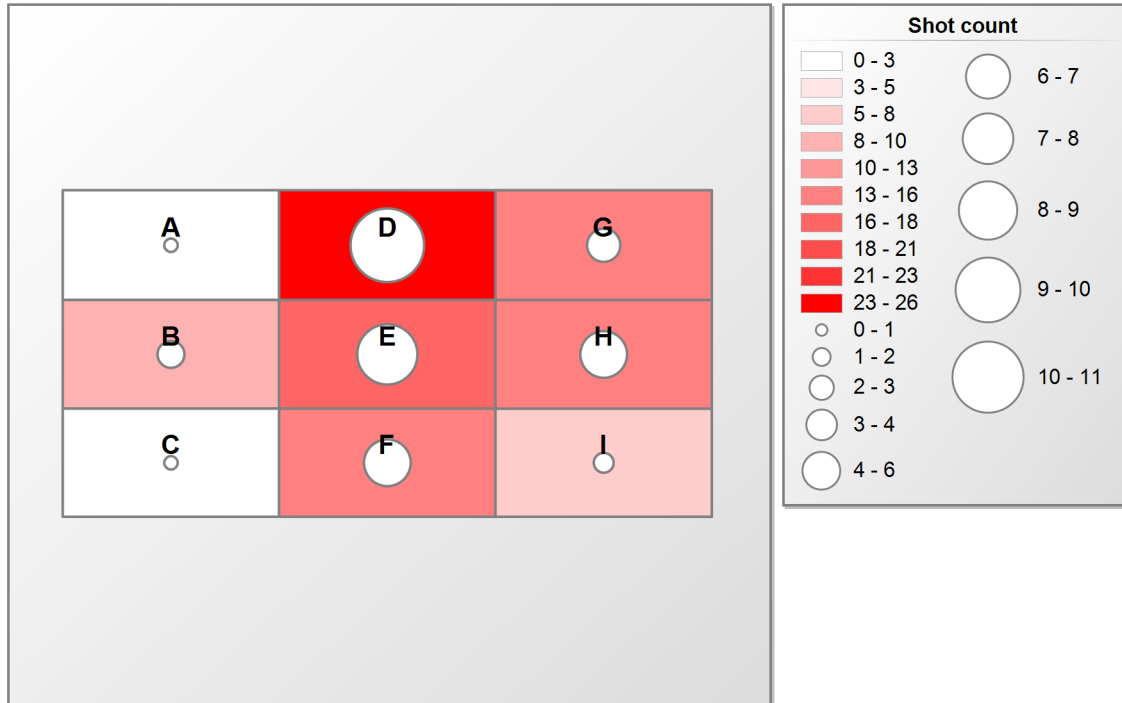
Total on Goal	2	Total on Goal	6	Total on Goal	4
Total Shots	7	Total Shots	15	Total Shots	14
Total Scores	1	Total Scores	1	Total Scores	0
Precision	28.57 %	Precision	40.00 %	Precision	28.57 %
Efficiency	50.00 %	Efficiency	16.67 %	Efficiency	0.00 %

Total on Goal	41
Total Shots	105
Total Scores	6
Precision	39.05 %
Efficiency	14.63 %

Group Statistics Group D



Short distribution and shots on goal



Zone (Fields)	A	B	C	D	E	F	G	H	I	Total
Total	2	8	1	26	18	14	14	15	7	105
on Goal (Circles)	1	3	0	11	8	6	4	6	2	41

Group Statistics Group D

Singapore



	Goals achieved	Goals get	penalty minutes
Team overview	10	3	6

Player	Games	Plus/Minus					Shots				Goals			Bullies			Penalties	
	played	+	-	balance	+ in %	- in %	Total	on Goal	% on Goal	Efficiency (%)	scored	Assists	in %	Total	won	in %	Total (min)	in %
14 Yee Yun Shawn	2	2	0	2	20.00	0.00	9	3	33.33	66.67	2	0	20.00	0	0	0.00	0	0.00
9 Ong Jerelee	2	4	3	1	40.00	100.00	10	7	70.00	28.57	2	0	20.00	2	0	0.00	0	0.00
8 Khairul Anuar Siti Nurhaliza	2	4	3	1	40.00	100.00	15	4	26.67	25.00	1	1	10.00	1	1	100.00	2	33.33
36 Yeo Shannon	2	4	2	2	40.00	66.67	11	5	45.45	20.00	1	1	10.00	0	0	0.00	0	0.00
3 Yeo Xuan	2	4	0	4	40.00	0.00	6	2	33.33	0.00	0	2	0.00	0	0	0.00	0	0.00
77 Ong Tiffany	2	4	0	4	40.00	0.00	7	1	14.29	100.00	1	0	10.00	0	0	0.00	0	0.00
22 Yeap Amanda	2	4	0	4	40.00	0.00	8	3	37.50	33.33	1	0	10.00	12	5	41.67	0	0.00
6 Lim Mindy	2	4	0	4	40.00	0.00	9	5	55.56	20.00	1	0	10.00	0	0	0.00	0	0.00
11 Lim Pearlynn	2	3	3	0	30.00	100.00	13	8	61.54	0.00	0	1	0.00	0	0	0.00	0	0.00
16 Tan Jowie	2	2	0	2	20.00	0.00	4	2	50.00	0.00	0	1	0.00	7	4	57.14	0	0.00
51 Ong Hui Hui	2	4	0	4	40.00	0.00	15	4	26.67	0.00	0	1	0.00	0	0	0.00	0	0.00
4 Tan Hui Zhi	2	2	1	1	20.00	33.33	4	3	75.00	0.00	0	0	0.00	1	0	0.00	0	0.00
15 Lim Felicia	2	1	2	-1	10.00	66.67	2	0	0.00	0.00	0	0	0.00	0	0	0.00	2	33.33
19 Wee Natalia	2	0	1	-1	0.00	33.33	7	3	42.86	0.00	0	0	0.00	1	1	100.00	0	0.00
24 Chu Lina	2	1	0	1	10.00	0.00	4	2	50.00	0.00	0	0	0.00	0	0	0.00	0	0.00
29 Ong Swee Ling	2	1	0	1	10.00	0.00	6	0	0.00	0.00	0	0	0.00	0	0	0.00	2	33.33
39 Poh Debbie	2	3	0	3	30.00	0.00	14	4	28.57	0.00	0	0	0.00	1	1	100.00	0	0.00
66 Lok Michelle	2	2	0	2	20.00	0.00	8	5	62.50	0.00	0	0	0.00	2	0	0.00	0	0.00
							152	61	40.13	14.75				27	12	44.44	6	

Group Statistics Group D



Singapore

bar	0	0.00 %
blocked	0	0.00 %
missed	0	0.00 %
on goal	0	0.00 %
Shots	0	0.00 %
Scores	0	0.00 %

bar	0	0.00 %
blocked	0	0.00 %
missed	3	50.00 %
on goal	3	50.00 %
Shots	6	3.95 %
Scores	2	20.00 %

bar	0	0.00 %
blocked	0	0.00 %
missed	0	0.00 %
on goal	1	100.00 %
Shots	1	0.66 %
Scores	0	0.00 %

bar	0	0.00 %
blocked	4	23.53 %
on goal	6	35.29 %
missed	7	41.18 %
Shots	17	11.18 %
Scores	1	10.00 %

bar	1	2.78 %
missed	6	16.67 %
blocked	8	22.22 %
on goal	21	58.33 %
Shots	36	23.68 %
Scores	5	50.00 %

bar	0	0.00 %
missed	2	16.67 %
blocked	3	25.00 %
on goal	7	58.33 %
Shots	12	7.89 %
Scores	2	20.00 %

bar	0	0.00 %
missed	5	29.41 %
on goal	5	29.41 %
blocked	7	41.18 %
Shots	17	11.18 %
Scores	0	0.00 %

bar	1	2.70 %
missed	10	27.03 %
on goal	10	27.03 %
blocked	16	43.24 %
Shots	37	24.34 %
Scores	0	0.00 %

bar	0	0.00 %
missed	8	30.77 %
on goal	8	30.77 %
blocked	10	38.46 %
Shots	26	17.11 %
Scores	0	0.00 %

bar	2	1.32 %
missed	41	26.97 %
blocked	48	31.58 %
on goal	61	40.13 %
Shots	152	
Scores	10	

Total on Goal	0	Total on Goal	3	Total on Goal	1
Total Shots	0	Total Shots	6	Total Shots	1
Total Scores	0	Total Scores	2	Total Scores	0
Precision	NaN	Precision	50.00 %	Precision	100.00 %
Efficiency	NaN	Efficiency	66.67 %	Efficiency	0.00 %

Total on Goal	6	Total on Goal	21	Total on Goal	7
Total Shots	17	Total Shots	36	Total Shots	12
Total Scores	1	Total Scores	5	Total Scores	2
Precision	35.29 %	Precision	58.33 %	Precision	58.33 %
Efficiency	16.67 %	Efficiency	23.81 %	Efficiency	28.57 %

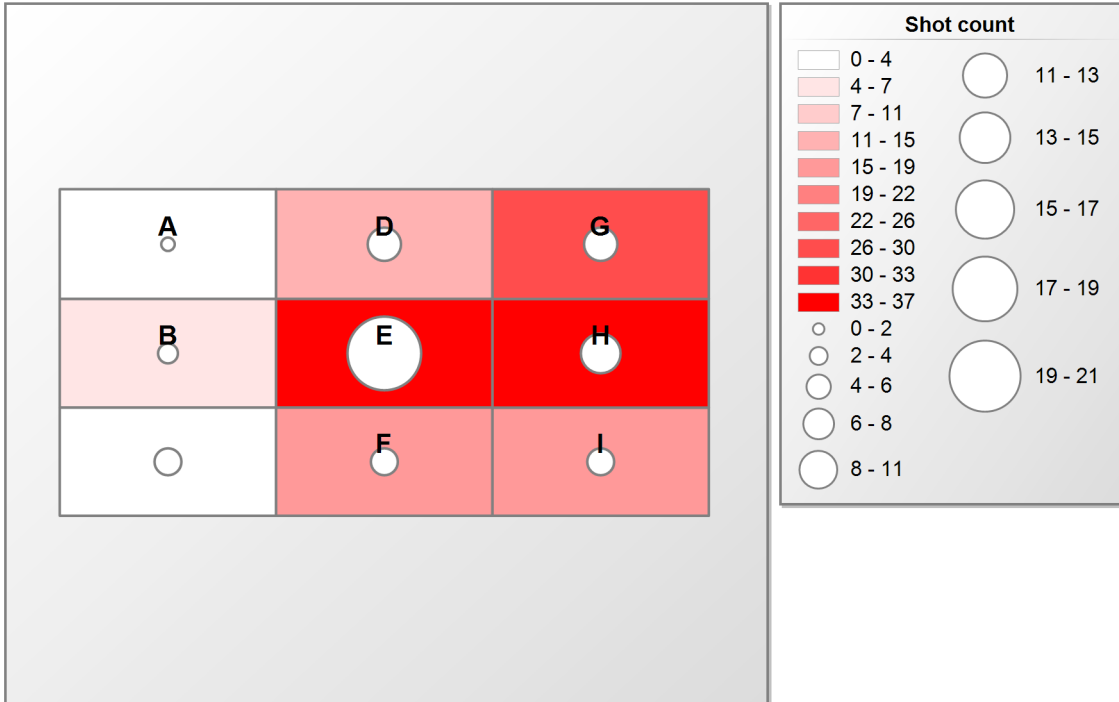
Total on Goal	5	Total on Goal	10	Total on Goal	8
Total Shots	17	Total Shots	37	Total Shots	26
Total Scores	0	Total Scores	0	Total Scores	0
Precision	29.41 %	Precision	27.03 %	Precision	30.77 %
Efficiency	0.00 %	Efficiency	0.00 %	Efficiency	0.00 %

Total on Goal	61
Total Shots	152
Total Scores	10
Precision	40.13 %
Efficiency	16.39 %

Group Statistics Group D



Short distribution and shots on goal



Zone (Fields)	A	B	D	E	F	G	H	I	Total
Total	1	6	12	36	17	26	37	17	152
on Goal (Circles)	1	3	7	21	6	8	10	5	61

Group Statistics Group D


Thailand



	Goals achieved	Goals get	penalty minutes
Team overview	2	7	4

Player	Games played	Plus/Minus					Shots				Goals			Bullies			Penalties	
		+	-	balance	+ in %	- in %	Total	on Goal	% on Goal	Efficiency (%)	scored	Assists	in %	Total	won	in %	Total (min)	in %
69 Tongkham Thanaporn	2	2	4	-2	100.00	57.14	19	7	36.84	28.57	2	0	100.00	5	5	100.00	0	0.00
2 Kuiraphanew Lalita	2	1	4	-3	50.00	57.14	10	1	10.00	0.00	0	1	0.00	1	0	0.00	0	0.00
4 Nakpolkrung Kanyanat	2	1	2	-1	50.00	28.57	3	0	0.00	0.00	0	1	0.00	0	0	0.00	0	0.00
5 Duangporn Thararat	2	1	3	-2	50.00	42.86	3	0	0.00	0.00	0	0	0.00	0	0	0.00	2	50.00
6 Moolsan Pannee	2	0	3	-3	0.00	42.86	0	0	0.00	0.00	0	0	0.00	0	0	0.00	0	0.00
8 Johansson Nelly Felicia	2	1	2	-1	50.00	28.57	10	5	50.00	0.00	0	0	0.00	0	0	0.00	0	0.00
9 Syrjaenen Alisa Annika	2	1	4	-3	50.00	57.14	6	4	66.67	0.00	0	0	0.00	1	0	0.00	0	0.00
10 Suppa Nina Marianne	2	0	5	-5	0.00	71.43	5	3	60.00	0.00	0	0	0.00	8	3	37.50	0	0.00
11 Ritngam Sukanya	2	1	1	0	50.00	14.29	5	1	20.00	0.00	0	0	0.00	0	0	0.00	0	0.00
14 Phumma Kamonwan	2	0	0	0	0.00	0.00	0	0	0.00	0.00	0	0	0.00	1	0	0.00	0	0.00
17 Keksomrong Rungnapa	2	0	0	0	0.00	0.00	1	1	100.00	0.00	0	0	0.00	2	1	50.00	0	0.00
18 Phalaruk Suthasinee	2	1	1	0	50.00	14.29	5	2	40.00	0.00	0	0	0.00	0	0	0.00	0	0.00
24 Phansri Nipaporn	2	0	5	-5	0.00	71.43	2	0	0.00	0.00	0	0	0.00	0	0	0.00	2	50.00
28 Rungrot Nittaya	2	0	0	0	0.00	0.00	2	1	50.00	0.00	0	0	0.00	0	0	0.00	0	0.00
29 Klinsrisuk Soraya	2	0	0	0	0.00	0.00	1	0	0.00	0.00	0	0	0.00	1	0	0.00	0	0.00
37 Boonbut Sirinan	1	0	0	0	0.00	0.00	0	0	0.00	0.00	0	0	0.00	0	0	0.00	0	0.00
41 Prasanpim Manassaree	2	0	0	0	0.00	0.00	0	0	0.00	0.00	0	0	0.00	0	0	0.00	0	0.00
42 Aunjai Natthakarn	2	1	1	0	50.00	14.29	6	2	33.33	0.00	0	0	0.00	0	0	0.00	0	0.00
							78	27	34.62	7.41				19	9	47.37	4	

Group Statistics Group D



Thailand

bar	0	0.00 %	bar	0	0.00 %	bar	0	0.00 %
blocked	0	0.00 %	missed	0	0.00 %	blocked	0	0.00 %
missed	0	0.00 %	blocked	2	40.00 %	missed	0	0.00 %
on goal	0	0.00 %	on goal	3	60.00 %	on goal	0	0.00 %
Shots	0	0.00 %	Shots	5	6.41 %	Shots	0	0.00 %
Scores	0	0.00 %	Scores	1	50.00 %	Scores	0	0.00 %
bar	0	0.00 %	bar	0	0.00 %	bar	2	9.52 %
on goal	3	27.27 %	on goal	4	20.00 %	blocked	5	23.81 %
blocked	4	36.36 %	blocked	8	40.00 %	missed	6	28.57 %
missed	4	36.36 %	missed	8	40.00 %	on goal	8	38.10 %
Shots	11	14.10 %	Shots	20	25.64 %	Shots	21	26.92 %
Scores	0	0.00 %	Scores	1	50.00 %	Scores	0	0.00 %
bar	0	0.00 %	bar	1	7.69 %	bar	0	0.00 %
missed	0	0.00 %	missed	2	15.38 %	blocked	1	25.00 %
blocked	2	50.00 %	blocked	5	38.46 %	missed	1	25.00 %
on goal	2	50.00 %	on goal	5	38.46 %	on goal	2	50.00 %
Shots	4	5.13 %	Shots	13	16.67 %	Shots	4	5.13 %
Scores	0	0.00 %	Scores	0	0.00 %	Scores	0	0.00 %

bar	3	3.85 %
missed	21	26.92 %
blocked	27	34.62 %
on goal	27	34.62 %
Shots	78	
Scores	2	

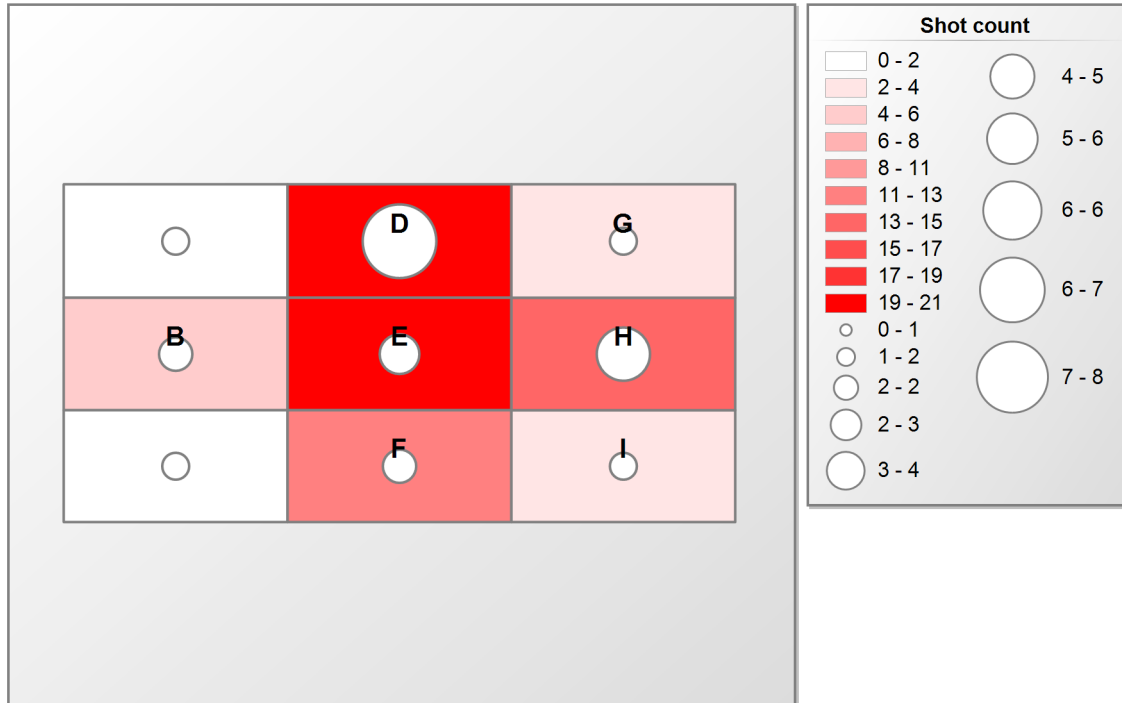
Total on Goal	0	Total on Goal	3	Total on Goal	0
Total Shots	0	Total Shots	5	Total Shots	0
Total Scores	0	Total Scores	1	Total Scores	0
Precision	NaN	Precision	60.00 %	Precision	NaN
Efficiency	NaN	Efficiency	33.33 %	Efficiency	NaN
Total on Goal	3	Total on Goal	4	Total on Goal	8
Total Shots	11	Total Shots	20	Total Shots	21
Total Scores	0	Total Scores	1	Total Scores	0
Precision	27.27 %	Precision	20.00 %	Precision	38.10 %
Efficiency	0.00 %	Efficiency	25.00 %	Efficiency	0.00 %
Total on Goal	2	Total on Goal	5	Total on Goal	2
Total Shots	4	Total Shots	13	Total Shots	4
Total Scores	0	Total Scores	0	Total Scores	0
Precision	50.00 %	Precision	38.46 %	Precision	50.00 %
Efficiency	0.00 %	Efficiency	0.00 %	Efficiency	0.00 %

Total on Goal	27
Total Shots	78
Total Scores	2
Precision	34.62 %
Efficiency	7.41 %

Group Statistics Group D



Short distribution and shots on goal



Zone (Fields)	B	D	E	F	G	H	I	Total
Total	5	21	20	11	4	13	4	78
on Goal (Circles)	3	8	4	3	2	5	2	27

Group Statistics Group D

Player Statistic			Games	Shots				Goals			Scorer points		Bullies			Penalties	
	Player	Team	played	Total	on Goal	% on Goal	Efficiency (%)	scored	Assists	in %	Total	pt./game	Total	won	in %	Total (min)	in %
1.	Hodges Blaise (10)	AUS	2	17	7	41.18	57.14	4	1	2.19	5	2.50	1	1	100.00	0	0.00
2.	Lindberg Christine (25)	USA	2	13	5	38.46	40.00	2	1	1.09	3	1.50	0	0	0.00	0	0.00
3.	Häggström Marie (8)	USA	2	30	14	46.67	14.29	2	1	1.09	3	1.50	16	9	56.25	0	0.00
4.	Staib Alexandra (24)	AUS	2	4	3	75.00	0.00	0	3	0.00	3	1.50	0	0	0.00	0	0.00
5.	Skene Yasmin (28)	AUS	2	4	3	75.00	66.67	2	0	1.09	2	1.00	0	0	0.00	0	0.00
6.	Yee Yun Shawn (14)	SGP	2	9	3	33.33	66.67	2	0	1.09	2	1.00	0	0	0.00	0	0.00
7.	Bartrim Amanda (22)	AUS	2	8	5	62.50	40.00	2	0	1.09	2	1.00	1	1	100.00	0	0.00
8.	Ong Jerelee (9)	SGP	2	10	7	70.00	28.57	2	0	1.09	2	1.00	2	0	0.00	0	0.00
9.	Tongkham Thanaporn (69)	THA	2	19	7	36.84	28.57	2	0	1.09	2	1.00	5	5	100.00	0	0.00
10.	Khairul Anuar Siti Nurhaliza (8)	SGP	2	15	4	26.67	25.00	1	1	0.55	2	1.00	1	1	100.00	2	2.70
11.	Yeo Shannon (36)	SGP	2	11	5	45.45	20.00	1	1	0.55	2	1.00	0	0	0.00	0	0.00
12.	Meyer Tara (34)	AUS	2	20	1	5.00	0.00	0	2	0.00	2	1.00	0	0	0.00	0	0.00
13.	Miller Janelle (42)	AUS	2	4	0	0.00	0.00	0	2	0.00	2	1.00	0	0	0.00	0	0.00
14.	Yeo Xuan (3)	SGP	2	6	2	33.33	0.00	0	2	0.00	2	1.00	0	0	0.00	0	0.00
15.	Lindström Victoria (3)	USA	2	12	7	58.33	0.00	0	2	0.00	2	1.00	0	0	0.00	0	0.00
16.	Ong Tiffany (77)	SGP	2	7	1	14.29	100.00	1	0	0.55	1	0.50	0	0	0.00	0	0.00
17.	Birks Jessica (77)	AUS	2	7	2	28.57	50.00	1	0	0.55	1	0.50	8	4	50.00	0	0.00
18.	Johansson Selma (57)	USA	2	10	2	20.00	50.00	1	0	0.55	1	0.50	12	4	33.33	0	0.00
19.	Yeap Amanda (22)	SGP	2	8	3	37.50	33.33	1	0	0.55	1	0.50	12	5	41.67	0	0.00
20.	Niskanen Vera (30)	USA	2	3	3	100.00	33.33	1	0	0.55	1	0.50	0	0	0.00	0	0.00
21.	Lim Mindy (6)	SGP	2	9	5	55.56	20.00	1	0	0.55	1	0.50	0	0	0.00	0	0.00
22.	Lim Pearlynn (11)	SGP	2	13	8	61.54	0.00	0	1	0.00	1	0.50	0	0	0.00	0	0.00
23.	Tan Jowie (16)	SGP	2	4	2	50.00	0.00	0	1	0.00	1	0.50	7	4	57.14	0	0.00
24.	Ong Hui Hui (51)	SGP	2	15	4	26.67	0.00	0	1	0.00	1	0.50	0	0	0.00	0	0.00
25.	Kuiraphanew Lalita (2)	THA	2	10	1	10.00	0.00	0	1	0.00	1	0.50	1	0	0.00	0	0.00
26.	Nakpolkrung Kanyanat (4)	THA	2	3	0	0.00	0.00	0	1	0.00	1	0.50	0	0	0.00	0	0.00
27.	Carlino Lexie (13)	USA	2	7	0	0.00	0.00	0	1	0.00	1	0.50	0	0	0.00	0	0.00
28.	Gerber Tiffany (14)	USA	2	8	4	50.00	0.00	0	1	0.00	1	0.50	0	0	0.00	2	2.70
29.	Hames Tiffany (3)	AUS	2	5	4	80.00	0.00	0	0	0.00	0	0.00	0	0	0.00	0	0.00
30.	Luttrell Abbey (6)	AUS	2	8	4	50.00	0.00	0	0	0.00	0	0.00	2	1	50.00	0	0.00
31.	Newland Isabelle (8)	AUS	2	3	1	33.33	0.00	0	0	0.00	0	0.00	0	0	0.00	0	0.00

Group Statistics Group D

Player Statistic			Games	Shots				Goals			Scorer points		Bullies			Penalties	
	Player	Team	played	Total	on Goal	% on Goal	Efficiency (%)	scored	Assists	in %	Total	pt./game	Total	won	in %	Total (min)	in %
32.	Dwyer Vanessa (9)	AUS	2	7	3	42.86	0.00	0	0	0.00	0	0.00	0	0	0.00	0	0.00
33.	Sargeant Mackenzie (11)	AUS	2	2	1	50.00	0.00	0	0	0.00	0	0.00	0	0	0.00	0	0.00
34.	Burtenshaw Rosemary (13)	AUS	2	0	0	0.00	0.00	0	0	0.00	0	0.00	0	0	0.00	2	2.70
35.	Salter Shannon (23)	AUS	2	2	0	0.00	0.00	0	0	0.00	0	0.00	0	0	0.00	2	2.70
36.	Margetts Carolyn (29)	AUS	2	10	3	30.00	0.00	0	0	0.00	0	0.00	10	5	50.00	2	2.70
37.	Kambersky Karolina (81)	AUS	2	1	0	0.00	0.00	0	0	0.00	0	0.00	0	0	0.00	0	0.00
38.	Tan Hui Zhi (4)	SGP	2	4	3	75.00	0.00	0	0	0.00	0	0.00	1	0	0.00	0	0.00
39.	Lim Felicia (15)	SGP	2	2	0	0.00	0.00	0	0	0.00	0	0.00	0	0	0.00	2	2.70
40.	Wee Natalia (19)	SGP	2	7	3	42.86	0.00	0	0	0.00	0	0.00	1	1	100.00	0	0.00
41.	Chu Lina (24)	SGP	2	4	2	50.00	0.00	0	0	0.00	0	0.00	0	0	0.00	0	0.00
42.	Ong Swee Ling (29)	SGP	2	6	0	0.00	0.00	0	0	0.00	0	0.00	0	0	0.00	2	2.70
43.	Poh Debbie (39)	SGP	2	14	4	28.57	0.00	0	0	0.00	0	0.00	1	1	100.00	0	0.00
44.	Lok Michelle (66)	SGP	2	8	5	62.50	0.00	0	0	0.00	0	0.00	2	0	0.00	0	0.00
45.	Duangporn Thararat (5)	THA	2	3	0	0.00	0.00	0	0	0.00	0	0.00	0	0	0.00	2	2.70
46.	Moolsan Pannee (6)	THA	2	0	0	0.00	0.00	0	0	0.00	0	0.00	0	0	0.00	0	0.00
47.	Johansson Nelly Felicia (8)	THA	2	10	5	50.00	0.00	0	0	0.00	0	0.00	0	0	0.00	0	0.00
48.	Syrjaenen Alisa Annika (9)	THA	2	6	4	66.67	0.00	0	0	0.00	0	0.00	1	0	0.00	0	0.00
49.	Suppa Nina Marianne (10)	THA	2	5	3	60.00	0.00	0	0	0.00	0	0.00	8	3	37.50	0	0.00
50.	Ritngam Sukanya (11)	THA	2	5	1	20.00	0.00	0	0	0.00	0	0.00	0	0	0.00	0	0.00
51.	Phumma Kamonwan (14)	THA	2	0	0	0.00	0.00	0	0	0.00	0	0.00	1	0	0.00	0	0.00
52.	Kebsomrong Rungnapa (17)	THA	2	1	1	100.00	0.00	0	0	0.00	0	0.00	2	1	50.00	0	0.00
53.	Phalaruk Suthasinee (18)	THA	2	5	2	40.00	0.00	0	0	0.00	0	0.00	0	0	0.00	0	0.00
54.	Phansri Nipaporn (24)	THA	2	2	0	0.00	0.00	0	0	0.00	0	0.00	0	0	0.00	2	2.70
55.	Rungrot Nittaya (28)	THA	2	2	1	50.00	0.00	0	0	0.00	0	0.00	0	0	0.00	0	0.00
56.	Klinsrisuk Soraya (29)	THA	2	1	0	0.00	0.00	0	0	0.00	0	0.00	1	0	0.00	0	0.00
57.	Boonbut Sirinan (37)	THA	1	0	0	0.00	0.00	0	0	0.00	0	0.00	0	0	0.00	0	0.00
58.	Prasanpim Manassaree (41)	THA	2	0	0	0.00	0.00	0	0	0.00	0	0.00	0	0	0.00	0	0.00
59.	Aunjai Natthakarn (42)	THA	2	6	2	33.33	0.00	0	0	0.00	0	0.00	0	0	0.00	0	0.00
60.	MacArthur Jenny (2)	USA	2	6	3	50.00	0.00	0	0	0.00	0	0.00	0	0	0.00	0	0.00
61.	Bluhm Jenna (6)	USA	2	1	1	100.00	0.00	0	0	0.00	0	0.00	0	0	0.00	0	0.00
62.	Zürcher Andrea (7)	USA	2	2	0	0.00	0.00	0	0	0.00	0	0.00	0	0	0.00	0	0.00

Group Statistics Group D

Player Statistic			Games	Shots				Goals			Scorer points		Bullies			Penalties	
	Player	Team	played	Total	on Goal	% on Goal	Efficiency (%)	scored	Assists	in %	Total	pt./game	Total	won	in %	Total (min)	in %
63.	Hansen Natascha (9)	USA	2	2	0	0.00	0.00	0	0	0.00	0	0.00	0	0	0.00	0	0.00
64.	Hausman Jenna (11)	USA	2	2	0	0.00	0.00	0	0	0.00	0	0.00	0	0	0.00	0	0.00
65.	Leuma Sophia (12)	USA	2	1	1	100.00	0.00	0	0	0.00	0	0.00	0	0	0.00	0	0.00
66.	Hall Alyssa (19)	USA	2	2	0	0.00	0.00	0	0	0.00	0	0.00	0	0	0.00	0	0.00
67.	Torretta Casey Lee (21)	USA	2	0	0	0.00	0.00	0	0	0.00	0	0.00	0	0	0.00	0	0.00
68.	Gerecke Saskia (71)	USA	2	1	0	0.00	0.00	0	0	0.00	0	0.00	1	1	100.00	0	0.00
69.	Kostal Andrea (98)	USA	2	5	1	20.00	0.00	0	0	0.00	0	0.00	1	1	100.00	0	0.00
				437	166	37.99	15.66	26				98			18		

Sorted by:

1st scorer points

2nd scorer points per game

3rd goals scored

4th efficiency

Group Statistics Group D

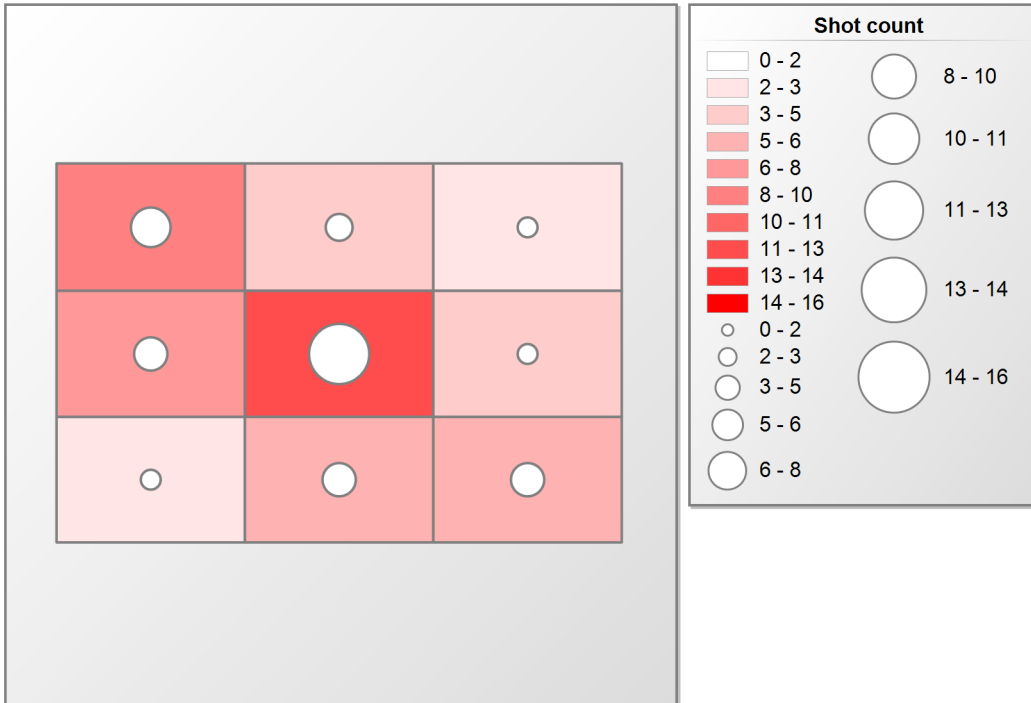
			Defense					Goal received										
		Total	Body	Foot/Leg	Hand/Arm	Helmet	Total	behind the goal	between legs	distracted	missed	movement	play around	transferred	Total	Total	Saves	Saves in %
22 Pornsawan Soramak	1	1	11	6	27	2	46	1	0	0	3	1	0	0	5	52	47	90.38
31 Kate MacBean	2	2	13	4	7	0	24	0	0	0	4	3	0	0	7	33	26	78.79
63 Leith Woods	2	2	6	3	4	1	14	0	0	0	0	2	0	0	2	18	16	88.89
99 Fariza Begum Mohamed Zabir			1	6	20	1	28	0	1	0	2	0	0	0	3	31	28	90.32
52 Shannon Barnes			4	5	4	1	14	0	0	0	1	0	0	0	1	15	14	93.33
14 Emilie Rohan			0	0	0	0	0	0	0	0	0	0	0	0	0	0	0	0.00
1 Annalina Van Hercke			0	0	0	0	0	0	0	0	0	0	0	0	0	0	0	0.00
52 Shermaine Goh			0	0	0	0	0	0	0	0	0	0	0	0	0	0	0	0.00
19 Somlak Suttiprapa			0	0	0	0	0	0	0	0	0	0	0	0	0	0	0	0.00
Total	5	5	35	24	62	5	126	1	1	0	10	6	0	0	18	149	131	87.92

Group Statistics Group D

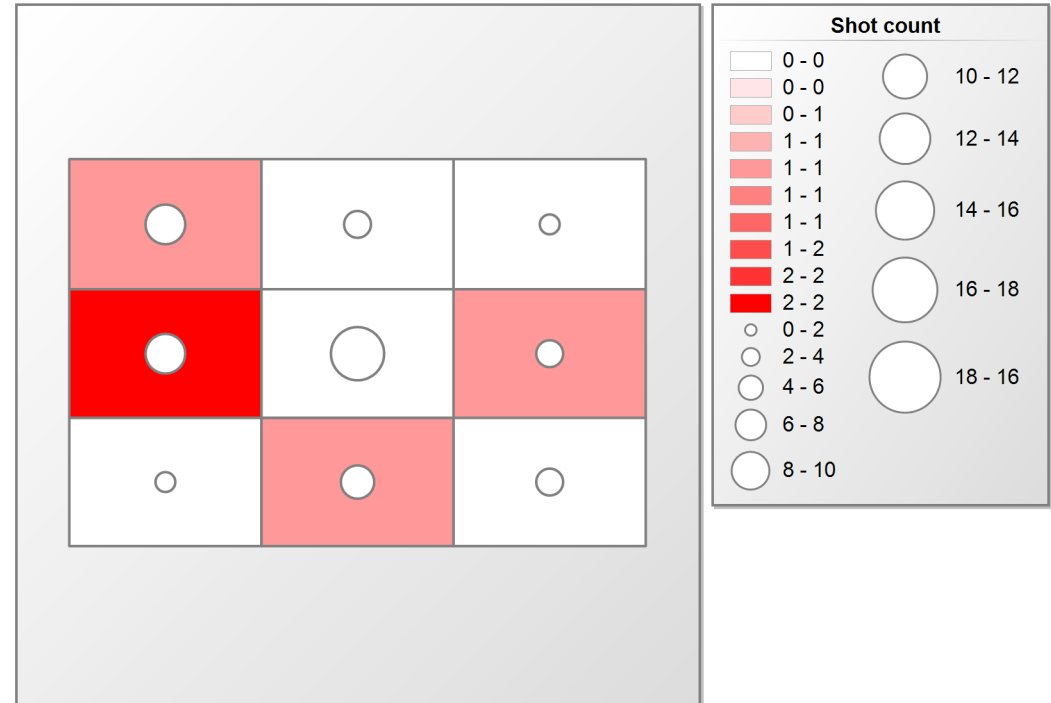


			Defense					Goal received						
		Total	Body	Foot/Leg	Hand/Arm	Helmet	Total	behind the goal	missed	movement	Total	Total	Saves	Saves in %
22 Pornsawan Soramak	1	1	11	6	27	2	46	1	3	1	5	52	47	90.38
Total	1	1	11	6	27	2	46	1	3	1	5	52	47	90.38

Shots and Saves



received Goals and shots

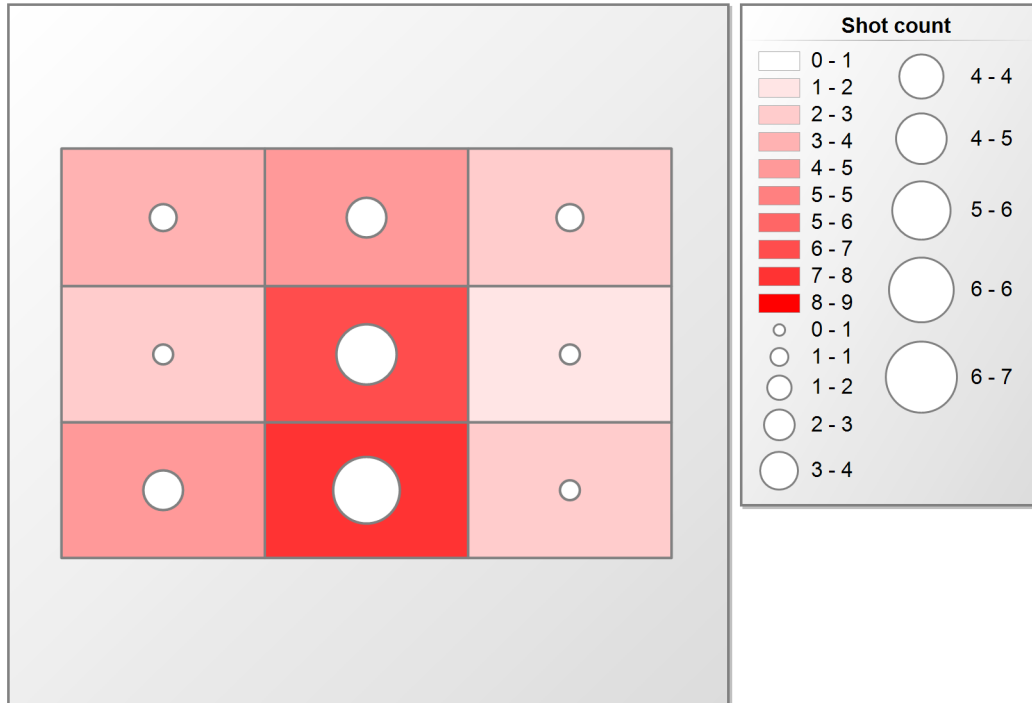


Group Statistics Group D

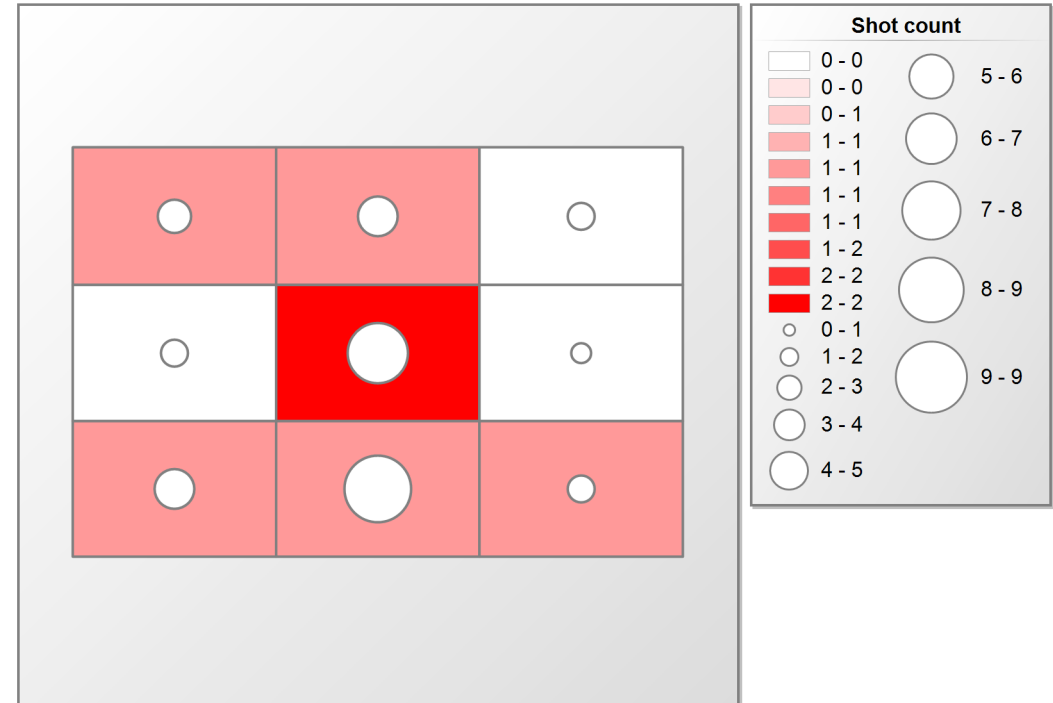


			Defense				Goal received					
		Total	Body	Foot/Leg	Hand/Arm	Total	missed	movement	Total	Total	Saves	Saves in %
31 Kate MacBean	2	2	13	4	7	24	4	3	7	33	26	78.79
Total	2	2	13	4	7	24	4	3	7	33	26	78.79

Shots and Saves



received Goals and shots

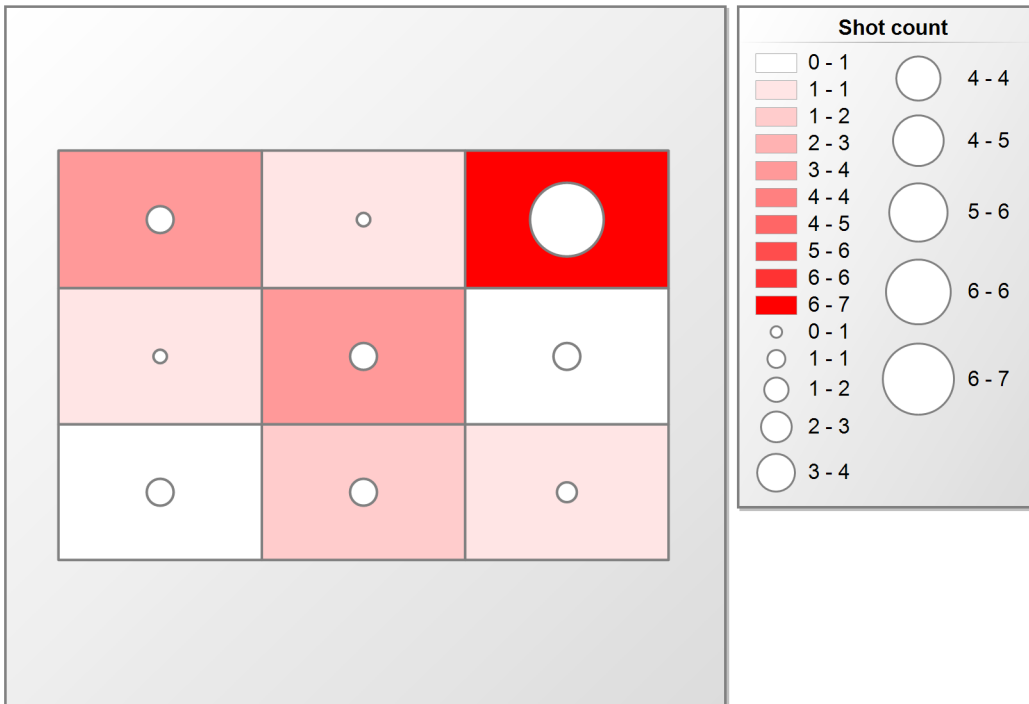


Group Statistics Group D

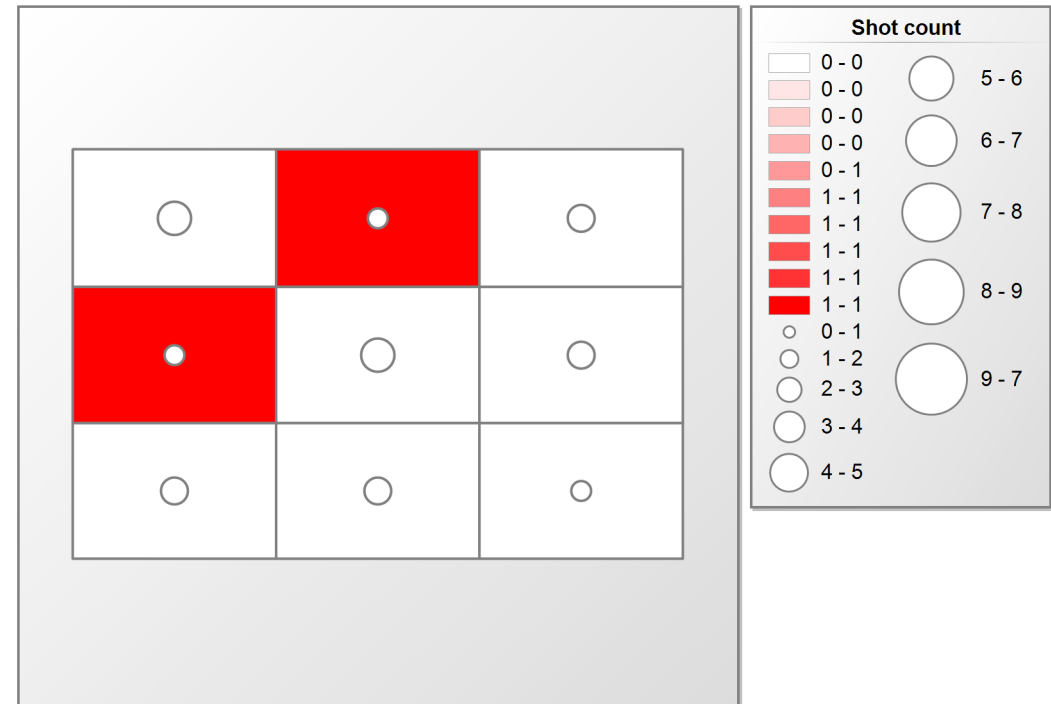


			Defense					Goal received				
		Total	Body	Foot/Leg	Hand/Arm	Helmet	Total	movement	Total	Total	Saves	Saves in %
63 Leith Woods	2	2	6	3	4	1	14	2	2	18	16	88.89
Total	2	2	6	3	4	1	14	2	2	18	16	88.89

Shots and Saves



received Goals and shots

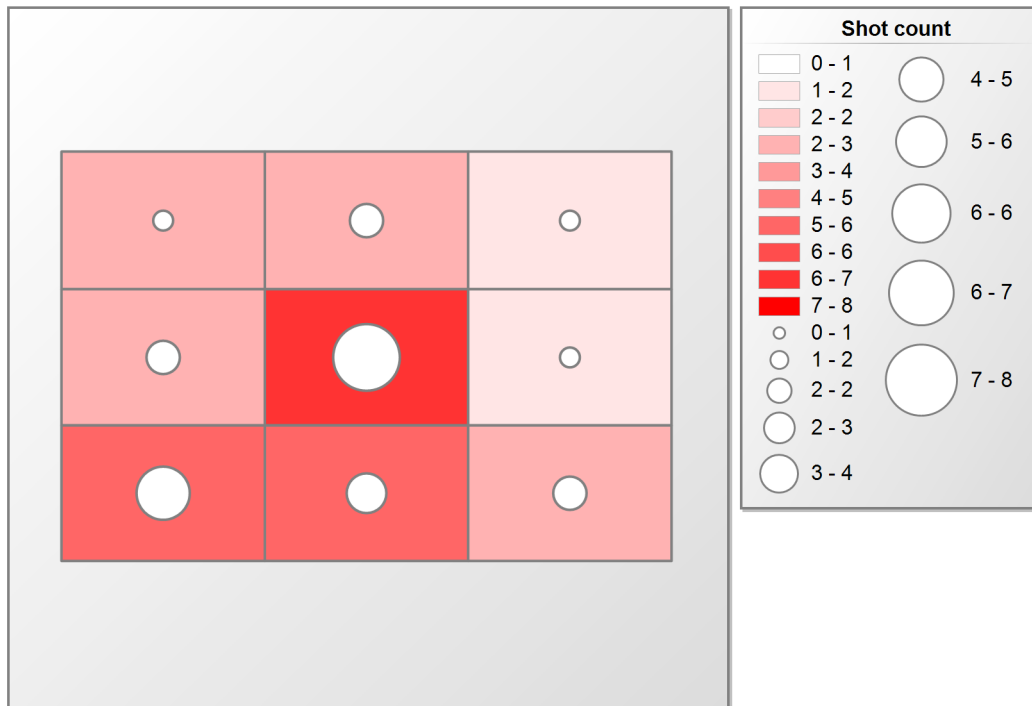


Group Statistics Group D

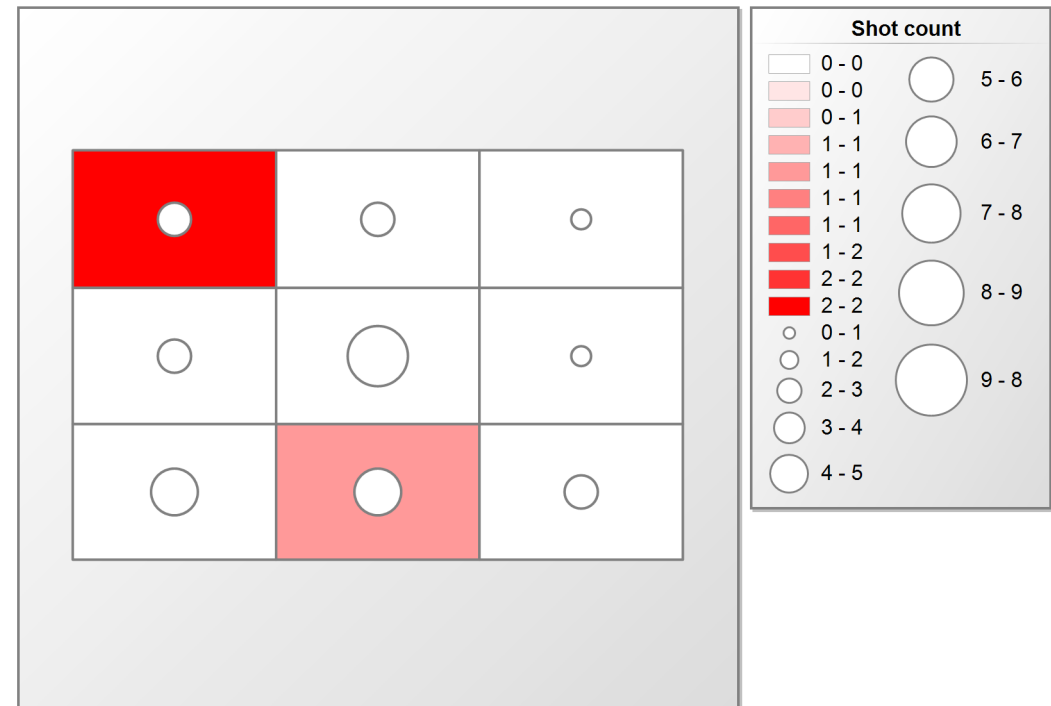


	Defense					Goal received			Total	Saves	Saves in %
	Body	Foot/Leg	Hand/Arm	Helmet	Total	between legs	missed	Total			
99 Fariza Begum Mohamed Zabir	1	6	20	1	28	1	2	3	31	28	90.32
Total	1	6	20	1	28	1	2	3	31	28	90.32

Shots and Saves



received Goals and shots

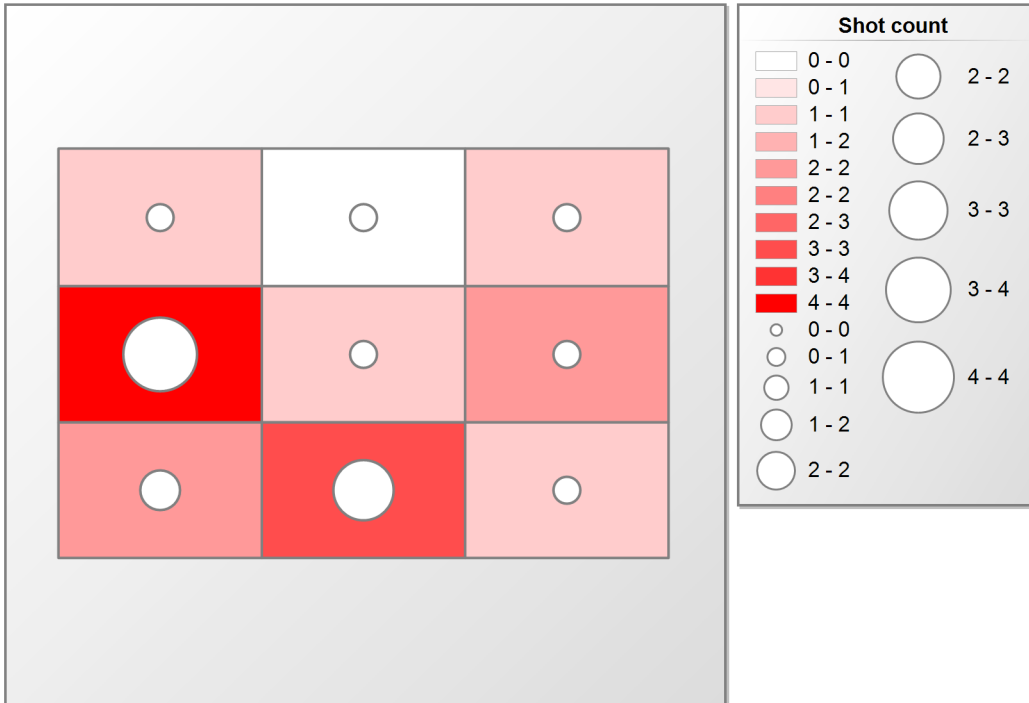


Group Statistics Group D



	Defense					Goal received		Total	Saves	Saves in %
	Body	Foot/Leg	Hand/Arm	Helmet	Total	missed	Total			
52 Shannon Barnes	4	5	4	1	14	1	1	15	14	93.33
Total	4	5	4	1	14	1	1	15	14	93.33

Shots and Saves



received Goals and shots

