

Daily Statistics

December 8, 2019



Group Statistics

Group B



Group Statistics Group B

Games

07.12.2019 Game	Spectators	in %	Result	Duration
18:15 Slovakia - Sweden	1'234	18.25	1 : 23	02:10:00

Daily average **1'234** **18.25**

08.12.2019 Game	Spectators	in %	Result	Duration
10:30 Latvia - Czech Republic	1'371	20.28	2 : 14	02:00:00

Daily average **1'371** **20.28**

09.12.2019 Game	Spectators	in %	Result	Duration
13:30 Slovakia - Latvia	0	0.00	0 : 0	
19:30 Sweden - Czech Republic	0	0.00	0 : 0	

Daily average **0** **0.00**

10.12.2019 Game	Spectators	in %	Result	Duration
16:30 Czech Republic - Slovakia	0	0.00	0 : 0	
19:30 Sweden - Latvia	0	0.00	0 : 0	

Daily average **0** **0.00**

Event average **434**

Team Statistic

Team	Games played	Shots				Goals		Bullies			Penalties		
		Total	on Goal	% on Goal	Efficiency (%)	scored	in %	Total	won	in %	Total (min)	in %	Total (min eff.)
Czech Republic	1	103	47	45.63	29.79	14	13.33	20	16	80.00	0	0.00	00:00:00
Latvia	1	30	19	63.33	10.53	2	1.90	20	4	20.00	4	10.53	00:02:49
Slovakia	1	28	13	46.43	7.69	1	0.95	28	7	25.00	6	15.79	00:02:48
Sweden	1	109	62	56.88	37.10	23	21.90	27	20	74.07	2	5.26	00:02:00
		270	141	52.22	28.37	40		95			12		

Group Statistics Group B

Sweden



	Goals achieved	Goals get	penalty minutes
Team overview	23	1	2

Player	Games	Plus/Minus					Shots				Goals			Bullies			Penalties	
	played	+	-	balance	+ in %	- in %	Total	on Goal	% on Goal	Efficiency (%)	scored	Assists	in %	Total	won	in %	Total (min)	in %
12 Joelsson Sofia	1	9	1	8	39.13	100.00	14	5	35.71	80.00	4	3	17.39	8	6	75.00	0	0.00
26 Wibron Emelie	1	10	1	9	43.48	100.00	19	12	63.16	41.67	5	0	21.74	0	0	0.00	0	0.00
27 Steen Sara	1	8	0	8	34.78	0.00	7	3	42.86	33.33	1	4	4.35	0	0	0.00	0	0.00
5 Wijk Anna	1	7	0	7	30.43	0.00	6	4	66.67	0.00	0	5	0.00	8	6	75.00	0	0.00
14 Tschöp Moa	1	7	0	7	30.43	0.00	9	5	55.56	60.00	3	0	13.04	0	0	0.00	0	0.00
33 Delagdo Johansson Amanda	1	7	0	7	30.43	0.00	4	3	75.00	33.33	1	2	4.35	0	0	0.00	0	0.00
8 Rasmussen Ellen	1	5	1	4	21.74	100.00	3	2	66.67	0.00	0	3	0.00	1	0	0.00	0	0.00
11 Hultgren Johanna	1	8	0	8	34.78	0.00	7	4	57.14	50.00	2	0	8.70	0	0	0.00	0	0.00
17 Fjellstedt Cornelia	1	6	0	6	26.09	0.00	7	4	57.14	50.00	2	0	8.70	1	0	0.00	0	0.00
21 Granstedt Alice	1	3	0	3	13.04	0.00	5	4	80.00	50.00	2	0	8.70	0	0	0.00	0	0.00
10 Boberg Stephanie	1	6	0	6	26.09	0.00	11	8	72.73	25.00	2	0	8.70	9	8	88.89	0	0.00
22 Aggestål Myra	1	3	0	3	13.04	0.00	2	1	50.00	100.00	1	0	4.35	0	0	0.00	0	0.00
16 Gustafsson Moa	1	3	0	3	13.04	0.00	3	0	0.00	0.00	0	1	0.00	0	0	0.00	0	0.00
18 Molin Klara	1	9	0	9	39.13	0.00	7	3	42.86	0.00	0	1	0.00	0	0	0.00	2	100.00
20 Carlsson Lisa	1	3	0	3	13.04	0.00	1	1	100.00	0.00	0	1	0.00	0	0	0.00	0	0.00
23 Rydfjäll Iza	1	8	1	7	34.78	100.00	3	3	100.00	0.00	0	1	0.00	0	0	0.00	0	0.00
44 Krantz Isabell	1	10	1	9	43.48	100.00	0	0	0.00	0.00	0	1	0.00	0	0	0.00	0	0.00
24 Sundberg Ida	1	3	0	3	13.04	0.00	1	0	0.00	0.00	0	0	0.00	0	0	0.00	0	0.00
							109	62	56.88	37.10				27	20	74.07	2	

Group Statistics Group B



Sweden

bar	0	0.00 %
blocked	0	0.00 %
on goal	0	0.00 %
missed	1	100.00 %
Shots	1	0.92 %
Scores	0	0.00 %

bar	0	0.00 %
blocked	1	4.76 %
missed	6	28.57 %
on goal	14	66.67 %
Shots	21	19.27 %
Scores	5	21.74 %

bar	0	0.00 %
blocked	0	0.00 %
missed	0	0.00 %
on goal	2	100.00 %
Shots	2	1.83 %
Scores	0	0.00 %

bar	0	0.00 %
missed	3	18.75 %
blocked	6	37.50 %
on goal	7	43.75 %
Shots	16	14.68 %
Scores	4	17.39 %

bar	0	0.00 %
blocked	4	12.12 %
missed	8	24.24 %
on goal	21	63.64 %
Shots	33	30.28 %
Scores	9	39.13 %

bar	0	0.00 %
blocked	2	9.09 %
missed	8	36.36 %
on goal	12	54.55 %
Shots	22	20.18 %
Scores	4	17.39 %

bar	0	0.00 %
missed	0	0.00 %
on goal	0	0.00 %
blocked	1	100.00 %
Shots	1	0.92 %
Scores	0	0.00 %

bar	0	0.00 %
missed	2	16.67 %
blocked	5	41.67 %
on goal	5	41.67 %
Shots	12	11.01 %
Scores	1	4.35 %

bar	0	0.00 %
blocked	0	0.00 %
missed	0	0.00 %
on goal	1	100.00 %
Shots	1	0.92 %
Scores	0	0.00 %

bar	0	0.00 %
blocked	19	17.43 %
missed	28	25.69 %
on goal	62	56.88 %
Shots	109	
Scores	23	

Total on Goal	0	Total on Goal	14	Total on Goal	2
Total Shots	1	Total Shots	21	Total Shots	2
Total Scores	0	Total Scores	5	Total Scores	0
Precision	0.00 %	Precision	66.67 %	Precision	100.00 %
Efficiency	NaN	Efficiency	35.71 %	Efficiency	0.00 %

Total on Goal	7	Total on Goal	21	Total on Goal	12
Total Shots	16	Total Shots	33	Total Shots	22
Total Scores	4	Total Scores	9	Total Scores	4
Precision	43.75 %	Precision	63.64 %	Precision	54.55 %
Efficiency	57.14 %	Efficiency	42.86 %	Efficiency	33.33 %

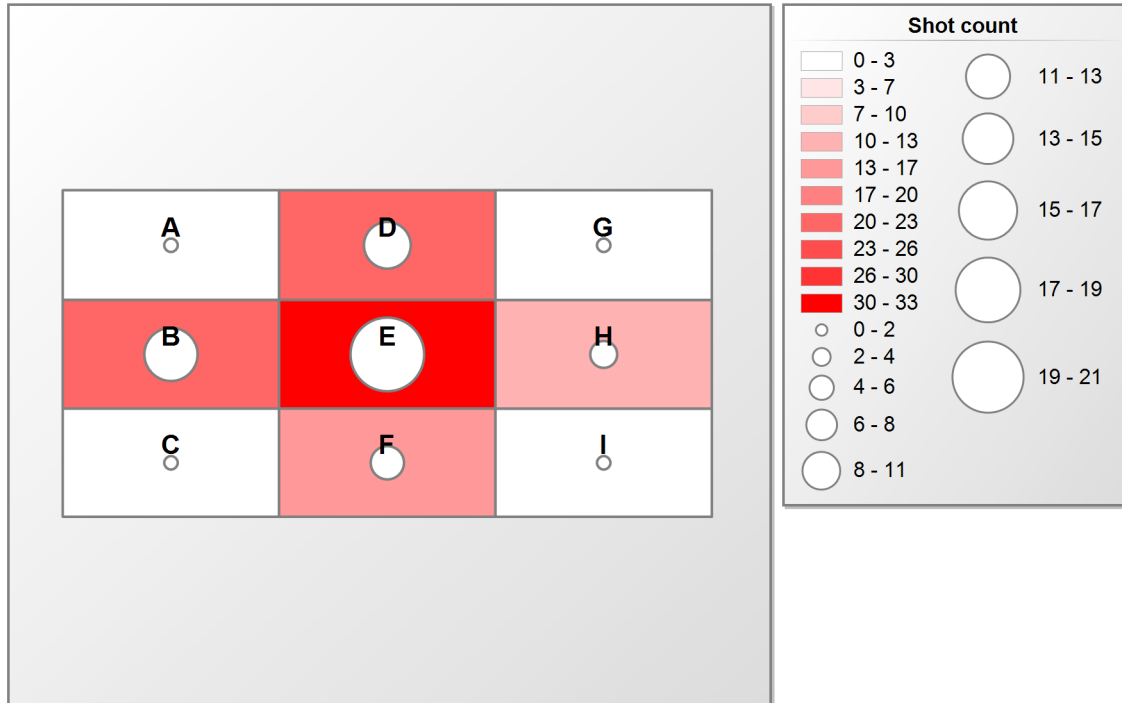
Total on Goal	0	Total on Goal	5	Total on Goal	1
Total Shots	1	Total Shots	12	Total Shots	1
Total Scores	0	Total Scores	1	Total Scores	0
Precision	0.00 %	Precision	41.67 %	Precision	100.00 %
Efficiency	NaN	Efficiency	20.00 %	Efficiency	0.00 %

Total on Goal	62
Total Shots	109
Total Scores	23
Precision	56.88 %
Efficiency	37.10 %

Group Statistics Group B



Short distribution and shots on goal



Zone (Fields)	A	B	C	D	E	F	G	H	I	Total
Total	2	21	1	22	33	16	1	12	1	109
on Goal (Circles)	2	14	0	12	21	7	1	5	0	62

Group Statistics Group B

Czech Republic



	Goals achieved	Goals get	penalty minutes
Team overview	14	2	0

Player	Games	Plus/Minus					Shots				Goals			Bullies			Penalties	
	played	+	-	balance	+ in %	- in %	Total	on Goal	% on Goal	Efficiency (%)	scored	Assists	in %	Total	won	in %	Total (min)	in %
24 Ratajová Denisa	1	7	0	7	50.00	0.00	19	13	68.42	15.38	2	3	14.29	0	0	0.00	0	0.00
5 Krupnová Eliška	1	6	0	6	42.86	0.00	6	4	66.67	50.00	2	1	14.29	8	7	87.50	0	0.00
9 Jiráková Nela	1	7	0	7	50.00	0.00	12	4	33.33	50.00	2	1	14.29	0	0	0.00	0	0.00
21 Řepková Martina	1	5	0	5	35.71	0.00	10	4	40.00	50.00	2	1	14.29	0	0	0.00	0	0.00
7 Hanzlíková Tereza	1	3	2	1	21.43	100.00	1	1	100.00	100.00	1	2	7.14	0	0	0.00	0	0.00
16 Urbánková Tereza	1	7	0	7	50.00	0.00	10	5	50.00	20.00	1	2	7.14	0	0	0.00	0	0.00
15 Martináková Natálie	1	3	2	1	21.43	100.00	4	1	25.00	100.00	1	1	7.14	3	3	100.00	0	0.00
23 Bočanová Adéla	1	4	0	4	28.57	0.00	7	3	42.86	33.33	1	1	7.14	0	0	0.00	0	0.00
27 Kapcová Nela	1	2	2	0	14.29	100.00	3	1	33.33	100.00	1	0	7.14	0	0	0.00	0	0.00
20 Paloncyová Kamila	1	4	0	4	28.57	0.00	9	4	44.44	25.00	1	0	7.14	0	0	0.00	0	0.00
18 Plášková Magdaléna	1	4	0	4	28.57	0.00	7	1	14.29	0.00	0	1	0.00	7	6	85.71	0	0.00
22 Šupáková Ivana	1	4	0	4	28.57	0.00	5	1	20.00	0.00	0	1	0.00	0	0	0.00	0	0.00
10 Beránková Vendula	1	6	0	6	42.86	0.00	2	1	50.00	0.00	0	0	0.00	0	0	0.00	0	0.00
12 Koníčková Hana	1	4	2	2	28.57	100.00	1	0	0.00	0.00	0	0	0.00	0	0	0.00	0	0.00
13 Mlejnkova Michaela	1	1	0	1	7.14	0.00	2	1	50.00	0.00	0	0	0.00	0	0	0.00	0	0.00
14 Frantíková Daniela	1	0	0	0	0.00	0.00	0	0	0.00	0.00	0	0	0.00	0	0	0.00	0	0.00
17 Tožičková Gabriela	1	0	0	0	0.00	0.00	0	0	0.00	0.00	0	0	0.00	0	0	0.00	0	0.00
25 Kotzurová Denisa	1	3	2	1	21.43	100.00	5	3	60.00	0.00	0	0	0.00	2	0	0.00	0	0.00
							103	47	45.63	29.79				20	16	80.00	0	

Group Statistics Group B



Czech Republic

bar	0	0.00 %	bar	0	0.00 %	bar	0	0.00 %
blocked	0	0.00 %	blocked	1	20.00 %	blocked	0	0.00 %
missed	1	33.33 %	missed	1	20.00 %	missed	0	0.00 %
on goal	2	66.67 %	on goal	3	60.00 %	on goal	1	100.00 %
Shots	3	2.91 %	Shots	5	4.85 %	Shots	1	0.97 %
Scores	0	0.00 %	Scores	1	7.14 %	Scores	1	7.14 %

bar	1	4.76 %	bar	1	2.50 %	bar	0	0.00 %
on goal	5	23.81 %	missed	7	17.50 %	blocked	3	18.75 %
blocked	7	33.33 %	blocked	8	20.00 %	on goal	6	37.50 %
missed	8	38.10 %	on goal	24	60.00 %	missed	7	43.75 %
Shots	21	20.39 %	Shots	40	38.83 %	Shots	16	15.53 %
Scores	1	7.14 %	Scores	8	57.14 %	Scores	2	14.29 %

bar	0	0.00 %	bar	0	0.00 %	bar	0	0.00 %
blocked	0	0.00 %	missed	1	11.11 %	missed	0	0.00 %
missed	0	0.00 %	on goal	2	22.22 %	on goal	1	20.00 %
on goal	3	100.00 %	blocked	6	66.67 %	blocked	4	80.00 %
Shots	3	2.91 %	Shots	9	8.74 %	Shots	5	4.85 %
Scores	0	0.00 %	Scores	1	7.14 %	Scores	0	0.00 %

bar	2	1.94 %
missed	25	24.27 %
blocked	29	28.16 %
on goal	47	45.63 %
Shots	103	
Scores	14	

Total on Goal	2	Total on Goal	3	Total on Goal	1
Total Shots	3	Total Shots	5	Total Shots	1
Total Scores	0	Total Scores	1	Total Scores	1
Precision	66.67 %	Precision	60.00 %	Precision	100.00 %
Efficiency	0.00 %	Efficiency	33.33 %	Efficiency	100.00 %

Total on Goal	5	Total on Goal	24	Total on Goal	6
Total Shots	21	Total Shots	40	Total Shots	16
Total Scores	1	Total Scores	8	Total Scores	2
Precision	23.81 %	Precision	60.00 %	Precision	37.50 %
Efficiency	20.00 %	Efficiency	33.33 %	Efficiency	33.33 %

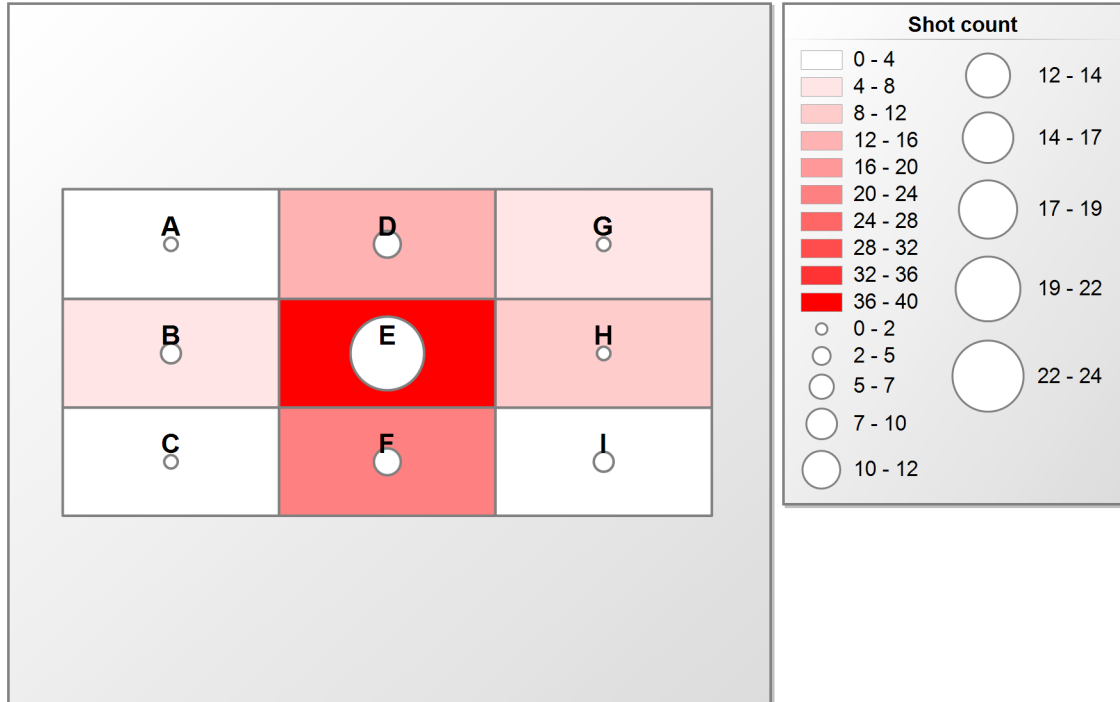
Total on Goal	3	Total on Goal	2	Total on Goal	1
Total Shots	3	Total Shots	9	Total Shots	5
Total Scores	0	Total Scores	1	Total Scores	0
Precision	100.00 %	Precision	22.22 %	Precision	20.00 %
Efficiency	0.00 %	Efficiency	50.00 %	Efficiency	0.00 %

Total on Goal	47
Total Shots	103
Total Scores	14
Precision	45.63 %
Efficiency	29.79 %

Group Statistics Group B



Short distribution and shots on goal



Zone (Fields)	A	B	C	D	E	F	G	H	I	Total
Total	1	5	3	16	40	21	5	9	3	103
on Goal (Circles)	1	3	2	6	24	5	1	2	3	47

Group Statistics Group B

Slovakia



	Goals achieved	Goals get	penalty minutes
Team overview	1	23	6

Player	Games	Plus/Minus					Shots				Goals			Bullies			Penalties	
	played	+	-	balance	+ in %	- in %	Total	on Goal	% on Goal	Efficiency (%)	scored	Assists	in %	Total	won	in %	Total (min)	in %
48 Šponiarová Michaela	1	1	3	-2	100.00	13.04	7	3	42.86	33.33	1	0	100.00	0	0	0.00	0	0.00
30 Hudáková Paulína	1	1	3	-2	100.00	13.04	6	3	50.00	0.00	0	1	0.00	1	0	0.00	0	0.00
2 Ďuríková Alžbeta	1	1	3	-2	100.00	13.04	1	1	100.00	0.00	0	0	0.00	0	0	0.00	0	0.00
3 Papierníková Denisa	1	0	11	-11	0.00	47.83	2	1	50.00	0.00	0	0	0.00	0	0	0.00	0	0.00
9 Chúpeková Laura	1	0	3	-3	0.00	13.04	1	1	100.00	0.00	0	0	0.00	0	0	0.00	0	0.00
10 Ferencíková Denisa	1	1	5	-4	100.00	21.74	4	2	50.00	0.00	0	0	0.00	9	4	44.44	0	0.00
12 Klapitová Katarína	1	1	2	-1	100.00	8.70	0	0	0.00	0.00	0	0	0.00	0	0	0.00	0	0.00
14 Gáborová Barbora	1	0	6	-6	0.00	26.09	0	0	0.00	0.00	0	0	0.00	3	2	66.67	0	0.00
15 Lenčéšová Lenka	1	0	9	-9	0.00	39.13	1	0	0.00	0.00	0	0	0.00	0	0	0.00	0	0.00
22 Šidlová Andrea	1	0	9	-9	0.00	39.13	0	0	0.00	0.00	0	0	0.00	0	0	0.00	0	0.00
24 Pudišová Linda	1	0	2	-2	0.00	8.70	0	0	0.00	0.00	0	0	0.00	1	0	0.00	0	0.00
26 Trošková Jana	1	0	7	-7	0.00	30.43	1	0	0.00	0.00	0	0	0.00	6	0	0.00	0	0.00
39 Adamcová Sára	1	0	2	-2	0.00	8.70	0	0	0.00	0.00	0	0	0.00	0	0	0.00	0	0.00
71 Belicová Kristína	1	0	11	-11	0.00	47.83	0	0	0.00	0.00	0	0	0.00	6	1	16.67	2	33.33
73 Grossová Viktória	1	0	12	-12	0.00	52.17	1	0	0.00	0.00	0	0	0.00	0	0	0.00	0	0.00
75 Robová Klaudia	1	0	10	-10	0.00	43.48	0	0	0.00	0.00	0	0	0.00	0	0	0.00	0	0.00
81 Grossová Klára	1	0	9	-9	0.00	39.13	3	2	66.67	0.00	0	0	0.00	2	0	0.00	2	33.33
88 Hudáková Kristína	1	0	8	-8	0.00	34.78	1	0	0.00	0.00	0	0	0.00	0	0	0.00	2	33.33
							28	13	46.43	7.69				28	7	25.00	6	

Group Statistics Group B



Slovakia

bar	0	0.00 %	bar	0	0.00 %	bar	0	0.00 %
blocked	0	0.00 %	blocked	0	0.00 %	blocked	0	0.00 %
missed	0	0.00 %	missed	0	0.00 %	missed	0	0.00 %
on goal	0	0.00 %	on goal	1	100.00 %	on goal	0	0.00 %
Shots	0	0.00 %	Shots	1	3.57 %	Shots	0	0.00 %
Scores	0	0.00 %	Scores	0	0.00 %	Scores	0	0.00 %

bar	0	0.00 %	bar	0	0.00 %	bar	0	0.00 %
blocked	3	30.00 %	blocked	0	0.00 %	missed	1	20.00 %
missed	3	30.00 %	missed	1	16.67 %	on goal	1	20.00 %
on goal	4	40.00 %	on goal	5	83.33 %	blocked	3	60.00 %
Shots	10	35.71 %	Shots	6	21.43 %	Shots	5	17.86 %
Scores	1	100.00 %	Scores	0	0.00 %	Scores	0	0.00 %

bar	0	0.00 %	bar	0	0.00 %	bar	0	0.00 %
blocked	0	0.00 %	blocked	0	0.00 %	on goal	0	0.00 %
missed	1	50.00 %	missed	1	50.00 %	blocked	1	50.00 %
on goal	1	50.00 %	on goal	1	50.00 %	missed	1	50.00 %
Shots	2	7.14 %	Shots	2	7.14 %	Shots	2	7.14 %
Scores	0	0.00 %	Scores	0	0.00 %	Scores	0	0.00 %

bar	0	0.00 %
blocked	7	25.00 %
missed	8	28.57 %
on goal	13	46.43 %
Shots	28	
Scores	1	

Total on Goal	0	Total on Goal	1	Total on Goal	0
Total Shots	0	Total Shots	1	Total Shots	0
Total Scores	0	Total Scores	0	Total Scores	0
Precision	NaN	Precision	100.00 %	Precision	NaN
Efficiency	NaN	Efficiency	0.00 %	Efficiency	NaN

Total on Goal	4	Total on Goal	5	Total on Goal	1
Total Shots	10	Total Shots	6	Total Shots	5
Total Scores	1	Total Scores	0	Total Scores	0
Precision	40.00 %	Precision	83.33 %	Precision	20.00 %
Efficiency	25.00 %	Efficiency	0.00 %	Efficiency	0.00 %

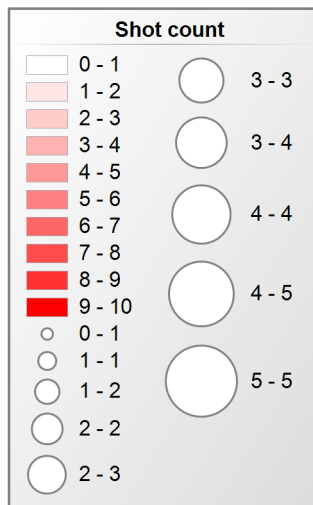
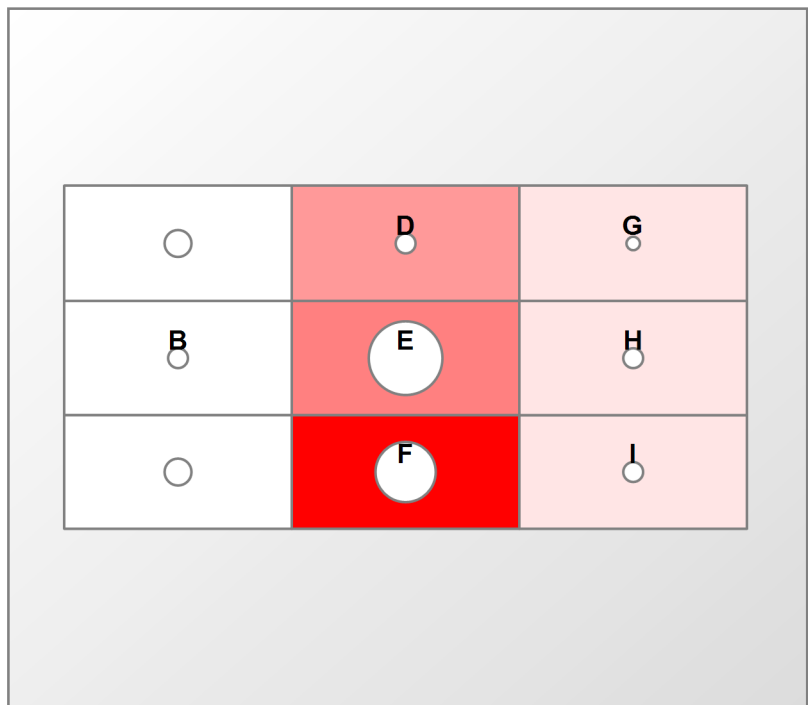
Total on Goal	1	Total on Goal	1	Total on Goal	0
Total Shots	2	Total Shots	2	Total Shots	2
Total Scores	0	Total Scores	0	Total Scores	0
Precision	50.00 %	Precision	50.00 %	Precision	0.00 %
Efficiency	0.00 %	Efficiency	0.00 %	Efficiency	NaN

Total on Goal	13
Total Shots	28
Total Scores	1
Precision	46.43 %
Efficiency	7.69 %

Group Statistics Group B



Short distribution and shots on goal



Zone (Fields)	B	D	E	F	G	H	I	Total
Total	1	5	6	10	2	2	2	28
on Goal (Circles)	1	1	5	4	0	1	1	13

Group Statistics Group B


Latvia



	Goals achieved	Goals get	penalty minutes
Team overview	2	14	4

Player	Games	Plus/Minus					Shots				Goals			Bullies			Penalties	
	played	+	-	balance	+ in %	- in %	Total	on Goal	% on Goal	Efficiency (%)	scored	Assists	in %	Total	won	in %	Total (min)	in %
13 Matisone Paula	1	1	3	-2	50.00	21.43	2	2	100.00	50.00	1	0	50.00	0	0	0.00	0	0.00
95 Ankudinova Anna	1	1	6	-5	50.00	42.86	6	4	66.67	25.00	1	0	50.00	2	1	50.00	0	0.00
15 Vancane Liga	1	1	5	-4	50.00	35.71	1	0	0.00	0.00	0	1	0.00	0	0	0.00	0	0.00
5 Berzina Eliza Elizabete	1	1	4	-3	50.00	28.57	1	0	0.00	0.00	0	0	0.00	5	2	40.00	4	100.00
6 Berzina Samanta	1	0	5	-5	0.00	35.71	0	0	0.00	0.00	0	0	0.00	0	0	0.00	0	0.00
7 Eglite Dzeina	1	1	5	-4	50.00	35.71	2	1	50.00	0.00	0	0	0.00	3	0	0.00	0	0.00
8 Mikova Liba Daija	1	1	5	-4	50.00	35.71	0	0	0.00	0.00	0	0	0.00	0	0	0.00	0	0.00
11 Martinjekaba Klinta	1	1	3	-2	50.00	21.43	1	0	0.00	0.00	0	0	0.00	0	0	0.00	0	0.00
12 Gravite Kristiana	1	1	6	-5	50.00	42.86	1	0	0.00	0.00	0	0	0.00	0	0	0.00	0	0.00
16 Rozite Julija	1	0	5	-5	0.00	35.71	3	2	66.67	0.00	0	0	0.00	0	0	0.00	0	0.00
20 Stapkevica Mara	1	0	1	-1	0.00	7.14	0	0	0.00	0.00	0	0	0.00	5	1	20.00	0	0.00
21 Adamane Madara	1	0	2	-2	0.00	14.29	1	1	100.00	0.00	0	0	0.00	0	0	0.00	0	0.00
22 Ametere Inga	1	0	6	-6	0.00	42.86	0	0	0.00	0.00	0	0	0.00	0	0	0.00	0	0.00
23 Pavlovska Elizabete	1	1	3	-2	50.00	21.43	1	0	0.00	0.00	0	0	0.00	0	0	0.00	0	0.00
41 Grapena Simona	1	0	3	-3	0.00	21.43	6	6	100.00	0.00	0	0	0.00	0	0	0.00	0	0.00
55 Gaugere Laura	1	0	4	-4	0.00	28.57	2	2	100.00	0.00	0	0	0.00	5	0	0.00	0	0.00
59 Garbare Evelina	1	1	2	-1	50.00	14.29	3	1	33.33	0.00	0	0	0.00	0	0	0.00	0	0.00
88 Metala Paula	1	0	2	-2	0.00	14.29	0	0	0.00	0.00	0	0	0.00	0	0	0.00	0	0.00
							30	19	63.33	10.53				20	4	20.00	4	

Group Statistics Group B



Latvia

bar	0	0.00 %
blocked	0	0.00 %
missed	0	0.00 %
on goal	0	0.00 %
Shots	0	0.00 %
Scores	0	0.00 %

bar	0	0.00 %
blocked	0	0.00 %
missed	0	0.00 %
on goal	2	100.00 %
Shots	2	6.67 %
Scores	1	50.00 %

bar	0	0.00 %
blocked	0	0.00 %
missed	0	0.00 %
on goal	0	0.00 %
Shots	0	0.00 %
Scores	0	0.00 %

bar	0	0.00 %
blocked	0	0.00 %
on goal	2	40.00 %
missed	3	60.00 %
Shots	5	16.67 %
Scores	0	0.00 %

bar	1	5.56 %
missed	1	5.56 %
blocked	2	11.11 %
on goal	14	77.78 %
Shots	18	60.00 %
Scores	0	0.00 %

bar	1	25.00 %
blocked	1	25.00 %
missed	1	25.00 %
on goal	1	25.00 %
Shots	4	13.33 %
Scores	1	50.00 %

bar	0	0.00 %
blocked	0	0.00 %
missed	0	0.00 %
on goal	0	0.00 %
Shots	0	0.00 %
Scores	0	0.00 %

bar	0	0.00 %
blocked	0	0.00 %
missed	0	0.00 %
on goal	0	0.00 %
Shots	0	0.00 %
Scores	0	0.00 %

bar	0	0.00 %
blocked	0	0.00 %
on goal	0	0.00 %
missed	1	100.00 %
Shots	1	3.33 %
Scores	0	0.00 %

bar	2	6.67 %
blocked	3	10.00 %
missed	6	20.00 %
on goal	19	63.33 %
Shots	30	
Scores	2	

Total on Goal	0	Total on Goal	2	Total on Goal	0
Total Shots	0	Total Shots	2	Total Shots	0
Total Scores	0	Total Scores	1	Total Scores	0
Precision	NaN	Precision	100.00 %	Precision	NaN
Efficiency	NaN	Efficiency	50.00 %	Efficiency	NaN

Total on Goal	2	Total on Goal	14	Total on Goal	1
Total Shots	5	Total Shots	18	Total Shots	4
Total Scores	0	Total Scores	0	Total Scores	1
Precision	40.00 %	Precision	77.78 %	Precision	25.00 %
Efficiency	0.00 %	Efficiency	0.00 %	Efficiency	100.00 %

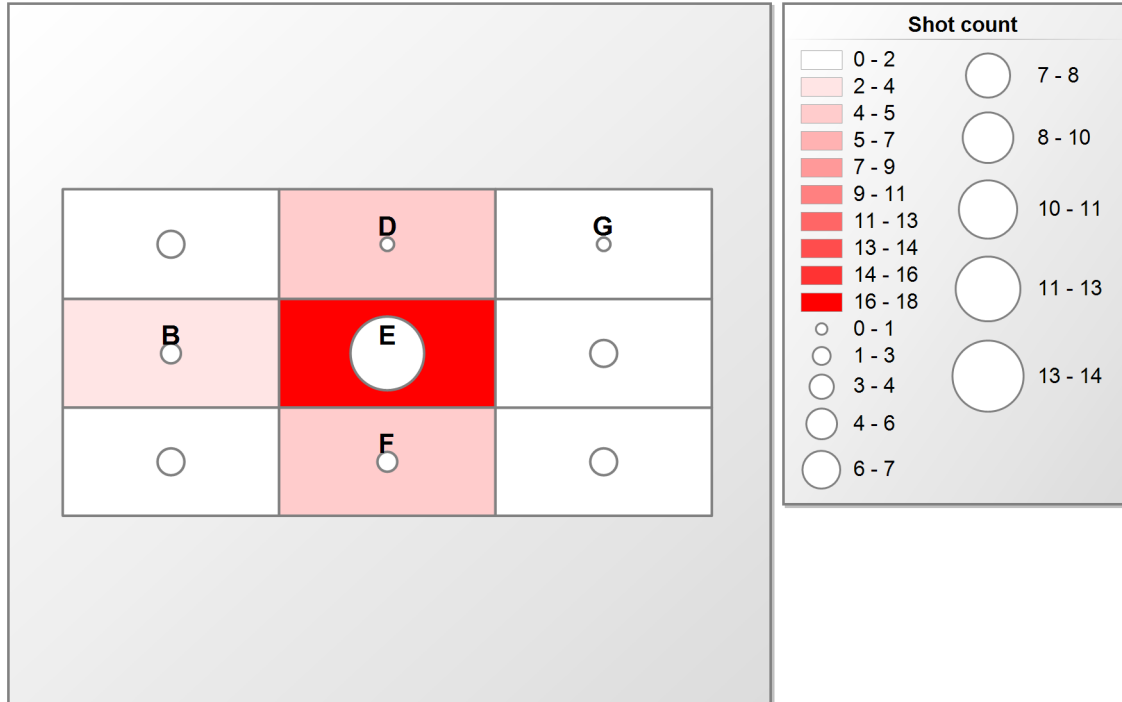
Total on Goal	0	Total on Goal	0	Total on Goal	0
Total Shots	0	Total Shots	0	Total Shots	1
Total Scores	0	Total Scores	0	Total Scores	0
Precision	NaN	Precision	NaN	Precision	0.00 %
Efficiency	NaN	Efficiency	NaN	Efficiency	NaN

Total on Goal	19
Total Shots	30
Total Scores	2
Precision	63.33 %
Efficiency	10.53 %

Group Statistics Group B



Short distribution and shots on goal



Zone (Fields)	B	D	E	F	G	Total
Total	2	4	18	5	1	30
on Goal (Circles)	2	1	14	2	0	19

Group Statistics Group B

Player Statistic			Games	Shots				Goals			Scorer points		Bullies			Penalties	
Player	Team	played	Total	on Goal	% on Goal	Efficiency (%)	scored	Assists	in %	Total	pt./game	Total	won	in %	Total (min)	in %	
1. Joelsson Sofia (12)	SWE	1	14	5	35.71	80.00	4	3	3.81	7	7.00	8	6	75.00	0	0.00	
2. Wibron Emelie (26)	SWE	1	19	12	63.16	41.67	5	0	4.76	5	5.00	0	0	0.00	0	0.00	
3. Ratajová Denisa (24)	CZE	1	19	13	68.42	15.38	2	3	1.90	5	5.00	0	0	0.00	0	0.00	
4. Steen Sara (27)	SWE	1	7	3	42.86	33.33	1	4	0.95	5	5.00	0	0	0.00	0	0.00	
5. Wijk Anna (5)	SWE	1	6	4	66.67	0.00	0	5	0.00	5	5.00	8	6	75.00	0	0.00	
6. Tschöp Moa (14)	SWE	1	9	5	55.56	60.00	3	0	2.86	3	3.00	0	0	0.00	0	0.00	
7. Krupnová Eliška (5)	CZE	1	6	4	66.67	50.00	2	1	1.90	3	3.00	8	7	87.50	0	0.00	
8. Jiráková Nela (9)	CZE	1	12	4	33.33	50.00	2	1	1.90	3	3.00	0	0	0.00	0	0.00	
9. Řepková Martina (21)	CZE	1	10	4	40.00	50.00	2	1	1.90	3	3.00	0	0	0.00	0	0.00	
10. Hanzlíková Tereza (7)	CZE	1	1	1	100.00	100.00	1	2	0.95	3	3.00	0	0	0.00	0	0.00	
11. Delagdo Johansson Amanda (33)	SWE	1	4	3	75.00	33.33	1	2	0.95	3	3.00	0	0	0.00	0	0.00	
12. Urbánková Tereza (16)	CZE	1	10	5	50.00	20.00	1	2	0.95	3	3.00	0	0	0.00	0	0.00	
13. Rasmussen Ellen (8)	SWE	1	3	2	66.67	0.00	0	3	0.00	3	3.00	1	0	0.00	0	0.00	
14. Hultgren Johanna (11)	SWE	1	7	4	57.14	50.00	2	0	1.90	2	2.00	0	0	0.00	0	0.00	
15. Fjellstedt Cornelia (17)	SWE	1	7	4	57.14	50.00	2	0	1.90	2	2.00	1	0	0.00	0	0.00	
16. Granstedt Alice (21)	SWE	1	5	4	80.00	50.00	2	0	1.90	2	2.00	0	0	0.00	0	0.00	
17. Boberg Stephanie (10)	SWE	1	11	8	72.73	25.00	2	0	1.90	2	2.00	9	8	88.89	0	0.00	
18. Martináková Natálie (15)	CZE	1	4	1	25.00	100.00	1	1	0.95	2	2.00	3	3	100.00	0	0.00	
19. Bočanová Adéla (23)	CZE	1	7	3	42.86	33.33	1	1	0.95	2	2.00	0	0	0.00	0	0.00	
20. Kapcová Nela (27)	CZE	1	3	1	33.33	100.00	1	0	0.95	1	1.00	0	0	0.00	0	0.00	
21. Aggestål Myra (22)	SWE	1	2	1	50.00	100.00	1	0	0.95	1	1.00	0	0	0.00	0	0.00	
22. Matisone Paula (13)	LVA	1	2	2	100.00	50.00	1	0	0.95	1	1.00	0	0	0.00	0	0.00	
23. Šponiarová Michaela (48)	SVK	1	7	3	42.86	33.33	1	0	0.95	1	1.00	0	0	0.00	0	0.00	
24. Paloncyová Kamila (20)	CZE	1	9	4	44.44	25.00	1	0	0.95	1	1.00	0	0	0.00	0	0.00	
25. Ankudinova Anna (95)	LVA	1	6	4	66.67	25.00	1	0	0.95	1	1.00	2	1	50.00	0	0.00	
26. Plášková Magdaléna (18)	CZE	1	7	1	14.29	0.00	0	1	0.00	1	1.00	7	6	85.71	0	0.00	
27. Šupáková Ivana (22)	CZE	1	5	1	20.00	0.00	0	1	0.00	1	1.00	0	0	0.00	0	0.00	
28. Vancane Liga (15)	LVA	1	1	0	0.00	0.00	0	1	0.00	1	1.00	0	0	0.00	0	0.00	
29. Hudáková Paulína (30)	SVK	1	6	3	50.00	0.00	0	1	0.00	1	1.00	1	0	0.00	0	0.00	
30. Gustafsson Moa (16)	SWE	1	3	0	0.00	0.00	0	1	0.00	1	1.00	0	0	0.00	0	0.00	
31. Molin Klara (18)	SWE	1	7	3	42.86	0.00	0	1	0.00	1	1.00	0	0	0.00	2	5.26	

Group Statistics Group B

Player Statistic			Games	Shots				Goals			Scorer points		Bullies			Penalties	
	Player	Team	played	Total	on Goal	% on Goal	Efficiency (%)	scored	Assists	in %	Total	pt./game	Total	won	in %	Total (min)	in %
32.	Carlsson Lisa (20)	SWE	1	1	1	100.00	0.00	0	1	0.00	1	1.00	0	0	0.00	0	0.00
33.	Rydfjäll Iza (23)	SWE	1	3	3	100.00	0.00	0	1	0.00	1	1.00	0	0	0.00	0	0.00
34.	Krantz Isabell (44)	SWE	1	0	0	0.00	0.00	0	1	0.00	1	1.00	0	0	0.00	0	0.00
35.	Beránková Vendula (10)	CZE	1	2	1	50.00	0.00	0	0	0.00	0	0.00	0	0	0.00	0	0.00
36.	Koničková Hana (12)	CZE	1	1	0	0.00	0.00	0	0	0.00	0	0.00	0	0	0.00	0	0.00
37.	Mlejnkova Michaela (13)	CZE	1	2	1	50.00	0.00	0	0	0.00	0	0.00	0	0	0.00	0	0.00
38.	Frantíková Daniela (14)	CZE	1	0	0	0.00	0.00	0	0	0.00	0	0.00	0	0	0.00	0	0.00
39.	Tožičková Gabriela (17)	CZE	1	0	0	0.00	0.00	0	0	0.00	0	0.00	0	0	0.00	0	0.00
40.	Kotzurová Denisa (25)	CZE	1	5	3	60.00	0.00	0	0	0.00	0	0.00	2	0	0.00	0	0.00
41.	Berzina Eliza Elizabete (5)	LVA	1	1	0	0.00	0.00	0	0	0.00	0	0.00	5	2	40.00	4	10.53
42.	Berzina Samanta (6)	LVA	1	0	0	0.00	0.00	0	0	0.00	0	0.00	0	0	0.00	0	0.00
43.	Eglite Dzeina (7)	LVA	1	2	1	50.00	0.00	0	0	0.00	0	0.00	3	0	0.00	0	0.00
44.	Mikova Liba Daija (8)	LVA	1	0	0	0.00	0.00	0	0	0.00	0	0.00	0	0	0.00	0	0.00
45.	Martinjekaba Klinta (11)	LVA	1	1	0	0.00	0.00	0	0	0.00	0	0.00	0	0	0.00	0	0.00
46.	Gravite Kristiana (12)	LVA	1	1	0	0.00	0.00	0	0	0.00	0	0.00	0	0	0.00	0	0.00
47.	Rozite Julija (16)	LVA	1	3	2	66.67	0.00	0	0	0.00	0	0.00	0	0	0.00	0	0.00
48.	Stapkevica Mara (20)	LVA	1	0	0	0.00	0.00	0	0	0.00	0	0.00	5	1	20.00	0	0.00
49.	Adamane Madara (21)	LVA	1	1	1	100.00	0.00	0	0	0.00	0	0.00	0	0	0.00	0	0.00
50.	Ametere Inga (22)	LVA	1	0	0	0.00	0.00	0	0	0.00	0	0.00	0	0	0.00	0	0.00
51.	Pavlovska Elizabete (23)	LVA	1	1	0	0.00	0.00	0	0	0.00	0	0.00	0	0	0.00	0	0.00
52.	Grapena Simona (41)	LVA	1	6	6	100.00	0.00	0	0	0.00	0	0.00	0	0	0.00	0	0.00
53.	Gaugere Laura (55)	LVA	1	2	2	100.00	0.00	0	0	0.00	0	0.00	5	0	0.00	0	0.00
54.	Garbare Evelina (59)	LVA	1	3	1	33.33	0.00	0	0	0.00	0	0.00	0	0	0.00	0	0.00
55.	Metala Paula (88)	LVA	1	0	0	0.00	0.00	0	0	0.00	0	0.00	0	0	0.00	0	0.00
56.	Ďuriková Alžbeta (2)	SVK	1	1	1	100.00	0.00	0	0	0.00	0	0.00	0	0	0.00	0	0.00
57.	Papierníková Denisa (3)	SVK	1	2	1	50.00	0.00	0	0	0.00	0	0.00	0	0	0.00	0	0.00
58.	Chúpeková Laura (9)	SVK	1	1	1	100.00	0.00	0	0	0.00	0	0.00	0	0	0.00	0	0.00
59.	Ferenčíková Denisa (10)	SVK	1	4	2	50.00	0.00	0	0	0.00	0	0.00	9	4	44.44	0	0.00
60.	Klapitová Katarína (12)	SVK	1	0	0	0.00	0.00	0	0	0.00	0	0.00	0	0	0.00	0	0.00
61.	Gáborová Barbora (14)	SVK	1	0	0	0.00	0.00	0	0	0.00	0	0.00	3	2	66.67	0	0.00
62.	Lenčéšová Lenka (15)	SVK	1	1	0	0.00	0.00	0	0	0.00	0	0.00	0	0	0.00	0	0.00

Group Statistics Group B

Player Statistic			Games	Shots				Goals			Scorer points		Bullies			Penalties		
	Player	Team	played	Total	on Goal	% on Goal	Efficiency (%)	scored	Assists	in %	Total	pt./game	Total	won	in %	Total (min)	in %	
63.	Šidlová Andrea (22)	SVK	1	0	0	0.00	0.00	0	0	0.00	0	0.00	0	0	0.00	0	0.00	
64.	Pudišová Linda (24)	SVK	1	0	0	0.00	0.00	0	0	0.00	0	0.00	1	0	0.00	0	0.00	
65.	Trošková Jana (26)	SVK	1	1	0	0.00	0.00	0	0	0.00	0	0.00	6	0	0.00	0	0.00	
66.	Adamcová Sára (39)	SVK	1	0	0	0.00	0.00	0	0	0.00	0	0.00	0	0	0.00	0	0.00	
67.	Belicová Kristína (71)	SVK	1	0	0	0.00	0.00	0	0	0.00	0	0.00	6	1	16.67	2	5.26	
68.	Grossová Viktória (73)	SVK	1	1	0	0.00	0.00	0	0	0.00	0	0.00	0	0	0.00	0	0.00	
69.	Robová Klaudia (75)	SVK	1	0	0	0.00	0.00	0	0	0.00	0	0.00	0	0	0.00	0	0.00	
70.	Grossová Klára (81)	SVK	1	3	2	66.67	0.00	0	0	0.00	0	0.00	2	0	0.00	2	5.26	
71.	Hudáková Kristína (88)	SVK	1	1	0	0.00	0.00	0	0	0.00	0	0.00	0	0	0.00	2	5.26	
72.	Sundberg Ida (24)	SWE	1	1	0	0.00	0.00	0	0	0.00	0	0.00	0	0	0.00	0	0.00	
				270	141	52.22	28.37	40						95			12	

Sorted by:

1st scorer points

2nd scorer points per game

3rd goals scored

4th efficiency

Group Statistics Group B

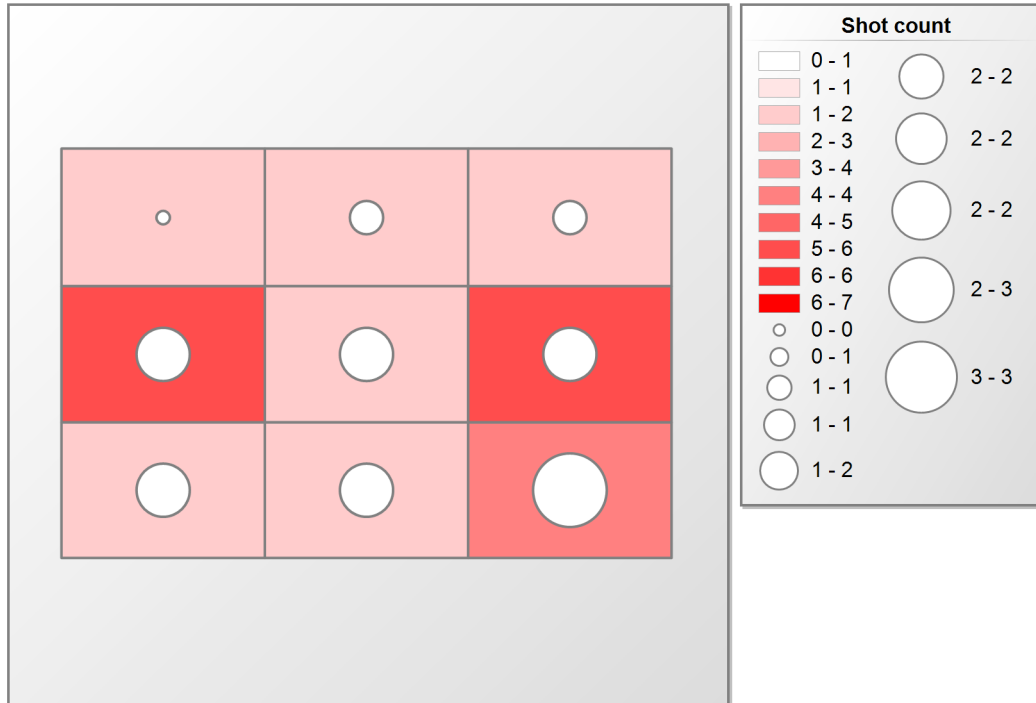
			Defense					Goal received											
		Total	Body	Foot/Leg	Hand/Arm	Helmet	Total		behind the goal	between legs	distracted	missed	movement	play around	transferred	Total	Total	Saves	Saves in %
18 Karolína Krištofová	4	4	4	4	6	1	15		0	0	0	0	5	1	1	7	26	19	73.08
91 Jana Dupčáková	4	4	8	2	8	2	20		1	1	0	0	4	0	0	6	30	24	80.00
99 Lauma Visnevská	1	1	6	1	8	3	18		1	0	0	1	3	0	0	5	24	19	79.17
96 Kristine Kirilova	1	1	3	2	4	0	9		0	0	0	1	3	2	0	6	16	10	62.50
34 Amanda Hill			1	0	10	0	11		0	0	0	0	1	0	0	1	12	11	91.67
37 Jana Christianová			4	3	6	0	13	0	0	0	0	0	1	1	0	2	15	13	86.67
71 Nikola Přileská			0	0	0	0	0	0	0	0	0	0	0	0	0	0	0	0	0.00
1 Alexandra Durling			0	0	0	0	0		0	0	0	0	0	0	0	0	0	0	0.00
Total	10	10	26	12	42	6	86	0	2	1	0	2	17	4	1	27	123	96	78.05

Group Statistics Group B

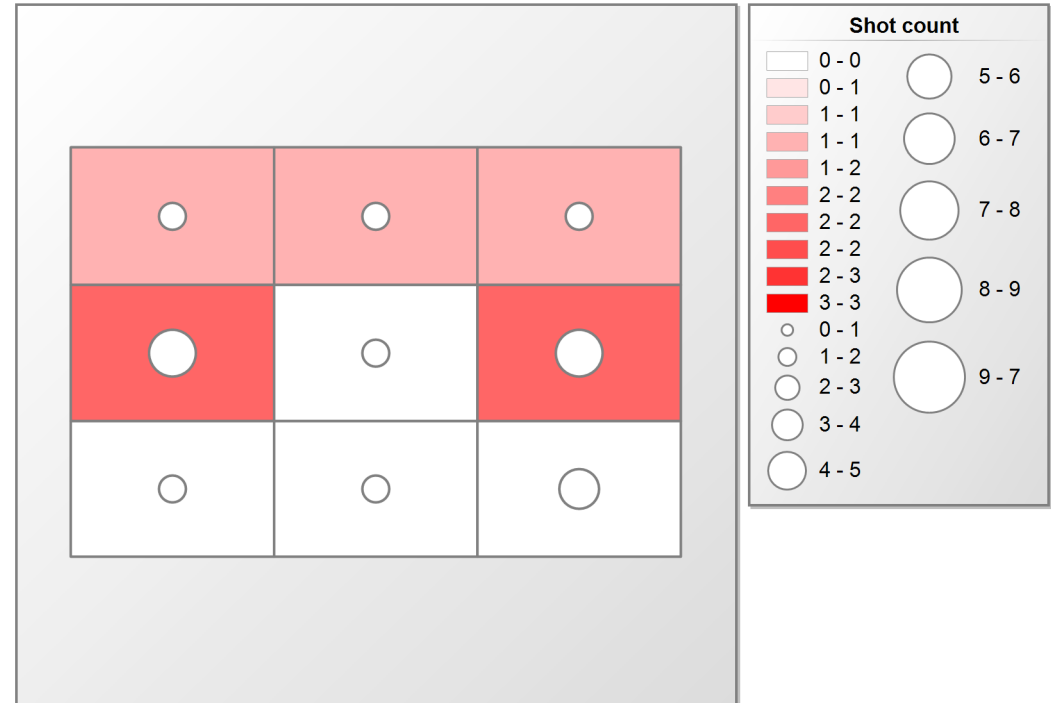


			Defense					Goal received						
		Total	Body	Foot/Leg	Hand/Arm	Helmet	Total	movement	play around	transferred	Total	Total	Saves	Saves in %
18 Karolína Krištofová	4	4	4	4	6	1	15	5	1	1	7	26	19	73.08
Total	4	4	4	4	6	1	15	5	1	1	7	26	19	73.08

Shots and Saves



received Goals and shots

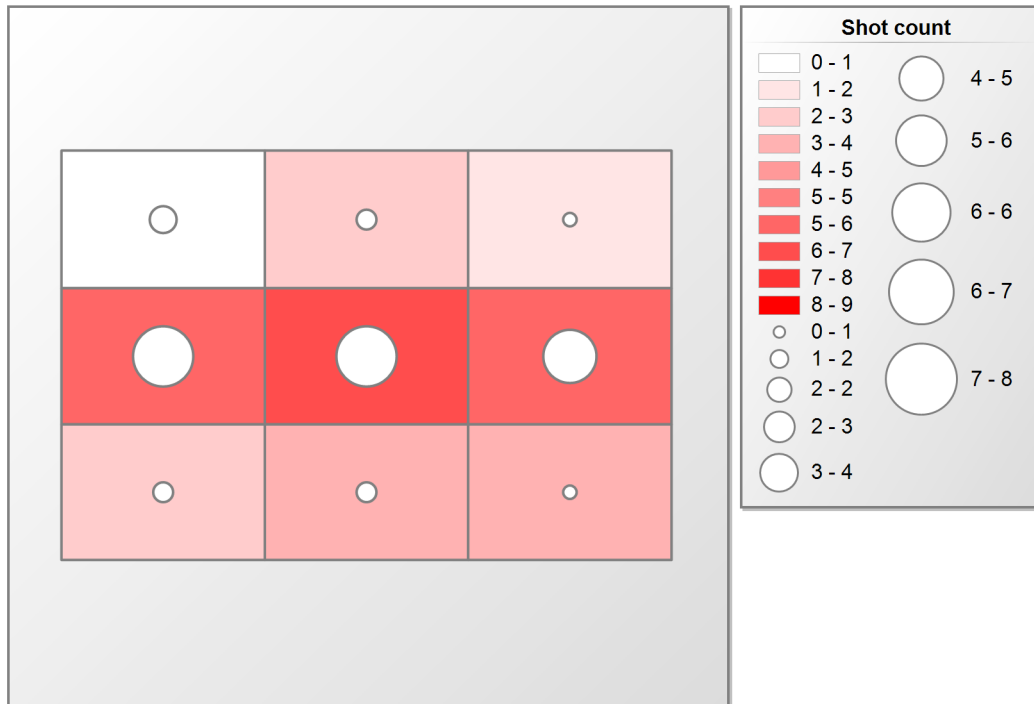


Group Statistics Group B

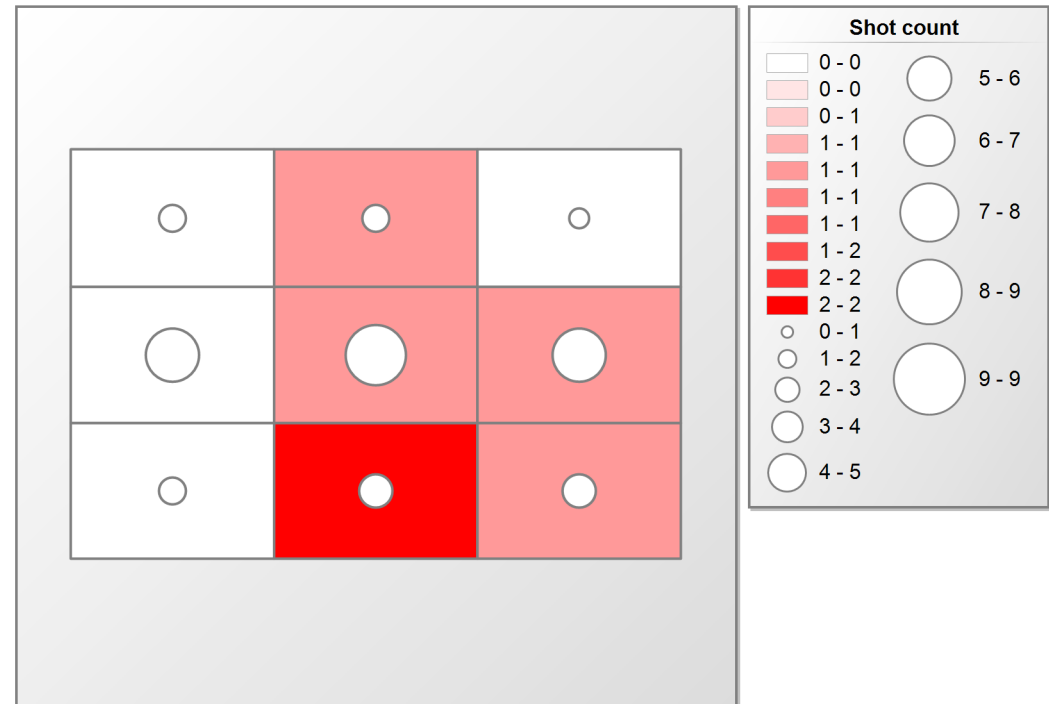


			Defense					Goal received						
		Total	Body	Foot/Leg	Hand/Arm	Helmet	Total	behind the goal	between legs	movement	Total	Total	Saves	Saves in %
91 Jana Dupčáková	4	4	8	2	8	2	20	1	1	4	6	30	24	80.00
Total	4	4	8	2	8	2	20	1	1	4	6	30	24	80.00

Shots and Saves



received Goals and shots

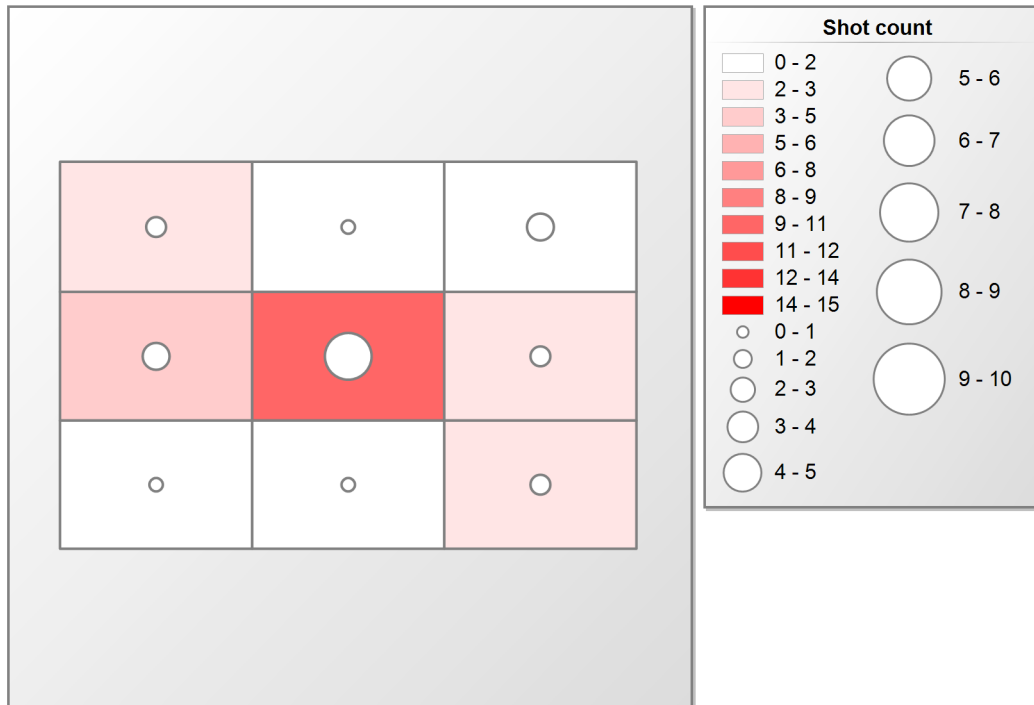


Group Statistics Group B

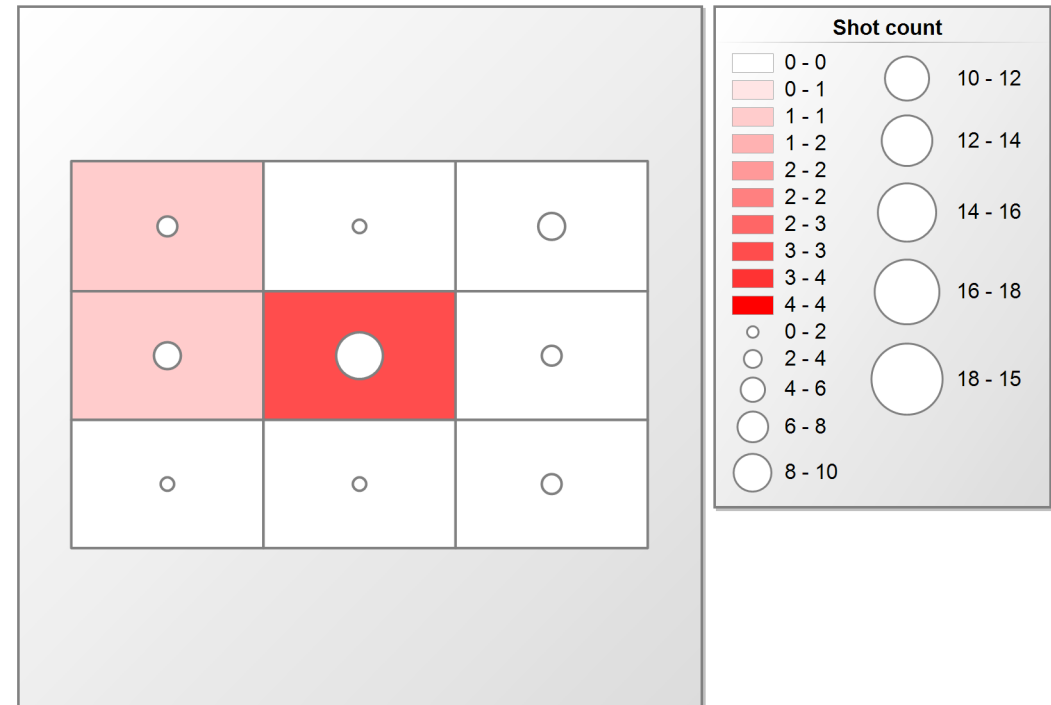


			Defense					Goal received						
		Total	Body	Foot/Leg	Hand/Arm	Helmet	Total	behind the goal	missed	movement	Total	Total	Saves	Saves in %
99 Lauma Visnevská	1	1	6	1	8	3	18	1	1	3	5	24	19	79.17
Total	1	1	6	1	8	3	18	1	1	3	5	24	19	79.17

Shots and Saves



received Goals and shots

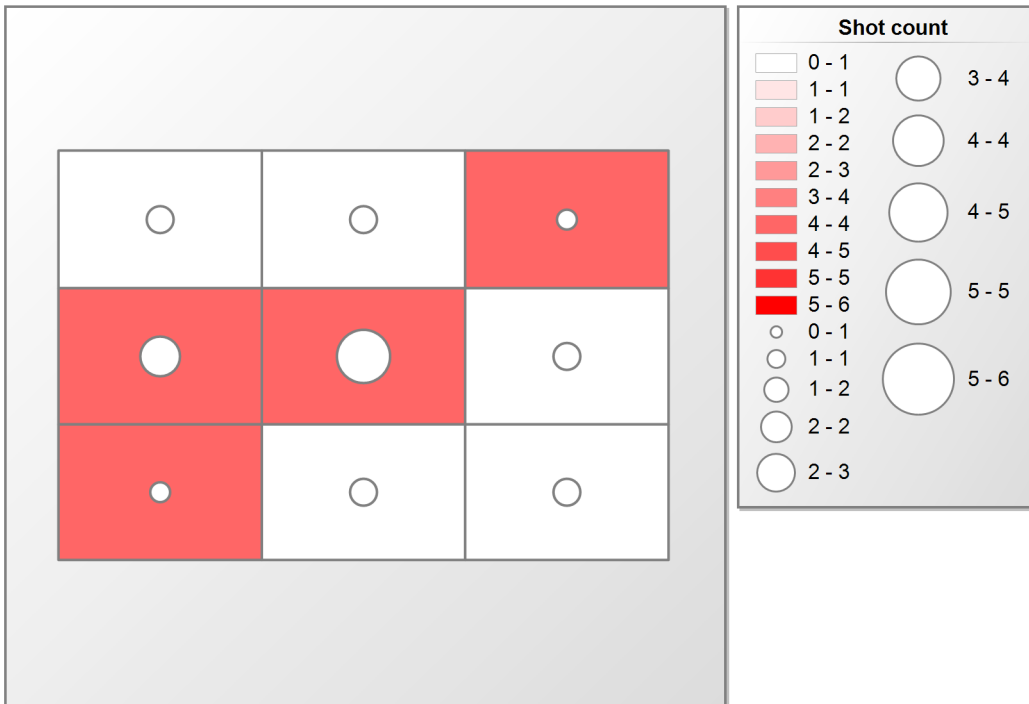


Group Statistics Group B




			Defense				Goal received				Total	Saves	Saves in %
		Total	Body	Foot/Leg	Hand/Arm	Total	missed	movement	play around	Total			
96 Kristine Kirilova	1	1	3	2	4	9	1	3	2	6	16	10	62.50
Total	1	1	3	2	4	9	1	3	2	6	16	10	62.50

Shots and Saves



received Goals and shots

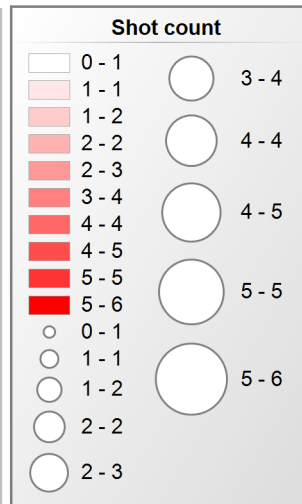
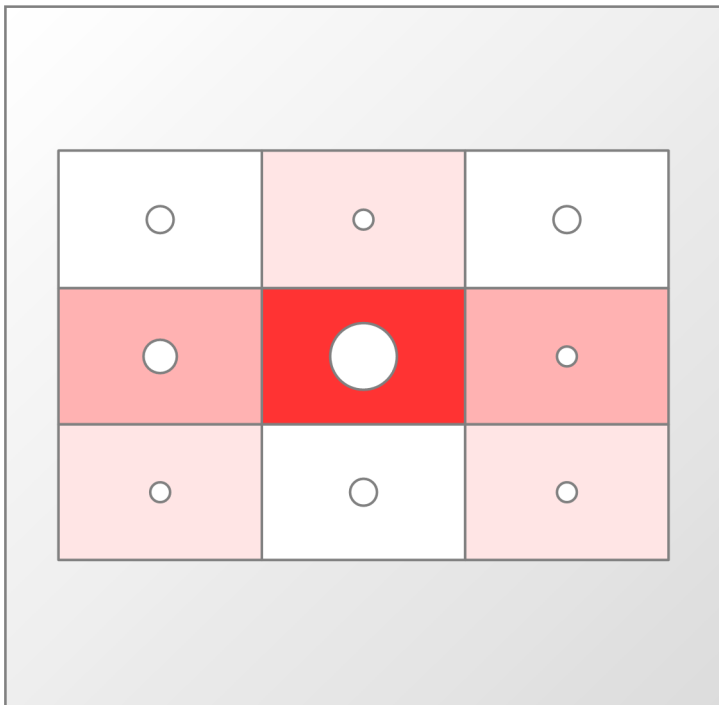


Group Statistics Group B

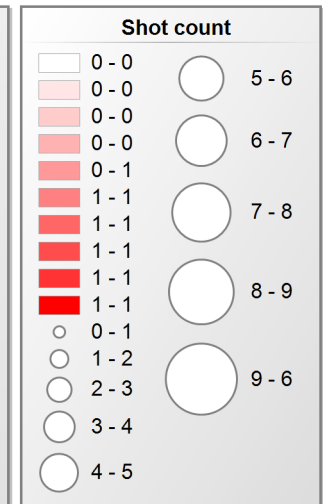
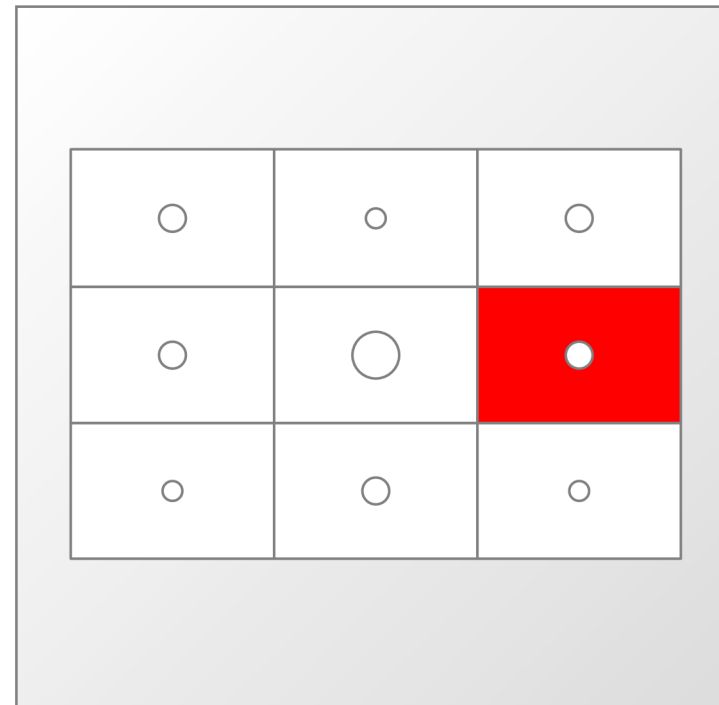


	Defense			Goal received		Total	Saves	Saves in %
	Body	Hand/Arm	Total	movement	Total			
34 Amanda Hill	1	10	11	1	1	12	11	91.67
Total	1	10	11	1	1	12	11	91.67

Shots and Saves



received Goals and shots

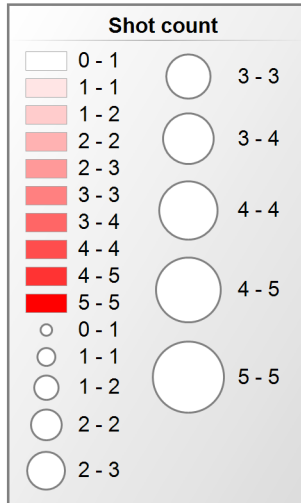
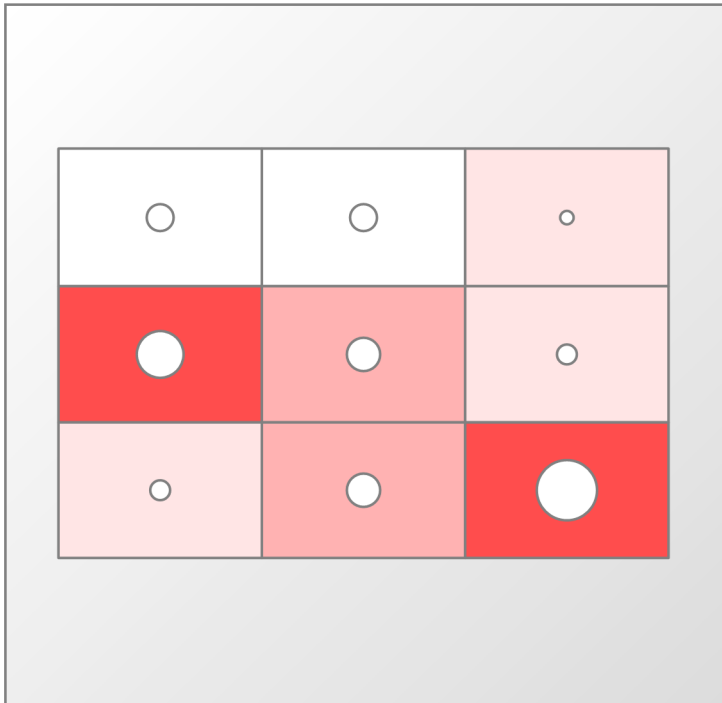


Group Statistics Group B



	Defense				Goal received			Total	Saves	Saves in %
	Body	Foot/Leg	Hand/Arm	Total	movement	play around	Total			
37 Jana Christianová	4	3	6	13	1	1	2	15	13	86.67
Total	4	3	6	13	1	1	2	15	13	86.67

Shots and Saves



received Goals and shots

