

Daily Statistics

B-Division

May 4, 2018



Group Statistics

Group C



ST.GALLEN & HERISAU 2018



Games

| 02.05.2018 Game | Spectators | in % | Result | Duration |
|-----------------------------------|------------|------|--------|----------|
| 10:00 Austria U19 - Australia U19 | 128 | 6.33 | 6 : 1 | 01:41:00 |
| 13:00 USA U19 - Latvia U19 | 130 | 6.43 | 0 : 20 | 01:55:00 |

Day total **129** **12.75**

| 03.05.2018 Game | Spectators | in % | Result | Duration |
|----------------------------------|------------|-------|--------|----------|
| 10:00 Austria U19 - USA U19 | 295 | 14.58 | 5 : 4 | 01:54:00 |
| 13:00 Australia U19 - Latvia U19 | 161 | 7.96 | 4 : 16 | 01:50:00 |

Day total **228** **22.54**

| 04.05.2018 Game | Spectators | in % | Result | Duration |
|--------------------------------|------------|-------|--------|----------|
| 10:00 Latvia U19 - Austria U19 | 165 | 8.16 | 20 : 1 | 01:45:00 |
| 13:00 Australia U19 - USA U19 | 367 | 18.14 | 3 : 3 | 01:44:00 |

Day total **266** **26.30**

208

Team Statistic

| Team | Games played | Shots | | | | Goals | | Bullies | | | Penalties | | |
|---------------|--------------|------------|------------|--------------|----------------|-----------|-------|------------|-----|-------|-------------|-------|------------------|
| | | Total | on Goal | % on Goal | Efficiency (%) | scored | in % | Total | won | in % | Total (min) | in % | Total (min eff.) |
| Australia U19 | 3 | 182 | 66 | 36.26 | 12.12 | 8 | 5.93 | 44 | 8 | 18.18 | 4 | 5.56 | 00:02:11 |
| Austria U19 | 3 | 162 | 70 | 43.21 | 17.14 | 12 | 8.89 | 49 | 16 | 32.65 | 10 | 13.89 | 00:07:34 |
| Latvia U19 | 3 | 351 | 154 | 43.87 | 36.36 | 56 | 41.48 | 71 | 52 | 73.24 | 8 | 11.11 | 00:08:00 |
| USA U19 | 3 | 136 | 38 | 27.94 | 18.42 | 7 | 5.19 | 46 | 29 | 63.04 | 16 | 22.22 | 00:14:24 |
| | | 831 | 328 | 39.47 | 25.30 | 83 | | 210 | | | 38 | | |

Australia U19



| | Goals achieved | Goals get | penalty minutes |
|---------------|----------------|-----------|-----------------|
| Team overview | 8 | 25 | 4 |

| Player | Games played | Plus/Minus | | | | | Shots | | | | Goals | | | Bullies | | | Penalties | |
|-----------------------|--------------|------------|----|---------|--------|--------|------------|-----------|--------------|----------------|--------|---------|-------|-----------|----------|--------------|-------------|-------|
| | | + | - | balance | + in % | - in % | Total | on Goal | % on Goal | Efficiency (%) | scored | Assists | in % | Total | won | in % | Total (min) | in % |
| 3 Palme Gabrielle | 3 | 4 | 12 | -8 | 50.00 | 48.00 | 34 | 12 | 35.29 | 16.67 | 2 | 1 | 25.00 | 7 | 3 | 42.86 | 2 | 50.00 |
| 7 Abell Teyjah | 3 | 4 | 7 | -3 | 50.00 | 28.00 | 13 | 3 | 23.08 | 33.33 | 1 | 2 | 12.50 | 1 | 0 | 0.00 | 0 | 0.00 |
| 9 Kambersky Karolina | 3 | 4 | 11 | -7 | 50.00 | 44.00 | 7 | 4 | 57.14 | 0.00 | 0 | 3 | 0.00 | 13 | 2 | 15.38 | 0 | 0.00 |
| 45 Creagh Isabella | 3 | 3 | 8 | -5 | 37.50 | 32.00 | 28 | 13 | 46.43 | 15.38 | 2 | 0 | 25.00 | 0 | 0 | 0.00 | 0 | 0.00 |
| 26 Walsh Robin | 3 | 4 | 9 | -5 | 50.00 | 36.00 | 11 | 4 | 36.36 | 25.00 | 1 | 0 | 12.50 | 0 | 0 | 0.00 | 0 | 0.00 |
| 12 Lean Annie | 3 | 2 | 4 | -2 | 25.00 | 16.00 | 22 | 7 | 31.82 | 14.29 | 1 | 0 | 12.50 | 0 | 0 | 0.00 | 0 | 0.00 |
| 6 Luttrell Abbey | 3 | 3 | 7 | -4 | 37.50 | 28.00 | 22 | 9 | 40.91 | 11.11 | 1 | 0 | 12.50 | 20 | 3 | 15.00 | 0 | 0.00 |
| 11 Noney Emily | 3 | 0 | 3 | -3 | 0.00 | 12.00 | 2 | 1 | 50.00 | 0.00 | 0 | 0 | 0.00 | 0 | 0 | 0.00 | 0 | 0.00 |
| 13 Berry Maddison | 3 | 1 | 5 | -4 | 12.50 | 20.00 | 1 | 1 | 100.00 | 0.00 | 0 | 0 | 0.00 | 0 | 0 | 0.00 | 0 | 0.00 |
| 19 Schulz Nele | 3 | 0 | 3 | -3 | 0.00 | 12.00 | 0 | 0 | 0.00 | 0.00 | 0 | 0 | 0.00 | 0 | 0 | 0.00 | 0 | 0.00 |
| 21 Bennett Astrid | 3 | 3 | 12 | -9 | 37.50 | 48.00 | 21 | 5 | 23.81 | 0.00 | 0 | 0 | 0.00 | 1 | 0 | 0.00 | 2 | 50.00 |
| 35 Humble Hannah-Rose | 3 | 2 | 2 | 0 | 25.00 | 8.00 | 6 | 4 | 66.67 | 0.00 | 0 | 0 | 0.00 | 1 | 0 | 0.00 | 0 | 0.00 |
| 48 Eaton Louella | 1 | 0 | 0 | 0 | 0.00 | 0.00 | 0 | 0 | 0.00 | 0.00 | 0 | 0 | 0.00 | 0 | 0 | 0.00 | 0 | 0.00 |
| 71 Lugtenburg Megan | 3 | 1 | 5 | -4 | 12.50 | 20.00 | 2 | 1 | 50.00 | 0.00 | 0 | 0 | 0.00 | 0 | 0 | 0.00 | 0 | 0.00 |
| 89 Dickson Molly | 3 | 4 | 7 | -3 | 50.00 | 28.00 | 13 | 2 | 15.38 | 0.00 | 0 | 0 | 0.00 | 1 | 0 | 0.00 | 0 | 0.00 |
| | | | | | | | 182 | 66 | 36.26 | 12.12 | | | | 44 | 8 | 18.18 | 4 | |



Australia U19



Group Statistics Group C

| | | | | | | | | |
|---------------|----------|---------------|---------------|-----------|----------------|---------------|----------|---------------|
| bar | 0 | 0.00 % | bar | 0 | 0.00 % | bar | 0 | 0.00 % |
| missed | 1 | 14.29 % | blocked | 3 | 15.79 % | blocked | 0 | 0.00 % |
| blocked | 2 | 28.57 % | missed | 3 | 15.79 % | missed | 0 | 0.00 % |
| on goal | 4 | 57.14 % | on goal | 13 | 68.42 % | on goal | 0 | 0.00 % |
| Shots | 7 | 3.85 % | Shots | 19 | 10.44 % | Shots | 0 | 0.00 % |
| Scores | 0 | 0.00 % | Scores | 1 | 10.00 % | Scores | 0 | 0.00 % |

| | | | | | |
|---------------|-----------|----------------|---------------|-----------|----------------|
| bar | 0 | 0.00 % | bar | 0 | 0.00 % |
| missed | 8 | 27.59 % | missed | 8 | 22.22 % |
| on goal | 9 | 31.03 % | blocked | 13 | 36.11 % |
| blocked | 12 | 41.38 % | on goal | 15 | 41.67 % |
| Shots | 29 | 15.93 % | Shots | 36 | 19.78 % |
| Scores | 3 | 30.00 % | Scores | 3 | 30.00 % |

| | | |
|---------------|-----------|----------------|
| bar | 0 | 0.00 % |
| blocked | 9 | 29.03 % |
| missed | 10 | 32.26 % |
| on goal | 12 | 38.71 % |
| Shots | 31 | 17.03 % |
| Scores | 2 | 20.00 % |

| | | | | | |
|---------------|-----------|----------------|---------------|-----------|----------------|
| bar | 0 | 0.00 % | bar | 0 | 0.00 % |
| on goal | 4 | 20.00 % | on goal | 4 | 20.00 % |
| blocked | 5 | 25.00 % | missed | 6 | 30.00 % |
| missed | 11 | 55.00 % | blocked | 10 | 50.00 % |
| Shots | 20 | 10.99 % | Shots | 20 | 10.99 % |
| Scores | 0 | 0.00 % | Scores | 1 | 10.00 % |

| | | |
|---------------|-----------|----------------|
| bar | 1 | 5.00 % |
| missed | 3 | 15.00 % |
| on goal | 5 | 25.00 % |
| blocked | 11 | 55.00 % |
| Shots | 20 | 10.99 % |
| Scores | 0 | 0.00 % |

| | | | | | |
|------------------|----------------|------------------|----------------|------------------|------------|
| Total on Goal | 4 | Total on Goal | 13 | Total on Goal | 0 |
| Total Shots | 7 | Total Shots | 19 | Total Shots | 0 |
| Total Scores | 0 | Total Scores | 1 | Total Scores | 0 |
| Precision | 57.14 % | Precision | 68.42 % | Precision | NaN |
| Efficency | 0.00 % | Efficency | 7.69 % | Efficency | NaN |

| | | | |
|------------------|----------------|------------------|----------------|
| Total on Goal | 9 | Total on Goal | 15 |
| Total Shots | 29 | Total Shots | 36 |
| Total Scores | 3 | Total Scores | 3 |
| Precision | 31.03 % | Precision | 41.67 % |
| Efficency | 33.33 % | Efficency | 20.00 % |

| | |
|------------------|----------------|
| Total on Goal | 12 |
| Total Shots | 31 |
| Total Scores | 2 |
| Precision | 38.71 % |
| Efficency | 16.67 % |

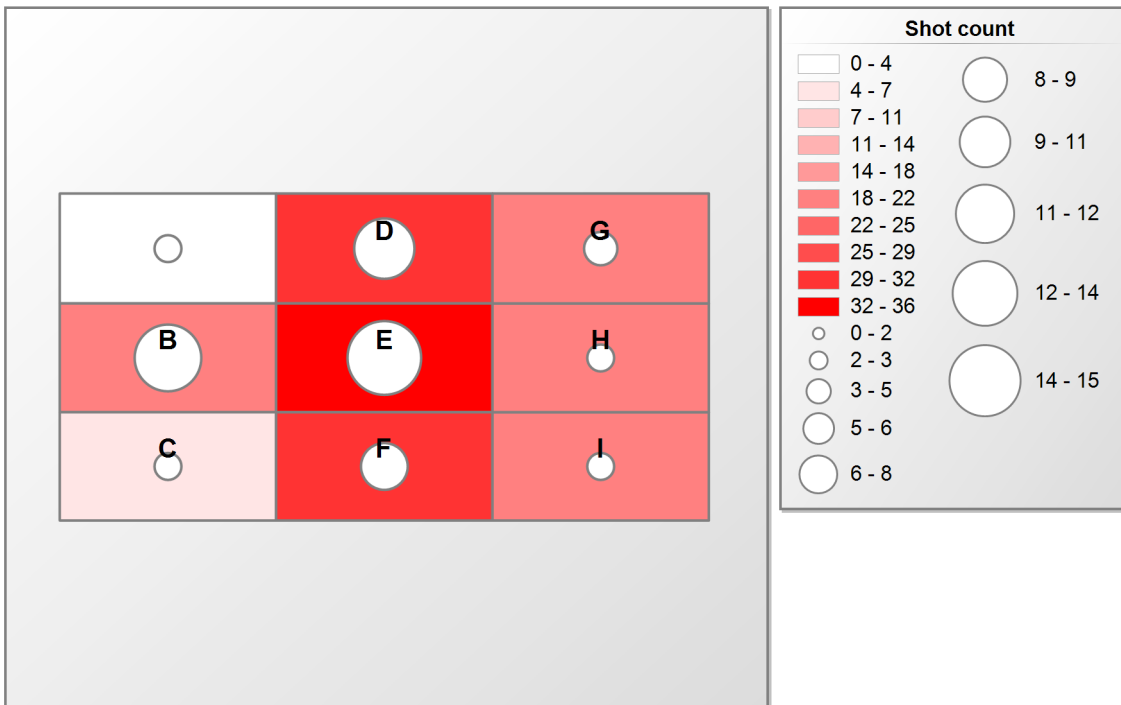
| | | | |
|------------------|----------------|------------------|----------------|
| Total on Goal | 4 | Total on Goal | 4 |
| Total Shots | 20 | Total Shots | 20 |
| Total Scores | 0 | Total Scores | 1 |
| Precision | 20.00 % | Precision | 20.00 % |
| Efficency | 0.00 % | Efficency | 25.00 % |

| | |
|------------------|----------------|
| Total on Goal | 5 |
| Total Shots | 20 |
| Total Scores | 0 |
| Precision | 25.00 % |
| Efficency | 0.00 % |

| | | |
|---------------|------------|---------|
| bar | 1 | 0.55 % |
| missed | 50 | 27.47 % |
| blocked | 65 | 35.71 % |
| on goal | 66 | 36.26 % |
| Shots | 182 | |
| Scores | 10 | |

| | |
|------------------|----------------|
| Total on Goal | 66 |
| Total Shots | 182 |
| Total Scores | 10 |
| Precision | 36.26 % |
| Efficency | 15.15 % |

Short distribution and shots on goal



| Zone (Fields) | B | C | D | E | F | G | H | I | Total |
|-------------------|----|---|----|----|----|----|----|----|-------|
| Total | 19 | 7 | 31 | 36 | 29 | 20 | 20 | 20 | 182 |
| on Goal (Circles) | 13 | 4 | 12 | 15 | 9 | 5 | 4 | 4 | 66 |



Austria U19



| | Goals achieved | Goals get | penalty minutes |
|---------------|----------------|-----------|-----------------|
| Team overview | 12 | 25 | 10 |

| Player | Games played | Plus/Minus | | | | | Shots | | | | Goals | | | Bullies | | | Penalties | |
|-----------------------|--------------|------------|----|---------|--------|--------|------------|-----------|--------------|----------------|--------|---------|-------|-----------|-----------|--------------|-------------|-------|
| | | + | - | balance | + in % | - in % | Total | on Goal | % on Goal | Efficiency (%) | scored | Assists | in % | Total | won | in % | Total (min) | in % |
| 3 Gams Jana | 3 | 5 | 4 | 1 | 41.67 | 16.00 | 16 | 8 | 50.00 | 37.50 | 3 | 1 | 25.00 | 0 | 0 | 0.00 | 0 | 0.00 |
| 2 Kuzel Rebecca | 3 | 5 | 4 | 1 | 41.67 | 16.00 | 28 | 11 | 39.29 | 18.18 | 2 | 0 | 16.67 | 6 | 0 | 0.00 | 2 | 20.00 |
| 10 Kasper Milena | 3 | 0 | 3 | -3 | 0.00 | 12.00 | 25 | 12 | 48.00 | 16.67 | 2 | 0 | 16.67 | 1 | 0 | 0.00 | 0 | 0.00 |
| 16 Hinum Alina | 3 | 1 | 5 | -4 | 8.33 | 20.00 | 8 | 3 | 37.50 | 33.33 | 1 | 1 | 8.33 | 10 | 3 | 30.00 | 0 | 0.00 |
| 15 Wyk Maria | 3 | 1 | 2 | -1 | 8.33 | 8.00 | 15 | 4 | 26.67 | 25.00 | 1 | 1 | 8.33 | 12 | 9 | 75.00 | 2 | 20.00 |
| 18 Jelacic Ana Maria | 3 | 3 | 3 | 0 | 25.00 | 12.00 | 2 | 1 | 50.00 | 0.00 | 0 | 2 | 0.00 | 0 | 0 | 0.00 | 2 | 20.00 |
| 5 Paulitsch Katharina | 3 | 1 | 3 | -2 | 8.33 | 12.00 | 4 | 3 | 75.00 | 33.33 | 1 | 0 | 8.33 | 0 | 0 | 0.00 | 0 | 0.00 |
| 9 Trenker Sarah | 3 | 2 | 13 | -11 | 16.67 | 52.00 | 8 | 5 | 62.50 | 20.00 | 1 | 0 | 8.33 | 6 | 2 | 33.33 | 0 | 0.00 |
| 4 Castriotta Elena | 3 | 0 | 11 | -11 | 0.00 | 44.00 | 17 | 6 | 35.29 | 16.67 | 1 | 0 | 8.33 | 0 | 0 | 0.00 | 0 | 0.00 |
| 8 Steiner Michelle | 3 | 4 | 6 | -2 | 33.33 | 24.00 | 14 | 5 | 35.71 | 0.00 | 0 | 1 | 0.00 | 14 | 2 | 14.29 | 0 | 0.00 |
| 14 Ferdik Lisa | 3 | 1 | 7 | -6 | 8.33 | 28.00 | 3 | 0 | 0.00 | 0.00 | 0 | 1 | 0.00 | 0 | 0 | 0.00 | 0 | 0.00 |
| 6 Patsch Dana | 3 | 0 | 2 | -2 | 0.00 | 8.00 | 3 | 1 | 33.33 | 0.00 | 0 | 0 | 0.00 | 0 | 0 | 0.00 | 0 | 0.00 |
| 6 Pichler Lisa | 2 | 0 | 6 | -6 | 0.00 | 24.00 | 7 | 5 | 71.43 | 0.00 | 0 | 0 | 0.00 | 0 | 0 | 0.00 | 0 | 0.00 |
| 7 Jenewein Sarah | 3 | 1 | 12 | -11 | 8.33 | 48.00 | 0 | 0 | 0.00 | 0.00 | 0 | 0 | 0.00 | 0 | 0 | 0.00 | 0 | 0.00 |
| 11 Rachlinger Lena | 3 | 0 | 13 | -13 | 0.00 | 52.00 | 0 | 0 | 0.00 | 0.00 | 0 | 0 | 0.00 | 0 | 0 | 0.00 | 2 | 20.00 |
| 12 Mayrhofer Elke | 1 | 1 | 16 | -15 | 8.33 | 64.00 | 1 | 0 | 0.00 | 0.00 | 0 | 0 | 0.00 | 0 | 0 | 0.00 | 0 | 0.00 |
| 13 Patsch Dana | 3 | 0 | 2 | -2 | 0.00 | 8.00 | 3 | 1 | 33.33 | 0.00 | 0 | 0 | 0.00 | 0 | 0 | 0.00 | 0 | 0.00 |
| 20 Ableitinger Laura | 3 | 1 | 5 | -4 | 8.33 | 20.00 | 7 | 4 | 57.14 | 0.00 | 0 | 0 | 0.00 | 0 | 0 | 0.00 | 0 | 0.00 |
| 21 Steinbichler Anna | 3 | 4 | 4 | 0 | 33.33 | 16.00 | 4 | 2 | 50.00 | 0.00 | 0 | 0 | 0.00 | 0 | 0 | 0.00 | 2 | 20.00 |
| | | | | | | | 165 | 71 | 43.03 | 16.90 | | | | 49 | 16 | 32.65 | 10 | |



Austria U19

| | | | | | | | | |
|---------------|----------|---------------|---------------|-----------|----------------|---------------|----------|---------------|
| bar | 0 | 0.00 % | bar | 0 | 0.00 % | bar | 0 | 0.00 % |
| on goal | 0 | 0.00 % | blocked | 2 | 9.09 % | blocked | 0 | 0.00 % |
| blocked | 1 | 33.33 % | missed | 7 | 31.82 % | missed | 0 | 0.00 % |
| missed | 2 | 66.67 % | on goal | 13 | 59.09 % | on goal | 2 | 100.00 % |
| Shots | 3 | 1.85 % | Shots | 22 | 13.58 % | Shots | 2 | 1.23 % |
| Scores | 0 | 0.00 % | Scores | 4 | 30.77 % | Scores | 0 | 0.00 % |

| | | | | | | | | |
|---------------|-----------|----------------|---------------|-----------|----------------|---------------|-----------|----------------|
| bar | 1 | 3.13 % | bar | 0 | 0.00 % | bar | 0 | 0.00 % |
| blocked | 6 | 18.75 % | blocked | 6 | 15.38 % | on goal | 8 | 27.59 % |
| missed | 7 | 21.88 % | missed | 14 | 35.90 % | missed | 9 | 31.03 % |
| on goal | 18 | 56.25 % | on goal | 19 | 48.72 % | blocked | 12 | 41.38 % |
| Shots | 32 | 19.75 % | Shots | 39 | 24.07 % | Shots | 29 | 17.90 % |
| Scores | 3 | 23.08 % | Scores | 4 | 30.77 % | Scores | 2 | 15.38 % |

| | | | | | | | | |
|---------------|-----------|---------------|---------------|-----------|----------------|---------------|----------|---------------|
| bar | 0 | 0.00 % | bar | 0 | 0.00 % | bar | 0 | 0.00 % |
| blocked | 2 | 20.00 % | on goal | 4 | 20.00 % | on goal | 0 | 0.00 % |
| missed | 2 | 20.00 % | blocked | 8 | 40.00 % | missed | 2 | 40.00 % |
| on goal | 6 | 60.00 % | missed | 8 | 40.00 % | blocked | 3 | 60.00 % |
| Shots | 10 | 6.17 % | Shots | 20 | 12.35 % | Shots | 5 | 3.09 % |
| Scores | 0 | 0.00 % | Scores | 0 | 0.00 % | Scores | 0 | 0.00 % |

| | | |
|---------------|------------|---------|
| bar | 1 | 0.62 % |
| blocked | 40 | 24.69 % |
| missed | 51 | 31.48 % |
| on goal | 70 | 43.21 % |
| Shots | 162 | |
| Scores | 13 | |

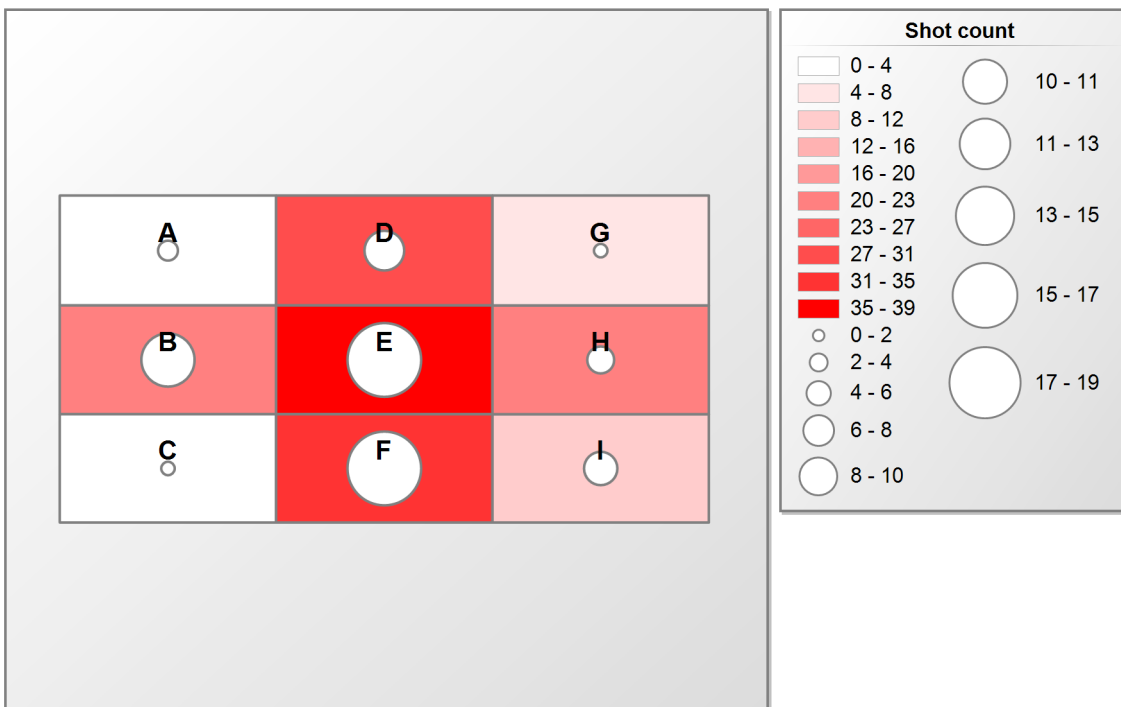
| | | | | | |
|-------------------|---------------|-------------------|----------------|-------------------|-----------------|
| Total on Goal | 0 | Total on Goal | 13 | Total on Goal | 2 |
| Total Shots | 3 | Total Shots | 22 | Total Shots | 2 |
| Total Scores | 0 | Total Scores | 4 | Total Scores | 0 |
| Precision | 0.00 % | Precision | 59.09 % | Precision | 100.00 % |
| Efficiency | NaN | Efficiency | 30.77 % | Efficiency | 0.00 % |

| | | | | | |
|-------------------|----------------|-------------------|----------------|-------------------|----------------|
| Total on Goal | 18 | Total on Goal | 19 | Total on Goal | 8 |
| Total Shots | 32 | Total Shots | 39 | Total Shots | 29 |
| Total Scores | 3 | Total Scores | 4 | Total Scores | 2 |
| Precision | 56.25 % | Precision | 48.72 % | Precision | 27.59 % |
| Efficiency | 16.67 % | Efficiency | 21.05 % | Efficiency | 25.00 % |

| | | | | | |
|-------------------|----------------|-------------------|----------------|-------------------|---------------|
| Total on Goal | 6 | Total on Goal | 4 | Total on Goal | 0 |
| Total Shots | 10 | Total Shots | 20 | Total Shots | 5 |
| Total Scores | 0 | Total Scores | 0 | Total Scores | 0 |
| Precision | 60.00 % | Precision | 20.00 % | Precision | 0.00 % |
| Efficiency | 0.00 % | Efficiency | 0.00 % | Efficiency | NaN |

| | |
|-------------------|----------------|
| Total on Goal | 70 |
| Total Shots | 162 |
| Total Scores | 13 |
| Precision | 43.21 % |
| Efficiency | 18.57 % |

Short distribution and shots on goal



| Zone (Fields) | A | B | C | D | E | F | G | H | I | Total |
|-------------------|---|----|---|----|----|----|---|----|----|-------|
| Total | 2 | 22 | 3 | 29 | 39 | 32 | 5 | 20 | 10 | 162 |
| on Goal (Circles) | 2 | 13 | 0 | 8 | 19 | 18 | 0 | 4 | 6 | 70 |



Group Statistics Group C



Latvia U19



| | Goals achieved | Goals get | penalty minutes |
|---------------|----------------|-----------|-----------------|
| Team overview | 56 | 5 | 8 |

| Player | Games | Plus/Minus | | | | | Shots | | | | Goals | | | Bullies | | | Penalties | |
|--------------------------------|--------|------------|---|---------|--------|--------|------------|------------|--------------|----------------|--------|---------|-------|-----------|-----------|--------------|-------------|-------|
| | played | + | - | balance | + in % | - in % | Total | on Goal | % on Goal | Efficiency (%) | scored | Assists | in % | Total | won | in % | Total (min) | in % |
| 95 Ankudinova Anna | 3 | 23 | 2 | 21 | 41.07 | 40.00 | 43 | 27 | 62.79 | 44.44 | 12 | 5 | 21.43 | 23 | 16 | 69.57 | 0 | 0.00 |
| 11 Grapena Simona | 3 | 25 | 2 | 23 | 44.64 | 40.00 | 31 | 17 | 54.84 | 41.18 | 7 | 7 | 12.50 | 0 | 0 | 0.00 | 0 | 0.00 |
| 55 Gaugere Laura | 3 | 22 | 1 | 21 | 39.29 | 20.00 | 34 | 18 | 52.94 | 38.89 | 7 | 7 | 12.50 | 28 | 23 | 82.14 | 0 | 0.00 |
| 25 Rozite Julija | 3 | 25 | 1 | 24 | 44.64 | 20.00 | 30 | 15 | 50.00 | 40.00 | 6 | 8 | 10.71 | 2 | 2 | 100.00 | 0 | 0.00 |
| 15 Martinjekaba Klinta | 3 | 16 | 1 | 15 | 28.57 | 20.00 | 28 | 13 | 46.43 | 30.77 | 4 | 3 | 7.14 | 0 | 0 | 0.00 | 2 | 25.00 |
| 91 Kalve Leticija | 3 | 19 | 2 | 17 | 33.93 | 40.00 | 17 | 7 | 41.18 | 57.14 | 4 | 2 | 7.14 | 0 | 0 | 0.00 | 0 | 0.00 |
| 77 Leite Liene | 3 | 19 | 2 | 17 | 33.93 | 40.00 | 32 | 10 | 31.25 | 20.00 | 2 | 4 | 3.57 | 0 | 0 | 0.00 | 0 | 0.00 |
| 19 Kurockina Viktorija | 3 | 10 | 2 | 8 | 17.86 | 40.00 | 10 | 6 | 60.00 | 50.00 | 3 | 1 | 5.36 | 1 | 1 | 100.00 | 0 | 0.00 |
| 23 Pavlovska Elizabete | 3 | 26 | 1 | 25 | 46.43 | 20.00 | 26 | 5 | 19.23 | 40.00 | 2 | 2 | 3.57 | 0 | 0 | 0.00 | 2 | 25.00 |
| 13 Meldere Kate | 3 | 12 | 1 | 11 | 21.43 | 20.00 | 15 | 7 | 46.67 | 28.57 | 2 | 2 | 3.57 | 2 | 1 | 50.00 | 2 | 25.00 |
| 16 Simkuna Nensija | 3 | 9 | 1 | 8 | 16.07 | 20.00 | 10 | 5 | 50.00 | 40.00 | 2 | 1 | 3.57 | 0 | 0 | 0.00 | 2 | 25.00 |
| 20 Ziedone Zane | 3 | 24 | 1 | 23 | 42.86 | 20.00 | 14 | 5 | 35.71 | 40.00 | 2 | 0 | 3.57 | 1 | 0 | 0.00 | 0 | 0.00 |
| 59 Krumina Kristiana Elizabete | 3 | 6 | 3 | 3 | 10.71 | 60.00 | 11 | 3 | 27.27 | 33.33 | 1 | 1 | 1.79 | 1 | 1 | 100.00 | 0 | 0.00 |
| 17 Kazaine Alise | 3 | 6 | 1 | 5 | 10.71 | 20.00 | 9 | 5 | 55.56 | 20.00 | 1 | 1 | 1.79 | 5 | 3 | 60.00 | 0 | 0.00 |
| 5 Ozolina Edite | 3 | 18 | 2 | 16 | 32.14 | 40.00 | 14 | 5 | 35.71 | 0.00 | 0 | 2 | 0.00 | 0 | 0 | 0.00 | 0 | 0.00 |
| 27 Tinkuse Danute | 3 | 6 | 1 | 5 | 10.71 | 20.00 | 20 | 4 | 20.00 | 25.00 | 1 | 0 | 1.79 | 8 | 5 | 62.50 | 0 | 0.00 |
| 7 Kupla Kristiana | 3 | 8 | 0 | 8 | 14.29 | 0.00 | 1 | 1 | 100.00 | 0.00 | 0 | 1 | 0.00 | 0 | 0 | 0.00 | 0 | 0.00 |
| 21 Taurina Elina | 3 | 2 | 1 | 1 | 3.57 | 20.00 | 6 | 1 | 16.67 | 0.00 | 0 | 0 | 0.00 | 0 | 0 | 0.00 | 0 | 0.00 |
| | | | | | | | 351 | 154 | 43.87 | 36.36 | | | | 71 | 52 | 73.24 | 8 | |



Latvia U19

| | | | | | | | | |
|---------------|----------|---------------|---------------|-----------|----------------|---------------|-----------|---------------|
| bar | 0 | 0.00 % | bar | 3 | 3.66 % | bar | 0 | 0.00 % |
| blocked | 2 | 22.22 % | missed | 12 | 14.63 % | blocked | 3 | 21.43 % |
| on goal | 2 | 22.22 % | blocked | 18 | 21.95 % | missed | 4 | 28.57 % |
| missed | 5 | 55.56 % | on goal | 49 | 59.76 % | on goal | 7 | 50.00 % |
| Shots | 9 | 2.56 % | Shots | 82 | 23.36 % | Shots | 14 | 3.99 % |
| Scores | 1 | 1.82 % | Scores | 20 | 36.36 % | Scores | 4 | 7.27 % |

| | | | | | | | | |
|---------------|-----------|---------------|---------------|-----------|----------------|---------------|-----------|----------------|
| bar | 0 | 0.00 % | bar | 2 | 2.04 % | bar | 1 | 1.52 % |
| blocked | 5 | 15.15 % | missed | 23 | 23.47 % | blocked | 19 | 28.79 % |
| missed | 13 | 39.39 % | blocked | 30 | 30.61 % | on goal | 20 | 30.30 % |
| on goal | 15 | 45.45 % | on goal | 43 | 43.88 % | missed | 26 | 39.39 % |
| Shots | 33 | 9.40 % | Shots | 98 | 27.92 % | Shots | 66 | 18.80 % |
| Scores | 5 | 9.09 % | Scores | 18 | 32.73 % | Scores | 6 | 10.91 % |

| | | | | | | | | |
|---------------|----------|---------------|---------------|-----------|---------------|---------------|-----------|---------------|
| bar | 0 | 0.00 % | bar | 1 | 3.70 % | bar | 0 | 0.00 % |
| missed | 1 | 16.67 % | blocked | 5 | 18.52 % | blocked | 5 | 31.25 % |
| on goal | 1 | 16.67 % | missed | 10 | 37.04 % | missed | 5 | 31.25 % |
| blocked | 4 | 66.67 % | on goal | 11 | 40.74 % | on goal | 6 | 37.50 % |
| Shots | 6 | 1.71 % | Shots | 27 | 7.69 % | Shots | 16 | 4.56 % |
| Scores | 0 | 0.00 % | Scores | 1 | 1.82 % | Scores | 0 | 0.00 % |

| | | |
|---------------|------------|---------|
| bar | 7 | 1.99 % |
| blocked | 91 | 25.93 % |
| missed | 99 | 28.21 % |
| on goal | 154 | 43.87 % |
| Shots | 351 | |
| Scores | 55 | |

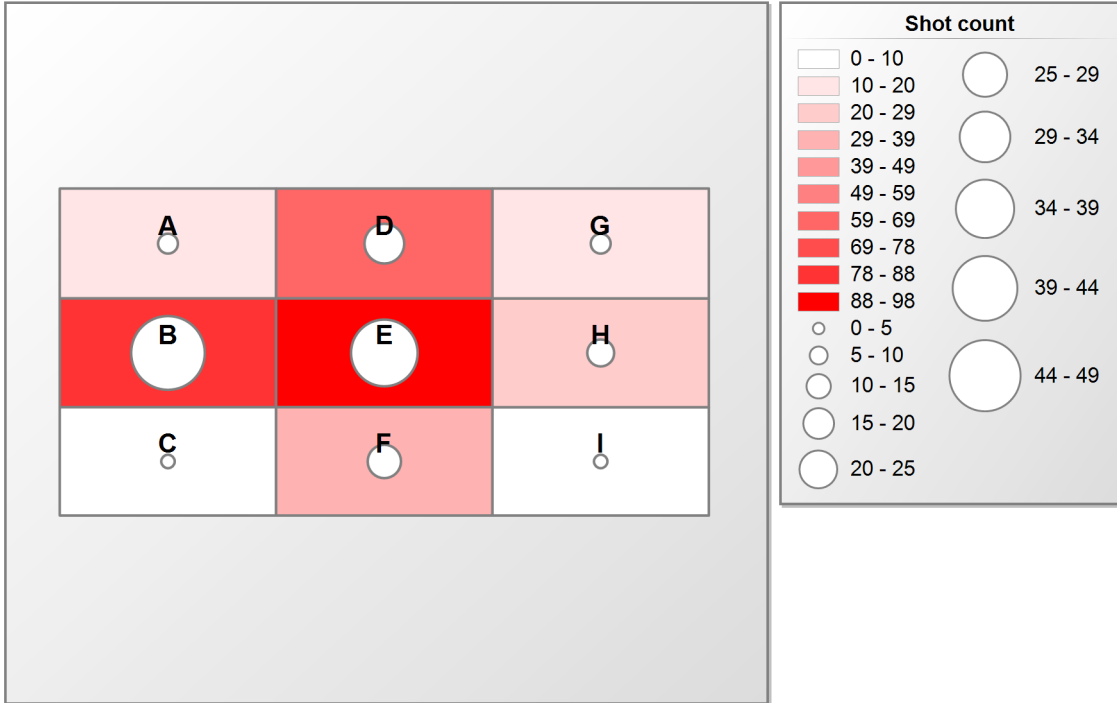
| | | | | | |
|-------------------|----------------|-------------------|----------------|-------------------|----------------|
| Total on Goal | 2 | Total on Goal | 49 | Total on Goal | 7 |
| Total Shots | 9 | Total Shots | 82 | Total Shots | 14 |
| Total Scores | 1 | Total Scores | 20 | Total Scores | 4 |
| Precision | 22.22 % | Precision | 59.76 % | Precision | 50.00 % |
| Efficiency | 50.00 % | Efficiency | 40.82 % | Efficiency | 57.14 % |

| | | | | | |
|-------------------|----------------|-------------------|----------------|-------------------|----------------|
| Total on Goal | 15 | Total on Goal | 43 | Total on Goal | 20 |
| Total Shots | 33 | Total Shots | 98 | Total Shots | 66 |
| Total Scores | 5 | Total Scores | 18 | Total Scores | 6 |
| Precision | 45.45 % | Precision | 43.88 % | Precision | 30.30 % |
| Efficiency | 33.33 % | Efficiency | 41.86 % | Efficiency | 30.00 % |

| | | | | | |
|-------------------|----------------|-------------------|----------------|-------------------|----------------|
| Total on Goal | 1 | Total on Goal | 11 | Total on Goal | 6 |
| Total Shots | 6 | Total Shots | 27 | Total Shots | 16 |
| Total Scores | 0 | Total Scores | 1 | Total Scores | 0 |
| Precision | 16.67 % | Precision | 40.74 % | Precision | 37.50 % |
| Efficiency | 0.00 % | Efficiency | 9.09 % | Efficiency | 0.00 % |

| | |
|-------------------|----------------|
| Total on Goal | 154 |
| Total Shots | 351 |
| Total Scores | 55 |
| Precision | 43.87 % |
| Efficiency | 35.71 % |

Short distribution and shots on goal



| Zone (Fields) | A | B | C | D | E | F | G | H | I | Total |
|-------------------|----|----|---|----|----|----|----|----|---|-------|
| Total | 14 | 82 | 9 | 66 | 98 | 33 | 16 | 27 | 6 | 351 |
| on Goal (Circles) | 7 | 49 | 2 | 20 | 43 | 15 | 6 | 11 | 1 | 154 |



Group Statistics Group C






Group Statistics Group C

USA U19



| | Goals achieved | Goals get | penalty minutes |
|---------------|----------------|-----------|-----------------|
| Team overview | 7 | 28 | 16 |

| Player | Games played | Plus/Minus | | | | | Shots | | | | Goals | | | Bullies | | | Penalties | |
|---------------------------|--------------|------------|----|---------|--------|--------|------------|-----------|--------------|----------------|--------|---------|-------|-----------|-----------|--------------|-------------|-------|
| | | + | - | balance | + in % | - in % | Total | on Goal | % on Goal | Efficiency (%) | scored | Assists | in % | Total | won | in % | Total (min) | in % |
| 57 Johansson Selma | 3 | 6 | 9 | -3 | 85.71 | 32.14 | 22 | 8 | 36.36 | 37.50 | 3 | 1 | 42.86 | 1 | 0 | 0.00 | 0 | 0.00 |
| 71 Gerecke Saskia | 3 | 5 | 8 | -3 | 71.43 | 28.57 | 11 | 3 | 27.27 | 33.33 | 1 | 2 | 14.29 | 19 | 16 | 84.21 | 0 | 0.00 |
| 20 Björk Moa | 3 | 4 | 6 | -2 | 57.14 | 21.43 | 4 | 0 | 0.00 | 0.00 | 0 | 2 | 0.00 | 0 | 0 | 0.00 | 0 | 0.00 |
| 19 Leuma Sophia | 3 | 6 | 11 | -5 | 85.71 | 39.29 | 12 | 4 | 33.33 | 25.00 | 1 | 0 | 14.29 | 3 | 0 | 0.00 | 0 | 0.00 |
| 8 Matinlassi Sani | 3 | 1 | 8 | -7 | 14.29 | 28.57 | 9 | 6 | 66.67 | 16.67 | 1 | 0 | 14.29 | 7 | 3 | 42.86 | 4 | 25.00 |
| 10 Espinal Dinah | 3 | 2 | 8 | -6 | 28.57 | 28.57 | 21 | 7 | 33.33 | 14.29 | 1 | 0 | 14.29 | 0 | 0 | 0.00 | 4 | 25.00 |
| 17 Schreiner Tabea Joy | 3 | 2 | 8 | -6 | 28.57 | 28.57 | 2 | 0 | 0.00 | 0.00 | 0 | 1 | 0.00 | 4 | 2 | 50.00 | 2 | 12.50 |
| 2 Schwindt Gabrielle | 3 | 0 | 0 | 0 | 0.00 | 0.00 | 0 | 0 | 0.00 | 0.00 | 0 | 0 | 0.00 | 0 | 0 | 0.00 | 0 | 0.00 |
| 3 Helber Alva | 3 | 2 | 13 | -11 | 28.57 | 46.43 | 20 | 4 | 20.00 | 0.00 | 0 | 0 | 0.00 | 1 | 1 | 100.00 | 2 | 12.50 |
| 4 La Framboise Amy | 3 | 0 | 11 | -11 | 0.00 | 39.29 | 1 | 0 | 0.00 | 0.00 | 0 | 0 | 0.00 | 2 | 1 | 50.00 | 0 | 0.00 |
| 15 Irwin Braedyn | 3 | 1 | 11 | -10 | 14.29 | 39.29 | 7 | 2 | 28.57 | 0.00 | 0 | 0 | 0.00 | 2 | 2 | 100.00 | 0 | 0.00 |
| 18 Edlebrock Peyton | 3 | 0 | 6 | -6 | 0.00 | 21.43 | 0 | 0 | 0.00 | 0.00 | 0 | 0 | 0.00 | 0 | 0 | 0.00 | 0 | 0.00 |
| 22 Rudelius Filippa-Maria | 3 | 1 | 10 | -9 | 14.29 | 35.71 | 10 | 3 | 30.00 | 0.00 | 0 | 0 | 0.00 | 7 | 4 | 57.14 | 0 | 0.00 |
| 27 Walker Faith | 3 | 0 | 2 | -2 | 0.00 | 7.14 | 0 | 0 | 0.00 | 0.00 | 0 | 0 | 0.00 | 0 | 0 | 0.00 | 0 | 0.00 |
| 28 Wahlgren Emmie | 3 | 0 | 8 | -8 | 0.00 | 28.57 | 3 | 0 | 0.00 | 0.00 | 0 | 0 | 0.00 | 0 | 0 | 0.00 | 2 | 12.50 |
| 30 Niskanen Vera | 3 | 5 | 8 | -3 | 71.43 | 28.57 | 12 | 2 | 16.67 | 0.00 | 0 | 0 | 0.00 | 0 | 0 | 0.00 | 2 | 12.50 |
| 88 Angerstig Ester | 3 | 0 | 9 | -9 | 0.00 | 32.14 | 2 | 0 | 0.00 | 0.00 | 0 | 0 | 0.00 | 0 | 0 | 0.00 | 0 | 0.00 |
| 97 Spence Bethany | 2 | 0 | 0 | 0 | 0.00 | 0.00 | 1 | 0 | 0.00 | 0.00 | 0 | 0 | 0.00 | 0 | 0 | 0.00 | 0 | 0.00 |
| Total | | | | | | | 137 | 39 | 28.47 | 17.95 | | | | 46 | 29 | 63.04 | 16 | |



USA U19

| | | |
|---------------|----------|---------------|
| bar | 0 | 0.00 % |
| blocked | 0 | 0.00 % |
| missed | 0 | 0.00 % |
| on goal | 0 | 0.00 % |
| Shots | 0 | 0.00 % |
| Scores | 0 | 0.00 % |

| | | |
|---------------|-----------|----------------|
| bar | 0 | 0.00 % |
| missed | 2 | 13.33 % |
| blocked | 5 | 33.33 % |
| on goal | 8 | 53.33 % |
| Shots | 15 | 11.03 % |
| Scores | 0 | 0.00 % |

| | | |
|---------------|----------|---------------|
| bar | 0 | 0.00 % |
| missed | 0 | 0.00 % |
| blocked | 1 | 50.00 % |
| on goal | 1 | 50.00 % |
| Shots | 2 | 1.47 % |
| Scores | 0 | 0.00 % |

| | | |
|---------------|-----------|----------------|
| bar | 0 | 0.00 % |
| on goal | 8 | 27.59 % |
| blocked | 9 | 31.03 % |
| missed | 12 | 41.38 % |
| Shots | 29 | 21.32 % |
| Scores | 0 | 0.00 % |

| | | |
|---------------|-----------|----------------|
| bar | 0 | 0.00 % |
| missed | 9 | 24.32 % |
| on goal | 13 | 35.14 % |
| blocked | 15 | 40.54 % |
| Shots | 37 | 27.21 % |
| Scores | 5 | 83.33 % |

| | | |
|---------------|-----------|---------------|
| bar | 1 | 8.33 % |
| on goal | 2 | 16.67 % |
| missed | 4 | 33.33 % |
| blocked | 5 | 41.67 % |
| Shots | 12 | 8.82 % |
| Scores | 0 | 0.00 % |

| | | |
|---------------|-----------|---------------|
| bar | 1 | 7.69 % |
| on goal | 1 | 7.69 % |
| blocked | 5 | 38.46 % |
| missed | 6 | 46.15 % |
| Shots | 13 | 9.56 % |
| Scores | 0 | 0.00 % |

| | | |
|---------------|-----------|----------------|
| bar | 0 | 0.00 % |
| on goal | 3 | 14.29 % |
| blocked | 8 | 38.10 % |
| missed | 10 | 47.62 % |
| Shots | 21 | 15.44 % |
| Scores | 1 | 16.67 % |

| | | |
|---------------|----------|---------------|
| bar | 0 | 0.00 % |
| missed | 2 | 28.57 % |
| on goal | 2 | 28.57 % |
| blocked | 3 | 42.86 % |
| Shots | 7 | 5.15 % |
| Scores | 0 | 0.00 % |

| | | |
|---------------|------------|---------|
| bar | 2 | 1.47 % |
| on goal | 38 | 27.94 % |
| missed | 45 | 33.09 % |
| blocked | 51 | 37.50 % |
| Shots | 136 | |
| Scores | 6 | |

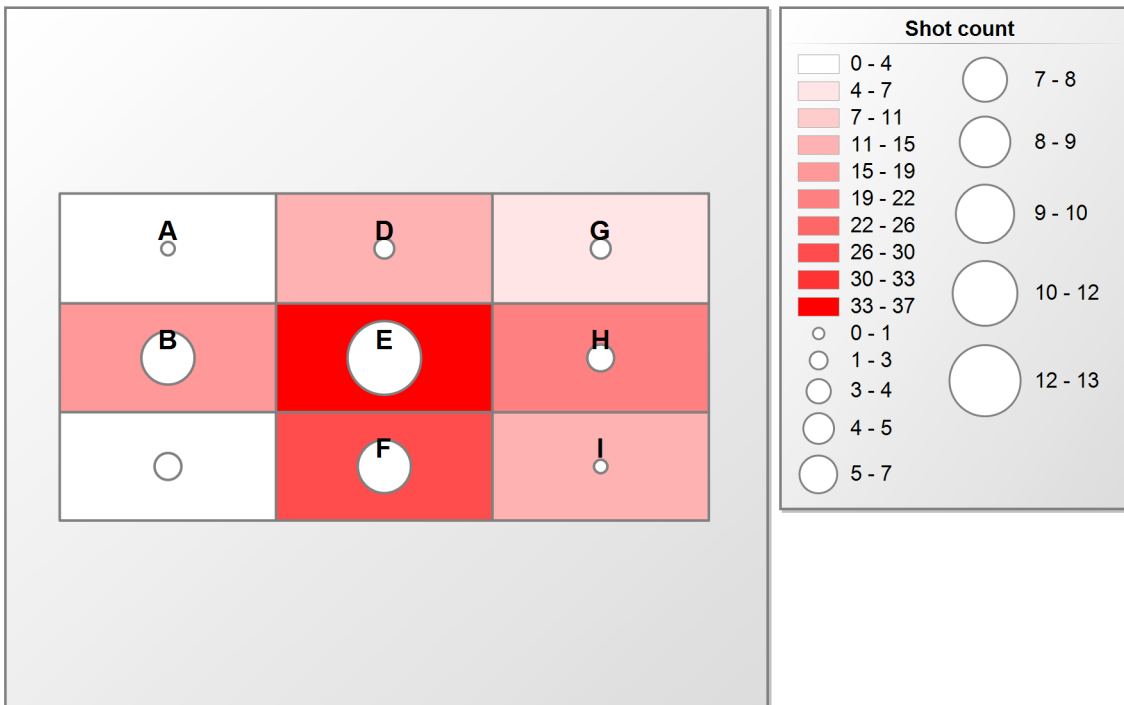
| | | | | | |
|-------------------|------------|-------------------|----------------|-------------------|----------------|
| Total on Goal | 0 | Total on Goal | 8 | Total on Goal | 1 |
| Total Shots | 0 | Total Shots | 15 | Total Shots | 2 |
| Total Scores | 0 | Total Scores | 0 | Total Scores | 0 |
| Precision | NaN | Precision | 53.33 % | Precision | 50.00 % |
| Efficiency | NaN | Efficiency | 0.00 % | Efficiency | 0.00 % |

| | | | | | |
|-------------------|----------------|-------------------|----------------|-------------------|----------------|
| Total on Goal | 8 | Total on Goal | 13 | Total on Goal | 2 |
| Total Shots | 29 | Total Shots | 37 | Total Shots | 12 |
| Total Scores | 0 | Total Scores | 5 | Total Scores | 0 |
| Precision | 27.59 % | Precision | 35.14 % | Precision | 16.67 % |
| Efficiency | 0.00 % | Efficiency | 38.46 % | Efficiency | 0.00 % |

| | | | | | |
|-------------------|---------------|-------------------|----------------|-------------------|----------------|
| Total on Goal | 1 | Total on Goal | 3 | Total on Goal | 2 |
| Total Shots | 13 | Total Shots | 21 | Total Shots | 7 |
| Total Scores | 0 | Total Scores | 1 | Total Scores | 0 |
| Precision | 7.69 % | Precision | 14.29 % | Precision | 28.57 % |
| Efficiency | 0.00 % | Efficiency | 33.33 % | Efficiency | 0.00 % |

| | |
|-------------------|----------------|
| Total on Goal | 38 |
| Total Shots | 136 |
| Total Scores | 6 |
| Precision | 27.94 % |
| Efficiency | 15.79 % |

Short distribution and shots on goal



| Zone (Fields) | A | B | D | E | F | G | H | I | Total |
|-------------------|---|----|----|----|----|---|----|----|-------|
| Total | 2 | 15 | 12 | 37 | 29 | 7 | 21 | 13 | 136 |
| on Goal (Circles) | 1 | 8 | 2 | 13 | 8 | 2 | 3 | 1 | 38 |



Group Statistics Group C

| Player Statistic | | | Games | Shots | | | | Goals | | | Scorer points | | Bullies | | | Penalties | |
|------------------|----------------------------------|------|--------|-------|---------|-----------|----------------|--------|---------|------|---------------|----------|---------|-----|--------|-------------|------|
| | Player | Team | played | Total | on Goal | % on Goal | Efficiency (%) | scored | Assists | in % | Total | pt./game | Total | won | in % | Total (min) | in % |
| 1. | Ankudinova Anna (95) | LVA | 3 | 43 | 27 | 62.79 | 44.44 | 12 | 5 | 8.89 | 17 | 5.67 | 23 | 16 | 69.57 | 0 | 0.00 |
| 2. | Grapena Simona (11) | LVA | 3 | 31 | 17 | 54.84 | 41.18 | 7 | 7 | 5.19 | 14 | 4.67 | 0 | 0 | 0.00 | 0 | 0.00 |
| 3. | Gaugere Laura (55) | LVA | 3 | 34 | 18 | 52.94 | 38.89 | 7 | 7 | 5.19 | 14 | 4.67 | 28 | 23 | 82.14 | 0 | 0.00 |
| 4. | Rozite Julija (25) | LVA | 3 | 30 | 15 | 50.00 | 40.00 | 6 | 8 | 4.44 | 14 | 4.67 | 2 | 2 | 100.00 | 0 | 0.00 |
| 5. | Martinjekaba Klinta (15) | LVA | 3 | 28 | 13 | 46.43 | 30.77 | 4 | 3 | 2.96 | 7 | 2.33 | 0 | 0 | 0.00 | 2 | 2.78 |
| 6. | Kalve Leticija (91) | LVA | 3 | 17 | 7 | 41.18 | 57.14 | 4 | 2 | 2.96 | 6 | 2.00 | 0 | 0 | 0.00 | 0 | 0.00 |
| 7. | Leite Liene (77) | LVA | 3 | 32 | 10 | 31.25 | 20.00 | 2 | 4 | 1.48 | 6 | 2.00 | 0 | 0 | 0.00 | 0 | 0.00 |
| 8. | Kurockina Viktorija (19) | LVA | 3 | 10 | 6 | 60.00 | 50.00 | 3 | 1 | 2.22 | 4 | 1.33 | 1 | 1 | 100.00 | 0 | 0.00 |
| 9. | Gams Jana (3) | AUT | 3 | 16 | 8 | 50.00 | 37.50 | 3 | 1 | 2.22 | 4 | 1.33 | 0 | 0 | 0.00 | 0 | 0.00 |
| 10. | Johansson Selma (57) | USA | 3 | 22 | 8 | 36.36 | 37.50 | 3 | 1 | 2.22 | 4 | 1.33 | 1 | 0 | 0.00 | 0 | 0.00 |
| 11. | Pavlovska Elizabete (23) | LVA | 3 | 26 | 5 | 19.23 | 40.00 | 2 | 2 | 1.48 | 4 | 1.33 | 0 | 0 | 0.00 | 2 | 2.78 |
| 12. | Meldere Kate (13) | LVA | 3 | 15 | 7 | 46.67 | 28.57 | 2 | 2 | 1.48 | 4 | 1.33 | 2 | 1 | 50.00 | 2 | 2.78 |
| 13. | Simkuna Nensija (16) | LVA | 3 | 10 | 5 | 50.00 | 40.00 | 2 | 1 | 1.48 | 3 | 1.00 | 0 | 0 | 0.00 | 2 | 2.78 |
| 14. | Palme Gabrielle (3) | AUS | 3 | 34 | 12 | 35.29 | 16.67 | 2 | 1 | 1.48 | 3 | 1.00 | 7 | 3 | 42.86 | 2 | 2.78 |
| 15. | Abell Teyjah (7) | AUS | 3 | 13 | 3 | 23.08 | 33.33 | 1 | 2 | 0.74 | 3 | 1.00 | 1 | 0 | 0.00 | 0 | 0.00 |
| 16. | Gerecke Saskia (71) | USA | 3 | 11 | 3 | 27.27 | 33.33 | 1 | 2 | 0.74 | 3 | 1.00 | 19 | 16 | 84.21 | 0 | 0.00 |
| 17. | Kambersky Karolina (9) | AUS | 3 | 7 | 4 | 57.14 | 0.00 | 0 | 3 | 0.00 | 3 | 1.00 | 13 | 2 | 15.38 | 0 | 0.00 |
| 18. | Ziedone Zane (20) | LVA | 3 | 14 | 5 | 35.71 | 40.00 | 2 | 0 | 1.48 | 2 | 0.67 | 1 | 0 | 0.00 | 0 | 0.00 |
| 19. | Kuzel Rebecca (2) | AUT | 3 | 28 | 11 | 39.29 | 18.18 | 2 | 0 | 1.48 | 2 | 0.67 | 6 | 0 | 0.00 | 2 | 2.78 |
| 20. | Kasper Milena (10) | AUT | 3 | 25 | 12 | 48.00 | 16.67 | 2 | 0 | 1.48 | 2 | 0.67 | 1 | 0 | 0.00 | 0 | 0.00 |
| 21. | Creagh Isabella (45) | AUS | 3 | 28 | 13 | 46.43 | 15.38 | 2 | 0 | 1.48 | 2 | 0.67 | 0 | 0 | 0.00 | 0 | 0.00 |
| 22. | Hinum Alina (16) | AUT | 3 | 8 | 3 | 37.50 | 33.33 | 1 | 1 | 0.74 | 2 | 0.67 | 10 | 3 | 30.00 | 0 | 0.00 |
| 23. | Krumina Kristiana Elizabete (59) | LVA | 3 | 11 | 3 | 27.27 | 33.33 | 1 | 1 | 0.74 | 2 | 0.67 | 1 | 1 | 100.00 | 0 | 0.00 |
| 24. | Wyk Maria (15) | AUT | 3 | 15 | 4 | 26.67 | 25.00 | 1 | 1 | 0.74 | 2 | 0.67 | 12 | 9 | 75.00 | 2 | 2.78 |
| 25. | Kazaine Alise (17) | LVA | 3 | 9 | 5 | 55.56 | 20.00 | 1 | 1 | 0.74 | 2 | 0.67 | 5 | 3 | 60.00 | 0 | 0.00 |
| 26. | Jelicic Ana Maria (18) | AUT | 3 | 2 | 1 | 50.00 | 0.00 | 0 | 2 | 0.00 | 2 | 0.67 | 0 | 0 | 0.00 | 2 | 2.78 |
| 27. | Ozolina Edite (5) | LVA | 3 | 14 | 5 | 35.71 | 0.00 | 0 | 2 | 0.00 | 2 | 0.67 | 0 | 0 | 0.00 | 0 | 0.00 |
| 28. | Björk Moa (20) | USA | 3 | 4 | 0 | 0.00 | 0.00 | 0 | 2 | 0.00 | 2 | 0.67 | 0 | 0 | 0.00 | 0 | 0.00 |
| 29. | Paulitsch Katharina (5) | AUT | 3 | 4 | 3 | 75.00 | 33.33 | 1 | 0 | 0.74 | 1 | 0.33 | 0 | 0 | 0.00 | 0 | 0.00 |
| 30. | Walsh Robin (26) | AUS | 3 | 11 | 4 | 36.36 | 25.00 | 1 | 0 | 0.74 | 1 | 0.33 | 0 | 0 | 0.00 | 0 | 0.00 |
| 31. | Tinkuse Danute (27) | LVA | 3 | 20 | 4 | 20.00 | 25.00 | 1 | 0 | 0.74 | 1 | 0.33 | 8 | 5 | 62.50 | 0 | 0.00 |

Group Statistics Group C

| Player Statistic | | | Games | Shots | | | | Goals | | | Scorer points | | Bullies | | | Penalties | |
|------------------|--------------------------|------|--------|-------|---------|-----------|----------------|--------|---------|------|---------------|----------|---------|-----|--------|-------------|------|
| | Player | Team | played | Total | on Goal | % on Goal | Efficiency (%) | scored | Assists | in % | Total | pt./game | Total | won | in % | Total (min) | in % |
| 32. | Leuma Sophia (19) | USA | 3 | 12 | 4 | 33.33 | 25.00 | 1 | 0 | 0.74 | 1 | 0.33 | 3 | 0 | 0.00 | 0 | 0.00 |
| 33. | Trenker Sarah (9) | AUT | 3 | 8 | 5 | 62.50 | 20.00 | 1 | 0 | 0.74 | 1 | 0.33 | 6 | 2 | 33.33 | 0 | 0.00 |
| 34. | Castriotta Elena (4) | AUT | 3 | 17 | 6 | 35.29 | 16.67 | 1 | 0 | 0.74 | 1 | 0.33 | 0 | 0 | 0.00 | 0 | 0.00 |
| 35. | Matinlassi Sani (8) | USA | 3 | 9 | 6 | 66.67 | 16.67 | 1 | 0 | 0.74 | 1 | 0.33 | 7 | 3 | 42.86 | 4 | 5.56 |
| 36. | Lean Annie (12) | AUS | 3 | 22 | 7 | 31.82 | 14.29 | 1 | 0 | 0.74 | 1 | 0.33 | 0 | 0 | 0.00 | 0 | 0.00 |
| 37. | Espinal Dinah (10) | USA | 3 | 21 | 7 | 33.33 | 14.29 | 1 | 0 | 0.74 | 1 | 0.33 | 0 | 0 | 0.00 | 4 | 5.56 |
| 38. | Luttrell Abbey (6) | AUS | 3 | 22 | 9 | 40.91 | 11.11 | 1 | 0 | 0.74 | 1 | 0.33 | 20 | 3 | 15.00 | 0 | 0.00 |
| 39. | Steiner Michelle (8) | AUT | 3 | 14 | 5 | 35.71 | 0.00 | 0 | 1 | 0.00 | 1 | 0.33 | 14 | 2 | 14.29 | 0 | 0.00 |
| 40. | Ferdik Lisa (14) | AUT | 3 | 3 | 0 | 0.00 | 0.00 | 0 | 1 | 0.00 | 1 | 0.33 | 0 | 0 | 0.00 | 0 | 0.00 |
| 41. | Kupla Kristiana (7) | LVA | 3 | 1 | 1 | 100.00 | 0.00 | 0 | 1 | 0.00 | 1 | 0.33 | 0 | 0 | 0.00 | 0 | 0.00 |
| 42. | Schreiner Tabea Joy (17) | USA | 3 | 2 | 0 | 0.00 | 0.00 | 0 | 1 | 0.00 | 1 | 0.33 | 4 | 2 | 50.00 | 2 | 2.78 |
| 43. | Noney Emily (11) | AUS | 3 | 2 | 1 | 50.00 | 0.00 | 0 | 0 | 0.00 | 0 | 0.00 | 0 | 0 | 0.00 | 0 | 0.00 |
| 44. | Berry Maddison (13) | AUS | 3 | 1 | 1 | 100.00 | 0.00 | 0 | 0 | 0.00 | 0 | 0.00 | 0 | 0 | 0.00 | 0 | 0.00 |
| 45. | Schulz Nele (19) | AUS | 3 | 0 | 0 | 0.00 | 0.00 | 0 | 0 | 0.00 | 0 | 0.00 | 0 | 0 | 0.00 | 0 | 0.00 |
| 46. | Bennett Astrid (21) | AUS | 3 | 21 | 5 | 23.81 | 0.00 | 0 | 0 | 0.00 | 0 | 0.00 | 1 | 0 | 0.00 | 2 | 2.78 |
| 47. | Humble Hannah-Rose (35) | AUS | 3 | 6 | 4 | 66.67 | 0.00 | 0 | 0 | 0.00 | 0 | 0.00 | 1 | 0 | 0.00 | 0 | 0.00 |
| 48. | Eaton Louella (48) | AUS | 1 | 0 | 0 | 0.00 | 0.00 | 0 | 0 | 0.00 | 0 | 0.00 | 0 | 0 | 0.00 | 0 | 0.00 |
| 49. | Lugtenburg Megan (71) | AUS | 3 | 2 | 1 | 50.00 | 0.00 | 0 | 0 | 0.00 | 0 | 0.00 | 0 | 0 | 0.00 | 0 | 0.00 |
| 50. | Dickson Molly (89) | AUS | 3 | 13 | 2 | 15.38 | 0.00 | 0 | 0 | 0.00 | 0 | 0.00 | 1 | 0 | 0.00 | 0 | 0.00 |
| 51. | Patsch Dana (6) | AUT | 3 | 3 | 1 | 33.33 | 0.00 | 0 | 0 | 0.00 | 0 | 0.00 | 0 | 0 | 0.00 | 0 | 0.00 |
| 52. | Pichler Lisa (6) | AUT | 2 | 7 | 5 | 71.43 | 0.00 | 0 | 0 | 0.00 | 0 | 0.00 | 0 | 0 | 0.00 | 0 | 0.00 |
| 53. | Jenewein Sarah (7) | AUT | 3 | 0 | 0 | 0.00 | 0.00 | 0 | 0 | 0.00 | 0 | 0.00 | 0 | 0 | 0.00 | 0 | 0.00 |
| 54. | Rachlinger Lena (11) | AUT | 3 | 0 | 0 | 0.00 | 0.00 | 0 | 0 | 0.00 | 0 | 0.00 | 0 | 0 | 0.00 | 2 | 2.78 |
| 55. | Mayrhofer Elke (12) | AUT | 1 | 1 | 0 | 0.00 | 0.00 | 0 | 0 | 0.00 | 0 | 0.00 | 0 | 0 | 0.00 | 0 | 0.00 |
| 56. | Patsch Dana (13) | AUT | 3 | 3 | 1 | 33.33 | 0.00 | 0 | 0 | 0.00 | 0 | 0.00 | 0 | 0 | 0.00 | 0 | 0.00 |
| 57. | Ableitinger Laura (20) | AUT | 3 | 7 | 4 | 57.14 | 0.00 | 0 | 0 | 0.00 | 0 | 0.00 | 0 | 0 | 0.00 | 0 | 0.00 |
| 58. | Steinbichler Anna (21) | AUT | 3 | 4 | 2 | 50.00 | 0.00 | 0 | 0 | 0.00 | 0 | 0.00 | 0 | 0 | 0.00 | 2 | 2.78 |
| 59. | Taurina Elina (21) | LVA | 3 | 6 | 1 | 16.67 | 0.00 | 0 | 0 | 0.00 | 0 | 0.00 | 0 | 0 | 0.00 | 0 | 0.00 |
| 60. | Schwindt Gabrielle (2) | USA | 3 | 0 | 0 | 0.00 | 0.00 | 0 | 0 | 0.00 | 0 | 0.00 | 0 | 0 | 0.00 | 0 | 0.00 |
| 61. | Helber Alva (3) | USA | 3 | 20 | 4 | 20.00 | 0.00 | 0 | 0 | 0.00 | 0 | 0.00 | 1 | 1 | 100.00 | 2 | 2.78 |
| 62. | La Framboise Amy (4) | USA | 3 | 1 | 0 | 0.00 | 0.00 | 0 | 0 | 0.00 | 0 | 0.00 | 2 | 1 | 50.00 | 0 | 0.00 |

Group Statistics Group C

| Player Statistic | | | Games | Shots | | | | Goals | | | Scorer points | | Bullies | | | Penalties | |
|------------------|-----------------------------|------|--------|------------|------------|--------------|----------------|-----------|---------|------|---------------|------------|---------|-----|-----------|-------------|------|
| | Player | Team | played | Total | on Goal | % on Goal | Efficiency (%) | scored | Assists | in % | Total | pt./game | Total | won | in % | Total (min) | in % |
| 63. | Irwin Braedyn (15) | USA | 3 | 7 | 2 | 28.57 | 0.00 | 0 | 0 | 0.00 | 0 | 0.00 | 2 | 2 | 100.00 | 0 | 0.00 |
| 64. | Edlebrock Peyton (18) | USA | 3 | 0 | 0 | 0.00 | 0.00 | 0 | 0 | 0.00 | 0 | 0.00 | 0 | 0 | 0.00 | 0 | 0.00 |
| 65. | Rudelius Filippa-Maria (22) | USA | 3 | 10 | 3 | 30.00 | 0.00 | 0 | 0 | 0.00 | 0 | 0.00 | 7 | 4 | 57.14 | 0 | 0.00 |
| 66. | Walker Faith (27) | USA | 3 | 0 | 0 | 0.00 | 0.00 | 0 | 0 | 0.00 | 0 | 0.00 | 0 | 0 | 0.00 | 0 | 0.00 |
| 67. | Wahlgren Emmie (28) | USA | 3 | 3 | 0 | 0.00 | 0.00 | 0 | 0 | 0.00 | 0 | 0.00 | 0 | 0 | 0.00 | 2 | 2.78 |
| 68. | Niskanen Vera (30) | USA | 3 | 12 | 2 | 16.67 | 0.00 | 0 | 0 | 0.00 | 0 | 0.00 | 0 | 0 | 0.00 | 2 | 2.78 |
| 69. | Angerstig Ester (88) | USA | 3 | 2 | 0 | 0.00 | 0.00 | 0 | 0 | 0.00 | 0 | 0.00 | 0 | 0 | 0.00 | 0 | 0.00 |
| 70. | Spence Bethany (97) | USA | 2 | 1 | 0 | 0.00 | 0.00 | 0 | 0 | 0.00 | 0 | 0.00 | 0 | 0 | 0.00 | 0 | 0.00 |
| | | | | 835 | 330 | 39.52 | 25.15 | 83 | | | | 210 | | | 38 | | |

Sorted by:

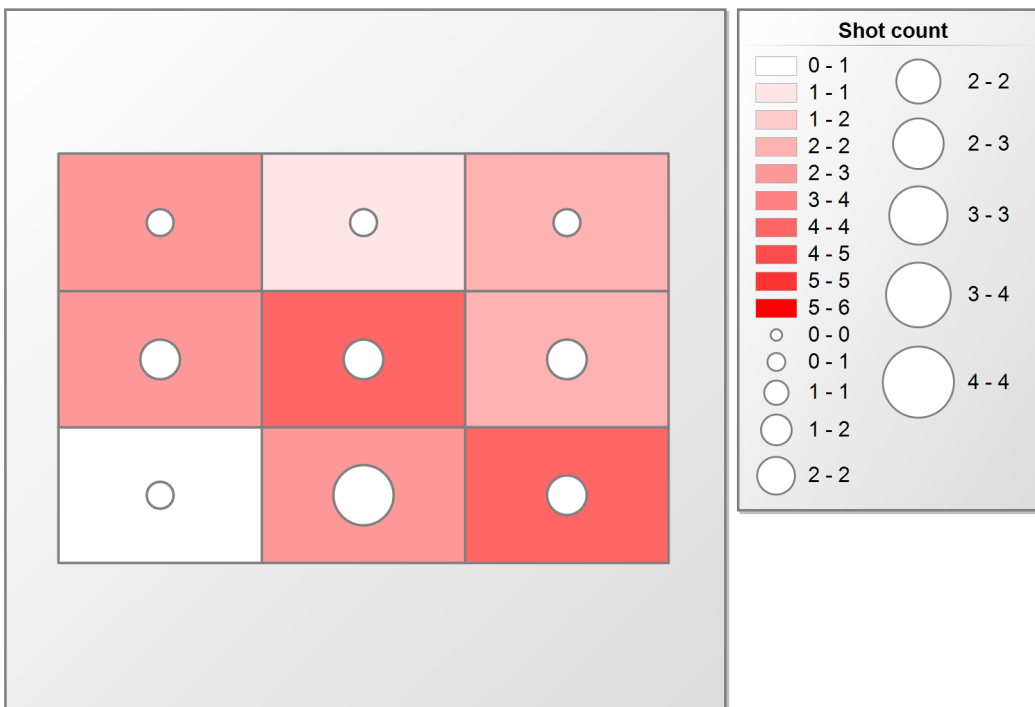
- 1st scorer points
- 2nd scorer points per game
- 3rd goals scored
- 4th efficiency

| | | | Defense | | | | | Goal received | | | | | | | | | | |
|------------------------|----------|----------|-----------|-----------|------------|----------|------------|-----------------|--------------|------------|-----------|-----------|-------------|-------------|-----------|------------|------------|--------------|
| | | Total | Body | Foot/Leg | Hand/Arm | Helmet | Total | behind the goal | between legs | distracted | missed | movement | play around | transferred | Total | Total | Saves | Saves in % |
| 48 Louella Eaton | 1 | 1 | 2 | 4 | 7 | 1 | 14 | 0 | 0 | 0 | 5 | 2 | 0 | 0 | 7 | 22 | 15 | 68.18 |
| 26 Viktoria Weitgasser | | | 4 | 7 | 14 | 0 | 25 | 0 | 1 | 0 | 5 | 1 | 0 | 0 | 7 | 32 | 25 | 78.13 |
| 69 Elina Jeige | | | 2 | 0 | 7 | 0 | 9 | 0 | 1 | 0 | 3 | 0 | 0 | 0 | 4 | 13 | 9 | 69.23 |
| 29 Barbara Rabcevska | | | 1 | 3 | 8 | 0 | 12 | 0 | 0 | 0 | 1 | 0 | 0 | 0 | 1 | 13 | 12 | 92.31 |
| 1 Anna Van Hercke | | | 16 | 18 | 46 | 5 | 85 | 0 | 1 | 0 | 14 | 5 | 1 | 4 | 25 | 110 | 85 | 77.27 |
| 33 Cara Horn | 1 | 1 | 10 | 13 | 19 | 0 | 42 | 0 | 1 | 0 | 12 | 4 | 0 | 0 | 17 | 60 | 43 | 71.67 |
| 1 Tanja Keczöl | | | 8 | 10 | 11 | 3 | 32 | 0 | 0 | 2 | 10 | 5 | 0 | 3 | 20 | 52 | 32 | 61.54 |
| 13 Cassie Troy | | | 0 | 0 | 0 | 0 | 0 | 0 | 0 | 0 | 0 | 0 | 0 | 0 | 0 | 0 | 0 | 0.00 |
| Total | 2 | 2 | 43 | 55 | 112 | 9 | 219 | 0 | 4 | 2 | 50 | 17 | 1 | 7 | 81 | 302 | 221 | 73.18 |




| | | | Defense | | | | | Goal received | | | | | |
|------------------|----------|----------|----------|----------|----------|----------|-----------|---------------|----------|----------|-----------|-----------|--------------|
| | | Total | Body | Foot/Leg | Hand/Arm | Helmet | Total | missed | movement | Total | Total | Saves | Saves in % |
| 48 Louella Eaton | 1 | 1 | 2 | 4 | 7 | 1 | 14 | 5 | 2 | 7 | 22 | 15 | 68.18 |
| Total | 1 | 1 | 2 | 4 | 7 | 1 | 14 | 5 | 2 | 7 | 22 | 15 | 68.18 |

Shots and Saves

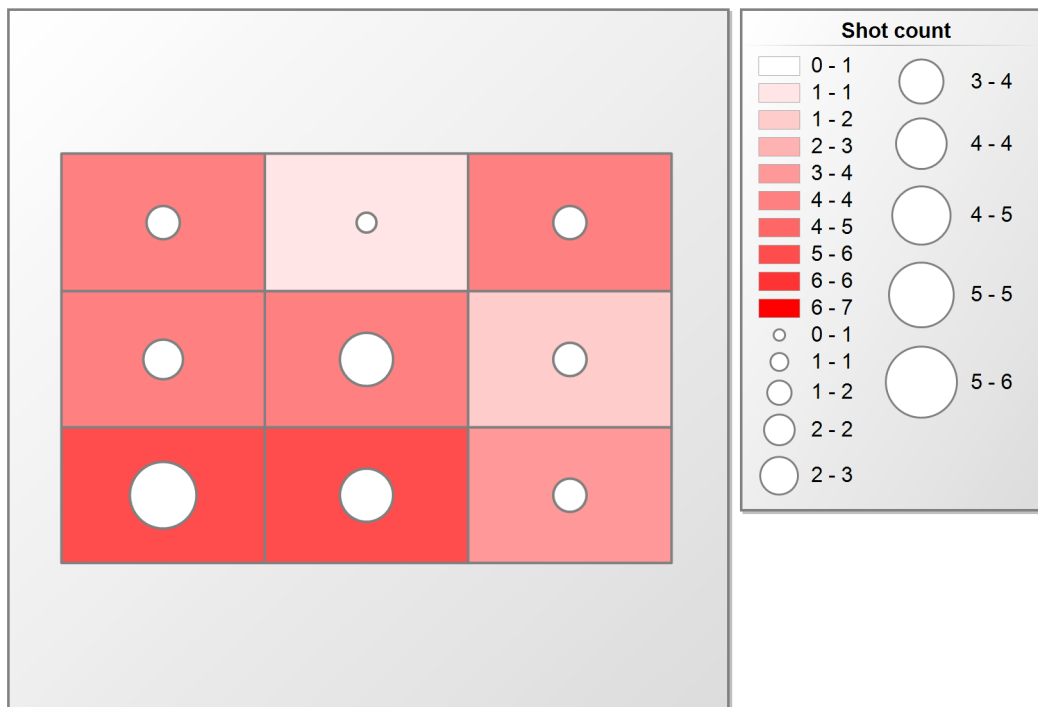


received Goals and shots

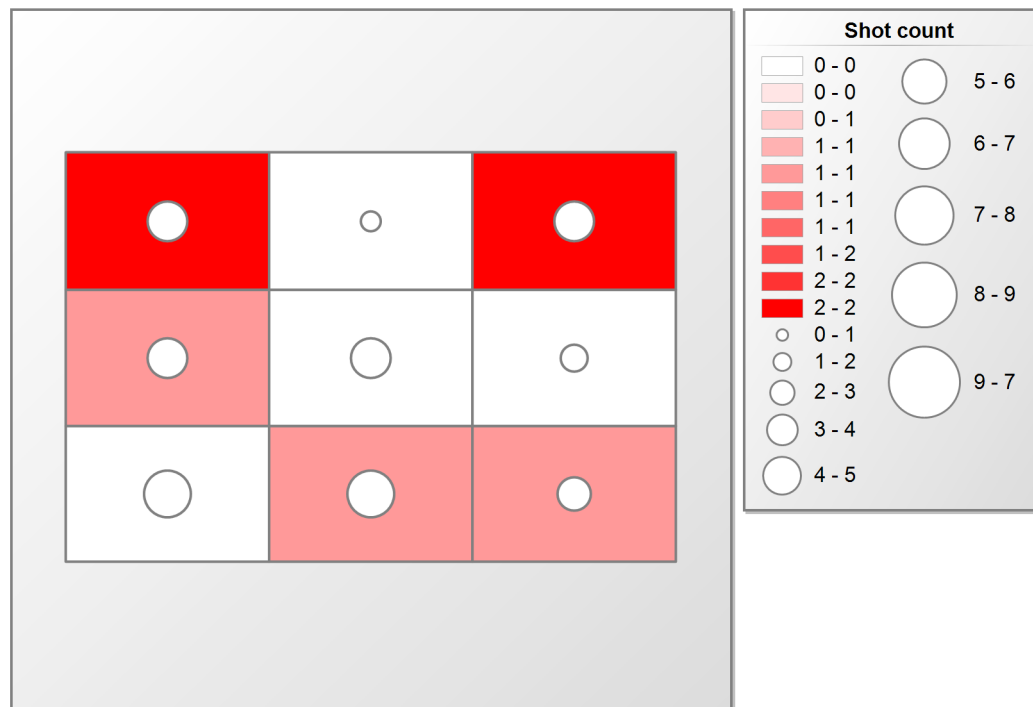


| | Defense | | | | Goal received | | | | Total | Saves | Saves in % |
|------------------------|----------|----------|-----------|-----------|---------------|----------|----------|----------|-----------|-----------|--------------|
| | Body | Foot/Leg | Hand/Arm | Total | between legs | missed | movement | Total | | | |
| 26 Viktoria Weitgasser | 4 | 7 | 14 | 25 | 1 | 5 | 1 | 7 | 32 | 25 | 78.13 |
| Total | 4 | 7 | 14 | 25 | 1 | 5 | 1 | 7 | 32 | 25 | 78.13 |

Shots and Saves

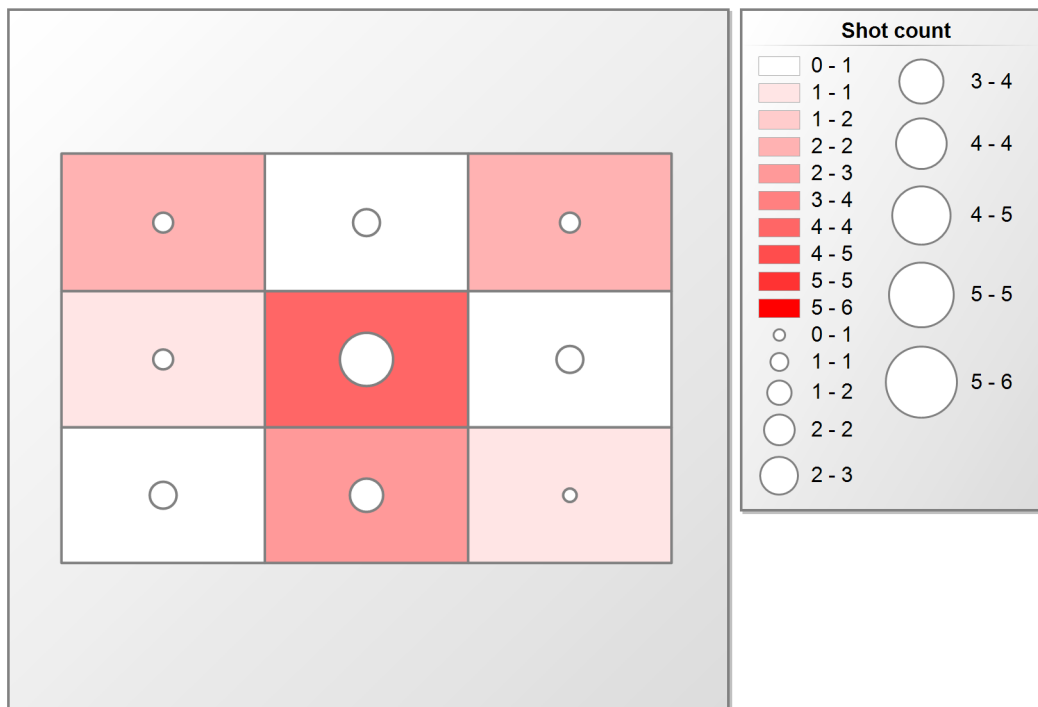


received Goals and shots




| | Defense | | | Goal received | | | Total | Saves | Saves in % |
|----------------|----------|----------|----------|---------------|----------|----------|-----------|----------|--------------|
| | Body | Hand/Arm | Total | between legs | missed | Total | | | |
| 69 Elina Jeige | 2 | 7 | 9 | 1 | 3 | 4 | 13 | 9 | 69.23 |
| Total | 2 | 7 | 9 | 1 | 3 | 4 | 13 | 9 | 69.23 |

Shots and Saves

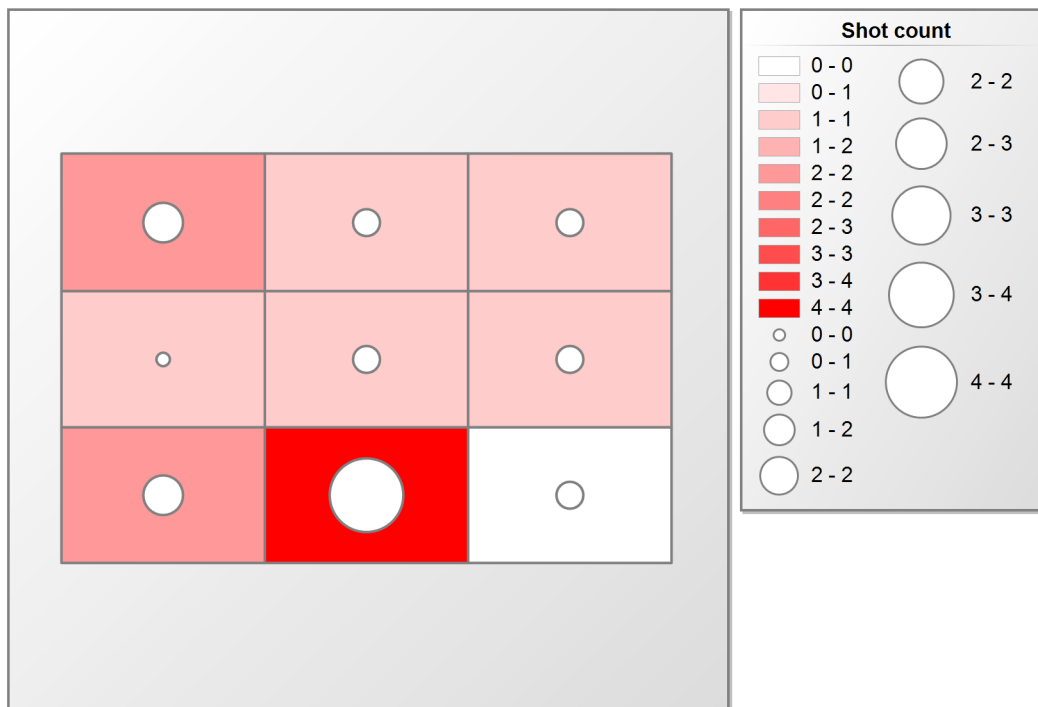


received Goals and shots

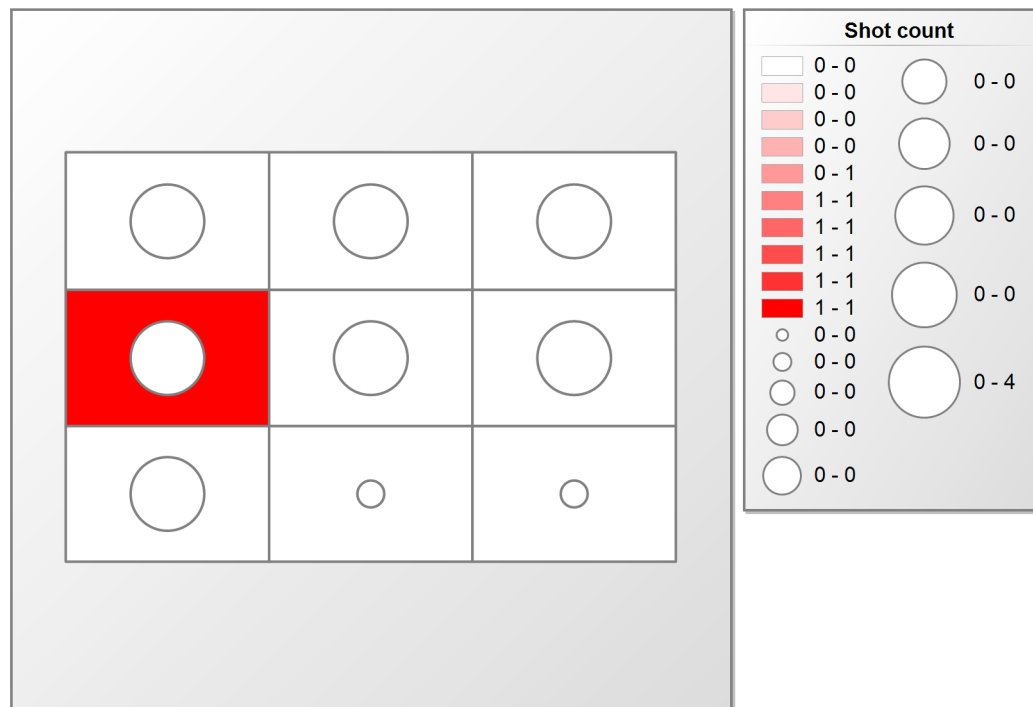


| | Defense | | | | Goal received | | Total | Saves | Saves in % |
|----------------------|----------|----------|----------|-----------|---------------|----------|-----------|-----------|--------------|
| | Body | Foot/Leg | Hand/Arm | Total | missed | Total | | | |
| 29 Barbara Rabcevska | 1 | 3 | 8 | 12 | 1 | 1 | 13 | 12 | 92.31 |
| Total | 1 | 3 | 8 | 12 | 1 | 1 | 13 | 12 | 92.31 |

Shots and Saves



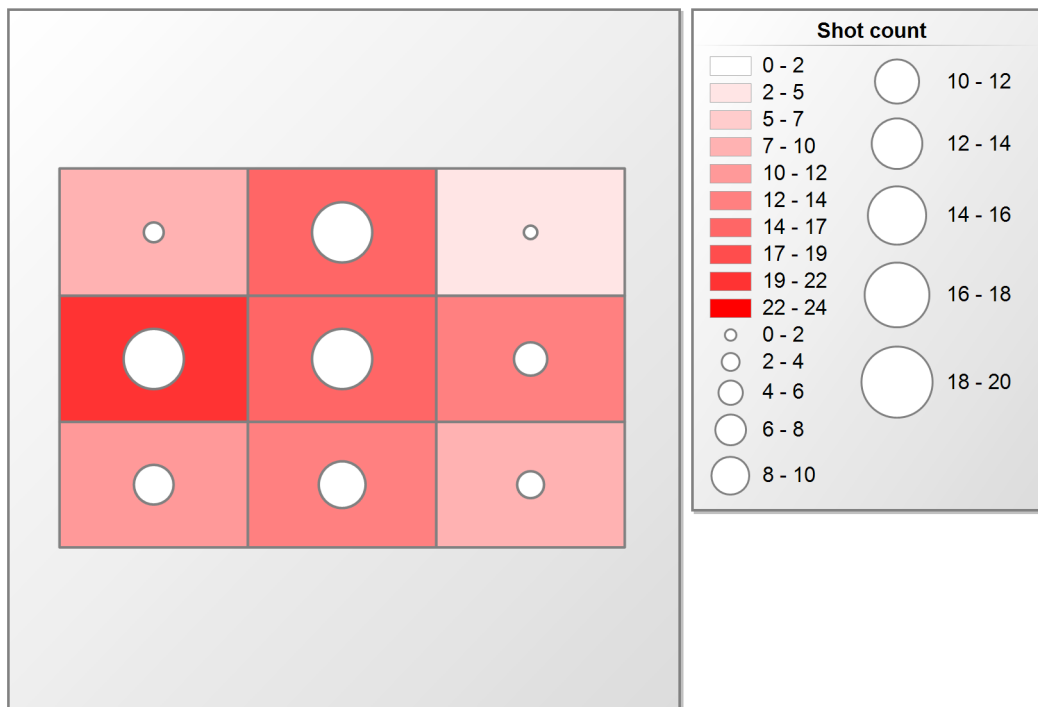
received Goals and shots



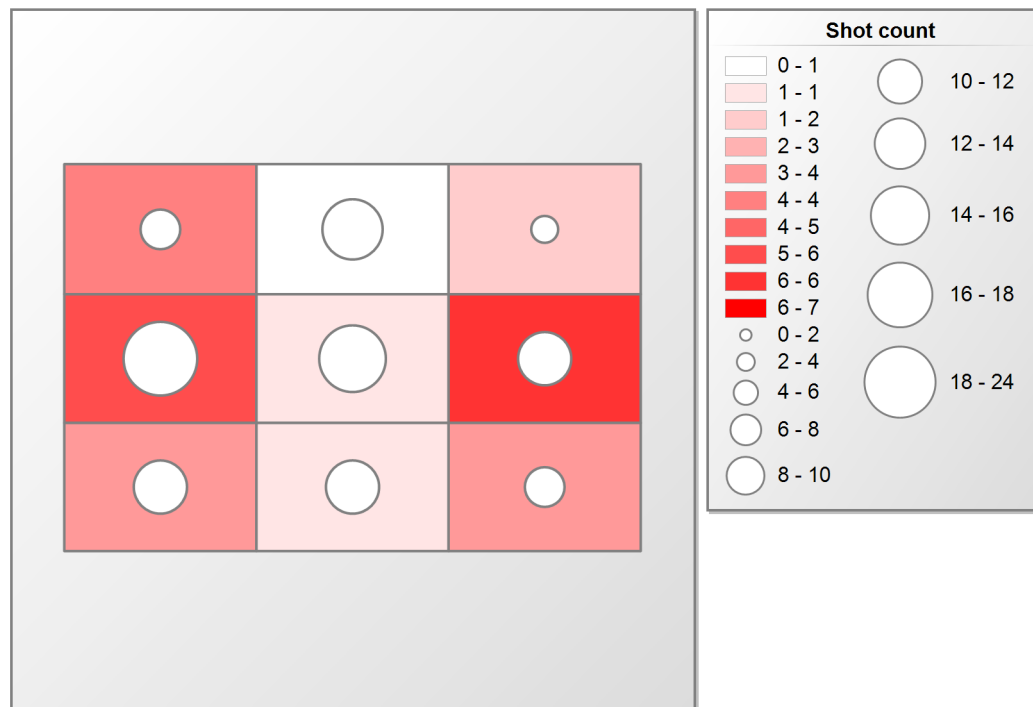


| | Defense | | | | | Goal received | | | | | Total | Saves | Saves in % | |
|-------------------|-----------|-----------|-----------|----------|-----------|---------------|-----------|----------|-------------|-------------|-----------|------------|------------|--------------|
| | Body | Foot/Leg | Hand/Arm | Helmet | Total | between legs | missed | movement | play around | transferred | | | | Total |
| 1 Anna Van Hercke | 16 | 18 | 46 | 5 | 85 | 1 | 14 | 5 | 1 | 4 | 25 | 110 | 85 | 77.27 |
| Total | 16 | 18 | 46 | 5 | 85 | 1 | 14 | 5 | 1 | 4 | 25 | 110 | 85 | 77.27 |

Shots and Saves




received Goals and shots



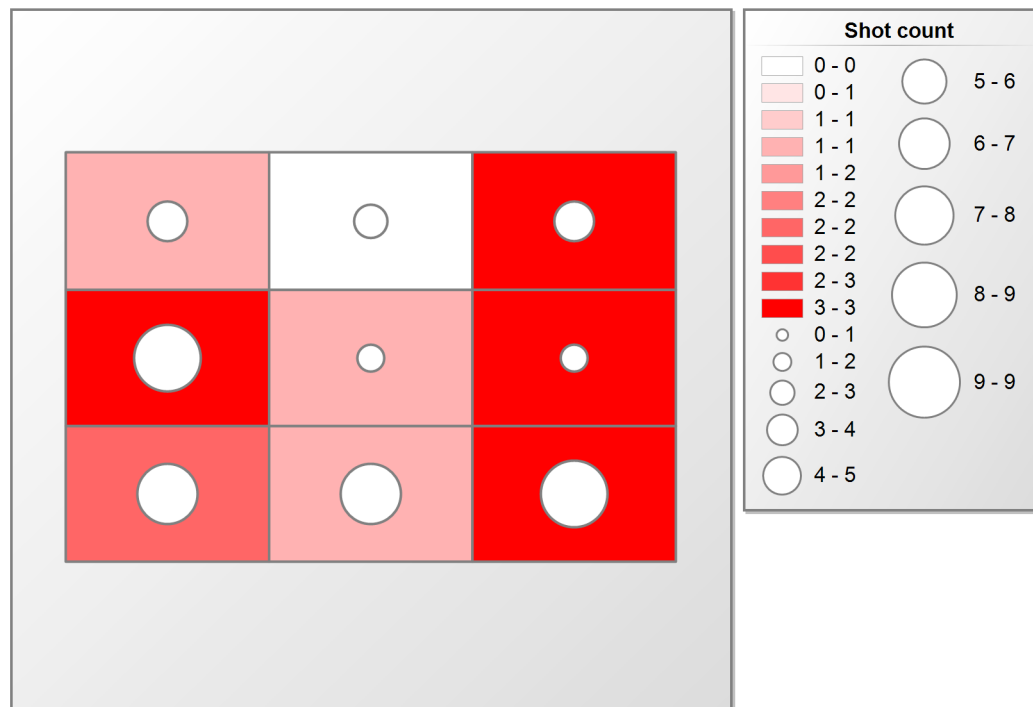


| | | | Defense | | | | Goal received | | | | Total | Saves | Saves in % |
|--------------|----------|----------|-----------|-----------|-----------|-----------|---------------|-----------|----------|-----------|-----------|-----------|--------------|
| | | Total | Body | Foot/Leg | Hand/Arm | Total | between legs | missed | movement | Total | | | |
| 33 Cara Horn | 1 | 1 | 10 | 13 | 19 | 42 | 1 | 12 | 4 | 17 | 60 | 43 | 71.67 |
| Total | 1 | 1 | 10 | 13 | 19 | 42 | 1 | 12 | 4 | 17 | 60 | 43 | 71.67 |

Shots and Saves

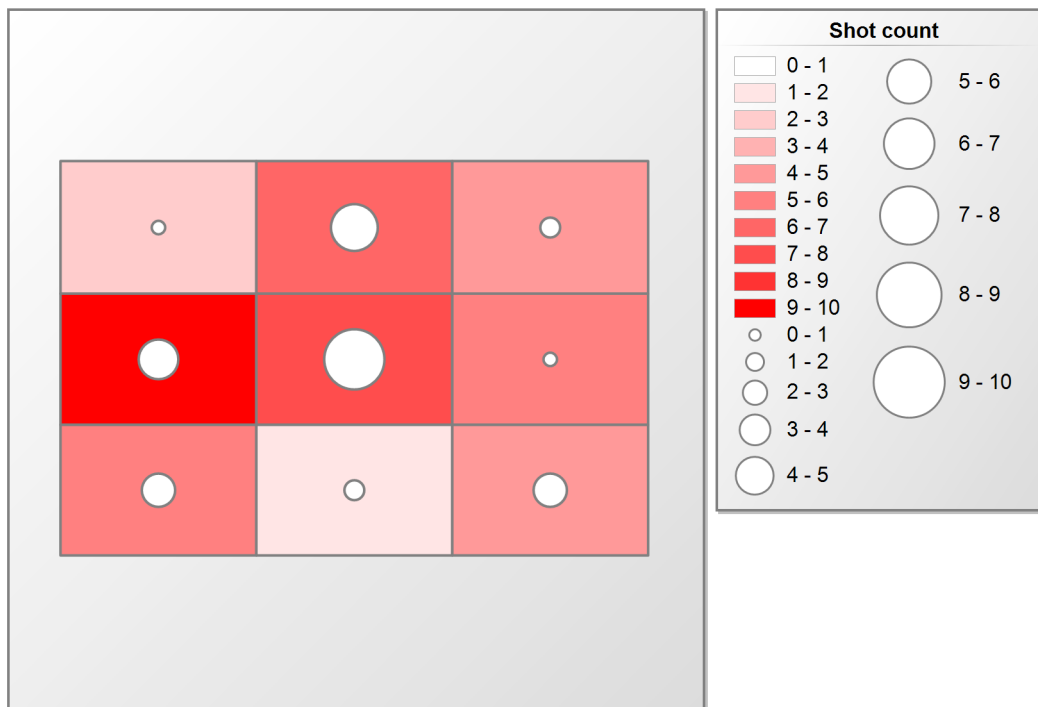


received Goals and shots



| | Defense | | | | | Goal received | | | | | Total | Saves | Saves in % |
|----------------|----------|-----------|-----------|----------|-----------|---------------|-----------|----------|-------------|-----------|-----------|-----------|--------------|
| | Body | Foot/Leg | Hand/Arm | Helmet | Total | distracted | missed | movement | transferred | Total | | | |
| 1 Tanja Keczől | 8 | 10 | 11 | 3 | 32 | 2 | 10 | 5 | 3 | 20 | 52 | 32 | 61.54 |
| Total | 8 | 10 | 11 | 3 | 32 | 2 | 10 | 5 | 3 | 20 | 52 | 32 | 61.54 |

Shots and Saves



received Goals and shots

