

# Daily Statistics

## B-Division

May 3, 2018



# Group Statistics

## Group D



ST.GALLEN & HERISAU 2018



## Games

02.05.2018 Game	Spectators	in %	Result	Duration
16:00 Canada U19 - Russia U19	113	10.04	2 : 10	01:50:00
19:00 Hungary U19 - New Zealand U19	108	9.59	5 : 1	01:40:00

**Day total**    **111**    **19.63**

03.05.2018 Game	Spectators	in %	Result	Duration
16:00 Canada U19 - Hungary U19	99	8.79	3 : 5	01:44:00
19:00 Russia U19 - New Zealand U19	92	8.17	12 : 3	01:44:00

**Day total**    **96**    **16.96**

04.05.2018 Game	Spectators	in %	Result	Duration
16:00 New Zealand U19 - Canada U19	0	0.00	0 : 0	
19:00 Russia U19 - Hungary U19	0	0.00	0 : 0	

**Day total**    **0**    **0.00**

**69**

Team Statistic	Games played	Shots				Goals		Bullies			Penalties		
		Total	on Goal	% on Goal	Efficiency (%)	scored	in %	Total	won	in %	Total (min)	in %	Total (min eff.)
Canada U19	2	129	52	40.31	9.62	5	5.15	27	19	70.37	6	13.04	00:06:00
Hungary U19	2	138	62	44.93	16.13	10	10.31	20	7	35.00	2	4.35	00:02:00
New Zealand U19	2	71	30	42.25	13.33	4	4.12	27	18	66.67	0	0.00	00:00:00
Russia U19	2	169	70	41.42	31.43	22	22.68	35	12	34.29	8	17.39	00:06:46
		<b>507</b>	<b>214</b>	<b>42.21</b>	<b>19.16</b>	<b>41</b>		<b>109</b>			<b>16</b>		



# Group Statistics Group D

## Canada U19



	Goals achieved	Goals get	penalty minutes
Team overview	5	15	6

Player	Games	Plus/Minus					Shots				Goals			Bullies			Penalties	
	played	+	-	balance	+ in %	- in %	Total	on Goal	% on Goal	Efficiency (%)	scored	Assists	in %	Total	won	in %	Total (min)	in %
19 Fung Kaitlyn	2	3	6	-3	60.00	40.00	5	1	20.00	0.00	0	2	0.00	3	3	100.00	0	0.00
92 Wood Samantha	2	2	5	-3	40.00	33.33	5	2	40.00	50.00	1	0	20.00	0	0	0.00	0	0.00
93 McDonald Nicole	2	3	7	-4	60.00	46.67	7	2	28.57	50.00	1	0	20.00	0	0	0.00	0	0.00
88 Simard Sophie	2	2	6	-4	40.00	40.00	11	3	27.27	33.33	1	0	20.00	0	0	0.00	2	33.33
12 Watkins-Southward Scout	2	1	5	-4	20.00	33.33	23	9	39.13	11.11	1	0	20.00	1	1	100.00	0	0.00
11 Lange Emily	2	2	4	-2	40.00	26.67	20	11	55.00	9.09	1	0	20.00	7	6	85.71	0	0.00
2 Stretch Aislyn	2	1	5	-4	20.00	33.33	12	6	50.00	0.00	0	0	0.00	13	7	53.85	0	0.00
4 Baxter Jasmine	2	0	1	-1	0.00	6.67	0	0	0.00	0.00	0	0	0.00	0	0	0.00	0	0.00
9 Crosthwaite Nicole	2	0	2	-2	0.00	13.33	2	0	0.00	0.00	0	0	0.00	0	0	0.00	0	0.00
13 Greaves Olivia	2	0	1	-1	0.00	6.67	2	1	50.00	0.00	0	0	0.00	0	0	0.00	0	0.00
15 Quigley Meg	2	3	7	-4	60.00	46.67	8	2	25.00	0.00	0	0	0.00	2	2	100.00	0	0.00
21 Craft Ciara	2	0	1	-1	0.00	6.67	0	0	0.00	0.00	0	0	0.00	0	0	0.00	0	0.00
27 Owen Marlie	2	0	3	-3	0.00	20.00	2	1	50.00	0.00	0	0	0.00	0	0	0.00	0	0.00
44 Klepp Julia	2	2	5	-3	40.00	33.33	7	4	57.14	0.00	0	0	0.00	0	0	0.00	2	33.33
55 Ward Sydney	2	0	4	-4	0.00	26.67	4	1	25.00	0.00	0	0	0.00	1	0	0.00	0	0.00
63 Bennett Maya	2	0	4	-4	0.00	26.67	5	3	60.00	0.00	0	0	0.00	0	0	0.00	0	0.00
90 Breen Megan	2	1	5	-4	20.00	33.33	9	2	22.22	0.00	0	0	0.00	0	0	0.00	2	33.33
97 Jefferies Meghan	2	1	4	-3	20.00	26.67	7	4	57.14	0.00	0	0	0.00	0	0	0.00	0	0.00
							<b>129</b>	<b>52</b>	<b>40.31</b>	<b>9.62</b>				<b>27</b>	<b>19</b>	<b>70.37</b>	<b>6</b>	



## Canada U19

bar	0	0.00 %
missed	1	16.67 %
blocked	2	33.33 %
on goal	3	50.00 %
<b>Shots</b>	<b>6</b>	<b>4.65 %</b>
<b>Scores</b>	<b>0</b>	<b>0.00 %</b>

bar	0	0.00 %
blocked	1	3.85 %
missed	10	38.46 %
on goal	15	57.69 %
<b>Shots</b>	<b>26</b>	<b>20.16 %</b>
<b>Scores</b>	<b>2</b>	<b>40.00 %</b>

bar	0	0.00 %
blocked	0	0.00 %
on goal	1	33.33 %
missed	2	66.67 %
<b>Shots</b>	<b>3</b>	<b>2.33 %</b>
<b>Scores</b>	<b>0</b>	<b>0.00 %</b>

bar	0	0.00 %
missed	5	26.32 %
blocked	7	36.84 %
on goal	7	36.84 %
<b>Shots</b>	<b>19</b>	<b>14.73 %</b>
<b>Scores</b>	<b>1</b>	<b>20.00 %</b>

bar	0	0.00 %
blocked	6	28.57 %
missed	7	33.33 %
on goal	8	38.10 %
<b>Shots</b>	<b>21</b>	<b>16.28 %</b>
<b>Scores</b>	<b>0</b>	<b>0.00 %</b>

bar	0	0.00 %
on goal	4	22.22 %
missed	5	27.78 %
blocked	9	50.00 %
<b>Shots</b>	<b>18</b>	<b>13.95 %</b>
<b>Scores</b>	<b>1</b>	<b>20.00 %</b>

bar	0	0.00 %
missed	2	18.18 %
blocked	3	27.27 %
on goal	6	54.55 %
<b>Shots</b>	<b>11</b>	<b>8.53 %</b>
<b>Scores</b>	<b>0</b>	<b>0.00 %</b>

bar	0	0.00 %
blocked	4	30.77 %
missed	4	30.77 %
on goal	5	38.46 %
<b>Shots</b>	<b>13</b>	<b>10.08 %</b>
<b>Scores</b>	<b>0</b>	<b>0.00 %</b>

bar	0	0.00 %
missed	2	16.67 %
on goal	3	25.00 %
blocked	7	58.33 %
<b>Shots</b>	<b>12</b>	<b>9.30 %</b>
<b>Scores</b>	<b>1</b>	<b>20.00 %</b>

bar	0	0.00 %
missed	38	29.46 %
blocked	39	30.23 %
on goal	52	40.31 %
<b>Shots</b>	<b>129</b>	
<b>Scores</b>	<b>5</b>	

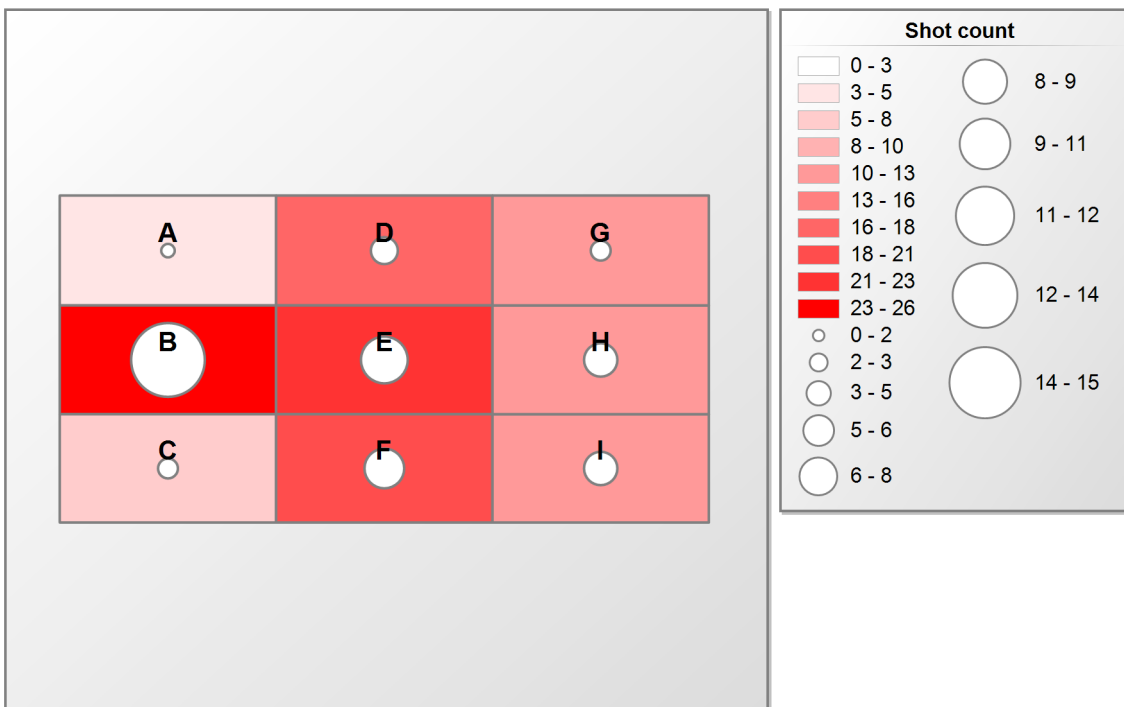
Total on Goal	3	Total on Goal	15	Total on Goal	1
Total Shots	6	Total Shots	26	Total Shots	3
Total Scores	0	Total Scores	2	Total Scores	0
<b>Precision</b>	<b>50.00 %</b>	<b>Precision</b>	<b>57.69 %</b>	<b>Precision</b>	<b>33.33 %</b>
<b>Efficiency</b>	<b>0.00 %</b>	<b>Efficiency</b>	<b>13.33 %</b>	<b>Efficiency</b>	<b>0.00 %</b>

Total on Goal	7	Total on Goal	8	Total on Goal	4
Total Shots	19	Total Shots	21	Total Shots	18
Total Scores	1	Total Scores	0	Total Scores	1
<b>Precision</b>	<b>36.84 %</b>	<b>Precision</b>	<b>38.10 %</b>	<b>Precision</b>	<b>22.22 %</b>
<b>Efficiency</b>	<b>14.29 %</b>	<b>Efficiency</b>	<b>0.00 %</b>	<b>Efficiency</b>	<b>25.00 %</b>

Total on Goal	6	Total on Goal	5	Total on Goal	3
Total Shots	11	Total Shots	13	Total Shots	12
Total Scores	0	Total Scores	0	Total Scores	1
<b>Precision</b>	<b>54.55 %</b>	<b>Precision</b>	<b>38.46 %</b>	<b>Precision</b>	<b>25.00 %</b>
<b>Efficiency</b>	<b>0.00 %</b>	<b>Efficiency</b>	<b>0.00 %</b>	<b>Efficiency</b>	<b>33.33 %</b>

Total on Goal	52
Total Shots	129
Total Scores	5
<b>Precision</b>	<b>40.31 %</b>
<b>Efficiency</b>	<b>9.62 %</b>

## Short distribution and shots on goal



Zone (Fields)	A	B	C	D	E	F	G	H	I	Total
Total	3	26	6	18	21	19	12	13	11	129
on Goal (Circles)	1	15	3	4	8	7	3	5	6	52



# Group Statistics Group D



## Hungary U19



	Goals achieved	Goals get	penalty minutes
Team overview	10	4	2

Player	Games played	Plus/Minus					Shots				Goals			Bullies			Penalties	
		+	-	balance	+ in %	- in %	Total	on Goal	% on Goal	Efficiency (%)	scored	Assists	in %	Total	won	in %	Total (min)	in %
15 Benyó Blanka	2	6	1	5	60.00	25.00	24	10	41.67	20.00	2	3	20.00	0	0	0.00	0	0.00
2 Nyerges Dóra	2	6	1	5	60.00	25.00	16	8	50.00	25.00	2	2	20.00	6	3	50.00	0	0.00
13 Tényi Anna	2	3	2	1	30.00	50.00	12	8	66.67	25.00	2	1	20.00	0	0	0.00	0	0.00
17 Tóth Marcella	2	6	0	6	60.00	0.00	11	5	45.45	40.00	2	0	20.00	0	0	0.00	0	0.00
6 Pádár Kitti	2	3	1	2	30.00	25.00	4	3	75.00	33.33	1	1	10.00	0	0	0.00	0	0.00
10 Gönczi Eszter	2	1	1	0	10.00	25.00	18	5	27.78	20.00	1	0	10.00	1	0	0.00	0	0.00
9 Oravecz Kinga Anna	2	1	2	-1	10.00	50.00	7	5	71.43	0.00	0	1	0.00	4	2	50.00	0	0.00
20 Magyar Petra Anna	2	3	1	2	30.00	25.00	6	2	33.33	0.00	0	1	0.00	6	1	16.67	0	0.00
3 Pakodi Csenge	3	0	1	-1	0.00	25.00	2	1	50.00	0.00	0	0	0.00	0	0	0.00	0	0.00
4 Fertőszögi Zsófia Zsuzsanna	2	1	1	0	10.00	25.00	2	2	100.00	0.00	0	0	0.00	0	0	0.00	0	0.00
5 Szalai Dóra	2	1	0	1	10.00	0.00	1	0	0.00	0.00	0	0	0.00	0	0	0.00	2	100.00
8 Stipsicz Orsolya Szilvia	2	6	1	5	60.00	25.00	4	0	0.00	0.00	0	0	0.00	0	0	0.00	0	0.00
16 Turi-Kováts Katalin	2	0	0	0	0.00	0.00	0	0	0.00	0.00	0	0	0.00	0	0	0.00	0	0.00
18 Galambos Eszter	2	1	1	0	10.00	25.00	6	3	50.00	0.00	0	0	0.00	0	0	0.00	0	0.00
19 Fülöp Anna	2	6	1	5	60.00	25.00	8	2	25.00	0.00	0	0	0.00	1	1	100.00	0	0.00
21 Odor Gréta	2	3	1	2	30.00	25.00	13	5	38.46	0.00	0	0	0.00	1	0	0.00	0	0.00
22 Trombitás Anna	2	2	0	2	20.00	0.00	4	3	75.00	0.00	0	0	0.00	1	0	0.00	0	0.00
24 Nánási Enikő	2	1	1	0	10.00	25.00	0	0	0.00	0.00	0	0	0.00	0	0	0.00	0	0.00
25 Pakodi Csenge	3	0	1	-1	0.00	25.00	2	1	50.00	0.00	0	0	0.00	0	0	0.00	0	0.00
							<b>140</b>	<b>63</b>	<b>45.00</b>	<b>15.87</b>				<b>20</b>	<b>7</b>	<b>35.00</b>	<b>2</b>	





## Hungary U19

bar	0	0.00 %	bar	1	5.00 %	bar	0	0.00 %
blocked	0	0.00 %	blocked	2	10.00 %	blocked	0	0.00 %
missed	0	0.00 %	missed	4	20.00 %	missed	0	0.00 %
on goal	2	100.00 %	on goal	13	65.00 %	on goal	0	0.00 %
<b>Shots</b>	<b>2</b>	<b>1.45 %</b>	<b>Shots</b>	<b>20</b>	<b>14.49 %</b>	<b>Shots</b>	<b>0</b>	<b>0.00 %</b>
<b>Scores</b>	<b>1</b>	<b>10.00 %</b>	<b>Scores</b>	<b>2</b>	<b>20.00 %</b>	<b>Scores</b>	<b>0</b>	<b>0.00 %</b>

bar	2	8.70 %	bar	1	2.27 %	bar	0	0.00 %
blocked	4	17.39 %	missed	14	31.82 %	blocked	4	22.22 %
missed	5	21.74 %	on goal	14	31.82 %	missed	4	22.22 %
on goal	12	52.17 %	blocked	15	34.09 %	on goal	10	55.56 %
<b>Shots</b>	<b>23</b>	<b>16.67 %</b>	<b>Shots</b>	<b>44</b>	<b>31.88 %</b>	<b>Shots</b>	<b>18</b>	<b>13.04 %</b>
<b>Scores</b>	<b>2</b>	<b>20.00 %</b>	<b>Scores</b>	<b>2</b>	<b>20.00 %</b>	<b>Scores</b>	<b>3</b>	<b>30.00 %</b>

bar	0	0.00 %	bar	0	0.00 %	bar	1	25.00 %
missed	2	20.00 %	missed	4	23.53 %	blocked	1	25.00 %
blocked	3	30.00 %	on goal	5	29.41 %	missed	1	25.00 %
on goal	5	50.00 %	blocked	8	47.06 %	on goal	1	25.00 %
<b>Shots</b>	<b>10</b>	<b>7.25 %</b>	<b>Shots</b>	<b>17</b>	<b>12.32 %</b>	<b>Shots</b>	<b>4</b>	<b>2.90 %</b>
<b>Scores</b>	<b>0</b>	<b>0.00 %</b>	<b>Scores</b>	<b>0</b>	<b>0.00 %</b>	<b>Scores</b>	<b>0</b>	<b>0.00 %</b>

bar	5	3.62 %
missed	34	24.64 %
blocked	37	26.81 %
on goal	62	44.93 %
<b>Shots</b>	<b>138</b>	
<b>Scores</b>	<b>10</b>	

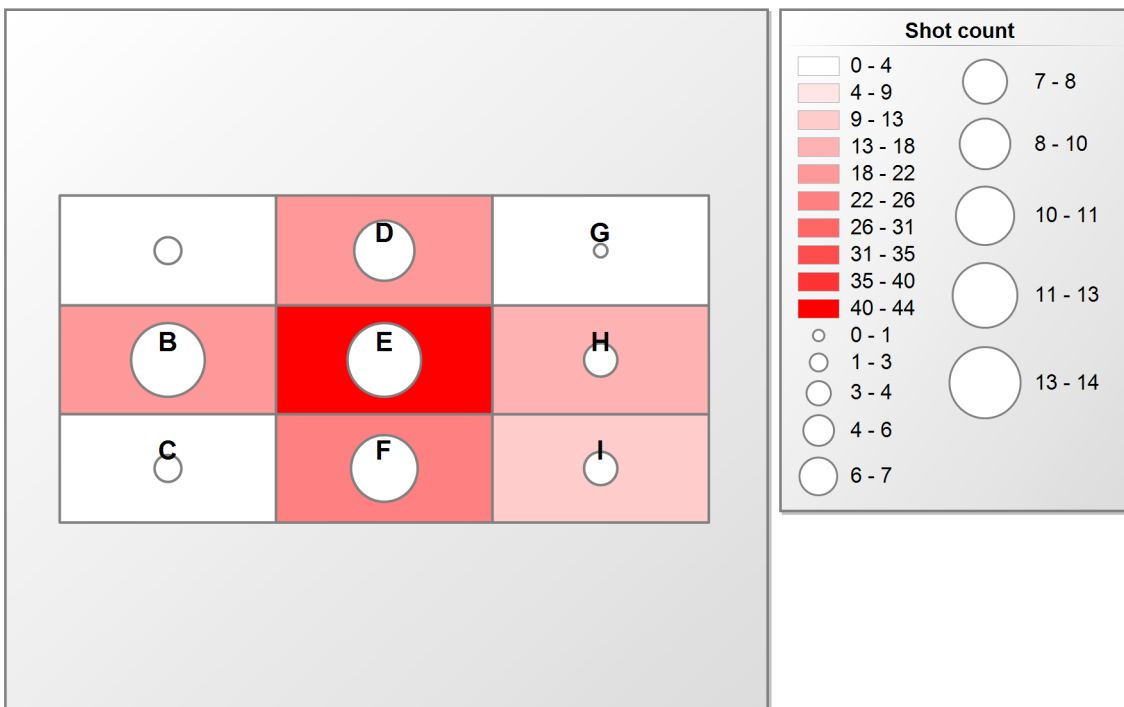
Total on Goal	2	Total on Goal	13	Total on Goal	0
Total Shots	2	Total Shots	20	Total Shots	0
Total Scores	1	Total Scores	2	Total Scores	0
<b>Precision</b>	<b>100.00 %</b>	<b>Precision</b>	<b>65.00 %</b>	<b>Precision</b>	<b>NaN</b>
<b>Efficiency</b>	<b>50.00 %</b>	<b>Efficiency</b>	<b>15.38 %</b>	<b>Efficiency</b>	<b>NaN</b>

Total on Goal	12	Total on Goal	14	Total on Goal	10
Total Shots	23	Total Shots	44	Total Shots	18
Total Scores	2	Total Scores	2	Total Scores	3
<b>Precision</b>	<b>52.17 %</b>	<b>Precision</b>	<b>31.82 %</b>	<b>Precision</b>	<b>55.56 %</b>
<b>Efficiency</b>	<b>16.67 %</b>	<b>Efficiency</b>	<b>14.29 %</b>	<b>Efficiency</b>	<b>30.00 %</b>

Total on Goal	5	Total on Goal	5	Total on Goal	1
Total Shots	10	Total Shots	17	Total Shots	4
Total Scores	0	Total Scores	0	Total Scores	0
<b>Precision</b>	<b>50.00 %</b>	<b>Precision</b>	<b>29.41 %</b>	<b>Precision</b>	<b>25.00 %</b>
<b>Efficiency</b>	<b>0.00 %</b>	<b>Efficiency</b>	<b>0.00 %</b>	<b>Efficiency</b>	<b>0.00 %</b>

Total on Goal	62
Total Shots	138
Total Scores	10
<b>Precision</b>	<b>44.93 %</b>
<b>Efficiency</b>	<b>16.13 %</b>

## Shot distribution and shots on goal



Zone (Fields)	B	C	D	E	F	G	H	I	Total
Total	20	3	18	44	23	4	17	11	140
on Goal (Circles)	13	3	10	14	12	1	5	5	63



## New Zealand U19



	Goals achieved	Goals get	penalty minutes
Team overview	4	17	0

Player	Games played	Plus/Minus					Shots				Goals			Bullies			Penalties	
		+	-	balance	+ in %	- in %	Total	on Goal	% on Goal	Efficiency (%)	scored	Assists	in %	Total	won	in %	Total (min)	in %
10 Kibblewhite Georgia	2	2	3	-1	50.00	17.65	3	2	66.67	50.00	1	0	25.00	7	6	85.71	0	0.00
24 Fisher Amy	2	1	9	-8	25.00	52.94	8	2	25.00	50.00	1	0	25.00	8	3	37.50	0	0.00
11 Johnson Camryn	2	1	6	-5	25.00	35.29	6	4	66.67	25.00	1	0	25.00	0	0	0.00	0	0.00
20 Jeram Manisha	2	2	2	0	50.00	11.76	7	4	57.14	25.00	1	0	25.00	2	2	100.00	0	0.00
19 Solomon Mia	2	1	9	-8	25.00	52.94	4	3	75.00	0.00	0	1	0.00	0	0	0.00	0	0.00
23 Knackstedt Olivia	2	2	2	0	50.00	11.76	1	0	0.00	0.00	0	1	0.00	0	0	0.00	0	0.00
26 Earley Isabelle	2	1	5	-4	25.00	29.41	2	1	50.00	0.00	0	1	0.00	0	0	0.00	0	0.00
36 McLaren Maddie	2	4	10	-6	100.00	58.82	11	5	45.45	0.00	0	1	0.00	0	0	0.00	0	0.00
2 Sundin Marie	2	2	13	-11	50.00	76.47	2	1	50.00	0.00	0	0	0.00	0	0	0.00	0	0.00
8 Emrys Nia	2	2	11	-9	50.00	64.71	3	1	33.33	0.00	0	0	0.00	0	0	0.00	0	0.00
15 Cooper Lily	2	1	7	-6	25.00	41.18	7	1	14.29	0.00	0	0	0.00	10	7	70.00	0	0.00
22 Bertschinger Hannah	2	1	9	-8	25.00	52.94	17	6	35.29	0.00	0	0	0.00	0	0	0.00	0	0.00
							<b>71</b>	<b>30</b>	<b>42.25</b>	<b>13.33</b>				<b>27</b>	<b>18</b>	<b>66.67</b>	<b>0</b>	



## New Zealand U19

missed	0	0.00 %	bar	1	5.00 %	bar	0	0.00 %
on goal	0	0.00 %	missed	3	15.00 %	missed	0	0.00 %
bar	1	50.00 %	blocked	4	20.00 %	on goal	0	0.00 %

Total on Goal	0	Total on Goal	12	Total on Goal	0
Total Shots	2	Total Shots	20	Total Shots	1



# Group Statistics Group D

blocked	1	50.00 %	on goal	12	60.00 %	blocked	1	100.00 %
<b>Shots</b>	<b>2</b>	<b>2.82 %</b>	<b>Shots</b>	<b>20</b>	<b>28.17 %</b>	<b>Shots</b>	<b>1</b>	<b>1.41 %</b>
<b>Scores</b>	<b>0</b>	<b>0.00 %</b>	<b>Scores</b>	<b>1</b>	<b>25.00 %</b>	<b>Scores</b>	<b>0</b>	<b>0.00 %</b>

bar	0	0.00 %	bar	0	0.00 %
blocked	2	25.00 %	blocked	3	23.08 %
missed	3	37.50 %	missed	4	30.77 %
on goal	3	37.50 %	on goal	6	46.15 %
<b>Shots</b>	<b>8</b>	<b>11.27 %</b>	<b>Shots</b>	<b>13</b>	<b>18.31 %</b>
<b>Scores</b>	<b>0</b>	<b>0.00 %</b>	<b>Scores</b>	<b>2</b>	<b>50.00 %</b>

bar	1	5.88 %
missed	5	29.41 %
on goal	5	29.41 %
blocked	6	35.29 %
<b>Shots</b>	<b>17</b>	<b>23.94 %</b>
<b>Scores</b>	<b>1</b>	<b>25.00 %</b>

bar	0	0.00 %	bar	0	0.00 %
blocked	0	0.00 %	missed	0	0.00 %
missed	0	0.00 %	on goal	2	33.33 %
on goal	1	100.00 %	blocked	4	66.67 %
<b>Shots</b>	<b>1</b>	<b>1.41 %</b>	<b>Shots</b>	<b>6</b>	<b>8.45 %</b>
<b>Scores</b>	<b>0</b>	<b>0.00 %</b>	<b>Scores</b>	<b>0</b>	<b>0.00 %</b>

bar	0	0.00 %
blocked	1	33.33 %
missed	1	33.33 %
on goal	1	33.33 %
<b>Shots</b>	<b>3</b>	<b>4.23 %</b>
<b>Scores</b>	<b>0</b>	<b>0.00 %</b>

Total Scores	0	Total Scores	1	Total Scores	0
<b>Precision</b>	<b>0.00 %</b>	<b>Precision</b>	<b>60.00 %</b>	<b>Precision</b>	<b>0.00 %</b>
<b>Efficiency</b>	<b>NaN</b>	<b>Efficiency</b>	<b>8.33 %</b>	<b>Efficiency</b>	<b>NaN</b>

Total on Goal	3	Total on Goal	6
Total Shots	8	Total Shots	13
Total Scores	0	Total Scores	2
<b>Precision</b>	<b>37.50 %</b>	<b>Precision</b>	<b>46.15 %</b>
<b>Efficiency</b>	<b>0.00 %</b>	<b>Efficiency</b>	<b>33.33 %</b>

Total on Goal	5
Total Shots	17
Total Scores	1
<b>Precision</b>	<b>29.41 %</b>
<b>Efficiency</b>	<b>20.00 %</b>

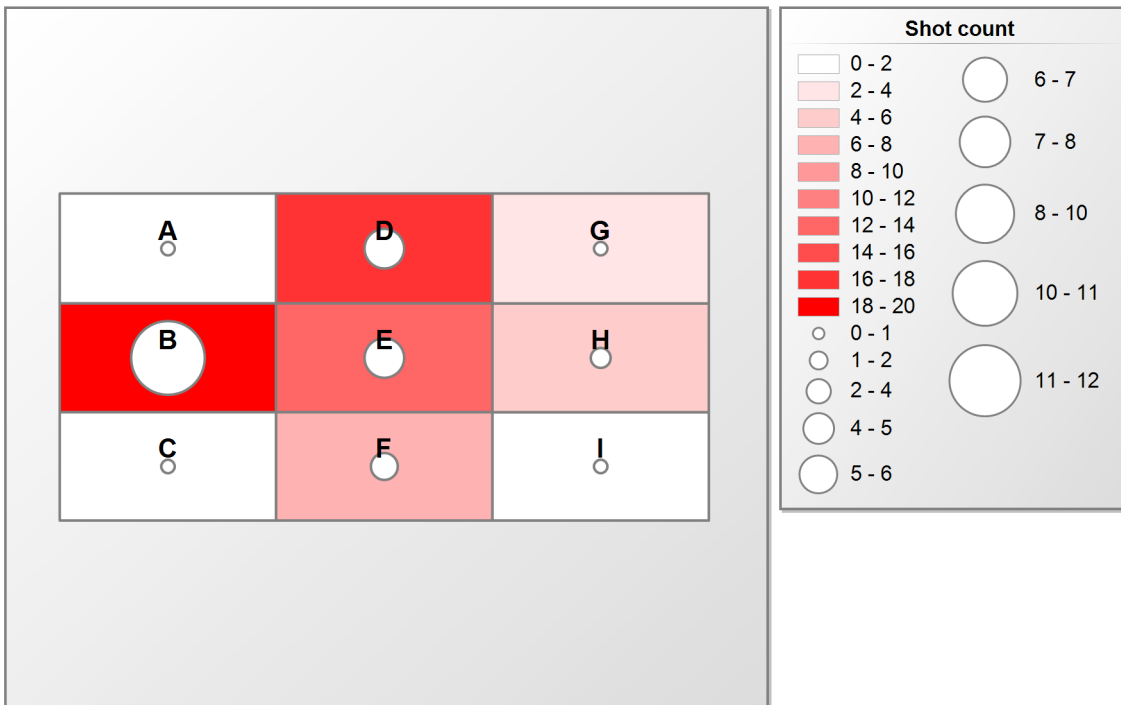
Total on Goal	1	Total on Goal	2
Total Shots	1	Total Shots	6
Total Scores	0	Total Scores	0
<b>Precision</b>	<b>100.00 %</b>	<b>Precision</b>	<b>33.33 %</b>
<b>Efficiency</b>	<b>0.00 %</b>	<b>Efficiency</b>	<b>0.00 %</b>

Total on Goal	1
Total Shots	3
Total Scores	0
<b>Precision</b>	<b>33.33 %</b>
<b>Efficiency</b>	<b>0.00 %</b>

bar	3	4.23 %
missed	16	22.54 %
blocked	22	30.99 %
on goal	30	42.25 %
<b>Shots</b>	<b>71</b>	
<b>Scores</b>	<b>4</b>	

Total on Goal	30
Total Shots	71
Total Scores	4
<b>Precision</b>	<b>42.25 %</b>
<b>Efficiency</b>	<b>13.33 %</b>

## Short distribution and shots on goal



Zone (Fields)	A	B	C	D	E	F	G	H	I	Total
Total	1	20	2	17	13	8	3	6	1	71
on Goal (Circles)	0	12	0	5	6	3	1	2	1	30



# Group Statistics Group D



## Russia U19



	Goals achieved	Goals get	penalty minutes
Team overview	22	5	8

Player	Games	Plus/Minus					Shots				Goals			Bullies			Penalties	
	played	+	-	balance	+ in %	- in %	Total	on Goal	% on Goal	Efficiency (%)	scored	Assists	in %	Total	won	in %	Total (min)	in %
99 Bulbash Anastasiia	2	14	2	12	63.64	40.00	23	8	34.78	12.50	1	8	4.55	12	5	41.67	0	0.00
90 Basargina Mariia	2	14	3	11	63.64	60.00	27	14	51.85	42.86	6	1	27.27	0	0	0.00	0	0.00
25 Rapakova Kseniia	2	10	1	9	45.45	20.00	13	5	38.46	60.00	3	2	13.64	2	2	100.00	0	0.00
9 Skirdenko Anastasiia	2	13	2	11	59.09	40.00	16	11	68.75	27.27	3	1	13.64	0	0	0.00	0	0.00
10 Nadeeva Elizaveta	2	6	1	5	27.27	20.00	10	5	50.00	60.00	3	0	13.64	0	0	0.00	0	0.00
17 Karpacheva Irina	2	5	2	3	22.73	40.00	21	9	42.86	33.33	3	0	13.64	1	1	100.00	0	0.00
5 Balashova Viktoriia	2	5	2	3	22.73	40.00	13	4	30.77	25.00	1	2	4.55	0	0	0.00	0	0.00
29 Selezneva Iuliia	2	2	1	1	9.09	20.00	3	2	66.67	50.00	1	1	4.55	0	0	0.00	4	50.00
18 Kozlova Tatiana	2	13	2	11	59.09	40.00	9	2	22.22	0.00	0	2	0.00	0	0	0.00	0	0.00
3 Glinianaia Alina	2	6	2	4	27.27	40.00	8	3	37.50	33.33	1	0	4.55	0	0	0.00	0	0.00
4 Prokhorova Alina	2	2	1	1	9.09	20.00	2	0	0.00	0.00	0	1	0.00	3	0	0.00	0	0.00
7 Korotaeva Anna	2	5	1	4	22.73	20.00	2	0	0.00	0.00	0	1	0.00	0	0	0.00	0	0.00
11 Zabolotckaia Anastasiia	2	2	1	1	9.09	20.00	2	1	50.00	0.00	0	1	0.00	1	0	0.00	0	0.00
15 Antipova Anastasiia	2	5	2	3	22.73	40.00	10	3	30.00	0.00	0	1	0.00	15	4	26.67	0	0.00
13 Fedotova Mariia	2	3	1	2	13.64	20.00	0	0	0.00	0.00	0	0	0.00	0	0	0.00	2	25.00
14 Rumiantseva - Mishina Sofia	2	3	1	2	13.64	20.00	7	1	14.29	0.00	0	0	0.00	0	0	0.00	0	0.00
21 Amozova Irina	2	0	0	0	0.00	0.00	1	0	0.00	0.00	0	0	0.00	0	0	0.00	0	0.00
88 Rogova Anastasiia	2	2	0	2	9.09	0.00	2	2	100.00	0.00	0	0	0.00	0	0	0.00	2	25.00
							<b>169</b>	<b>70</b>	<b>41.42</b>	<b>31.43</b>				<b>34</b>	<b>12</b>	<b>35.29</b>	<b>8</b>	



## Russia U19

bar	0	0.00 %	bar	0	0.00 %	bar	0	0.00 %
blocked	0	0.00 %	blocked	1	4.76 %	blocked	0	0.00 %
missed	0	0.00 %	missed	5	23.81 %	on goal	0	0.00 %
on goal	0	0.00 %	on goal	15	71.43 %	missed	3	100.00 %
<b>Shots</b>	<b>0</b>	<b>0.00 %</b>	<b>Shots</b>	<b>21</b>	<b>12.43 %</b>	<b>Shots</b>	<b>3</b>	<b>1.78 %</b>
<b>Scores</b>	<b>0</b>	<b>0.00 %</b>	<b>Scores</b>	<b>7</b>	<b>31.82 %</b>	<b>Scores</b>	<b>0</b>	<b>0.00 %</b>

bar	2	10.53 %	bar	2	3.08 %	bar	1	3.13 %
blocked	4	21.05 %	blocked	17	26.15 %	blocked	8	25.00 %
missed	4	21.05 %	on goal	22	33.85 %	missed	10	31.25 %
on goal	9	47.37 %	missed	24	36.92 %	on goal	13	40.63 %
<b>Shots</b>	<b>19</b>	<b>11.24 %</b>	<b>Shots</b>	<b>65</b>	<b>38.46 %</b>	<b>Shots</b>	<b>32</b>	<b>18.93 %</b>
<b>Scores</b>	<b>1</b>	<b>4.55 %</b>	<b>Scores</b>	<b>8</b>	<b>36.36 %</b>	<b>Scores</b>	<b>5</b>	<b>22.73 %</b>

bar	1	20.00 %	bar	0	0.00 %	bar	0	0.00 %
blocked	1	20.00 %	missed	3	20.00 %	on goal	2	22.22 %
missed	1	20.00 %	blocked	5	33.33 %	blocked	3	33.33 %
on goal	2	40.00 %	on goal	7	46.67 %	missed	4	44.44 %
<b>Shots</b>	<b>5</b>	<b>2.96 %</b>	<b>Shots</b>	<b>15</b>	<b>8.88 %</b>	<b>Shots</b>	<b>9</b>	<b>5.33 %</b>
<b>Scores</b>	<b>0</b>	<b>0.00 %</b>	<b>Scores</b>	<b>1</b>	<b>4.55 %</b>	<b>Scores</b>	<b>0</b>	<b>0.00 %</b>

bar	6	3.55 %
blocked	39	23.08 %
missed	54	31.95 %
on goal	70	41.42 %
<b>Shots</b>	<b>169</b>	
<b>Scores</b>	<b>22</b>	

Total on Goal	0	Total on Goal	15	Total on Goal	0
Total Shots	0	Total Shots	21	Total Shots	3
Total Scores	0	Total Scores	7	Total Scores	0
<b>Precision</b>	<b>NaN</b>	<b>Precision</b>	<b>71.43 %</b>	<b>Precision</b>	<b>0.00 %</b>
<b>Efficiency</b>	<b>NaN</b>	<b>Efficiency</b>	<b>46.67 %</b>	<b>Efficiency</b>	<b>NaN</b>

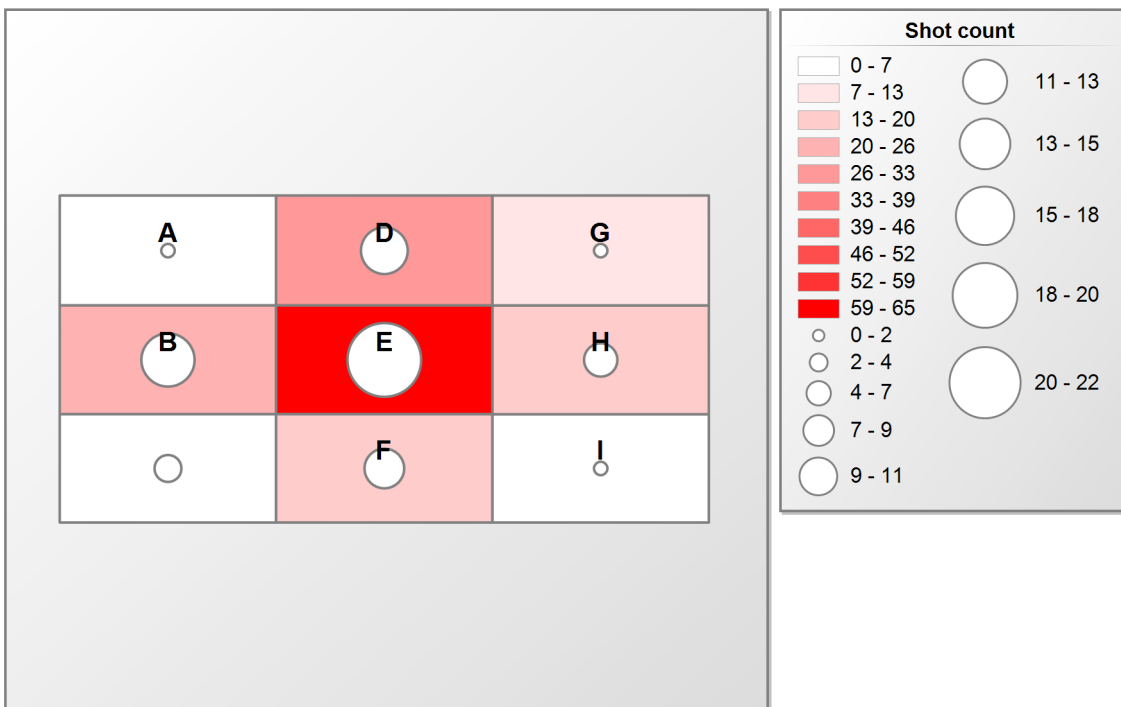
Total on Goal	9	Total on Goal	22	Total on Goal	13
Total Shots	19	Total Shots	65	Total Shots	32
Total Scores	1	Total Scores	8	Total Scores	5
<b>Precision</b>	<b>47.37 %</b>	<b>Precision</b>	<b>33.85 %</b>	<b>Precision</b>	<b>40.63 %</b>
<b>Efficiency</b>	<b>11.11 %</b>	<b>Efficiency</b>	<b>36.36 %</b>	<b>Efficiency</b>	<b>38.46 %</b>

Total on Goal	2	Total on Goal	7	Total on Goal	2
Total Shots	5	Total Shots	15	Total Shots	9
Total Scores	0	Total Scores	1	Total Scores	0
<b>Precision</b>	<b>40.00 %</b>	<b>Precision</b>	<b>46.67 %</b>	<b>Precision</b>	<b>22.22 %</b>
<b>Efficiency</b>	<b>0.00 %</b>	<b>Efficiency</b>	<b>14.29 %</b>	<b>Efficiency</b>	<b>0.00 %</b>

Total on Goal	70
Total Shots	169
Total Scores	22
<b>Precision</b>	<b>41.42 %</b>
<b>Efficiency</b>	<b>31.43 %</b>



## Short distribution and shots on goal



Zone (Fields)	A	B	D	E	F	G	H	I	Total
Total	3	21	32	65	19	9	15	5	169
on Goal (Circles)	0	15	13	22	9	2	7	2	70



# Group Statistics Group D

Player Statistic			Games	Shots				Goals			Scorer points		Bullies			Penalties	
	Player	Team	played	Total	on Goal	% on Goal	Efficiency (%)	scored	Assists	in %	Total	pt./game	Total	won	in %	Total (min)	in %
1.	Bulbash Anastasiia (99)	RUS	2	23	8	34.78	12.50	1	8	1.03	9	4.50	12	5	41.67	0	0.00
2.	Basargina Mariia (90)	RUS	2	27	14	51.85	42.86	6	1	6.19	7	3.50	0	0	0.00	0	0.00
3.	Rapakova Kseniia (25)	RUS	2	13	5	38.46	60.00	3	2	3.09	5	2.50	2	2	100.00	0	0.00
4.	Benyó Blanka (15)	HUN	2	24	10	41.67	20.00	2	3	2.06	5	2.50	0	0	0.00	0	0.00
5.	Skirdenko Anastasiia (9)	RUS	2	16	11	68.75	27.27	3	1	3.09	4	2.00	0	0	0.00	0	0.00
6.	Nyerges Dóra (2)	HUN	2	16	8	50.00	25.00	2	2	2.06	4	2.00	6	3	50.00	0	0.00
7.	Nadeeva Elizaveta (10)	RUS	2	10	5	50.00	60.00	3	0	3.09	3	1.50	0	0	0.00	0	0.00
8.	Karpacheva Irina (17)	RUS	2	21	9	42.86	33.33	3	0	3.09	3	1.50	1	1	100.00	0	0.00
9.	Tényi Anna (13)	HUN	2	12	8	66.67	25.00	2	1	2.06	3	1.50	0	0	0.00	0	0.00
10.	Balashova Viktoriia (5)	RUS	2	13	4	30.77	25.00	1	2	1.03	3	1.50	0	0	0.00	0	0.00
11.	Tóth Marcella (17)	HUN	2	11	5	45.45	40.00	2	0	2.06	2	1.00	0	0	0.00	0	0.00
12.	Selezneva Iuliia (29)	RUS	2	3	2	66.67	50.00	1	1	1.03	2	1.00	0	0	0.00	4	8.70
13.	Pádár Kitti (6)	HUN	2	4	3	75.00	33.33	1	1	1.03	2	1.00	0	0	0.00	0	0.00
14.	Fung Kaitlyn (19)	CAN	2	5	1	20.00	0.00	0	2	0.00	2	1.00	3	3	100.00	0	0.00
15.	Kozlova Tatiana (18)	RUS	2	9	2	22.22	0.00	0	2	0.00	2	1.00	0	0	0.00	0	0.00
16.	Wood Samantha (92)	CAN	2	5	2	40.00	50.00	1	0	1.03	1	0.50	0	0	0.00	0	0.00
17.	McDonald Nicole (93)	CAN	2	7	2	28.57	50.00	1	0	1.03	1	0.50	0	0	0.00	0	0.00
18.	Kibblewhite Georgia (10)	NZL	2	3	2	66.67	50.00	1	0	1.03	1	0.50	7	6	85.71	0	0.00
19.	Fisher Amy (24)	NZL	2	8	2	25.00	50.00	1	0	1.03	1	0.50	8	3	37.50	0	0.00
20.	Simard Sophie (88)	CAN	2	11	3	27.27	33.33	1	0	1.03	1	0.50	0	0	0.00	2	4.35
21.	Glinianaia Alina (3)	RUS	2	8	3	37.50	33.33	1	0	1.03	1	0.50	0	0	0.00	0	0.00
22.	Johnson Camryn (11)	NZL	2	6	4	66.67	25.00	1	0	1.03	1	0.50	0	0	0.00	0	0.00
23.	Jeram Manisha (20)	NZL	2	7	4	57.14	25.00	1	0	1.03	1	0.50	2	2	100.00	0	0.00
24.	Gönczi Eszter (10)	HUN	2	18	5	27.78	20.00	1	0	1.03	1	0.50	1	0	0.00	0	0.00
25.	Watkins-Southward Scout (12)	CAN	2	23	9	39.13	11.11	1	0	1.03	1	0.50	1	1	100.00	0	0.00
26.	Lange Emily (11)	CAN	2	20	11	55.00	9.09	1	0	1.03	1	0.50	7	6	85.71	0	0.00
27.	Oravec Kinga Anna (9)	HUN	2	7	5	71.43	0.00	0	1	0.00	1	0.50	4	2	50.00	0	0.00
28.	Magyar Petra Anna (20)	HUN	2	6	2	33.33	0.00	0	1	0.00	1	0.50	6	1	16.67	0	0.00
29.	Solomon Mia (19)	NZL	2	4	3	75.00	0.00	0	1	0.00	1	0.50	0	0	0.00	0	0.00
30.	Knackstedt Olivia (23)	NZL	2	1	0	0.00	0.00	0	1	0.00	1	0.50	0	0	0.00	0	0.00
31.	Earley Isabelle (26)	NZL	2	2	1	50.00	0.00	0	1	0.00	1	0.50	0	0	0.00	0	0.00

# Group Statistics Group D

Player Statistic			Games	Shots				Goals			Scorer points		Bullies			Penalties	
	Player	Team	played	Total	on Goal	% on Goal	Efficiency (%)	scored	Assists	in %	Total	pt./game	Total	won	in %	Total (min)	in %
32.	McLaren Maddie (36)	NZL	2	11	5	45.45	0.00	0	1	0.00	1	0.50	0	0	0.00	0	0.00
33.	Prokhorova Alina (4)	RUS	2	2	0	0.00	0.00	0	1	0.00	1	0.50	3	0	0.00	0	0.00
34.	Korotaeva Anna (7)	RUS	2	2	0	0.00	0.00	0	1	0.00	1	0.50	0	0	0.00	0	0.00
35.	Zabolotckaia Anastasiia (11)	RUS	2	2	1	50.00	0.00	0	1	0.00	1	0.50	1	0	0.00	0	0.00
36.	Antipova Anastasiia (15)	RUS	2	10	3	30.00	0.00	0	1	0.00	1	0.50	15	4	26.67	0	0.00
37.	Stretch Aislyn (2)	CAN	2	12	6	50.00	0.00	0	0	0.00	0	0.00	13	7	53.85	0	0.00
38.	Baxter Jasmine (4)	CAN	2	0	0	0.00	0.00	0	0	0.00	0	0.00	0	0	0.00	0	0.00
39.	Crosthwaite Nicole (9)	CAN	2	2	0	0.00	0.00	0	0	0.00	0	0.00	0	0	0.00	0	0.00
40.	Greaves Olivia (13)	CAN	2	2	1	50.00	0.00	0	0	0.00	0	0.00	0	0	0.00	0	0.00
41.	Quigley Meg (15)	CAN	2	8	2	25.00	0.00	0	0	0.00	0	0.00	2	2	100.00	0	0.00
42.	Craft Ciara (21)	CAN	2	0	0	0.00	0.00	0	0	0.00	0	0.00	0	0	0.00	0	0.00
43.	Owen Marlie (27)	CAN	2	2	1	50.00	0.00	0	0	0.00	0	0.00	0	0	0.00	0	0.00
44.	Klepp Julia (44)	CAN	2	7	4	57.14	0.00	0	0	0.00	0	0.00	0	0	0.00	2	4.35
45.	Ward Sydney (55)	CAN	2	4	1	25.00	0.00	0	0	0.00	0	0.00	1	0	0.00	0	0.00
46.	Bennett Maya (63)	CAN	2	5	3	60.00	0.00	0	0	0.00	0	0.00	0	0	0.00	0	0.00
47.	Breen Megan (90)	CAN	2	9	2	22.22	0.00	0	0	0.00	0	0.00	0	0	0.00	2	4.35
48.	Jefferies Meghan (97)	CAN	2	7	4	57.14	0.00	0	0	0.00	0	0.00	0	0	0.00	0	0.00
49.	Pakodi Csenge (3)	HUN	3	2	1	50.00	0.00	0	0	0.00	0	0.00	0	0	0.00	0	0.00
50.	Fertőszögi Zsófia Zsuzsanna (4)	HUN	2	2	2	100.00	0.00	0	0	0.00	0	0.00	0	0	0.00	0	0.00
51.	Szalai Dóra (5)	HUN	2	1	0	0.00	0.00	0	0	0.00	0	0.00	0	0	0.00	2	4.35
52.	Stipsicz Orsolya Szilvia (8)	HUN	2	4	0	0.00	0.00	0	0	0.00	0	0.00	0	0	0.00	0	0.00
53.	Turi-Kováts Katalin (16)	HUN	2	0	0	0.00	0.00	0	0	0.00	0	0.00	0	0	0.00	0	0.00
54.	Galambos Eszter (18)	HUN	2	6	3	50.00	0.00	0	0	0.00	0	0.00	0	0	0.00	0	0.00
55.	Fülöp Anna (19)	HUN	2	8	2	25.00	0.00	0	0	0.00	0	0.00	1	1	100.00	0	0.00
56.	Odor Gréta (21)	HUN	2	13	5	38.46	0.00	0	0	0.00	0	0.00	1	0	0.00	0	0.00
57.	Trombitás Anna (22)	HUN	2	4	3	75.00	0.00	0	0	0.00	0	0.00	1	0	0.00	0	0.00
58.	Nánási Enikő (24)	HUN	2	0	0	0.00	0.00	0	0	0.00	0	0.00	0	0	0.00	0	0.00
59.	Pakodi Csenge (25)	HUN	3	2	1	50.00	0.00	0	0	0.00	0	0.00	0	0	0.00	0	0.00
60.	Sundin Marie (2)	NZL	2	2	1	50.00	0.00	0	0	0.00	0	0.00	0	0	0.00	0	0.00
61.	Emrys Nia (8)	NZL	2	3	1	33.33	0.00	0	0	0.00	0	0.00	0	0	0.00	0	0.00
62.	Cooper Lily (15)	NZL	2	7	1	14.29	0.00	0	0	0.00	0	0.00	10	7	70.00	0	0.00

# Group Statistics Group D

Player Statistic			Games	Shots				Goals			Scorer points		Bullies			Penalties		
	Player	Team	played	Total	on Goal	% on Goal	Efficiency (%)	scored	Assists	in %	Total	pt./game	Total	won	in %	Total (min)	in %	
63.	Bertschinger Hannah (22)	NZL	2	17	6	35.29	0.00	0	0	0.00	0	0.00	0	0	0.00	0	0.00	
64.	Fedotova Mariia (13)	RUS	2	0	0	0.00	0.00	0	0	0.00	0	0.00	0	0	0.00	2	4.35	
65.	Rumiantseva - Mishina Sofia (14)	RUS	2	7	1	14.29	0.00	0	0	0.00	0	0.00	0	0	0.00	0	0.00	
66.	Amozova Irina (21)	RUS	2	1	0	0.00	0.00	0	0	0.00	0	0.00	0	0	0.00	0	0.00	
67.	Rogova Anastasiia (88)	RUS	2	2	2	100.00	0.00	0	0	0.00	0	0.00	0	0	0.00	2	4.35	
				<b>509</b>	<b>215</b>	<b>42.24</b>	<b>19.07</b>	<b>41</b>					<b>108</b>			<b>16</b>		

## Sorted by:

1st scorer points

2nd scorer points per game

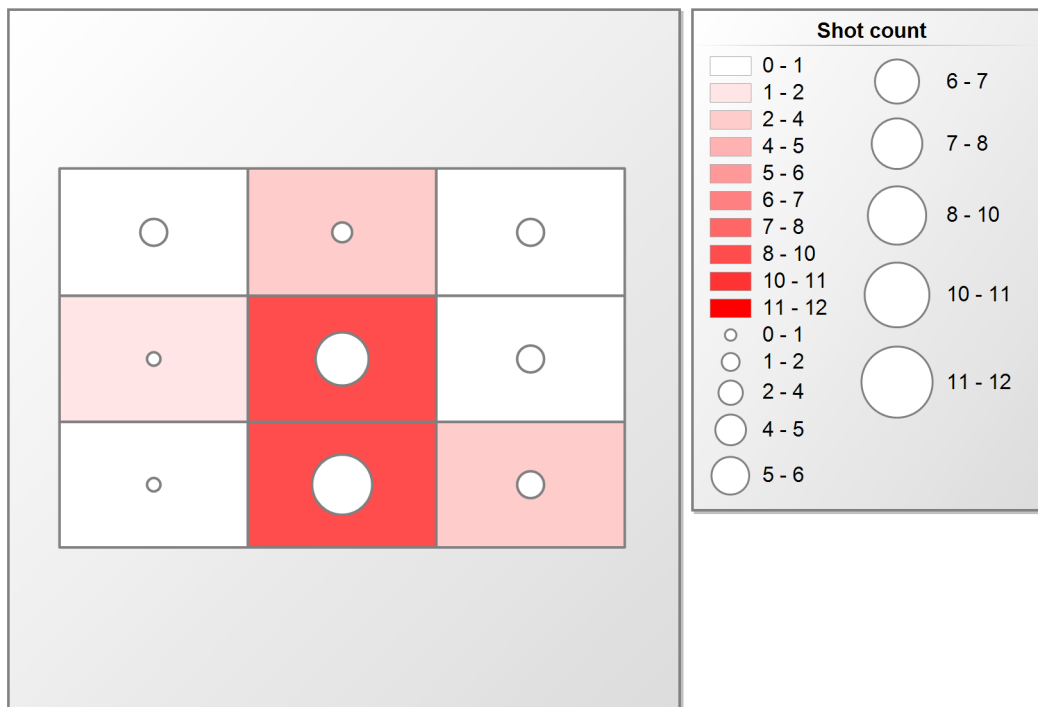
3rd goals scored

4th efficiency

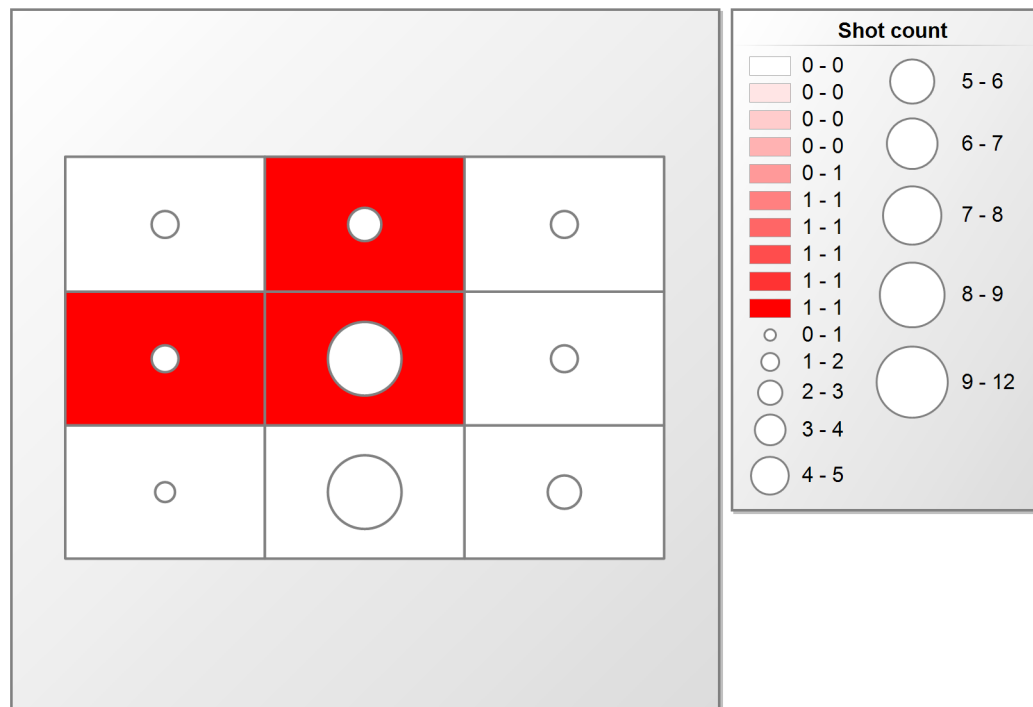
	Defense					Goal received							Total	Saves	Saves in %	
	Body	Foot/Leg	Hand/Arm	Helmet	Total	behind the goal	between legs	distracted	missed	movement	play around	transferred				Total
1 Anna Judák	7	8	9	0	24	0	0	0	2	0	1	0	3	27	24	88.89
39 Veronika Nekrasova	4	5	6	0	15	0	0	0	2	0	0	0	2	17	15	88.24
37 Valentina Strygina	4	3	7	1	15	0	0	0	3	0	0	0	3	18	15	83.33
31 Lily Messier	11	6	23	1	41	0	1	0	9	2	0	2	14	55	41	74.55
77 Rachel Bertschinger	7	3	15	0	25	0	0	0	2	1	0	1	4	29	25	86.21
23 Anna Rác	1	3	6	1	11	0	0	0	1	0	0	0	1	12	11	91.67
42 Tanya Putthapipat	4	1	24	0	29	0	3	0	5	3	0	0	11	40	29	72.50
1 Hunter Jones	0	0	0	0	0	0	0	0	0	0	0	0	0	0	0	0.00
<b>Total</b>	<b>38</b>	<b>29</b>	<b>90</b>	<b>3</b>	<b>160</b>	<b>0</b>	<b>4</b>	<b>0</b>	<b>24</b>	<b>6</b>	<b>1</b>	<b>3</b>	<b>38</b>	<b>198</b>	<b>160</b>	<b>80.81</b>

	Defense				Goal received			Total	Saves	Saves in %
	Body	Foot/Leg	Hand/Arm	Total	missed	play around	Total			
1 Anna Judák	7	8	9	24	2	1	3	27	24	88.89
<b>Total</b>	<b>7</b>	<b>8</b>	<b>9</b>	<b>24</b>	<b>2</b>	<b>1</b>	<b>3</b>	<b>27</b>	<b>24</b>	<b>88.89</b>

Shots and Saves



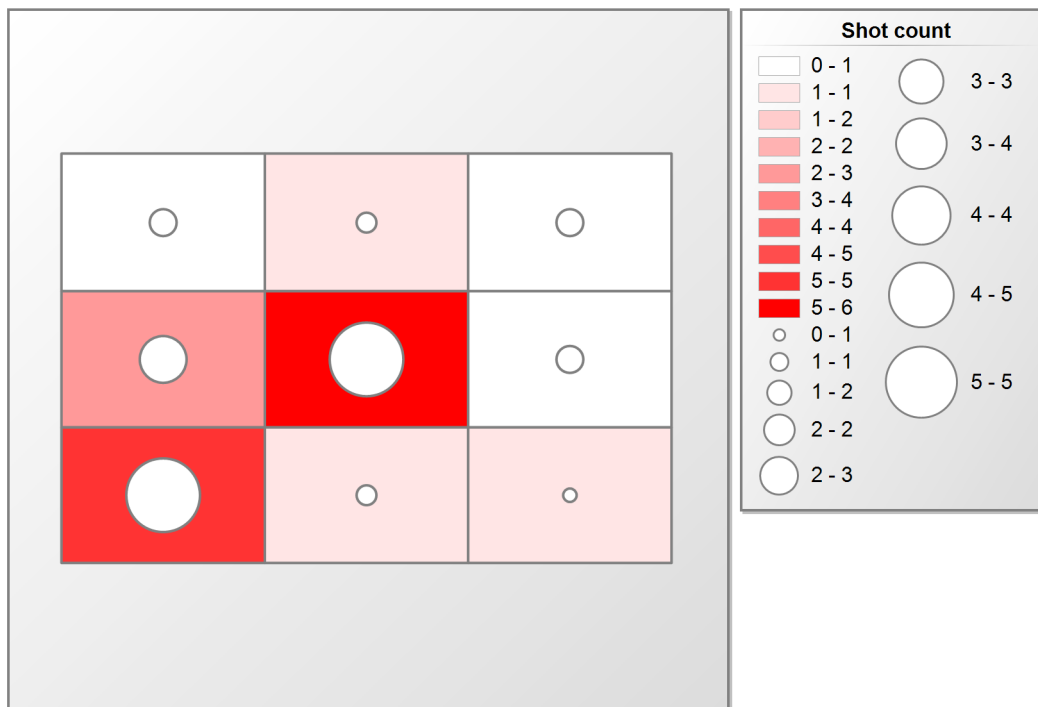
received Goals and shots



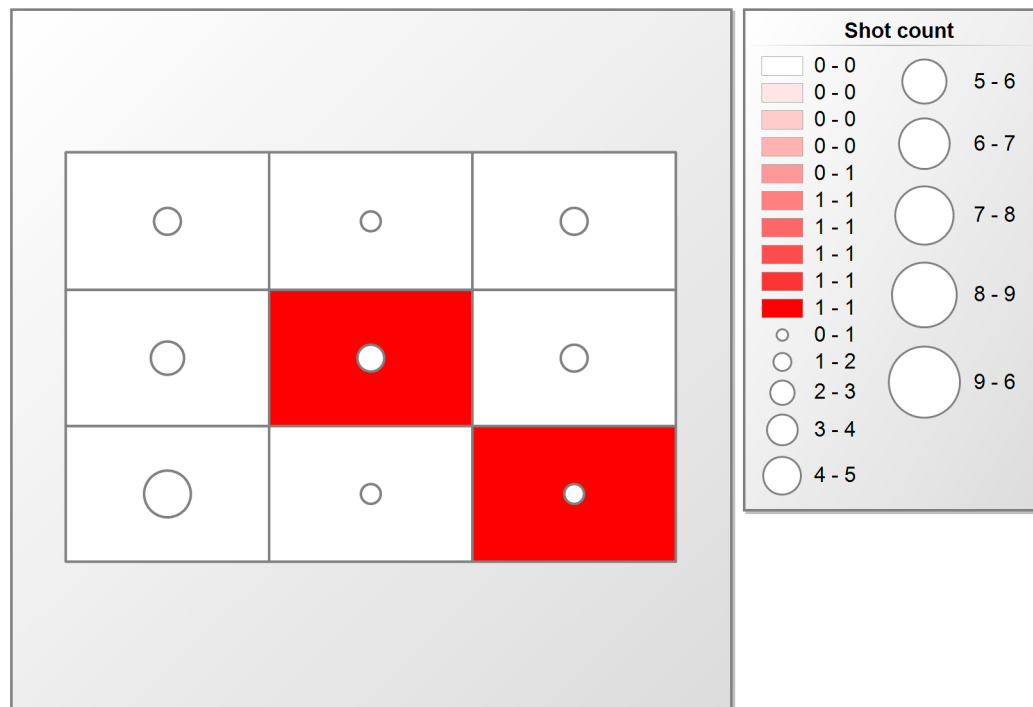


	Defense				Goal received		Total	Saves	Saves in %
	Body	Foot/Leg	Hand/Arm	Total	missed	Total			
39 Veronika Nekrasova	4	5	6	15	2	2	17	15	88.24
<b>Total</b>	<b>4</b>	<b>5</b>	<b>6</b>	<b>15</b>	<b>2</b>	<b>2</b>	<b>17</b>	<b>15</b>	<b>88.24</b>

Shots and Saves



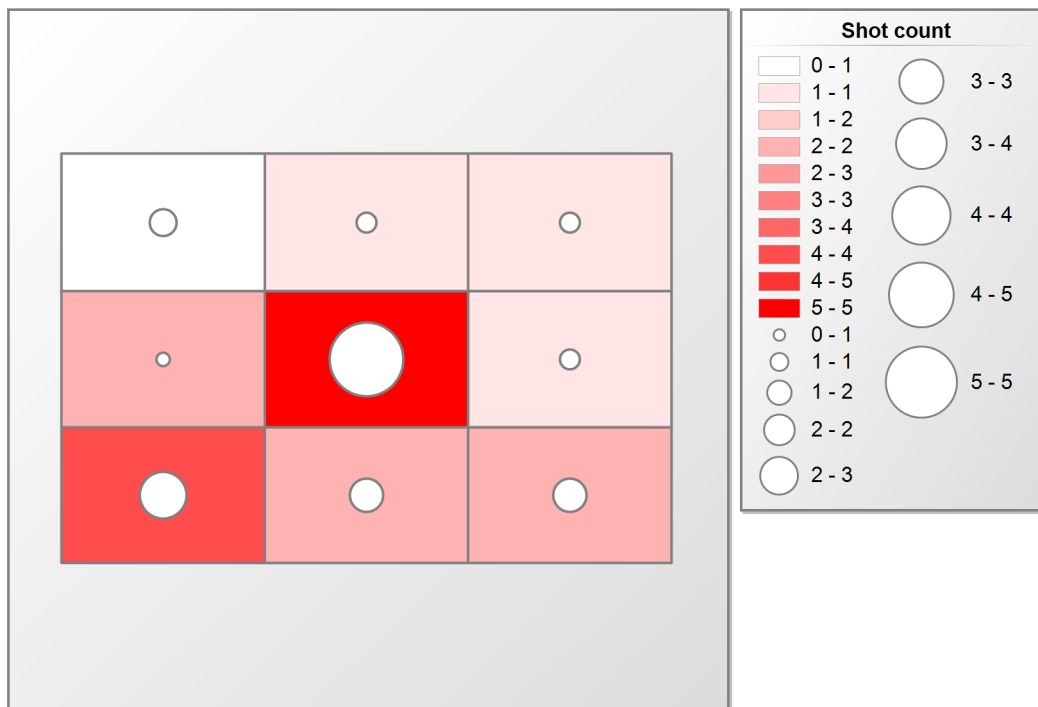
received Goals and shots



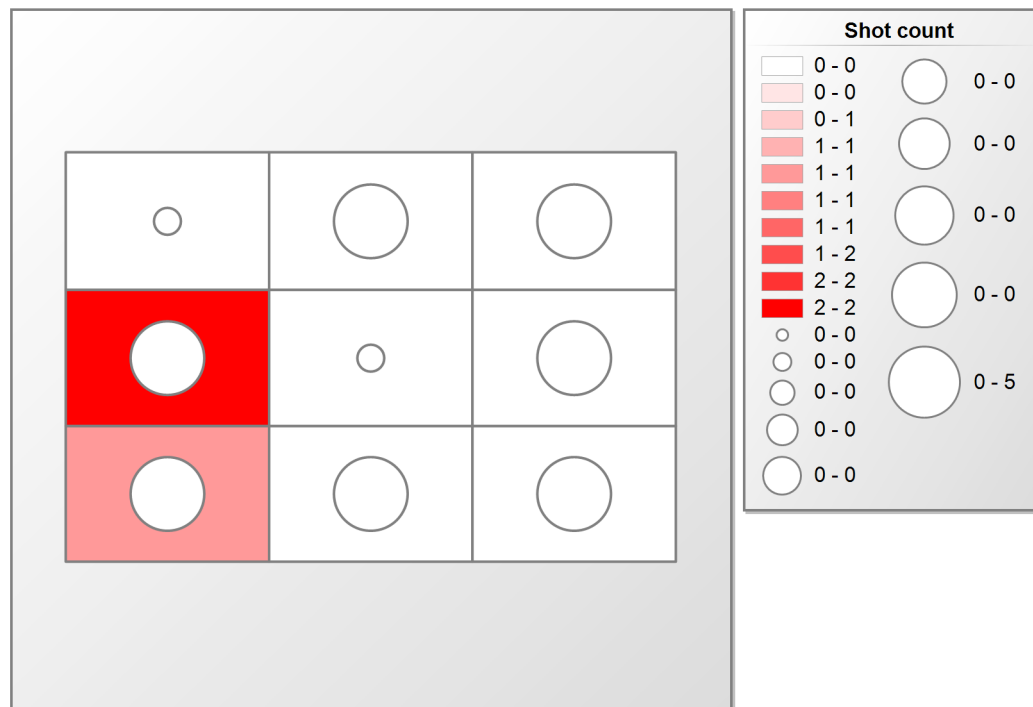


	Defense					Goal received		Total	Saves	Saves in %
	Body	Foot/Leg	Hand/Arm	Helmet	Total	missed	Total			
37 Valentina Strygina	4	3	7	1	15	3	3	18	15	83.33
<b>Total</b>	<b>4</b>	<b>3</b>	<b>7</b>	<b>1</b>	<b>15</b>	<b>3</b>	<b>3</b>	<b>18</b>	<b>15</b>	<b>83.33</b>

### Shots and Saves



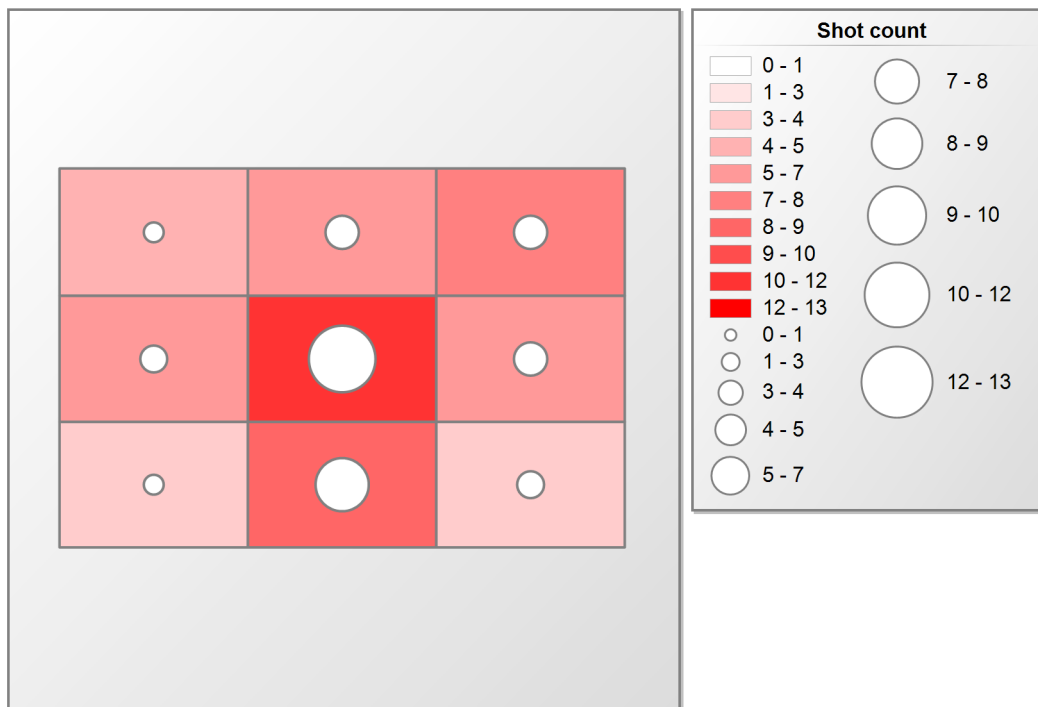
### received Goals and shots



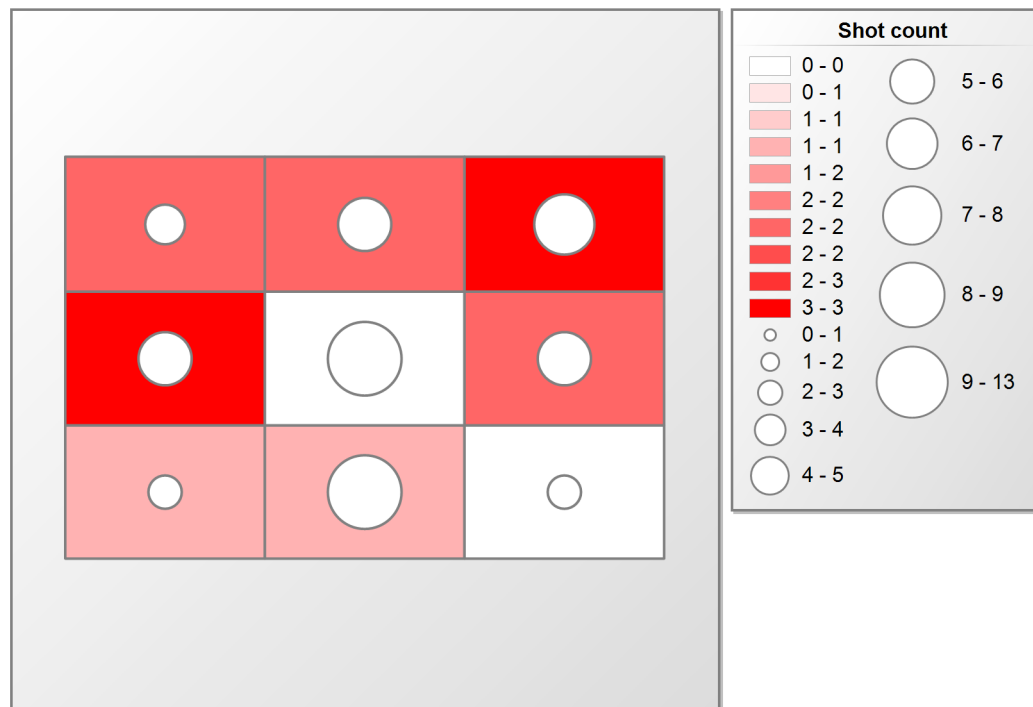


	Defense					Goal received					Total	Saves	Saves in %
	Body	Foot/Leg	Hand/Arm	Helmet	Total	between legs	missed	movement	transferred	Total			
31 Lily Messier	11	6	23	1	41	1	9	2	2	14	55	41	74.55
<b>Total</b>	<b>11</b>	<b>6</b>	<b>23</b>	<b>1</b>	<b>41</b>	<b>1</b>	<b>9</b>	<b>2</b>	<b>2</b>	<b>14</b>	<b>55</b>	<b>41</b>	<b>74.55</b>

### Shots and Saves



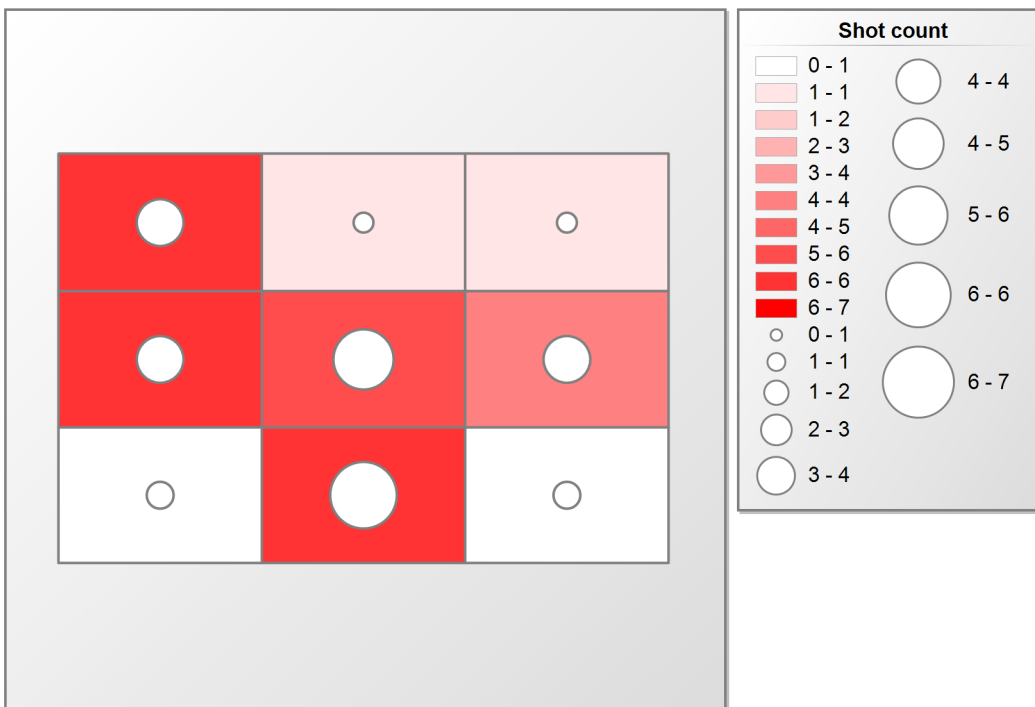
### received Goals and shots






	Defense				Goal received				Total	Saves	Saves in %
	Body	Foot/Leg	Hand/Arm	Total	missed	movement	transferred	Total			
77 Rachel Bertschinger	7	3	15	25	2	1	1	4	29	25	86.21
<b>Total</b>	<b>7</b>	<b>3</b>	<b>15</b>	<b>25</b>	<b>2</b>	<b>1</b>	<b>1</b>	<b>4</b>	<b>29</b>	<b>25</b>	<b>86.21</b>

Shots and Saves

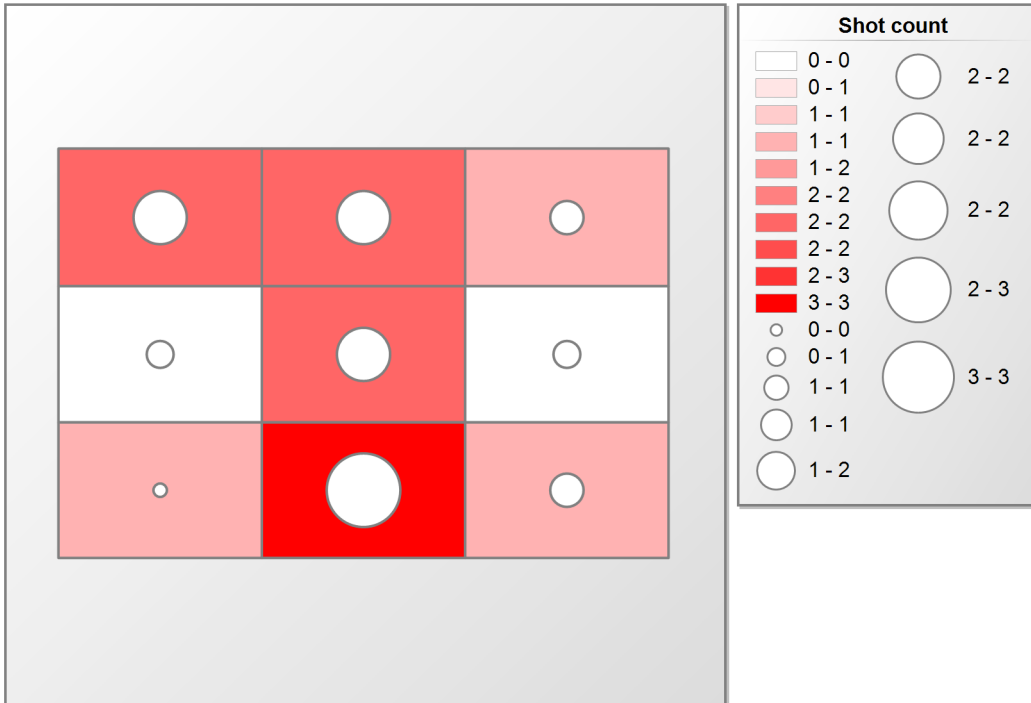


received Goals and shots




	Defense					Goal received		Total	Saves	Saves in %
	Body	Foot/Leg	Hand/Arm	Helmet	Total	missed	Total			
23 Anna Rácz	1	3	6	1	11	1	1	12	11	91.67
<b>Total</b>	<b>1</b>	<b>3</b>	<b>6</b>	<b>1</b>	<b>11</b>	<b>1</b>	<b>1</b>	<b>12</b>	<b>11</b>	<b>91.67</b>

Shots and Saves




received Goals and shots





	Defense				Goal received				Total	Saves	Saves in %
	Body	Foot/Leg	Hand/Arm	Total	between legs	missed	movement	Total			
42 Tanya Putthapipat	4	1	24	29	3	5	3	11	40	29	72.50
<b>Total</b>	<b>4</b>	<b>1</b>	<b>24</b>	<b>29</b>	<b>3</b>	<b>5</b>	<b>3</b>	<b>11</b>	<b>40</b>	<b>29</b>	<b>72.50</b>

Shots and Saves



received Goals and shots

