

# Daily Statistics

## A-Division

May 5, 2018



# Event Statistics

## A-Division

May 2-6, 2018



## Games

02.05.2018 Game	Spectators	in %	Result	Duration
10:00 Germany U19 - Sweden U19	416	4.56	0 : 29	01:53:00
13:00 Czech Republic U19 - Norway U19	334	3.66	9 : 0	01:39:00
16:00 Poland U19 - Finland U19	421	4.62	0 : 7	01:47:00
19:00 Slovakia U19 - Switzerland U19	837	9.18	3 : 3	01:40:00

**Daily average**    **502**    **22.02**

03.05.2018 Game	Spectators	in %	Result	Duration
10:00 Sweden U19 - Norway U19	474	5.20	14 : 2	01:40:00
13:00 Germany U19 - Czech Republic U19	378	4.14	2 : 8	01:44:00
16:00 Slovakia U19 - Poland U19	488	5.35	4 : 5	01:44:00
19:00 Switzerland U19 - Finland U19	927	10.16	4 : 5	01:48:00

**Daily average**    **567**    **24.85**

04.05.2018 Game	Spectators	in %	Result	Duration
10:00 Norway U19 - Germany U19	367	4.02	5 : 0	01:38:00
13:00 Sweden U19 - Czech Republic U19	682	7.48	13 : 2	01:58:00
16:00 Finland U19 - Slovakia U19	393	4.31	6 : 1	01:41:00
19:00 Switzerland U19 - Poland U19	1'291	14.15	2 : 5	01:55:00

**Daily average**    **683**    **29.96**

05.05.2018 Game	Spectators	in %	Result	Duration
10:00 Slovakia U19 - Germany U19	276	3.03	4 : 5	01:51:00
13:00 Finland U19 - Czech Republic U19	495	5.43	4 : 1	01:51:00
16:00 Norway U19 - Switzerland U19	954	10.46	2 : 8	01:53:00
19:00 Sweden U19 - Poland U19	388	4.25	10 : 2	01:54:00

**Daily average**    **528**    **23.17**

06.05.2018 Game	Spectators	in %	Result	Duration
12:00 Poland U19 - Czech Republic U19	0	0.00	0 : 0	
15:00 Sweden U19 - Finland U19	0	0.00	0 : 0	

**Daily average**    **0**    **0.00**

**Event Average**    **507**

Team Statistic	Games	Shots				Goals		Bullies			Penalties		
Team	played	Total	on Goal	% on Goal	Efficiency (%)	scored	in %	Total	won	in %	Total (min)	in %	Total (min eff.)
Czech Republic U19	4	308	129	41.88	15.50	20	12.12	61	43	70.49	8	10.53	00:04:47
Finland U19	4	239	97	40.59	22.68	22	13.33	46	21	45.65	8	10.53	00:06:00
Germany U19	4	119	48	40.34	14.58	7	4.24	76	20	26.32	16	21.05	00:11:07
Norway U19	4	168	70	41.67	12.86	9	5.45	56	9	16.07	4	5.26	00:01:53
Poland U19	4	159	62	38.99	19.35	12	7.27	59	29	49.15	12	15.79	00:10:15
Slovakia U19	4	234	96	41.03	12.50	12	7.27	48	24	50.00	14	18.42	00:12:04
Sweden U19	4	415	199	47.95	33.17	66	40.00	92	66	71.74	0	0.00	00:00:00
Switzerland U19	4	227	80	35.24	21.25	17	10.30	53	37	69.81	14	18.42	00:11:52
		<b>1869</b>	<b>781</b>	<b>41.79</b>	<b>21.13</b>	<b>165</b>		<b>491</b>			<b>76</b>		

## Finland U19



	Goals achieved	Goals get	penalty minutes
Team overview	22	6	8

Player	Games	Plus/Minus					Shots				Goals			Bullies			Penalties	
	played	+	-	balance	+ in %	- in %	Total	on Goal	% on Goal	Efficiency (%)	scored	Assists	in %	Total	won	in %	Total (min)	in %
9 Hautojärvi Elina	4	7	1	6	31.82	16.67	25	7	28.00	42.86	3	2	13.64	0	0	0.00	0	0.00
10 Levälampi Anniina	4	9	2	7	40.91	33.33	14	6	42.86	50.00	3	0	13.64	0	0	0.00	4	50.00
22 Kylmäluoma Elli	4	5	3	2	22.73	50.00	13	7	53.85	42.86	3	0	13.64	9	5	55.56	0	0.00
11 Latvala Iina	4	5	2	3	22.73	33.33	11	6	54.55	33.33	2	1	9.09	1	1	100.00	0	0.00
6 Paajanen Maura	4	7	0	7	31.82	0.00	16	7	43.75	28.57	2	1	9.09	5	1	20.00	0	0.00
17 Torkki Jenni	4	6	0	6	27.27	0.00	25	8	32.00	25.00	2	1	9.09	4	0	0.00	0	0.00
5 Rastas Milja-Maaria	4	5	2	3	22.73	33.33	11	7	63.64	14.29	1	2	4.55	0	0	0.00	0	0.00
16 Taivaloja Jenna	4	6	2	4	27.27	33.33	22	8	36.36	12.50	1	2	4.55	0	0	0.00	0	0.00
14 Selinummi Annu	4	6	1	5	27.27	16.67	5	3	60.00	0.00	0	3	0.00	1	0	0.00	0	0.00
23 Sotala Juuliana	4	7	3	4	31.82	50.00	14	4	28.57	0.00	0	3	0.00	1	1	100.00	0	0.00
13 Saarikoski Milja	4	7	2	5	31.82	33.33	5	2	40.00	50.00	1	1	4.55	9	7	77.78	0	0.00
21 Ranta Salla	4	11	1	10	50.00	16.67	13	5	38.46	20.00	1	1	4.55	0	0	0.00	0	0.00
3 Järvinen Jasmiina	4	6	3	3	27.27	50.00	19	5	26.32	0.00	0	2	0.00	0	0	0.00	4	50.00
18 Lindström Matilda	4	8	2	6	36.36	33.33	10	3	30.00	0.00	0	2	0.00	0	0	0.00	0	0.00
4 Nordman Taru	3	2	1	1	9.09	16.67	9	4	44.44	25.00	1	0	4.55	6	1	16.67	0	0.00
7 Grönroos Jannike	4	6	2	4	27.27	33.33	8	4	50.00	25.00	1	0	4.55	1	0	0.00	0	0.00
19 Virkkunen Jonna	4	6	1	5	27.27	16.67	14	8	57.14	12.50	1	0	4.55	9	5	55.56	0	0.00
12 Woivalin Julia	3	1	2	-1	4.55	33.33	4	2	50.00	0.00	0	0	0.00	0	0	0.00	0	0.00
20 Rantanen Noora	2	0	0	0	0.00	0.00	0	0	0.00	0.00	0	0	0.00	0	0	0.00	0	0.00
							<b>238</b>	<b>96</b>	<b>40.34</b>	<b>22.92</b>				<b>46</b>	<b>21</b>	<b>45.65</b>	<b>8</b>	



## Finland U19

bar	0	0.00 %	bar	1	5.26 %	bar	0	0.00 %
missed	0	0.00 %	blocked	3	15.79 %	missed	0	0.00 %
on goal	0	0.00 %	missed	3	15.79 %	blocked	1	50.00 %
blocked	1	100.00 %	on goal	12	63.16 %	on goal	1	50.00 %
<b>Shots</b>	<b>1</b>	<b>0.42 %</b>	<b>Shots</b>	<b>19</b>	<b>7.95 %</b>	<b>Shots</b>	<b>2</b>	<b>0.84 %</b>
<b>Scores</b>	<b>0</b>	<b>0.00 %</b>	<b>Scores</b>	<b>5</b>	<b>22.73 %</b>	<b>Scores</b>	<b>0</b>	<b>0.00 %</b>

bar	1	2.86 %	bar	1	1.43 %	bar	3	5.77 %
missed	6	17.14 %	missed	12	17.14 %	missed	13	25.00 %
on goal	13	37.14 %	blocked	19	27.14 %	blocked	16	30.77 %
blocked	15	42.86 %	on goal	38	54.29 %	on goal	20	38.46 %
<b>Shots</b>	<b>35</b>	<b>14.64 %</b>	<b>Shots</b>	<b>70</b>	<b>29.29 %</b>	<b>Shots</b>	<b>52</b>	<b>21.76 %</b>
<b>Scores</b>	<b>2</b>	<b>9.09 %</b>	<b>Scores</b>	<b>9</b>	<b>40.91 %</b>	<b>Scores</b>	<b>4</b>	<b>18.18 %</b>

bar	2	11.11 %	bar	0	0.00 %	bar	2	18.18 %
missed	4	22.22 %	on goal	7	22.58 %	on goal	2	18.18 %
on goal	4	22.22 %	missed	8	25.81 %	blocked	3	27.27 %
blocked	8	44.44 %	blocked	16	51.61 %	missed	4	36.36 %
<b>Shots</b>	<b>18</b>	<b>7.53 %</b>	<b>Shots</b>	<b>31</b>	<b>12.97 %</b>	<b>Shots</b>	<b>11</b>	<b>4.60 %</b>
<b>Scores</b>	<b>0</b>	<b>0.00 %</b>	<b>Scores</b>	<b>1</b>	<b>4.55 %</b>	<b>Scores</b>	<b>1</b>	<b>4.55 %</b>

bar	10	4.18 %
missed	50	20.92 %
blocked	82	34.31 %
on goal	97	40.59 %
<b>Shots</b>	<b>239</b>	
<b>Scores</b>	<b>22</b>	

Total on Goal	0	Total on Goal	12	Total on Goal	1
Total Shots	1	Total Shots	19	Total Shots	2
Total Scores	0	Total Scores	5	Total Scores	0
<b>Precision</b>	<b>0.00 %</b>	<b>Precision</b>	<b>63.16 %</b>	<b>Precision</b>	<b>50.00 %</b>
<b>Efficiency</b>	<b>NaN</b>	<b>Efficiency</b>	<b>41.67 %</b>	<b>Efficiency</b>	<b>0.00 %</b>

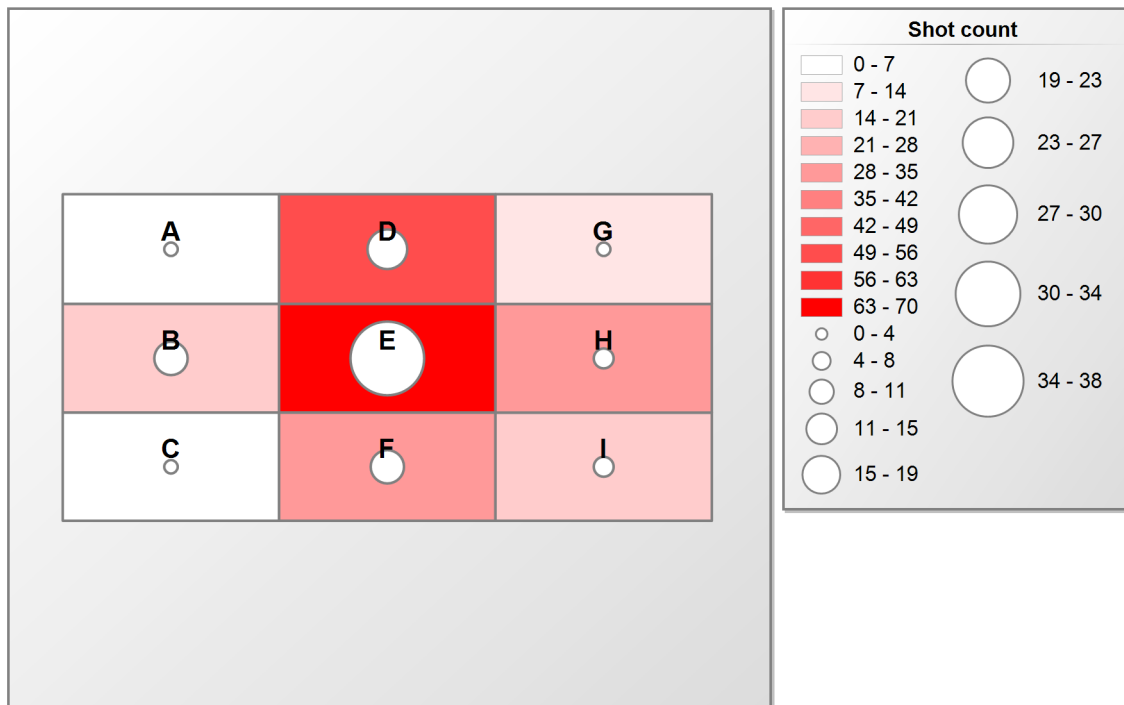
Total on Goal	13	Total on Goal	38	Total on Goal	20
Total Shots	35	Total Shots	70	Total Shots	52
Total Scores	2	Total Scores	9	Total Scores	4
<b>Precision</b>	<b>37.14 %</b>	<b>Precision</b>	<b>54.29 %</b>	<b>Precision</b>	<b>38.46 %</b>
<b>Efficiency</b>	<b>15.38 %</b>	<b>Efficiency</b>	<b>23.68 %</b>	<b>Efficiency</b>	<b>20.00 %</b>

Total on Goal	4	Total on Goal	7	Total on Goal	2
Total Shots	18	Total Shots	31	Total Shots	11
Total Scores	0	Total Scores	1	Total Scores	1
<b>Precision</b>	<b>22.22 %</b>	<b>Precision</b>	<b>22.58 %</b>	<b>Precision</b>	<b>18.18 %</b>
<b>Efficiency</b>	<b>0.00 %</b>	<b>Efficiency</b>	<b>14.29 %</b>	<b>Efficiency</b>	<b>50.00 %</b>

Total on Goal	97
Total Shots	239
Total Scores	22
<b>Precision</b>	<b>40.59 %</b>
<b>Efficiency</b>	<b>22.68 %</b>



## Short distribution and shots on goal



Zone (Fields)	A	B	C	D	E	F	G	H	I	Total
Total	2	19	1	51	70	35	11	31	18	238
on Goal (Circles)	1	12	0	19	38	13	2	7	4	96

## Sweden U19



	Goals achieved	Goals get	penalty minutes
Team overview	66	6	0

Player	Games	Plus/Minus					Shots				Goals			Bullies			Penalties	
	played	+	-	balance	+ in %	- in %	Total	on Goal	% on Goal	Efficiency (%)	scored	Assists	in %	Total	won	in %	Total (min)	in %
18 Johansson Wilma	4	23	3	20	34.85	50.00	38	24	63.16	25.00	6	12	9.09	6	3	50.00	0	0.00
12 Bäckstedt Ellen	4	21	3	18	31.82	50.00	37	19	51.35	52.63	10	5	15.15	0	0	0.00	0	0.00
16 Ljunggren Amanda	4	20	2	18	30.30	33.33	36	20	55.56	20.00	4	10	6.06	1	0	0.00	0	0.00
17 Stenberg Emma	4	24	1	23	36.36	16.67	58	23	39.66	43.48	10	3	15.15	4	2	50.00	0	0.00
11 Swahn Frida	4	20	3	17	30.30	50.00	38	20	52.63	45.00	9	3	13.64	5	2	40.00	0	0.00
21 Gustafsson Moa	4	16	1	15	24.24	16.67	46	29	63.04	24.14	7	4	10.61	1	0	0.00	0	0.00
3 Svensson Alicia	4	9	1	8	13.64	16.67	8	5	62.50	40.00	2	5	3.03	0	0	0.00	0	0.00
7 Ternér Alexandra	4	17	1	16	25.76	16.67	38	13	34.21	38.46	5	1	7.58	3	2	66.67	0	0.00
44 Carlsson Lisa	4	16	1	15	24.24	16.67	19	4	21.05	75.00	3	2	4.55	18	15	83.33	0	0.00
5 Elm Cajsa	4	21	3	18	31.82	50.00	16	10	62.50	20.00	2	3	3.03	20	17	85.00	0	0.00
10 Rundfloen Vilde	4	26	2	24	39.39	33.33	9	5	55.56	40.00	2	2	3.03	18	12	66.67	0	0.00
8 Boric Svård Sandra	4	14	1	13	21.21	16.67	17	7	41.18	28.57	2	2	3.03	1	0	0.00	0	0.00
15 Svarfvar Lisa	4	14	0	14	21.21	0.00	15	5	33.33	0.00	0	4	0.00	5	4	80.00	0	0.00
6 Stenvall Jonna	4	10	2	8	15.15	33.33	16	7	43.75	42.86	3	0	4.55	0	0	0.00	0	0.00
2 Wilhelmsson Linnéa	4	24	2	22	36.36	33.33	12	7	58.33	0.00	0	3	0.00	0	0	0.00	0	0.00
24 Hjertberg Natalie	4	8	0	8	12.12	0.00	3	0	0.00	0.00	0	2	0.00	10	9	90.00	0	0.00
36 Karlsson Madeleine	4	21	3	18	31.82	50.00	6	1	16.67	100.00	1	0	1.52	0	0	0.00	0	0.00
4 Näslund Julia	4	14	1	13	21.21	16.67	3	0	0.00	0.00	0	0	0.00	0	0	0.00	0	0.00
							<b>415</b>	<b>199</b>	<b>47.95</b>	<b>33.17</b>				<b>92</b>	<b>66</b>	<b>71.74</b>	<b>0</b>	





## Sweden U19

missed	0	0.00 %	bar	0	0.00 %	bar	1	20.00 %
bar	1	20.00 %	missed	6	8.82 %	missed	1	20.00 %
blocked	1	20.00 %	blocked	16	23.53 %	on goal	1	20.00 %
on goal	3	60.00 %	on goal	46	67.65 %	blocked	2	40.00 %
<b>Shots</b>	<b>5</b>	<b>1.20 %</b>	<b>Shots</b>	<b>68</b>	<b>16.39 %</b>	<b>Shots</b>	<b>5</b>	<b>1.20 %</b>
<b>Scores</b>	<b>1</b>	<b>1.52 %</b>	<b>Scores</b>	<b>19</b>	<b>28.79 %</b>	<b>Scores</b>	<b>0</b>	<b>0.00 %</b>

bar	3	5.26 %	bar	3	1.63 %	bar	2	3.85 %
missed	13	22.81 %	missed	29	15.76 %	blocked	13	25.00 %
blocked	19	33.33 %	blocked	59	32.07 %	missed	16	30.77 %
on goal	22	38.60 %	on goal	93	50.54 %	on goal	21	40.38 %
<b>Shots</b>	<b>57</b>	<b>13.73 %</b>	<b>Shots</b>	<b>184</b>	<b>44.34 %</b>	<b>Shots</b>	<b>52</b>	<b>12.53 %</b>
<b>Scores</b>	<b>5</b>	<b>7.58 %</b>	<b>Scores</b>	<b>37</b>	<b>56.06 %</b>	<b>Scores</b>	<b>4</b>	<b>6.06 %</b>

bar	0	0.00 %	bar	0	0.00 %	bar	0	0.00 %
missed	0	0.00 %	missed	3	10.34 %	missed	0	0.00 %
on goal	3	30.00 %	on goal	8	27.59 %	on goal	2	40.00 %
blocked	7	70.00 %	blocked	18	62.07 %	blocked	3	60.00 %
<b>Shots</b>	<b>10</b>	<b>2.41 %</b>	<b>Shots</b>	<b>29</b>	<b>6.99 %</b>	<b>Shots</b>	<b>5</b>	<b>1.20 %</b>
<b>Scores</b>	<b>0</b>	<b>0.00 %</b>	<b>Scores</b>	<b>0</b>	<b>0.00 %</b>	<b>Scores</b>	<b>0</b>	<b>0.00 %</b>

bar	10	2.41 %
missed	68	16.39 %
blocked	138	33.25 %
on goal	199	47.95 %
<b>Shots</b>	<b>415</b>	
<b>Scores</b>	<b>66</b>	

Total on Goal	3	Total on Goal	46	Total on Goal	1
Total Shots	5	Total Shots	68	Total Shots	5
Total Scores	1	Total Scores	19	Total Scores	0
<b>Precision</b>	<b>60.00 %</b>	<b>Precision</b>	<b>67.65 %</b>	<b>Precision</b>	<b>20.00 %</b>
<b>Efficiency</b>	<b>33.33 %</b>	<b>Efficiency</b>	<b>41.30 %</b>	<b>Efficiency</b>	<b>0.00 %</b>


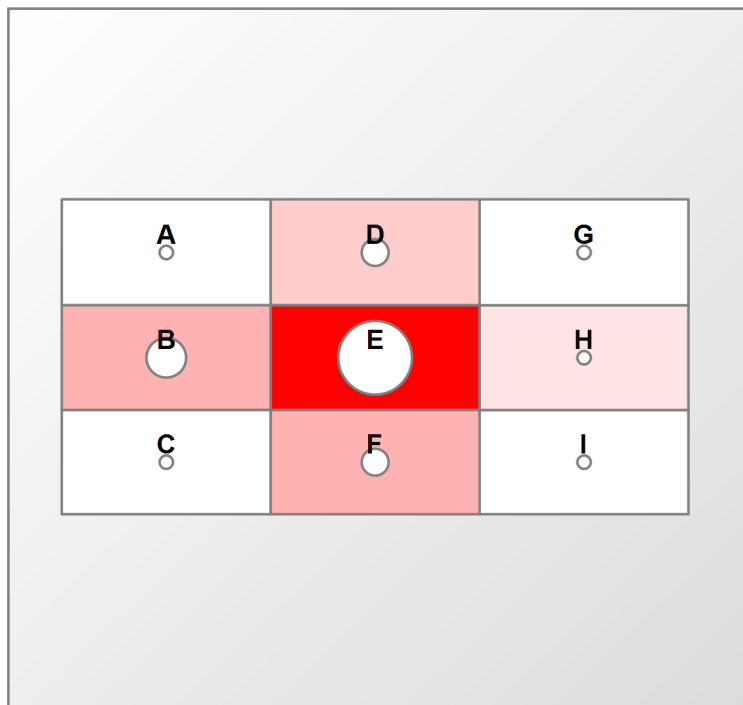
Total on Goal	22	Total on Goal	93	Total on Goal	21
Total Shots	57	Total Shots	184	Total Shots	52
Total Scores	5	Total Scores	37	Total Scores	4
<b>Precision</b>	<b>38.60 %</b>	<b>Precision</b>	<b>50.54 %</b>	<b>Precision</b>	<b>40.38 %</b>
<b>Efficiency</b>	<b>22.73 %</b>	<b>Efficiency</b>	<b>39.78 %</b>	<b>Efficiency</b>	<b>19.05 %</b>

Total on Goal	3	Total on Goal	8	Total on Goal	2
Total Shots	10	Total Shots	29	Total Shots	5
Total Scores	0	Total Scores	0	Total Scores	0
<b>Precision</b>	<b>30.00 %</b>	<b>Precision</b>	<b>27.59 %</b>	<b>Precision</b>	<b>40.00 %</b>
<b>Efficiency</b>	<b>0.00 %</b>	<b>Efficiency</b>	<b>0.00 %</b>	<b>Efficiency</b>	<b>0.00 %</b>

Total on Goal	199
Total Shots	415
Total Scores	66
<b>Precision</b>	<b>47.95 %</b>
<b>Efficiency</b>	<b>33.17 %</b>



## Short distribution and shots on goal



Zone (Fields)	A	B	C	D	E	F	G	H	I	Total
Total	5	68	5	52	184	57	5	29	10	415
on Goal (Circles)	1	46	3	21	93	22	2	8	3	199

## Czech Republic U19



	Goals achieved	Goals get	penalty minutes
Team overview	20	19	8

Player	Games played	Plus/Minus					Shots				Goals			Bullies			Penalties	
		+	-	balance	+ in %	- in %	Total	on Goal	% on Goal	Efficiency (%)	scored	Assists	in %	Total	won	in %	Total (min)	in %
20 Husková Barbora	4	8	9	-1	40.00	47.37	34	15	44.12	33.33	5	3	25.00	1	1	100.00	0	0.00
17 Cholinská Lucie	4	8	3	5	40.00	15.79	25	17	68.00	23.53	4	1	20.00	0	0	0.00	0	0.00
14 Planková Eliška	4	7	9	-2	35.00	47.37	21	8	38.10	25.00	2	2	10.00	0	0	0.00	0	0.00
19 Pekárková Nikol	4	7	5	2	35.00	26.32	35	14	40.00	14.29	2	2	10.00	25	15	60.00	2	25.00
3 Jurečková Eliška	4	6	7	-1	30.00	36.84	17	6	35.29	33.33	2	1	10.00	1	1	100.00	0	0.00
4 Kubečková Michaela	4	6	10	-4	30.00	52.63	24	13	54.17	7.69	1	2	5.00	17	14	82.35	0	0.00
23 Faltusová Lenka	4	5	7	-2	25.00	36.84	32	10	31.25	20.00	2	0	10.00	0	0	0.00	0	0.00
22 Otcovská Kristýna	4	4	3	1	20.00	15.79	9	7	77.78	14.29	1	0	5.00	0	0	0.00	0	0.00
10 Želízková Lucie	4	5	5	0	25.00	26.32	18	8	44.44	0.00	0	1	0.00	7	3	42.86	0	0.00
11 Sedláčková Barbora	4	4	2	2	20.00	10.53	3	1	33.33	0.00	0	1	0.00	0	0	0.00	0	0.00
12 Řezáčová Lucie	4	3	1	2	15.00	5.26	19	8	42.11	0.00	0	1	0.00	0	0	0.00	0	0.00
16 Šebestová Petra	4	4	4	0	20.00	21.05	13	4	30.77	0.00	0	1	0.00	1	1	100.00	0	0.00
2 Beránková Vendula	4	7	4	3	35.00	21.05	27	6	22.22	0.00	0	0	0.00	0	0	0.00	2	25.00
5 Vrlíková Markéta	4	2	2	0	10.00	10.53	9	3	33.33	0.00	0	0	0.00	5	4	80.00	0	0.00
6 Kolářová Markéta	4	5	5	0	25.00	26.32	4	1	25.00	0.00	0	0	0.00	0	0	0.00	2	25.00
9 Malecká Petra	4	8	4	4	40.00	21.05	7	5	71.43	0.00	0	0	0.00	0	0	0.00	0	0.00
15 Novotná Lenka	4	4	3	1	20.00	15.79	5	0	0.00	0.00	0	0	0.00	0	0	0.00	2	25.00
18 Svačinová Markéta	4	7	12	-5	35.00	63.16	6	3	50.00	0.00	0	0	0.00	4	4	100.00	0	0.00
							<b>308</b>	<b>129</b>	<b>41.88</b>	<b>14.73</b>				<b>61</b>	<b>43</b>	<b>70.49</b>	<b>8</b>	



## Czech Republic U19

bar	0	0.00 %	bar	0	0.00 %	bar	0	0.00 %
blocked	0	0.00 %	blocked	2	9.09 %	blocked	1	25.00 %
missed	1	16.67 %	missed	5	22.73 %	on goal	1	25.00 %
on goal	5	83.33 %	on goal	15	68.18 %	missed	2	50.00 %
<b>Shots</b>	<b>6</b>	<b>1.95 %</b>	<b>Shots</b>	<b>22</b>	<b>7.14 %</b>	<b>Shots</b>	<b>4</b>	<b>1.30 %</b>
<b>Scores</b>	<b>0</b>	<b>0.00 %</b>	<b>Scores</b>	<b>2</b>	<b>10.00 %</b>	<b>Scores</b>	<b>0</b>	<b>0.00 %</b>

bar	2	4.00 %	bar	2	1.94 %	bar	3	5.45 %
blocked	9	18.00 %	missed	19	18.45 %	blocked	16	29.09 %
missed	18	36.00 %	blocked	31	30.10 %	missed	17	30.91 %
on goal	21	42.00 %	on goal	51	49.51 %	on goal	19	34.55 %
<b>Shots</b>	<b>50</b>	<b>16.23 %</b>	<b>Shots</b>	<b>103</b>	<b>33.44 %</b>	<b>Shots</b>	<b>55</b>	<b>17.86 %</b>
<b>Scores</b>	<b>2</b>	<b>10.00 %</b>	<b>Scores</b>	<b>11</b>	<b>55.00 %</b>	<b>Scores</b>	<b>2</b>	<b>10.00 %</b>

bar	0	0.00 %	bar	1	2.86 %	bar	0	0.00 %
on goal	4	20.00 %	missed	6	17.14 %	missed	3	23.08 %
missed	6	30.00 %	on goal	10	28.57 %	on goal	3	23.08 %
blocked	10	50.00 %	blocked	18	51.43 %	blocked	7	53.85 %
<b>Shots</b>	<b>20</b>	<b>6.49 %</b>	<b>Shots</b>	<b>35</b>	<b>11.36 %</b>	<b>Shots</b>	<b>13</b>	<b>4.22 %</b>
<b>Scores</b>	<b>1</b>	<b>5.00 %</b>	<b>Scores</b>	<b>2</b>	<b>10.00 %</b>	<b>Scores</b>	<b>0</b>	<b>0.00 %</b>

bar	8	2.60 %
missed	77	25.00 %
blocked	94	30.52 %
on goal	129	41.88 %
<b>Shots</b>	<b>308</b>	
<b>Scores</b>	<b>20</b>	

Total on Goal	5	Total on Goal	15	Total on Goal	1
Total Shots	6	Total Shots	22	Total Shots	4
Total Scores	0	Total Scores	2	Total Scores	0
<b>Precision</b>	<b>83.33 %</b>	<b>Precision</b>	<b>68.18 %</b>	<b>Precision</b>	<b>25.00 %</b>
<b>Efficiency</b>	<b>0.00 %</b>	<b>Efficiency</b>	<b>13.33 %</b>	<b>Efficiency</b>	<b>0.00 %</b>

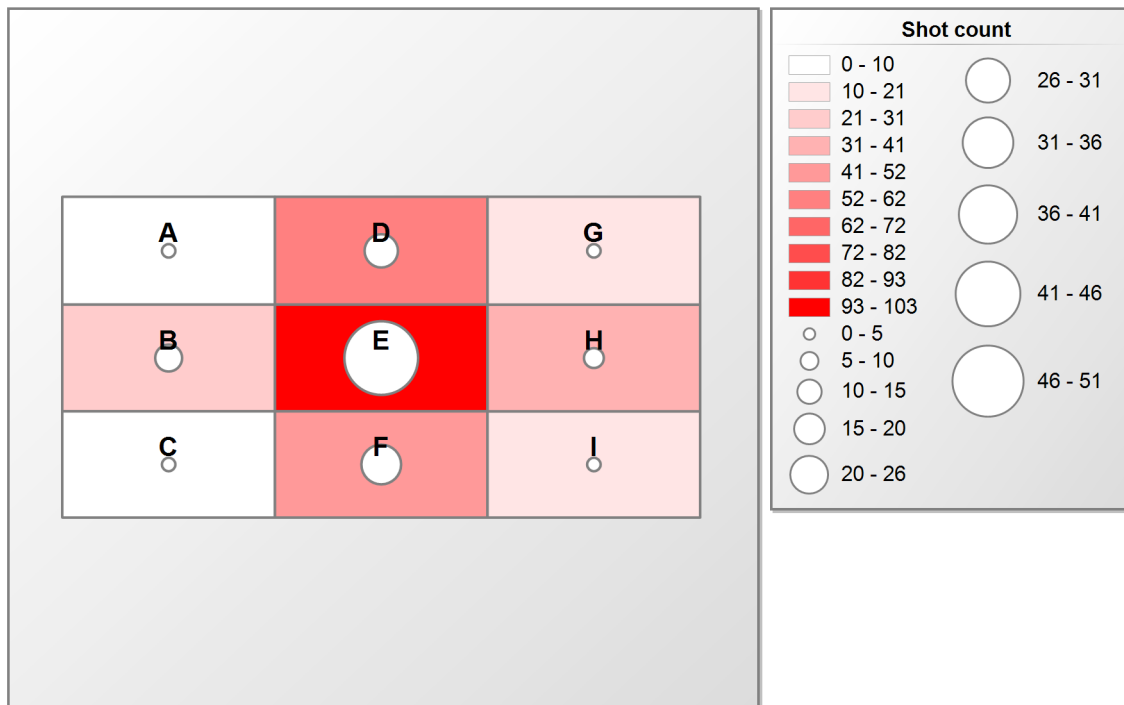
Total on Goal	21	Total on Goal	51	Total on Goal	19
Total Shots	50	Total Shots	103	Total Shots	55
Total Scores	2	Total Scores	11	Total Scores	2
<b>Precision</b>	<b>42.00 %</b>	<b>Precision</b>	<b>49.51 %</b>	<b>Precision</b>	<b>34.55 %</b>
<b>Efficiency</b>	<b>9.52 %</b>	<b>Efficiency</b>	<b>21.57 %</b>	<b>Efficiency</b>	<b>10.53 %</b>

Total on Goal	4	Total on Goal	10	Total on Goal	3
Total Shots	20	Total Shots	35	Total Shots	13
Total Scores	1	Total Scores	2	Total Scores	0
<b>Precision</b>	<b>20.00 %</b>	<b>Precision</b>	<b>28.57 %</b>	<b>Precision</b>	<b>23.08 %</b>
<b>Efficiency</b>	<b>25.00 %</b>	<b>Efficiency</b>	<b>20.00 %</b>	<b>Efficiency</b>	<b>0.00 %</b>

Total on Goal	129
Total Shots	308
Total Scores	20
<b>Precision</b>	<b>41.88 %</b>
<b>Efficiency</b>	<b>15.50 %</b>



## Short distribution and shots on goal



Zone (Fields)	A	B	C	D	E	F	G	H	I	Total
Total	4	22	6	55	103	50	13	35	20	308
on Goal (Circles)	1	15	5	19	51	21	3	10	4	129

## Switzerland U19



	Goals achieved	Goals get	penalty minutes
Team overview	17	15	14

Player	Games played	Plus/Minus					Shots				Goals			Bullies			Penalties	
		+	-	balance	+ in %	- in %	Total	on Goal	% on Goal	Efficiency (%)	scored	Assists	in %	Total	won	in %	Total (min)	in %
19 Wildermuth Andrea	4	9	1	8	52.94	6.67	40	14	35.00	35.71	5	2	29.41	27	20	74.07	4	28.57
31 Rensch Luana	4	9	4	5	52.94	26.67	14	1	7.14	0.00	0	4	0.00	2	1	50.00	2	14.29
22 Capatt Nicole	4	4	1	3	23.53	6.67	24	7	29.17	42.86	3	0	17.65	0	0	0.00	0	0.00
21 Kuhn Carola	4	6	9	-3	35.29	60.00	30	9	30.00	33.33	3	0	17.65	1	1	100.00	0	0.00
15 Brunner Melea	4	6	2	4	35.29	13.33	1	0	0.00	0.00	0	3	0.00	1	0	0.00	0	0.00
11 Bergmann Selma	4	5	6	-1	29.41	40.00	12	7	58.33	28.57	2	0	11.76	2	0	0.00	0	0.00
6 Frei Deborah	4	4	10	-6	23.53	66.67	29	12	41.38	16.67	2	0	11.76	1	1	100.00	2	14.29
24 Meyer Annique	4	4	7	-3	23.53	46.67	15	6	40.00	16.67	1	1	5.88	6	4	66.67	0	0.00
13 Bichsel Ronja	4	3	3	0	17.65	20.00	15	8	53.33	12.50	1	1	5.88	0	0	0.00	4	28.57
4 Wüthrich Lara	4	6	9	-3	35.29	60.00	4	2	50.00	0.00	0	2	0.00	0	0	0.00	0	0.00
7 Rieder Rahel	4	3	8	-5	17.65	53.33	9	6	66.67	0.00	0	1	0.00	11	8	72.73	0	0.00
23 Lenz Viviane	4	2	0	2	11.76	0.00	1	1	100.00	0.00	0	1	0.00	0	0	0.00	2	14.29
25 Brünn Iris	4	5	2	3	29.41	13.33	7	1	14.29	0.00	0	1	0.00	0	0	0.00	0	0.00
3 Cotti Luisa	4	6	4	2	35.29	26.67	7	1	14.29	0.00	0	0	0.00	1	1	100.00	0	0.00
5 Danuser Livia	4	2	4	-2	11.76	26.67	3	1	33.33	0.00	0	0	0.00	0	0	0.00	0	0.00
14 Eggel Sandrine	4	3	4	-1	17.65	26.67	2	0	0.00	0.00	0	0	0.00	0	0	0.00	0	0.00
16 Wenger Karin	4	9	1	8	52.94	6.67	13	3	23.08	0.00	0	0	0.00	1	1	100.00	0	0.00
28 Kessler Luzia	4	1	0	1	5.88	0.00	1	1	100.00	0.00	0	0	0.00	0	0	0.00	0	0.00
							<b>227</b>	<b>80</b>	<b>35.24</b>	<b>21.25</b>				<b>53</b>	<b>37</b>	<b>69.81</b>	<b>14</b>	



## Switzerland U19

bar	0	0.00 %	bar	0	0.00 %	bar	0	0.00 %
blocked	0	0.00 %	blocked	2	11.11 %	blocked	0	0.00 %
on goal	1	33.33 %	missed	4	22.22 %	missed	0	0.00 %
missed	2	66.67 %	on goal	12	66.67 %	on goal	2	100.00 %
<b>Shots</b>	<b>3</b>	<b>1.32 %</b>	<b>Shots</b>	<b>18</b>	<b>7.93 %</b>	<b>Shots</b>	<b>2</b>	<b>0.88 %</b>
<b>Scores</b>	<b>0</b>	<b>0.00 %</b>	<b>Scores</b>	<b>5</b>	<b>29.41 %</b>	<b>Scores</b>	<b>1</b>	<b>5.88 %</b>

bar	2	5.88 %	bar	2	2.86 %	bar	2	4.55 %
missed	3	8.82 %	missed	17	24.29 %	missed	13	29.55 %
on goal	13	38.24 %	on goal	25	35.71 %	on goal	14	31.82 %
blocked	16	47.06 %	blocked	26	37.14 %	blocked	15	34.09 %
<b>Shots</b>	<b>34</b>	<b>14.98 %</b>	<b>Shots</b>	<b>70</b>	<b>30.84 %</b>	<b>Shots</b>	<b>44</b>	<b>19.38 %</b>
<b>Scores</b>	<b>2</b>	<b>11.76 %</b>	<b>Scores</b>	<b>4</b>	<b>23.53 %</b>	<b>Scores</b>	<b>3</b>	<b>17.65 %</b>

bar	0	0.00 %	bar	2	5.71 %	bar	0	0.00 %
missed	0	0.00 %	missed	7	20.00 %	missed	0	0.00 %
on goal	3	25.00 %	on goal	8	22.86 %	on goal	2	22.22 %
blocked	9	75.00 %	blocked	18	51.43 %	blocked	7	77.78 %
<b>Shots</b>	<b>12</b>	<b>5.29 %</b>	<b>Shots</b>	<b>35</b>	<b>15.42 %</b>	<b>Shots</b>	<b>9</b>	<b>3.96 %</b>
<b>Scores</b>	<b>0</b>	<b>0.00 %</b>	<b>Scores</b>	<b>2</b>	<b>11.76 %</b>	<b>Scores</b>	<b>0</b>	<b>0.00 %</b>

bar	8	3.52 %
missed	46	20.26 %
on goal	80	35.24 %
blocked	93	40.97 %
<b>Shots</b>	<b>227</b>	
<b>Scores</b>	<b>17</b>	

Total on Goal	1	Total on Goal	12	Total on Goal	2
Total Shots	3	Total Shots	18	Total Shots	2
Total Scores	0	Total Scores	5	Total Scores	1
<b>Precision</b>	<b>33.33 %</b>	<b>Precision</b>	<b>66.67 %</b>	<b>Precision</b>	<b>100.00 %</b>
<b>Efficiency</b>	<b>0.00 %</b>	<b>Efficiency</b>	<b>41.67 %</b>	<b>Efficiency</b>	<b>50.00 %</b>

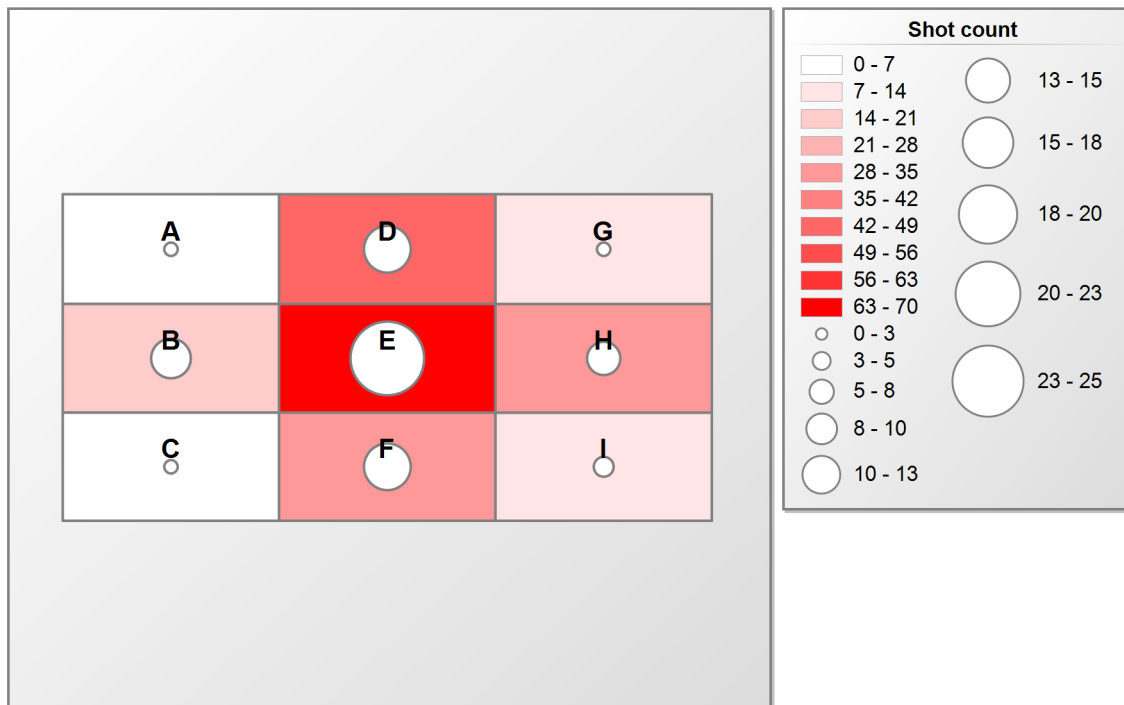
Total on Goal	13	Total on Goal	25	Total on Goal	14
Total Shots	34	Total Shots	70	Total Shots	44
Total Scores	2	Total Scores	4	Total Scores	3
<b>Precision</b>	<b>38.24 %</b>	<b>Precision</b>	<b>35.71 %</b>	<b>Precision</b>	<b>31.82 %</b>
<b>Efficiency</b>	<b>15.38 %</b>	<b>Efficiency</b>	<b>16.00 %</b>	<b>Efficiency</b>	<b>21.43 %</b>

Total on Goal	3	Total on Goal	8	Total on Goal	2
Total Shots	12	Total Shots	35	Total Shots	9
Total Scores	0	Total Scores	2	Total Scores	0
<b>Precision</b>	<b>25.00 %</b>	<b>Precision</b>	<b>22.86 %</b>	<b>Precision</b>	<b>22.22 %</b>
<b>Efficiency</b>	<b>0.00 %</b>	<b>Efficiency</b>	<b>25.00 %</b>	<b>Efficiency</b>	<b>0.00 %</b>

Total on Goal	80
Total Shots	227
Total Scores	17
<b>Precision</b>	<b>35.24 %</b>
<b>Efficiency</b>	<b>21.25 %</b>



## Short distribution and shots on goal



Zone (Fields)	A	B	C	D	E	F	G	H	I	Total
Total	2	18	3	44	70	34	9	35	12	227
on Goal (Circles)	2	12	1	14	25	13	2	8	3	80



## Norway U19



	Goals achieved	Goals get	penalty minutes
Team overview	9	31	4

Player	Games played	Plus/Minus					Shots				Goals			Bullies			Penalties	
		+	-	balance	+ in %	- in %	Total	on Goal	% on Goal	Efficiency (%)	scored	Assists	in %	Total	won	in %	Total (min)	in %
2 Hansen Rikke Ingebrigtli	4	7	13	-6	77.78	41.94	48	24	50.00	29.17	7	0	77.78	1	0	0.00	0	0.00
8 Wolf Marie	4	8	13	-5	88.89	41.94	8	1	12.50	0.00	0	3	0.00	0	0	0.00	0	0.00
23 Norheim Nora Benedicte	4	7	7	0	77.78	22.58	7	3	42.86	33.33	1	0	11.11	0	0	0.00	0	0.00
10 Andreassen Sofie Durban	4	2	11	-9	22.22	35.48	0	0	0.00	0.00	0	1	0.00	9	0	0.00	0	0.00
21 Kristiansen Sofie	4	6	13	-7	66.67	41.94	10	3	30.00	0.00	0	1	0.00	25	6	24.00	0	0.00
3 Sundnes Emilie	4	1	5	-4	11.11	16.13	7	4	57.14	0.00	0	0	0.00	16	2	12.50	0	0.00
4 Andreassen Ingrid Gudmestad	4	0	3	-3	0.00	9.68	2	1	50.00	0.00	0	0	0.00	0	0	0.00	0	0.00
6 Hermansen Frida	4	1	7	-6	11.11	22.58	9	3	33.33	0.00	0	0	0.00	0	0	0.00	0	0.00
7 Ripel Celine	4	2	13	-11	22.22	41.94	25	9	36.00	0.00	0	0	0.00	1	0	0.00	0	0.00
9 Hansen Bertine Aas	4	0	2	-2	0.00	6.45	0	0	0.00	0.00	0	0	0.00	0	0	0.00	0	0.00
11 Sørensen Stina	4	1	13	-12	11.11	41.94	13	8	61.54	0.00	0	0	0.00	0	0	0.00	2	50.00
12 Kristoffersen Maren	4	0	5	-5	0.00	16.13	1	0	0.00	0.00	0	0	0.00	2	0	0.00	0	0.00
14 Craig Sandra	4	8	9	-1	88.89	29.03	3	1	33.33	0.00	0	0	0.00	1	1	100.00	2	50.00
17 Øyvik Tiril Braathen	4	1	13	-12	11.11	41.94	1	1	100.00	0.00	0	0	0.00	0	0	0.00	0	0.00
18 Thorsen Emely	4	0	3	-3	0.00	9.68	10	4	40.00	0.00	0	0	0.00	1	0	0.00	0	0.00
20 Dagestad Eline	4	1	17	-16	11.11	54.84	16	7	43.75	0.00	0	0	0.00	0	0	0.00	0	0.00
24 Unhammer Hedda	4	0	3	-3	0.00	9.68	0	0	0.00	0.00	0	0	0.00	0	0	0.00	0	0.00
28 Walter Hanna Aasheim	4	0	5	-5	0.00	16.13	8	1	12.50	0.00	0	0	0.00	0	0	0.00	0	0.00
99 Fagerhøy Emma	3	0	0	0	0.00	0.00	0	0	0.00	0.00	0	0	0.00	0	0	0.00	0	0.00
							<b>168</b>	<b>70</b>	<b>41.67</b>	<b>11.43</b>				<b>56</b>	<b>9</b>	<b>16.07</b>	<b>4</b>	



## Norway U19

bar	0	0.00 %	bar	0	0.00 %	blocked	0	0.00 %
blocked	0	0.00 %	blocked	0	0.00 %	missed	0	0.00 %
missed	0	0.00 %	missed	1	11.11 %	bar	1	33.33 %
on goal	1	100.00 %	on goal	8	88.89 %	on goal	2	66.67 %
<b>Shots</b>	<b>1</b>	<b>0.60 %</b>	<b>Shots</b>	<b>9</b>	<b>5.36 %</b>	<b>Shots</b>	<b>3</b>	<b>1.79 %</b>
<b>Scores</b>	<b>0</b>	<b>0.00 %</b>	<b>Scores</b>	<b>2</b>	<b>22.22 %</b>	<b>Scores</b>	<b>0</b>	<b>0.00 %</b>

bar	2	6.90 %	bar	0	0.00 %	bar	2	7.69 %
missed	7	24.14 %	missed	7	17.95 %	missed	6	23.08 %
blocked	8	27.59 %	blocked	11	28.21 %	blocked	7	26.92 %
on goal	12	41.38 %	on goal	21	53.85 %	on goal	11	42.31 %
<b>Shots</b>	<b>29</b>	<b>17.26 %</b>	<b>Shots</b>	<b>39</b>	<b>23.21 %</b>	<b>Shots</b>	<b>26</b>	<b>15.48 %</b>
<b>Scores</b>	<b>1</b>	<b>11.11 %</b>	<b>Scores</b>	<b>5</b>	<b>55.56 %</b>	<b>Scores</b>	<b>0</b>	<b>0.00 %</b>

bar	0	0.00 %	bar	0	0.00 %	bar	0	0.00 %
blocked	3	21.43 %	on goal	9	28.13 %	on goal	0	0.00 %
missed	5	35.71 %	blocked	10	31.25 %	missed	7	46.67 %
on goal	6	42.86 %	missed	13	40.63 %	blocked	8	53.33 %
<b>Shots</b>	<b>14</b>	<b>8.33 %</b>	<b>Shots</b>	<b>32</b>	<b>19.05 %</b>	<b>Shots</b>	<b>15</b>	<b>8.93 %</b>
<b>Scores</b>	<b>0</b>	<b>0.00 %</b>	<b>Scores</b>	<b>1</b>	<b>11.11 %</b>	<b>Scores</b>	<b>0</b>	<b>0.00 %</b>

bar	5	2.98 %
missed	46	27.38 %
blocked	47	27.98 %
on goal	70	41.67 %
<b>Shots</b>	<b>168</b>	
<b>Scores</b>	<b>9</b>	

Total on Goal	1	Total on Goal	8	Total on Goal	2
Total Shots	1	Total Shots	9	Total Shots	3
Total Scores	0	Total Scores	2	Total Scores	0
<b>Precision</b>	<b>100.00 %</b>	<b>Precision</b>	<b>88.89 %</b>	<b>Precision</b>	<b>66.67 %</b>
<b>Efficiency</b>	<b>0.00 %</b>	<b>Efficiency</b>	<b>25.00 %</b>	<b>Efficiency</b>	<b>0.00 %</b>

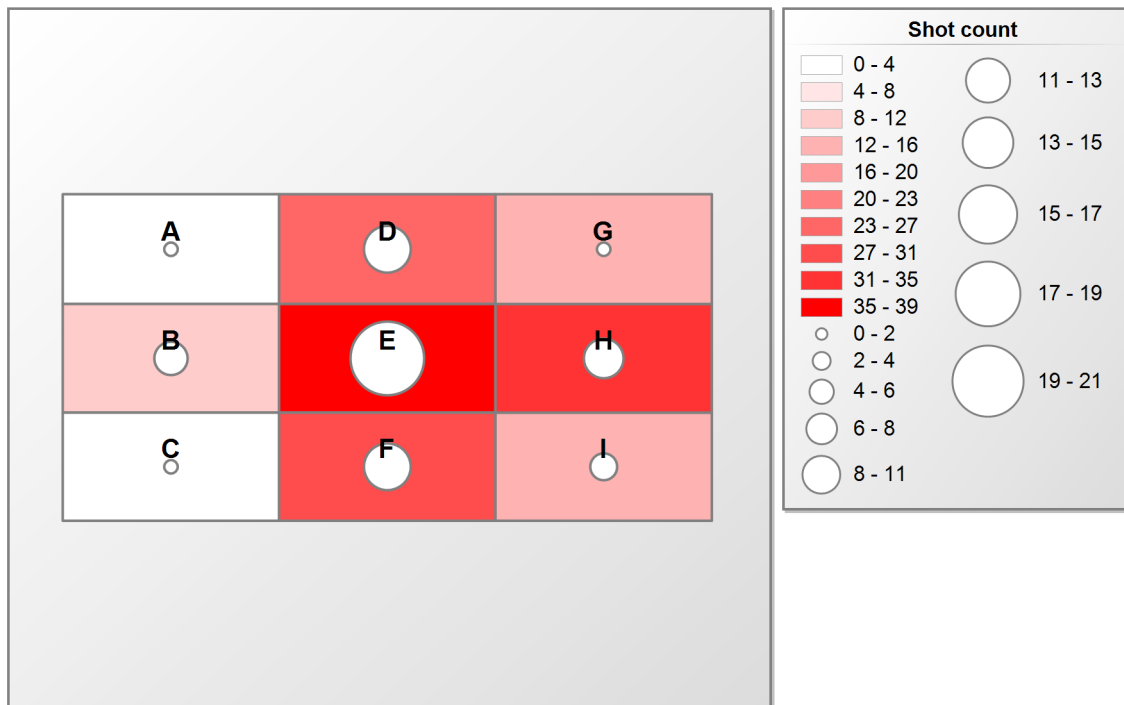
Total on Goal	12	Total on Goal	21	Total on Goal	11
Total Shots	29	Total Shots	39	Total Shots	26
Total Scores	1	Total Scores	5	Total Scores	0
<b>Precision</b>	<b>41.38 %</b>	<b>Precision</b>	<b>53.85 %</b>	<b>Precision</b>	<b>42.31 %</b>
<b>Efficiency</b>	<b>8.33 %</b>	<b>Efficiency</b>	<b>23.81 %</b>	<b>Efficiency</b>	<b>0.00 %</b>

Total on Goal	6	Total on Goal	9	Total on Goal	0
Total Shots	14	Total Shots	32	Total Shots	15
Total Scores	0	Total Scores	1	Total Scores	0
<b>Precision</b>	<b>42.86 %</b>	<b>Precision</b>	<b>28.13 %</b>	<b>Precision</b>	<b>0.00 %</b>
<b>Efficiency</b>	<b>0.00 %</b>	<b>Efficiency</b>	<b>11.11 %</b>	<b>Efficiency</b>	<b>NaN</b>

Total on Goal	70
Total Shots	168
Total Scores	9
<b>Precision</b>	<b>41.67 %</b>
<b>Efficiency</b>	<b>12.86 %</b>



## Short distribution and shots on goal



Zone (Fields)	A	B	C	D	E	F	G	H	I	Total
Total	3	9	1	26	39	29	15	32	14	168
on Goal (Circles)	2	8	1	11	21	12	0	9	6	70

## Germany U19



	Goals achieved	Goals get	penalty minutes
Team overview	7	46	16

Player	Games	Plus/Minus					Shots				Goals			Bullies			Penalties	
	played	+	-	balance	+ in %	- in %	Total	on Goal	% on Goal	Efficiency (%)	scored	Assists	in %	Total	won	in %	Total (min)	in %
9 Jürgens Winona	4	4	17	-13	57.14	36.96	6	4	66.67	75.00	3	0	42.86	2	1	50.00	0	0.00
31 Diesener Julia	4	3	15	-12	42.86	32.61	16	8	50.00	37.50	3	0	42.86	2	0	0.00	2	12.50
10 Best Anna-Lena	4	6	17	-11	85.71	36.96	25	6	24.00	0.00	0	2	0.00	31	10	32.26	0	0.00
5 Baccus Jana	4	4	13	-9	57.14	28.26	9	5	55.56	20.00	1	0	14.29	1	0	0.00	0	0.00
11 Mena König Riana	4	6	17	-11	85.71	36.96	12	5	41.67	0.00	0	1	0.00	0	0	0.00	2	12.50
4 Vogt Leonie	4	0	12	-12	0.00	26.09	2	1	50.00	0.00	0	0	0.00	10	0	0.00	0	0.00
7 Richter Wiebke	4	0	10	-10	0.00	21.74	0	0	0.00	0.00	0	0	0.00	1	1	100.00	2	12.50
8 Drews Annika	4	2	16	-14	28.57	34.78	13	3	23.08	0.00	0	0	0.00	0	0	0.00	0	0.00
12 Spangenberg Anna	4	0	4	-4	0.00	8.70	0	0	0.00	0.00	0	0	0.00	5	3	60.00	0	0.00
13 Berger Nathalie	4	1	13	-12	14.29	28.26	4	3	75.00	0.00	0	0	0.00	1	1	100.00	0	0.00
15 Bröker Elena	3	0	3	-3	0.00	6.52	4	3	75.00	0.00	0	0	0.00	2	1	50.00	0	0.00
16 Bornemann Jana	4	0	7	-7	0.00	15.22	1	0	0.00	0.00	0	0	0.00	0	0	0.00	0	0.00
17 Castillo-Lantigua Madelyn	4	4	15	-11	57.14	32.61	1	1	100.00	0.00	0	0	0.00	0	0	0.00	2	12.50
21 Petersen Hanna	4	0	16	-16	0.00	34.78	5	1	20.00	0.00	0	0	0.00	1	1	100.00	4	25.00
22 Suske Marie-Michelle	4	0	11	-11	0.00	23.91	5	2	40.00	0.00	0	0	0.00	1	0	0.00	0	0.00
44 Böttrich Elena	4	3	13	-10	42.86	28.26	8	3	37.50	0.00	0	0	0.00	0	0	0.00	2	12.50
96 Gittek Imke Friederike	4	1	14	-13	14.29	30.43	0	0	0.00	0.00	0	0	0.00	0	0	0.00	0	0.00
97 Schaub Lara	4	1	15	-14	14.29	32.61	8	3	37.50	0.00	0	0	0.00	19	2	10.53	2	12.50
							<b>119</b>	<b>48</b>	<b>40.34</b>	<b>14.58</b>				<b>76</b>	<b>20</b>	<b>26.32</b>	<b>16</b>	



## Germany U19

bar	0	0.00 %	bar	0	0.00 %	bar	0	0.00 %
blocked	0	0.00 %	blocked	0	0.00 %	blocked	0	0.00 %
missed	0	0.00 %	missed	0	0.00 %	missed	0	0.00 %
on goal	0	0.00 %	on goal	2	100.00 %	on goal	2	100.00 %
<b>Shots</b>	<b>0</b>	<b>0.00 %</b>	<b>Shots</b>	<b>2</b>	<b>1.68 %</b>	<b>Shots</b>	<b>2</b>	<b>1.68 %</b>
<b>Scores</b>	<b>0</b>	<b>0.00 %</b>	<b>Scores</b>	<b>1</b>	<b>14.29 %</b>	<b>Scores</b>	<b>0</b>	<b>0.00 %</b>

bar	0	0.00 %	bar	0	0.00 %	bar	1	3.45 %
blocked	5	31.25 %	missed	2	13.33 %	on goal	8	27.59 %
missed	5	31.25 %	blocked	3	20.00 %	blocked	10	34.48 %
on goal	6	37.50 %	on goal	10	66.67 %	missed	10	34.48 %
<b>Shots</b>	<b>16</b>	<b>13.45 %</b>	<b>Shots</b>	<b>15</b>	<b>12.61 %</b>	<b>Shots</b>	<b>29</b>	<b>24.37 %</b>
<b>Scores</b>	<b>0</b>	<b>0.00 %</b>	<b>Scores</b>	<b>4</b>	<b>57.14 %</b>	<b>Scores</b>	<b>2</b>	<b>28.57 %</b>

bar	0	0.00 %	bar	1	3.57 %	bar	0	0.00 %
missed	2	16.67 %	missed	8	28.57 %	on goal	3	20.00 %
blocked	3	25.00 %	blocked	9	32.14 %	blocked	6	40.00 %
on goal	7	58.33 %	on goal	10	35.71 %	missed	6	40.00 %
<b>Shots</b>	<b>12</b>	<b>10.08 %</b>	<b>Shots</b>	<b>28</b>	<b>23.53 %</b>	<b>Shots</b>	<b>15</b>	<b>12.61 %</b>
<b>Scores</b>	<b>0</b>	<b>0.00 %</b>	<b>Scores</b>	<b>0</b>	<b>0.00 %</b>	<b>Scores</b>	<b>0</b>	<b>0.00 %</b>

bar	2	1.68 %
missed	33	27.73 %
blocked	36	30.25 %
on goal	48	40.34 %
<b>Shots</b>	<b>119</b>	
<b>Scores</b>	<b>7</b>	

Total on Goal	0	Total on Goal	2	Total on Goal	2
Total Shots	0	Total Shots	2	Total Shots	2
Total Scores	0	Total Scores	1	Total Scores	0
<b>Precision</b>	<b>NaN</b>	<b>Precision</b>	<b>100.00 %</b>	<b>Precision</b>	<b>100.00 %</b>
<b>Efficiency</b>	<b>NaN</b>	<b>Efficiency</b>	<b>50.00 %</b>	<b>Efficiency</b>	<b>0.00 %</b>

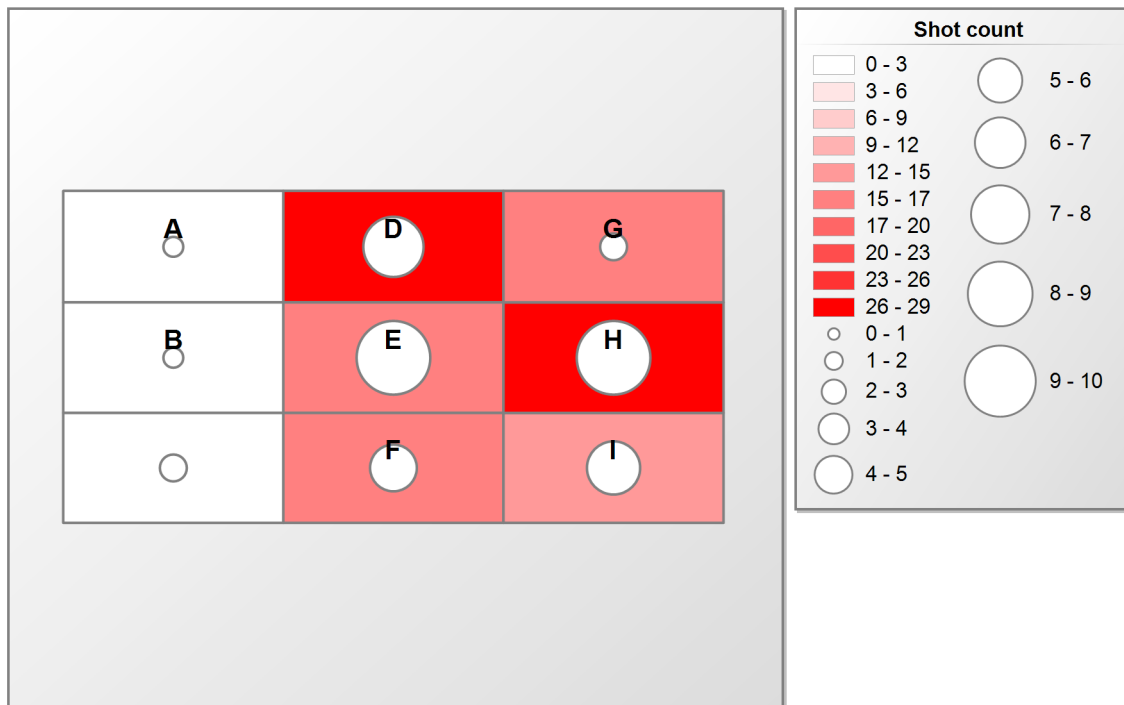
Total on Goal	6	Total on Goal	10	Total on Goal	8
Total Shots	16	Total Shots	15	Total Shots	29
Total Scores	0	Total Scores	4	Total Scores	2
<b>Precision</b>	<b>37.50 %</b>	<b>Precision</b>	<b>66.67 %</b>	<b>Precision</b>	<b>27.59 %</b>
<b>Efficiency</b>	<b>0.00 %</b>	<b>Efficiency</b>	<b>40.00 %</b>	<b>Efficiency</b>	<b>25.00 %</b>

Total on Goal	7	Total on Goal	10	Total on Goal	3
Total Shots	12	Total Shots	28	Total Shots	15
Total Scores	0	Total Scores	0	Total Scores	0
<b>Precision</b>	<b>58.33 %</b>	<b>Precision</b>	<b>35.71 %</b>	<b>Precision</b>	<b>20.00 %</b>
<b>Efficiency</b>	<b>0.00 %</b>	<b>Efficiency</b>	<b>0.00 %</b>	<b>Efficiency</b>	<b>0.00 %</b>

Total on Goal	48
Total Shots	119
Total Scores	7
<b>Precision</b>	<b>40.34 %</b>
<b>Efficiency</b>	<b>14.58 %</b>



## Short distribution and shots on goal



Zone (Fields)	A	B	D	E	F	G	H	I	Total
Total	2	2	29	15	16	15	28	12	119
on Goal (Circles)	2	2	8	10	6	3	10	7	48

## Poland U19



	Goals achieved	Goals get	penalty minutes
Team overview	12	23	12

Player	Games played	Plus/Minus					Shots				Goals			Bullies			Penalties	
		+	-	balance	+ in %	- in %	Total	on Goal	% on Goal	Efficiency (%)	scored	Assists	in %	Total	won	in %	Total (min)	in %
13 Osmala Anna	4	9	6	3	75.00	26.09	16	10	62.50	30.00	3	3	25.00	3	3	100.00	2	16.67
8 Buczek Dominika	4	8	7	1	66.67	30.43	23	9	39.13	22.22	2	4	16.67	5	3	60.00	0	0.00
14 Szelzchen Joanna	4	5	7	-2	41.67	30.43	7	4	57.14	50.00	2	1	16.67	4	3	75.00	0	0.00
99 Krzystyniak Zuzanna	4	9	5	4	75.00	21.74	4	2	50.00	50.00	1	1	8.33	0	0	0.00	2	16.67
10 Hliwa Patrycja	4	3	6	-3	25.00	26.09	5	2	40.00	0.00	0	2	0.00	2	0	0.00	0	0.00
15 Zakojan Zemfira	4	2	2	0	16.67	8.70	3	3	100.00	33.33	1	0	8.33	0	0	0.00	2	16.67
96 Pysz Gabriela	4	5	6	-1	41.67	26.09	8	3	37.50	33.33	1	0	8.33	17	9	52.94	0	0.00
30 Cirocka Jutrzenka	4	3	6	-3	25.00	26.09	14	5	35.71	20.00	1	0	8.33	14	4	28.57	0	0.00
7 Grądzka Weronika	4	2	7	-5	16.67	30.43	25	9	36.00	11.11	1	0	8.33	11	5	45.45	0	0.00
69 Krzywak Zuzanna	4	3	5	-2	25.00	21.74	18	6	33.33	0.00	0	1	0.00	0	0	0.00	2	16.67
4 Pawłowska Katarzyna	4	0	11	-11	0.00	47.83	6	0	0.00	0.00	0	0	0.00	0	0	0.00	0	0.00
5 Pudzisz Zuzanna	4	5	2	3	41.67	8.70	1	1	100.00	0.00	0	0	0.00	0	0	0.00	0	0.00
11 Sumisławska Martyna	4	0	8	-8	0.00	34.78	8	2	25.00	0.00	0	0	0.00	2	1	50.00	0	0.00
16 Kozłowska Ewelina	4	3	7	-4	25.00	30.43	3	1	33.33	0.00	0	0	0.00	0	0	0.00	4	33.33
18 Ryszevska Oliwia	4	2	6	-4	16.67	26.09	4	0	0.00	0.00	0	0	0.00	0	0	0.00	0	0.00
21 Polańska Roksana	4	0	8	-8	0.00	34.78	8	4	50.00	0.00	0	0	0.00	0	0	0.00	0	0.00
41 Ludwiczak Patrycja	4	0	1	-1	0.00	4.35	3	1	33.33	0.00	0	0	0.00	0	0	0.00	0	0.00
84 Masztaler Maja	4	0	7	-7	0.00	30.43	3	0	0.00	0.00	0	0	0.00	1	1	100.00	0	0.00
							<b>159</b>	<b>62</b>	<b>38.99</b>	<b>19.35</b>				<b>59</b>	<b>29</b>	<b>49.15</b>	<b>12</b>	



## Poland U19

bar	0	0.00 %	bar	0	0.00 %	bar	0	0.00 %
blocked	0	0.00 %	missed	0	0.00 %	blocked	0	0.00 %
on goal	1	25.00 %	blocked	2	20.00 %	missed	1	50.00 %
missed	3	75.00 %	on goal	8	80.00 %	on goal	1	50.00 %
<b>Shots</b>	<b>4</b>	<b>2.52 %</b>	<b>Shots</b>	<b>10</b>	<b>6.29 %</b>	<b>Shots</b>	<b>2</b>	<b>1.26 %</b>
<b>Scores</b>	<b>0</b>	<b>0.00 %</b>	<b>Scores</b>	<b>2</b>	<b>16.67 %</b>	<b>Scores</b>	<b>0</b>	<b>0.00 %</b>

bar	1	5.88 %	bar	1	1.67 %	bar	2	6.25 %
missed	4	23.53 %	missed	10	16.67 %	missed	6	18.75 %
blocked	6	35.29 %	blocked	22	36.67 %	blocked	10	31.25 %
on goal	6	35.29 %	on goal	27	45.00 %	on goal	14	43.75 %
<b>Shots</b>	<b>17</b>	<b>10.69 %</b>	<b>Shots</b>	<b>60</b>	<b>37.74 %</b>	<b>Shots</b>	<b>32</b>	<b>20.13 %</b>
<b>Scores</b>	<b>0</b>	<b>0.00 %</b>	<b>Scores</b>	<b>8</b>	<b>66.67 %</b>	<b>Scores</b>	<b>2</b>	<b>16.67 %</b>

bar	0	0.00 %	bar	0	0.00 %	bar	0	0.00 %
on goal	0	0.00 %	on goal	4	20.00 %	on goal	1	14.29 %
blocked	3	42.86 %	blocked	8	40.00 %	missed	2	28.57 %
missed	4	57.14 %	missed	8	40.00 %	blocked	4	57.14 %
<b>Shots</b>	<b>7</b>	<b>4.40 %</b>	<b>Shots</b>	<b>20</b>	<b>12.58 %</b>	<b>Shots</b>	<b>7</b>	<b>4.40 %</b>
<b>Scores</b>	<b>0</b>	<b>0.00 %</b>	<b>Scores</b>	<b>0</b>	<b>0.00 %</b>	<b>Scores</b>	<b>0</b>	<b>0.00 %</b>

bar	4	2.52 %
missed	38	23.90 %
blocked	55	34.59 %
on goal	62	38.99 %
<b>Shots</b>	<b>159</b>	
<b>Scores</b>	<b>12</b>	

Total on Goal	1	Total on Goal	8	Total on Goal	1
Total Shots	4	Total Shots	10	Total Shots	2
Total Scores	0	Total Scores	2	Total Scores	0
<b>Precision</b>	<b>25.00 %</b>	<b>Precision</b>	<b>80.00 %</b>	<b>Precision</b>	<b>50.00 %</b>
<b>Efficiency</b>	<b>0.00 %</b>	<b>Efficiency</b>	<b>25.00 %</b>	<b>Efficiency</b>	<b>0.00 %</b>

Total on Goal	6	Total on Goal	27	Total on Goal	14
Total Shots	17	Total Shots	60	Total Shots	32
Total Scores	0	Total Scores	8	Total Scores	2
<b>Precision</b>	<b>35.29 %</b>	<b>Precision</b>	<b>45.00 %</b>	<b>Precision</b>	<b>43.75 %</b>
<b>Efficiency</b>	<b>0.00 %</b>	<b>Efficiency</b>	<b>29.63 %</b>	<b>Efficiency</b>	<b>14.29 %</b>

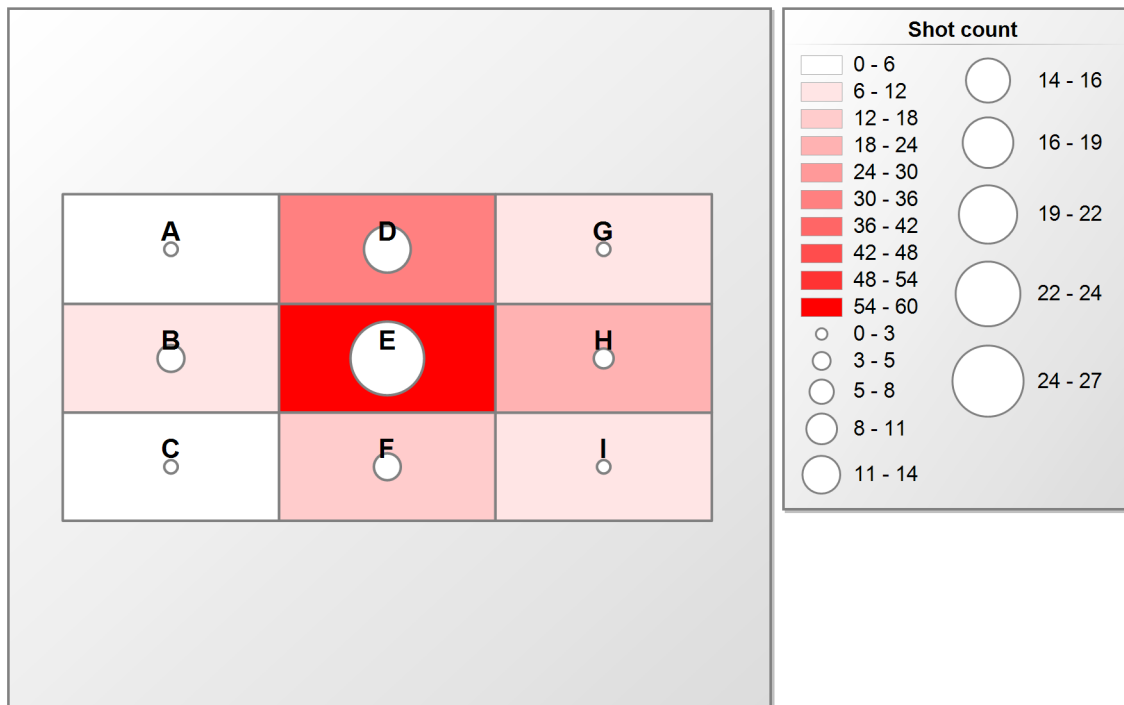
Total on Goal	0	Total on Goal	4	Total on Goal	1
Total Shots	7	Total Shots	20	Total Shots	7
Total Scores	0	Total Scores	0	Total Scores	0
<b>Precision</b>	<b>0.00 %</b>	<b>Precision</b>	<b>20.00 %</b>	<b>Precision</b>	<b>14.29 %</b>
<b>Efficiency</b>	<b>NaN</b>	<b>Efficiency</b>	<b>0.00 %</b>	<b>Efficiency</b>	<b>0.00 %</b>

Total on Goal	62
Total Shots	159
Total Scores	12
<b>Precision</b>	<b>38.99 %</b>
<b>Efficiency</b>	<b>19.35 %</b>





## Short distribution and shots on goal



Zone (Fields)	A	B	C	D	E	F	G	H	I	Total
Total	2	10	4	32	60	17	7	20	7	159
on Goal (Circles)	1	8	1	14	27	6	1	4	0	62

## Slovakia U19



	Goals achieved	Goals get	penalty minutes
Team overview	12	19	14

Player	Games played	Plus/Minus					Shots				Goals			Bullies			Penalties	
		+	-	balance	+ in %	- in %	Total	on Goal	% on Goal	Efficiency (%)	scored	Assists	in %	Total	won	in %	Total (min)	in %
81 Grossová Klára	4	7	10	-3	58.33	52.63	39	12	30.77	16.67	2	3	16.67	16	8	50.00	0	0.00
91 Žikavská Michaela	4	9	7	2	75.00	36.84	30	12	40.00	25.00	3	1	25.00	0	0	0.00	0	0.00
10 Belicová Kristína	4	8	8	0	66.67	42.11	24	10	41.67	10.00	1	2	8.33	18	10	55.56	2	14.29
18 Bahnová Adriana	4	6	7	-1	50.00	36.84	24	9	37.50	11.11	1	1	8.33	3	2	66.67	4	28.57
87 Lupačová Michaela	4	6	8	-2	50.00	42.11	25	5	20.00	0.00	0	2	0.00	0	0	0.00	0	0.00
88 Adamcová Sára	4	5	10	-5	41.67	52.63	9	3	33.33	33.33	1	0	8.33	0	0	0.00	2	14.29
12 Pudišová Linda	4	6	6	0	50.00	31.58	13	8	61.54	12.50	1	0	8.33	0	0	0.00	0	0.00
69 Gáborová Barbora	4	3	9	-6	25.00	47.37	16	12	75.00	8.33	1	0	8.33	0	0	0.00	2	14.29
31 Švančarová Alexandra	4	0	3	-3	0.00	15.79	1	0	0.00	0.00	1	0	8.33	0	0	0.00	0	0.00
2 Vyletelková Kristína	4	0	3	-3	0.00	15.79	7	3	42.86	0.00	0	0	0.00	3	1	33.33	0	0.00
8 Faktorová Alexandra	4	1	2	-1	8.33	10.53	14	7	50.00	0.00	0	0	0.00	3	1	33.33	0	0.00
9 Mlíčková Kristína	4	1	3	-2	8.33	15.79	8	4	50.00	0.00	0	0	0.00	0	0	0.00	0	0.00
15 Čintalánová Kristína	4	3	1	2	25.00	5.26	3	3	100.00	0.00	0	0	0.00	2	2	100.00	0	0.00
16 Rennerová Radka	4	0	3	-3	0.00	15.79	5	1	20.00	0.00	0	0	0.00	0	0	0.00	0	0.00
21 Dulková Michaela	4	0	0	0	0.00	0.00	2	1	50.00	0.00	0	0	0.00	3	0	0.00	0	0.00
23 Záteková Sára	4	0	1	-1	0.00	5.26	5	3	60.00	0.00	0	0	0.00	0	0	0.00	0	0.00
28 Lenčėšová Lenka	4	4	9	-5	33.33	47.37	8	3	37.50	0.00	0	0	0.00	0	0	0.00	4	28.57
66 Kocúrová Alexandra	4	3	6	-3	25.00	31.58	1	0	0.00	0.00	0	0	0.00	0	0	0.00	0	0.00
							<b>234</b>	<b>96</b>	<b>41.03</b>	<b>11.46</b>				<b>48</b>	<b>24</b>	<b>50.00</b>	<b>14</b>	



## Slovakia U19

bar	1	14.29 %	bar	0	0.00 %	bar	0	0.00 %
missed	1	14.29 %	blocked	0	0.00 %	blocked	2	18.18 %
blocked	2	28.57 %	missed	0	0.00 %	on goal	4	36.36 %
on goal	3	42.86 %	on goal	18	100.00 %	missed	5	45.45 %
<b>Shots</b>	<b>7</b>	<b>2.99 %</b>	<b>Shots</b>	<b>18</b>	<b>7.69 %</b>	<b>Shots</b>	<b>11</b>	<b>4.70 %</b>
<b>Scores</b>	<b>0</b>	<b>0.00 %</b>	<b>Scores</b>	<b>5</b>	<b>38.46 %</b>	<b>Scores</b>	<b>1</b>	<b>7.69 %</b>

bar	0	0.00 %	bar	1	2.22 %	bar	1	2.08 %
blocked	9	30.00 %	missed	12	26.67 %	blocked	14	29.17 %
missed	10	33.33 %	blocked	13	28.89 %	missed	15	31.25 %
on goal	11	36.67 %	on goal	19	42.22 %	on goal	18	37.50 %
<b>Shots</b>	<b>30</b>	<b>12.82 %</b>	<b>Shots</b>	<b>45</b>	<b>19.23 %</b>	<b>Shots</b>	<b>48</b>	<b>20.51 %</b>
<b>Scores</b>	<b>3</b>	<b>23.08 %</b>	<b>Scores</b>	<b>1</b>	<b>7.69 %</b>	<b>Scores</b>	<b>2</b>	<b>15.38 %</b>

bar	0	0.00 %	bar	0	0.00 %	bar	0	0.00 %
missed	3	17.65 %	missed	7	23.33 %	on goal	6	21.43 %
blocked	6	35.29 %	on goal	9	30.00 %	missed	9	32.14 %
on goal	8	47.06 %	blocked	14	46.67 %	blocked	13	46.43 %
<b>Shots</b>	<b>17</b>	<b>7.26 %</b>	<b>Shots</b>	<b>30</b>	<b>12.82 %</b>	<b>Shots</b>	<b>28</b>	<b>11.97 %</b>
<b>Scores</b>	<b>1</b>	<b>7.69 %</b>	<b>Scores</b>	<b>0</b>	<b>0.00 %</b>	<b>Scores</b>	<b>0</b>	<b>0.00 %</b>

bar	3	1.28 %
missed	62	26.50 %
blocked	73	31.20 %
on goal	96	41.03 %
<b>Shots</b>	<b>234</b>	
<b>Scores</b>	<b>13</b>	

Total on Goal	3	Total on Goal	18	Total on Goal	4
Total Shots	7	Total Shots	18	Total Shots	11
Total Scores	0	Total Scores	5	Total Scores	1
<b>Precision</b>	<b>42.86 %</b>	<b>Precision</b>	<b>100.00 %</b>	<b>Precision</b>	<b>36.36 %</b>
<b>Efficiency</b>	<b>0.00 %</b>	<b>Efficiency</b>	<b>27.78 %</b>	<b>Efficiency</b>	<b>25.00 %</b>

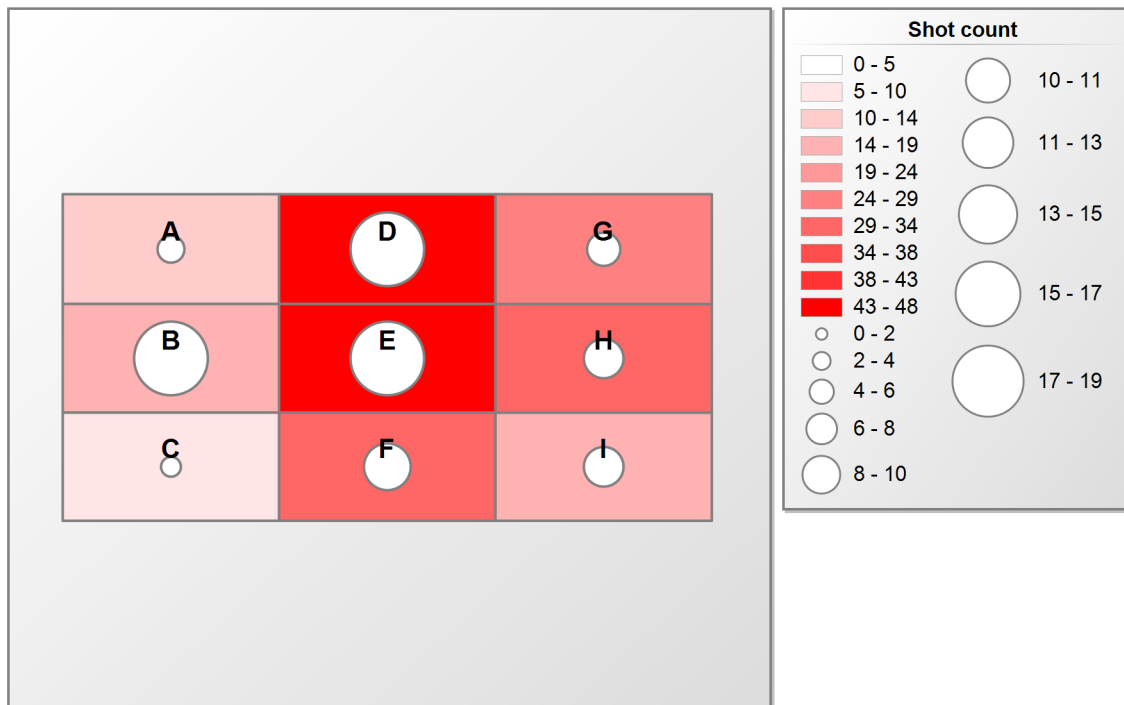
Total on Goal	11	Total on Goal	19	Total on Goal	18
Total Shots	30	Total Shots	45	Total Shots	48
Total Scores	3	Total Scores	1	Total Scores	2
<b>Precision</b>	<b>36.67 %</b>	<b>Precision</b>	<b>42.22 %</b>	<b>Precision</b>	<b>37.50 %</b>
<b>Efficiency</b>	<b>27.27 %</b>	<b>Efficiency</b>	<b>5.26 %</b>	<b>Efficiency</b>	<b>11.11 %</b>

Total on Goal	8	Total on Goal	9	Total on Goal	6
Total Shots	17	Total Shots	30	Total Shots	28
Total Scores	1	Total Scores	0	Total Scores	0
<b>Precision</b>	<b>47.06 %</b>	<b>Precision</b>	<b>30.00 %</b>	<b>Precision</b>	<b>21.43 %</b>
<b>Efficiency</b>	<b>12.50 %</b>	<b>Efficiency</b>	<b>0.00 %</b>	<b>Efficiency</b>	<b>0.00 %</b>

Total on Goal	96
Total Shots	234
Total Scores	13
<b>Precision</b>	<b>41.03 %</b>
<b>Efficiency</b>	<b>13.54 %</b>



## Short distribution and shots on goal



Zone (Fields)	A	B	C	D	E	F	G	H	I	Total
Total	11	18	7	48	45	30	28	30	17	234
on Goal (Circles)	4	18	3	18	19	11	6	9	8	96

Player Statistic			Games	Shots				Goals			Scorer points		Bullies			Penalties	
	Player	Team	played	Total	on Goal	% on Goal	Efficiency (%)	scored	Assists	in %	Total	pt./game	Total	won	in %	Total (min)	in %
1.	Johansson Wilma (18)	SWE	4	38	24	63.16	25.00	6	12	3.64	18	4.50	6	3	50.00	0	0.00
2.	Bäckstedt Ellen (12)	SWE	4	37	19	51.35	52.63	10	5	6.06	15	3.75	0	0	0.00	0	0.00
3.	Ljunggren Amanda (16)	SWE	4	36	20	55.56	20.00	4	10	2.42	14	3.50	1	0	0.00	0	0.00
4.	Stenberg Emma (17)	SWE	4	58	23	39.66	43.48	10	3	6.06	13	3.25	4	2	50.00	0	0.00
5.	Swahn Frida (11)	SWE	4	38	20	52.63	45.00	9	3	5.45	12	3.00	5	2	40.00	0	0.00
6.	Gustafsson Moa (21)	SWE	4	46	29	63.04	24.14	7	4	4.24	11	2.75	1	0	0.00	0	0.00
7.	Husková Barbora (20)	CZE	4	34	15	44.12	33.33	5	3	3.03	8	2.00	1	1	100.00	0	0.00
8.	Hansen Rikke Ingebrigtsti (2)	NOR	4	48	24	50.00	29.17	7	0	4.24	7	1.75	1	0	0.00	0	0.00
9.	Wildermuth Andrea (19)	SUI	4	40	14	35.00	35.71	5	2	3.03	7	1.75	27	20	74.07	4	5.26
10.	Svensson Alicia (3)	SWE	4	8	5	62.50	40.00	2	5	1.21	7	1.75	0	0	0.00	0	0.00
11.	Terner Alexandra (7)	SWE	4	38	13	34.21	38.46	5	1	3.03	6	1.50	3	2	66.67	0	0.00
12.	Osmala Anna (13)	POL	4	16	10	62.50	30.00	3	3	1.82	6	1.50	3	3	100.00	2	2.63
13.	Buczek Dominika (8)	POL	4	23	9	39.13	22.22	2	4	1.21	6	1.50	5	3	60.00	0	0.00
14.	Cholinská Lucie (17)	CZE	4	25	17	68.00	23.53	4	1	2.42	5	1.25	0	0	0.00	0	0.00
15.	Carlsson Lisa (44)	SWE	4	19	4	21.05	75.00	3	2	1.82	5	1.25	18	15	83.33	0	0.00
16.	Hautojärvi Elina (9)	FIN	4	25	7	28.00	42.86	3	2	1.82	5	1.25	0	0	0.00	0	0.00
17.	Elm Cajsa (5)	SWE	4	16	10	62.50	20.00	2	3	1.21	5	1.25	20	17	85.00	0	0.00
18.	Grossová Klára (81)	SVK	4	39	12	30.77	16.67	2	3	1.21	5	1.25	16	8	50.00	0	0.00
19.	Žikavská Michaela (91)	SVK	4	30	12	40.00	25.00	3	1	1.82	4	1.00	0	0	0.00	0	0.00
20.	Rundfloen Vilde (10)	SWE	4	9	5	55.56	40.00	2	2	1.21	4	1.00	18	12	66.67	0	0.00
21.	Boric Svärd Sandra (8)	SWE	4	17	7	41.18	28.57	2	2	1.21	4	1.00	1	0	0.00	0	0.00
22.	Planková Eliška (14)	CZE	4	21	8	38.10	25.00	2	2	1.21	4	1.00	0	0	0.00	0	0.00
23.	Pekárková Nikol (19)	CZE	4	35	14	40.00	14.29	2	2	1.21	4	1.00	25	15	60.00	2	2.63
24.	Rensch Luana (31)	SUI	4	14	1	7.14	0.00	0	4	0.00	4	1.00	2	1	50.00	2	2.63
25.	Svarfvar Lisa (15)	SWE	4	15	5	33.33	0.00	0	4	0.00	4	1.00	5	4	80.00	0	0.00
26.	Jürgens Winona (9)	GER	4	6	4	66.67	75.00	3	0	1.82	3	0.75	2	1	50.00	0	0.00
27.	Levälampi Anniina (10)	FIN	4	14	6	42.86	50.00	3	0	1.82	3	0.75	0	0	0.00	4	5.26
28.	Kylmäluoma Elli (22)	FIN	4	13	7	53.85	42.86	3	0	1.82	3	0.75	9	5	55.56	0	0.00
29.	Capatt Nicole (22)	SUI	4	24	7	29.17	42.86	3	0	1.82	3	0.75	0	0	0.00	0	0.00
30.	Stenvall Jonna (6)	SWE	4	16	7	43.75	42.86	3	0	1.82	3	0.75	0	0	0.00	0	0.00
31.	Diesener Julia (31)	GER	4	16	8	50.00	37.50	3	0	1.82	3	0.75	2	0	0.00	2	2.63

Player Statistic			Games	Shots				Goals			Scorer points		Bullies			Penalties	
	Player	Team	played	Total	on Goal	% on Goal	Efficiency (%)	scored	Assists	in %	Total	pt./game	Total	won	in %	Total (min)	in %
32.	Kuhn Carola (21)	SUI	4	30	9	30.00	33.33	3	0	1.82	3	0.75	1	1	100.00	0	0.00
33.	Szelzchen Joanna (14)	POL	4	7	4	57.14	50.00	2	1	1.21	3	0.75	4	3	75.00	0	0.00
34.	Jurečková Eliška (3)	CZE	4	17	6	35.29	33.33	2	1	1.21	3	0.75	1	1	100.00	0	0.00
35.	Latvala Iina (11)	FIN	4	11	6	54.55	33.33	2	1	1.21	3	0.75	1	1	100.00	0	0.00
36.	Paajanen Maura (6)	FIN	4	16	7	43.75	28.57	2	1	1.21	3	0.75	5	1	20.00	0	0.00
37.	Torkki Jenni (17)	FIN	4	25	8	32.00	25.00	2	1	1.21	3	0.75	4	0	0.00	0	0.00
38.	Rastas Milja-Maaria (5)	FIN	4	11	7	63.64	14.29	1	2	0.61	3	0.75	0	0	0.00	0	0.00
39.	Taivaloja Jenna (16)	FIN	4	22	8	36.36	12.50	1	2	0.61	3	0.75	0	0	0.00	0	0.00
40.	Belicová Kristína (10)	SVK	4	24	10	41.67	10.00	1	2	0.61	3	0.75	18	10	55.56	2	2.63
41.	Kubečková Michaela (4)	CZE	4	24	13	54.17	7.69	1	2	0.61	3	0.75	17	14	82.35	0	0.00
42.	Selinummi Annu (14)	FIN	4	5	3	60.00	0.00	0	3	0.00	3	0.75	1	0	0.00	0	0.00
43.	Sotala Juuliana (23)	FIN	4	14	4	28.57	0.00	0	3	0.00	3	0.75	1	1	100.00	0	0.00
44.	Wolf Marie (8)	NOR	4	8	1	12.50	0.00	0	3	0.00	3	0.75	0	0	0.00	0	0.00
45.	Brunner Melea (15)	SUI	4	1	0	0.00	0.00	0	3	0.00	3	0.75	1	0	0.00	0	0.00
46.	Wilhelmsson Linnéa (2)	SWE	4	12	7	58.33	0.00	0	3	0.00	3	0.75	0	0	0.00	0	0.00
47.	Bergmann Selma (11)	SUI	4	12	7	58.33	28.57	2	0	1.21	2	0.50	2	0	0.00	0	0.00
48.	Faltusová Lenka (23)	CZE	4	32	10	31.25	20.00	2	0	1.21	2	0.50	0	0	0.00	0	0.00
49.	Frei Deborah (6)	SUI	4	29	12	41.38	16.67	2	0	1.21	2	0.50	1	1	100.00	2	2.63
50.	Saarikoski Milja (13)	FIN	4	5	2	40.00	50.00	1	1	0.61	2	0.50	9	7	77.78	0	0.00
51.	Krzystyniak Zuzanna (99)	POL	4	4	2	50.00	50.00	1	1	0.61	2	0.50	0	0	0.00	2	2.63
52.	Ranta Salla (21)	FIN	4	13	5	38.46	20.00	1	1	0.61	2	0.50	0	0	0.00	0	0.00
53.	Meyer Annique (24)	SUI	4	15	6	40.00	16.67	1	1	0.61	2	0.50	6	4	66.67	0	0.00
54.	Bichsel Ronja (13)	SUI	4	15	8	53.33	12.50	1	1	0.61	2	0.50	0	0	0.00	4	5.26
55.	Bahnová Adriana (18)	SVK	4	24	9	37.50	11.11	1	1	0.61	2	0.50	3	2	66.67	4	5.26
56.	Järvinen Jasmiina (3)	FIN	4	19	5	26.32	0.00	0	2	0.00	2	0.50	0	0	0.00	4	5.26
57.	Lindström Matilda (18)	FIN	4	10	3	30.00	0.00	0	2	0.00	2	0.50	0	0	0.00	0	0.00
58.	Best Anna-Lena (10)	GER	4	25	6	24.00	0.00	0	2	0.00	2	0.50	31	10	32.26	0	0.00
59.	Hliwa Patrycja (10)	POL	4	5	2	40.00	0.00	0	2	0.00	2	0.50	2	0	0.00	0	0.00
60.	Wüthrich Lara (4)	SUI	4	4	2	50.00	0.00	0	2	0.00	2	0.50	0	0	0.00	0	0.00
61.	Lupačová Michaela (87)	SVK	4	25	5	20.00	0.00	0	2	0.00	2	0.50	0	0	0.00	0	0.00
62.	Hjertberg Natalie (24)	SWE	4	3	0	0.00	0.00	0	2	0.00	2	0.50	10	9	90.00	0	0.00

Player Statistic			Games	Shots				Goals			Scorer points		Bullies			Penalties	
	Player	Team	played	Total	on Goal	% on Goal	Efficiency (%)	scored	Assists	in %	Total	pt./game	Total	won	in %	Total (min)	in %
63.	Karlsson Madeleine (36)	SWE	4	6	1	16.67	100.00	1	0	0.61	1	0.25	0	0	0.00	0	0.00
64.	Norheim Nora Benedicte (23)	NOR	4	7	3	42.86	33.33	1	0	0.61	1	0.25	0	0	0.00	0	0.00
65.	Zakojan Zemfira (15)	POL	4	3	3	100.00	33.33	1	0	0.61	1	0.25	0	0	0.00	2	2.63
66.	Pysz Gabriela (96)	POL	4	8	3	37.50	33.33	1	0	0.61	1	0.25	17	9	52.94	0	0.00
67.	Adamcová Sára (88)	SVK	4	9	3	33.33	33.33	1	0	0.61	1	0.25	0	0	0.00	2	2.63
68.	Nordman Taru (4)	FIN	3	9	4	44.44	25.00	1	0	0.61	1	0.33	6	1	16.67	0	0.00
69.	Grönroos Jannike (7)	FIN	4	8	4	50.00	25.00	1	0	0.61	1	0.25	1	0	0.00	0	0.00
70.	Baccus Jana (5)	GER	4	9	5	55.56	20.00	1	0	0.61	1	0.25	1	0	0.00	0	0.00
71.	Cirocka Jutrzenka (30)	POL	4	14	5	35.71	20.00	1	0	0.61	1	0.25	14	4	28.57	0	0.00
72.	Otcovská Kristýna (22)	CZE	4	9	7	77.78	14.29	1	0	0.61	1	0.25	0	0	0.00	0	0.00
73.	Virkkunen Jonna (19)	FIN	4	14	8	57.14	12.50	1	0	0.61	1	0.25	9	5	55.56	0	0.00
74.	Pudišová Linda (12)	SVK	4	13	8	61.54	12.50	1	0	0.61	1	0.25	0	0	0.00	0	0.00
75.	Grądzka Weronika (7)	POL	4	25	9	36.00	11.11	1	0	0.61	1	0.25	11	5	45.45	0	0.00
76.	Gáborová Barbora (69)	SVK	4	16	12	75.00	8.33	1	0	0.61	1	0.25	0	0	0.00	2	2.63
77.	Švančarová Alexandra (31)	SVK	4	1	0	0.00	0.00	1	0	0.61	1	0.25	0	0	0.00	0	0.00
78.	Želízková Lucie (10)	CZE	4	18	8	44.44	0.00	0	1	0.00	1	0.25	7	3	42.86	0	0.00
79.	Sedláčková Barbora (11)	CZE	4	3	1	33.33	0.00	0	1	0.00	1	0.25	0	0	0.00	0	0.00
80.	Řezáčová Lucie (12)	CZE	4	19	8	42.11	0.00	0	1	0.00	1	0.25	0	0	0.00	0	0.00
81.	Šebestová Petra (16)	CZE	4	13	4	30.77	0.00	0	1	0.00	1	0.25	1	1	100.00	0	0.00
82.	Mena König Riana (11)	GER	4	12	5	41.67	0.00	0	1	0.00	1	0.25	0	0	0.00	2	2.63
83.	Andreassen Sofie Durban (10)	NOR	4	0	0	0.00	0.00	0	1	0.00	1	0.25	9	0	0.00	0	0.00
84.	Kristiansen Sofie (21)	NOR	4	10	3	30.00	0.00	0	1	0.00	1	0.25	25	6	24.00	0	0.00
85.	Krzywak Zuzanna (69)	POL	4	18	6	33.33	0.00	0	1	0.00	1	0.25	0	0	0.00	2	2.63
86.	Rieder Rahel (7)	SUI	4	9	6	66.67	0.00	0	1	0.00	1	0.25	11	8	72.73	0	0.00
87.	Lenz Viviane (23)	SUI	4	1	1	100.00	0.00	0	1	0.00	1	0.25	0	0	0.00	2	2.63
88.	Brünn Iris (25)	SUI	4	7	1	14.29	0.00	0	1	0.00	1	0.25	0	0	0.00	0	0.00
89.	Beránková Vendula (2)	CZE	4	27	6	22.22	0.00	0	0	0.00	0	0.00	0	0	0.00	2	2.63
90.	Vršíková Markéta (5)	CZE	4	9	3	33.33	0.00	0	0	0.00	0	0.00	5	4	80.00	0	0.00
91.	Kolářová Markéta (6)	CZE	4	4	1	25.00	0.00	0	0	0.00	0	0.00	0	0	0.00	2	2.63
92.	Malecká Petra (9)	CZE	4	7	5	71.43	0.00	0	0	0.00	0	0.00	0	0	0.00	0	0.00

Player Statistic			Games	Shots				Goals			Scorer points		Bullies			Penalties	
	Player	Team	played	Total	on Goal	% on Goal	Efficiency (%)	scored	Assists	in %	Total	pt./game	Total	won	in %	Total (min)	in %
93.	Novotná Lenka (15)	CZE	4	5	0	0.00	0.00	0	0	0.00	0	0.00	0	0	0.00	2	2.63
94.	Svačinová Markéta (18)	CZE	4	6	3	50.00	0.00	0	0	0.00	0	0.00	4	4	100.00	0	0.00
95.	Woivalin Julia (12)	FIN	3	4	2	50.00	0.00	0	0	0.00	0	0.00	0	0	0.00	0	0.00
96.	Rantanen Noora (20)	FIN	2	0	0	0.00	0.00	0	0	0.00	0	0.00	0	0	0.00	0	0.00
97.	Vogt Leonie (4)	GER	4	2	1	50.00	0.00	0	0	0.00	0	0.00	10	0	0.00	0	0.00
98.	Richter Wiebke (7)	GER	4	0	0	0.00	0.00	0	0	0.00	0	0.00	1	1	100.00	2	2.63
99.	Drews Annika (8)	GER	4	13	3	23.08	0.00	0	0	0.00	0	0.00	0	0	0.00	0	0.00
100.	Spangenberg Anna (12)	GER	4	0	0	0.00	0.00	0	0	0.00	0	0.00	5	3	60.00	0	0.00
101.	Berger Nathalie (13)	GER	4	4	3	75.00	0.00	0	0	0.00	0	0.00	1	1	100.00	0	0.00
102.	Bröker Elena (15)	GER	3	4	3	75.00	0.00	0	0	0.00	0	0.00	2	1	50.00	0	0.00
103.	Bornemann Jana (16)	GER	4	1	0	0.00	0.00	0	0	0.00	0	0.00	0	0	0.00	0	0.00
104.	Castillo-Lantigua Madelyn (17)	GER	4	1	1	100.00	0.00	0	0	0.00	0	0.00	0	0	0.00	2	2.63
105.	Petersen Hanna (21)	GER	4	5	1	20.00	0.00	0	0	0.00	0	0.00	1	1	100.00	4	5.26
106.	Suske Marie-Michelle (22)	GER	4	5	2	40.00	0.00	0	0	0.00	0	0.00	1	0	0.00	0	0.00
107.	Böttrich Elena (44)	GER	4	8	3	37.50	0.00	0	0	0.00	0	0.00	0	0	0.00	2	2.63
108.	Gittek Imke Friederike (96)	GER	4	0	0	0.00	0.00	0	0	0.00	0	0.00	0	0	0.00	0	0.00
109.	Schaub Lara (97)	GER	4	8	3	37.50	0.00	0	0	0.00	0	0.00	19	2	10.53	2	2.63
110.	Sundnes Emilie (3)	NOR	4	7	4	57.14	0.00	0	0	0.00	0	0.00	16	2	12.50	0	0.00
111.	Andreassen Ingrid Gudmestad (4)	NOR	4	2	1	50.00	0.00	0	0	0.00	0	0.00	0	0	0.00	0	0.00
112.	Hermansen Frida (6)	NOR	4	9	3	33.33	0.00	0	0	0.00	0	0.00	0	0	0.00	0	0.00
113.	Ripel Celine (7)	NOR	4	25	9	36.00	0.00	0	0	0.00	0	0.00	1	0	0.00	0	0.00
114.	Hansen Bertine Aas (9)	NOR	4	0	0	0.00	0.00	0	0	0.00	0	0.00	0	0	0.00	0	0.00
115.	Sørensen Stina (11)	NOR	4	13	8	61.54	0.00	0	0	0.00	0	0.00	0	0	0.00	2	2.63
116.	Kristoffersen Maren (12)	NOR	4	1	0	0.00	0.00	0	0	0.00	0	0.00	2	0	0.00	0	0.00
117.	Craig Sandra (14)	NOR	4	3	1	33.33	0.00	0	0	0.00	0	0.00	1	1	100.00	2	2.63
118.	Øyvik Tiril Braathen (17)	NOR	4	1	1	100.00	0.00	0	0	0.00	0	0.00	0	0	0.00	0	0.00
119.	Thorsen Emely (18)	NOR	4	10	4	40.00	0.00	0	0	0.00	0	0.00	1	0	0.00	0	0.00
120.	Dagestad Eline (20)	NOR	4	16	7	43.75	0.00	0	0	0.00	0	0.00	0	0	0.00	0	0.00
121.	Unhammer Hedda (24)	NOR	4	0	0	0.00	0.00	0	0	0.00	0	0.00	0	0	0.00	0	0.00
122.	Walter Hanna Aasheim (28)	NOR	4	8	1	12.50	0.00	0	0	0.00	0	0.00	0	0	0.00	0	0.00



Player Statistic			Games	Shots				Goals			Scorer points		Bullies			Penalties		
	Player	Team	played	Total	on Goal	% on Goal	Efficiency (%)	scored	Assists	in %	Total	pt./game	Total	won	in %	Total (min)	in %	
123.	Fagerhøi Emma (99)	NOR	3	0	0	0.00	0.00	0	0	0.00	0	0.00	0	0	0.00	0	0.00	
124.	Pawłowska Katarzyna (4)	POL	4	6	0	0.00	0.00	0	0	0.00	0	0.00	0	0	0.00	0	0.00	
125.	Pudzisz Zuzanna (5)	POL	4	1	1	100.00	0.00	0	0	0.00	0	0.00	0	0	0.00	0	0.00	
126.	Sumisławska Martyna (11)	POL	4	8	2	25.00	0.00	0	0	0.00	0	0.00	2	1	50.00	0	0.00	
127.	Kozłowska Ewelina (16)	POL	4	3	1	33.33	0.00	0	0	0.00	0	0.00	0	0	0.00	4	5.26	
128.	Ryszewska Oliwia (18)	POL	4	4	0	0.00	0.00	0	0	0.00	0	0.00	0	0	0.00	0	0.00	
129.	Polańska Roksana (21)	POL	4	8	4	50.00	0.00	0	0	0.00	0	0.00	0	0	0.00	0	0.00	
130.	Ludwiczak Patrycja (41)	POL	4	3	1	33.33	0.00	0	0	0.00	0	0.00	0	0	0.00	0	0.00	
131.	Masztaler Maja (84)	POL	4	3	0	0.00	0.00	0	0	0.00	0	0.00	1	1	100.00	0	0.00	
132.	Cotti Luisa (3)	SUI	4	7	1	14.29	0.00	0	0	0.00	0	0.00	1	1	100.00	0	0.00	
133.	Danuser Livia (5)	SUI	4	3	1	33.33	0.00	0	0	0.00	0	0.00	0	0	0.00	0	0.00	
134.	Eggel Sandrine (14)	SUI	4	2	0	0.00	0.00	0	0	0.00	0	0.00	0	0	0.00	0	0.00	
135.	Wenger Karin (16)	SUI	4	13	3	23.08	0.00	0	0	0.00	0	0.00	1	1	100.00	0	0.00	
136.	Kessler Luzia (28)	SUI	4	1	1	100.00	0.00	0	0	0.00	0	0.00	0	0	0.00	0	0.00	
137.	Vyletelková Kristína (2)	SVK	4	7	3	42.86	0.00	0	0	0.00	0	0.00	3	1	33.33	0	0.00	
138.	Faktorová Alexandra (8)	SVK	4	14	7	50.00	0.00	0	0	0.00	0	0.00	3	1	33.33	0	0.00	
139.	Mlíčková Kristína (9)	SVK	4	8	4	50.00	0.00	0	0	0.00	0	0.00	0	0	0.00	0	0.00	
140.	Čintalánová Kristína (15)	SVK	4	3	3	100.00	0.00	0	0	0.00	0	0.00	2	2	100.00	0	0.00	
141.	Rennerová Radka (16)	SVK	4	5	1	20.00	0.00	0	0	0.00	0	0.00	0	0	0.00	0	0.00	
142.	Dulková Michaela (21)	SVK	4	2	1	50.00	0.00	0	0	0.00	0	0.00	3	0	0.00	0	0.00	
143.	Záteková Sára (23)	SVK	4	5	3	60.00	0.00	0	0	0.00	0	0.00	0	0	0.00	0	0.00	
144.	Lenčėšová Lenka (28)	SVK	4	8	3	37.50	0.00	0	0	0.00	0	0.00	0	0	0.00	4	5.26	
145.	Kocúrová Alexandra (66)	SVK	4	1	0	0.00	0.00	0	0	0.00	0	0.00	0	0	0.00	0	0.00	
146.	Näslund Julia (4)	SWE	4	3	0	0.00	0.00	0	0	0.00	0	0.00	0	0	0.00	0	0.00	
				<b>1868</b>	<b>780</b>	<b>41.76</b>	<b>20.77</b>	<b>162</b>						<b>491</b>			<b>76</b>	

### Sorted by:

1st scorer points

2nd scorer points per game

3rd goals scored

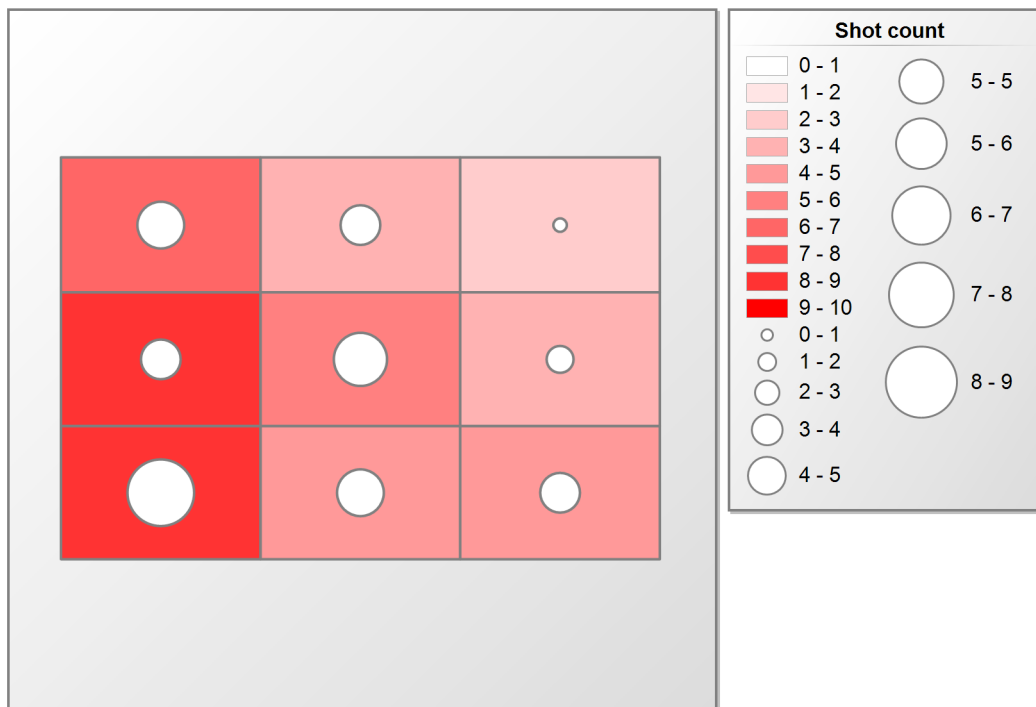
4th efficiency

	Defense					Goal received								Total	Saves	Saves in %	
	Body	Foot/Leg	Hand/Arm	Helmet	Total		behind the goal	between legs	distracted	missed	movement	play around	transferred				Total
93 Pavla Lišková	8	11	18	1	38	0	0	0	0	8	3	1	2	14	52	38	73.08
28 Patrycja Bernacka	5	9	19	0	33		0	0	3	9	0	1	0	13	46	33	71.74
48 Magdalena Michaliszyn	7	11	11	0	29		0	0	0	5	2	2	1	10	39	29	74.36
1 Kristína Hlavatá	5	7	16	6	34		0	0	0	9	1	0	1	11	45	34	75.56
1 Ladina Töndury	17	10	24	1	52		0	0	1	8	1	1	2	13	65	52	80.00
83 Petra Klečková	3	0	12	2	17	0	0	0	0	2	0	1	1	4	21	17	80.95
71 Emely-Alice Leu	10	11	12	0	33		0	0	2	16	5	0	4	27	60	33	55.00
35 Charlotte Reenskaug Johnsrud	9	10	15	1	35		0	0	2	10	2	0	0	14	49	35	71.43
30 Elsi Kangasharju	9	12	33	4	58		0	1	0	2	0	0	2	5	63	58	92.06
1 Julia Bran	21	24	40	3	88		0	1	0	10	3	1	0	15	103	88	85.44
1 Christine Mejbo	3	8	33	2	46		0	0	1	11	2	0	1	15	61	46	75.41
35 Cornelia Palmér	6	1	13	1	21		0	1	0	1	1	0	1	4	25	21	84.00
77 Pavlína Farulová	11	7	9	2	29		0	0	0	3	3	0	0	6	35	29	82.86
30 Elin Rosén	1	0	4	0	5		0	0	0	2	0	0	0	2	7	5	71.43
44 Livia Werz	5	6	10	1	22	0	1	0	0	0	0	0	1	2	24	22	91.67
31 Ira Moilanen	2	0	10	1	13	0	0	0	0	1	0	0	0	1	14	13	92.86
<b>Total</b>	<b>122</b>	<b>127</b>	<b>279</b>	<b>25</b>	<b>553</b>	<b>0</b>	<b>1</b>	<b>3</b>	<b>9</b>	<b>97</b>	<b>23</b>	<b>7</b>	<b>16</b>	<b>156</b>	<b>709</b>	<b>553</b>	<b>78.00</b>

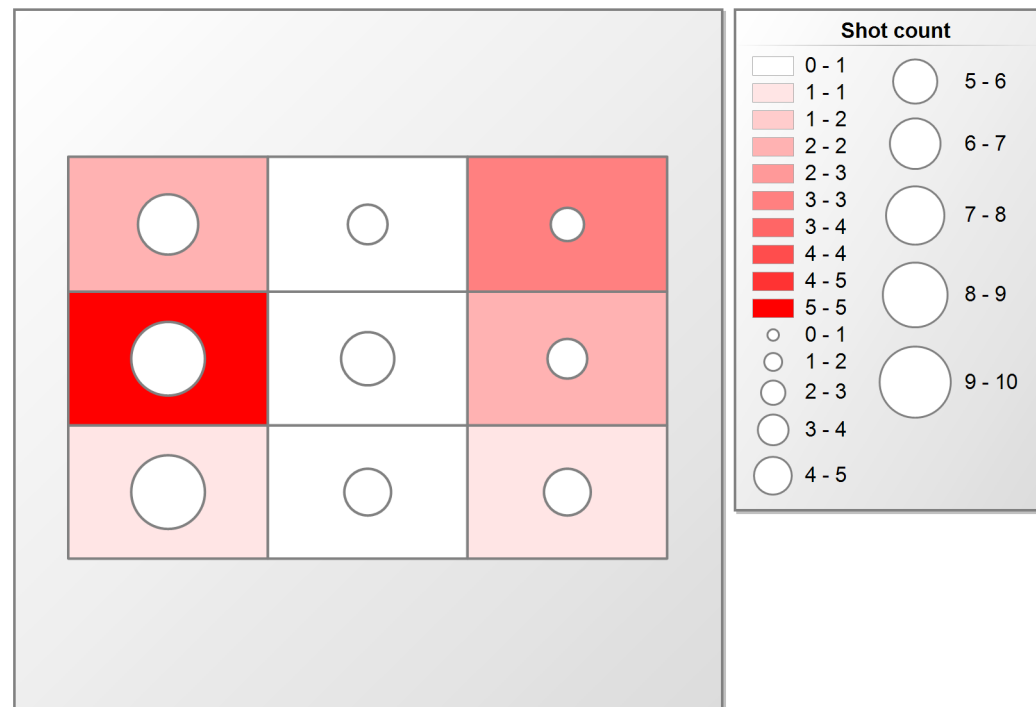


	Defense					Goal received					Total	Saves	Saves in %
	Body	Foot/Leg	Hand/Arm	Helmet	Total	missed	movement	play around	transferred	Total			
93 Pavla Lišková	8	11	18	1	38	8	3	1	2	14	52	38	73.08
<b>Total</b>	<b>8</b>	<b>11</b>	<b>18</b>	<b>1</b>	<b>38</b>	<b>8</b>	<b>3</b>	<b>1</b>	<b>2</b>	<b>14</b>	<b>52</b>	<b>38</b>	<b>73.08</b>

### Shots and Saves



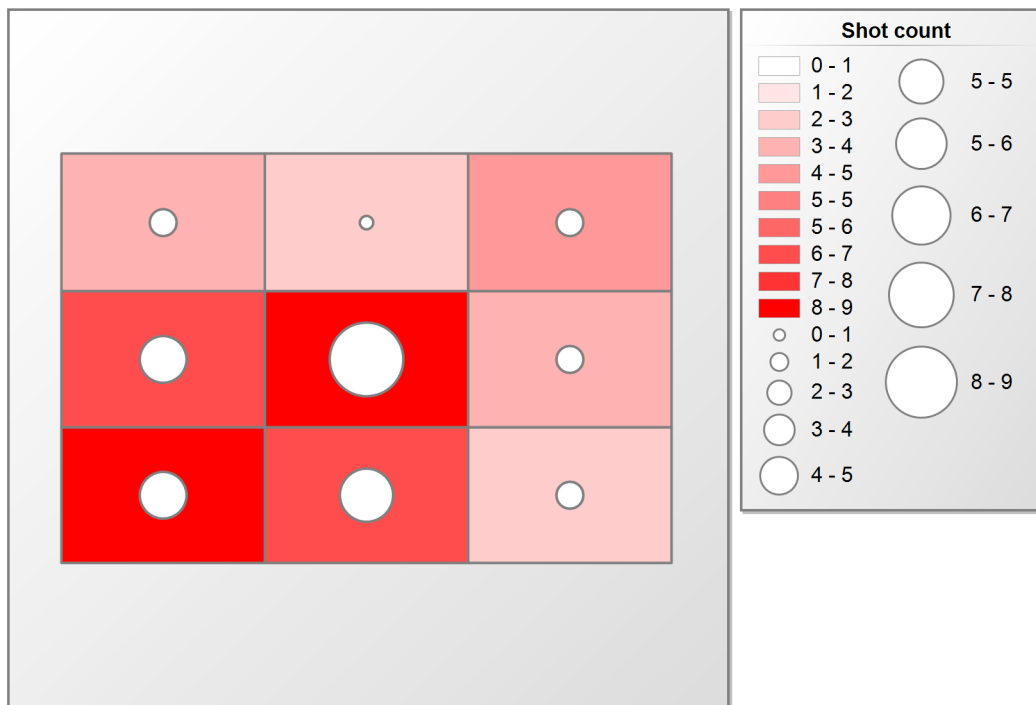
### received Goals and shots






	Defense				Goal received				Total	Saves	Saves in %
	Body	Foot/Leg	Hand/Arm	Total	distracted	missed	play around	Total			
28 Patrycja Bernacka	5	9	19	33	3	9	1	13	46	33	71.74
<b>Total</b>	<b>5</b>	<b>9</b>	<b>19</b>	<b>33</b>	<b>3</b>	<b>9</b>	<b>1</b>	<b>13</b>	<b>46</b>	<b>33</b>	<b>71.74</b>

### Shots and Saves

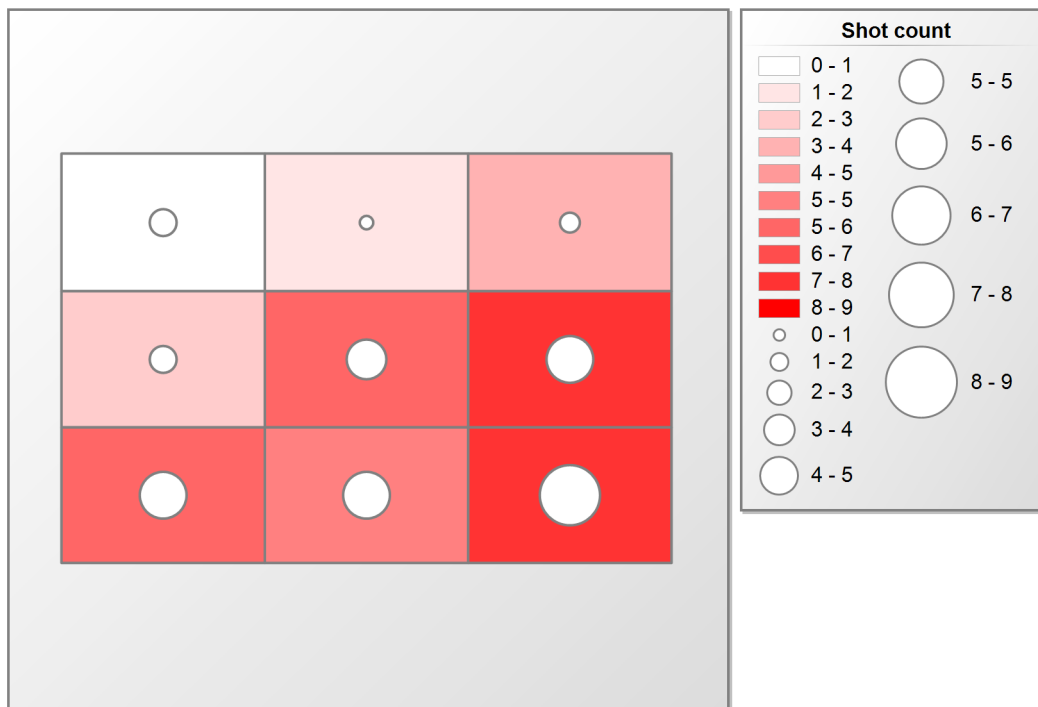


### received Goals and shots

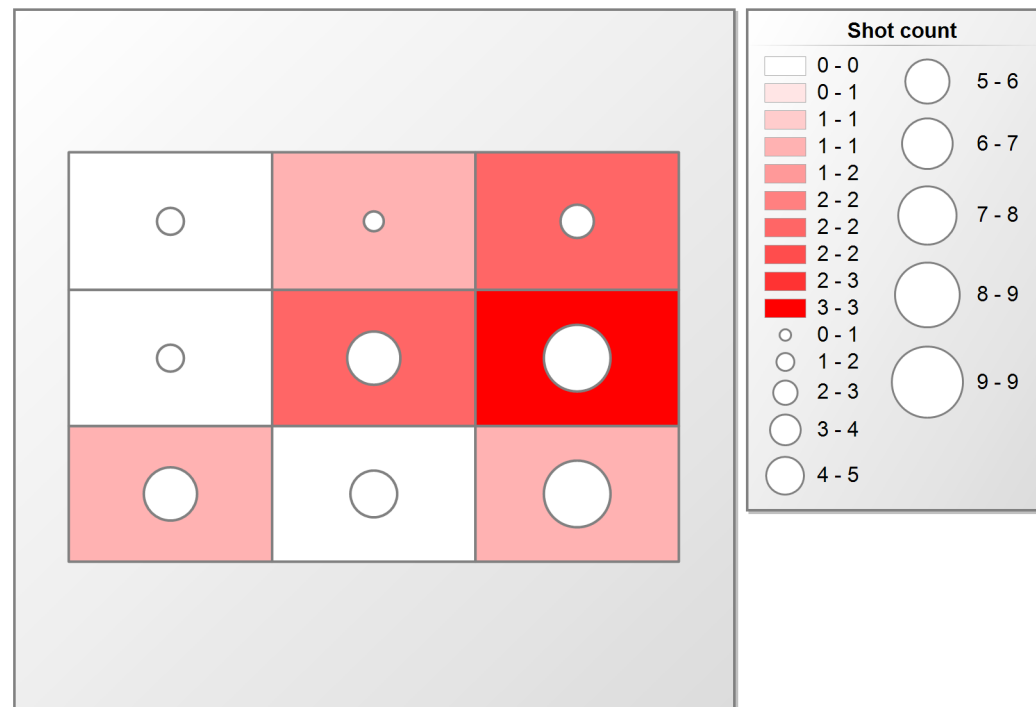


	Defense				Goal received					Total	Saves	Saves in %
	Body	Foot/Leg	Hand/Arm	Total	missed	movement	play around	transferred	Total			
48 Magdalena Michaliszyn	7	11	11	29	5	2	2	1	10	39	29	74.36
<b>Total</b>	<b>7</b>	<b>11</b>	<b>11</b>	<b>29</b>	<b>5</b>	<b>2</b>	<b>2</b>	<b>1</b>	<b>10</b>	<b>39</b>	<b>29</b>	<b>74.36</b>

Shots and Saves



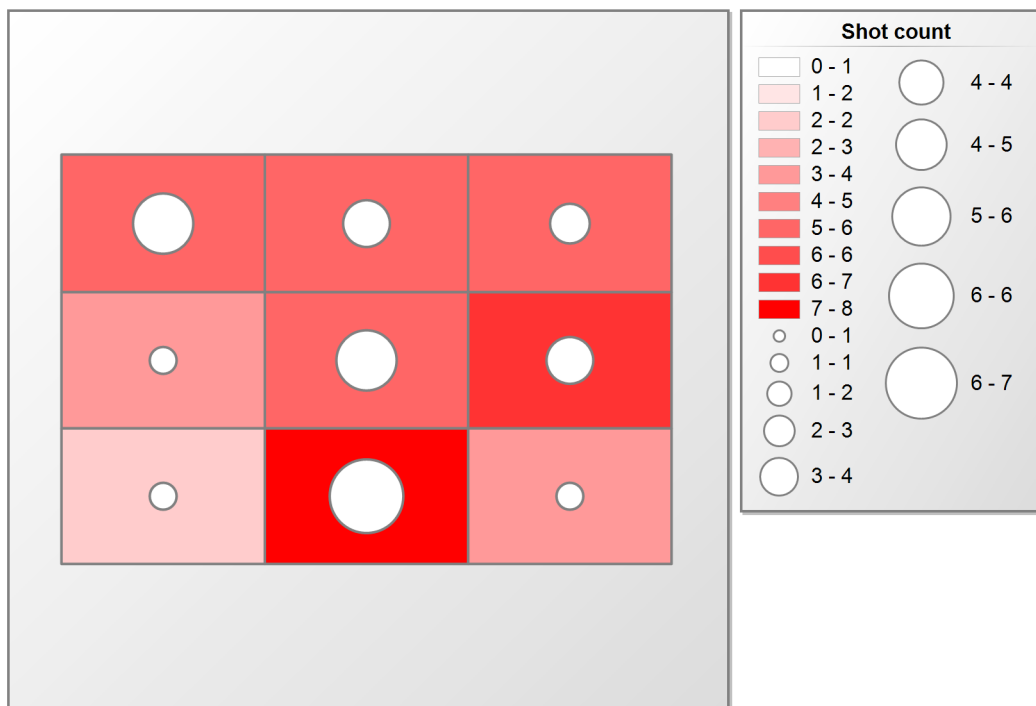
received Goals and shots



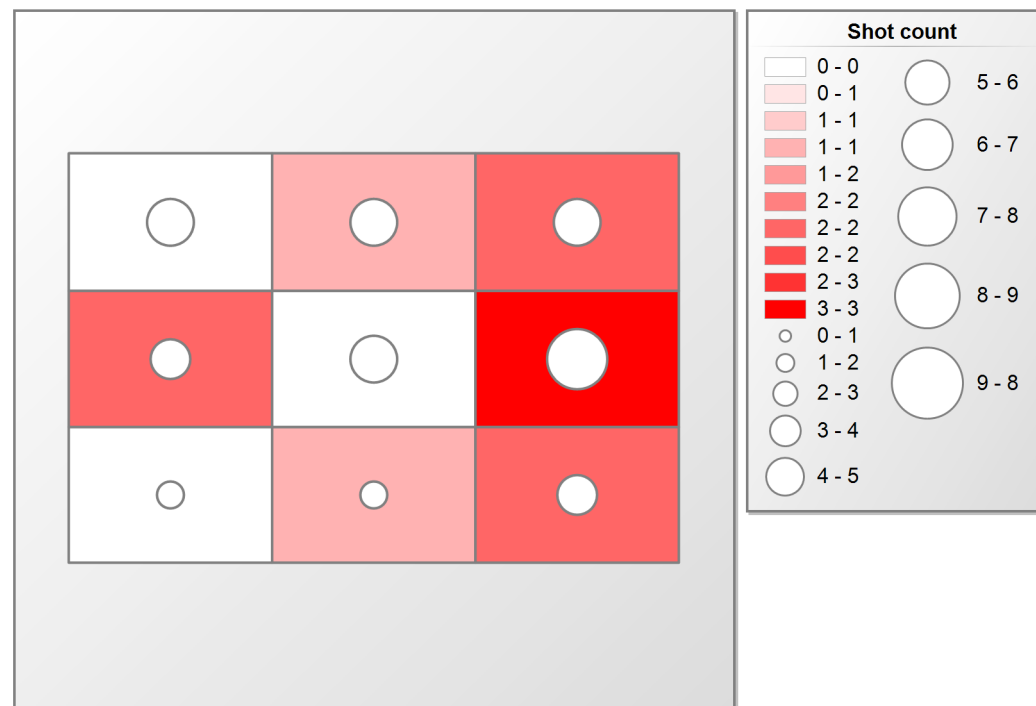


	Defense					Goal received				Total	Saves	Saves in %
	Body	Foot/Leg	Hand/Arm	Helmet	Total	missed	movement	transferred	Total			
1 Kristína Hlavatá	5	7	16	6	34	9	1	1	11	45	34	75.56
<b>Total</b>	<b>5</b>	<b>7</b>	<b>16</b>	<b>6</b>	<b>34</b>	<b>9</b>	<b>1</b>	<b>1</b>	<b>11</b>	<b>45</b>	<b>34</b>	<b>75.56</b>

### Shots and Saves

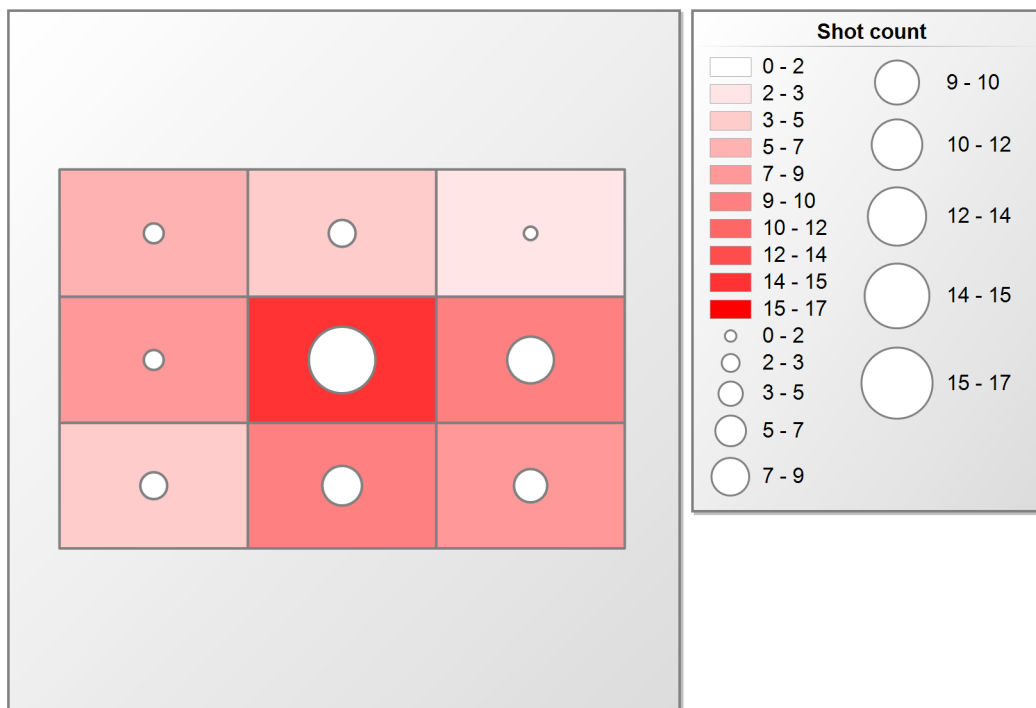


### received Goals and shots

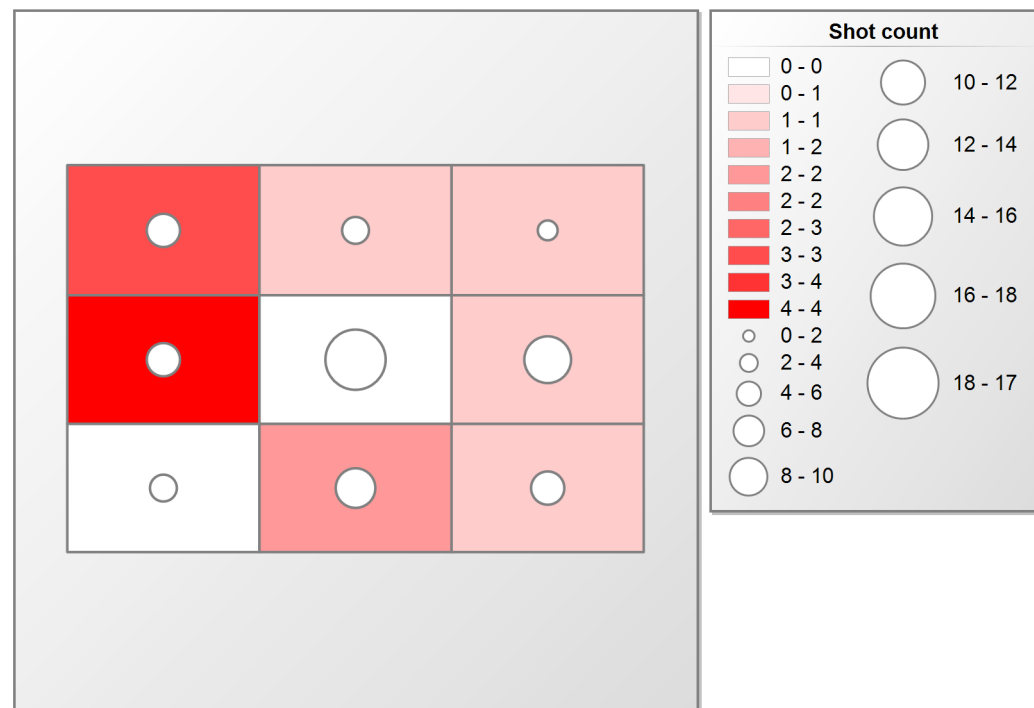


	Defense					Goal received						Total	Saves	Saves in %
	Body	Foot/Leg	Hand/Arm	Helmet	Total	distracted	missed	movement	play around	transferred	Total			
1 Ladina Töndury	17	10	24	1	52	1	8	1	1	2	13	65	52	80.00
<b>Total</b>	<b>17</b>	<b>10</b>	<b>24</b>	<b>1</b>	<b>52</b>	<b>1</b>	<b>8</b>	<b>1</b>	<b>1</b>	<b>2</b>	<b>13</b>	<b>65</b>	<b>52</b>	<b>80.00</b>

### Shots and Saves



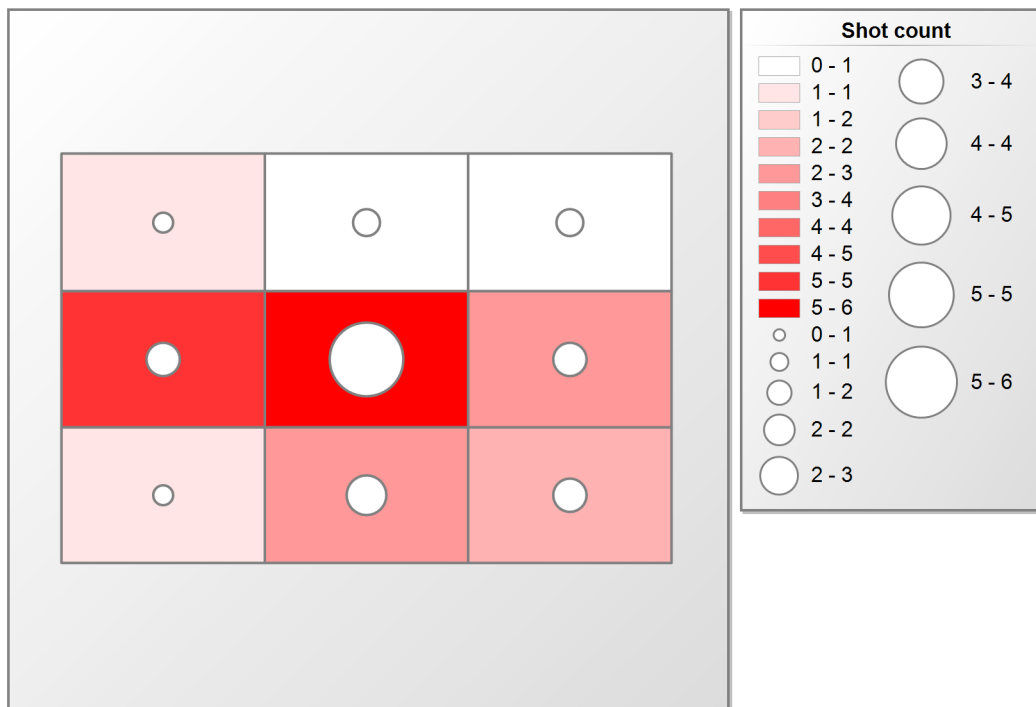
### received Goals and shots






	Defense				Goal received				Total	Saves	Saves in %
	Body	Hand/Arm	Helmet	Total	missed	play around	transferred	Total			
83 Petra Klečková	3	12	2	17	2	1	1	4	21	17	80.95
<b>Total</b>	<b>3</b>	<b>12</b>	<b>2</b>	<b>17</b>	<b>2</b>	<b>1</b>	<b>1</b>	<b>4</b>	<b>21</b>	<b>17</b>	<b>80.95</b>

### Shots and Saves



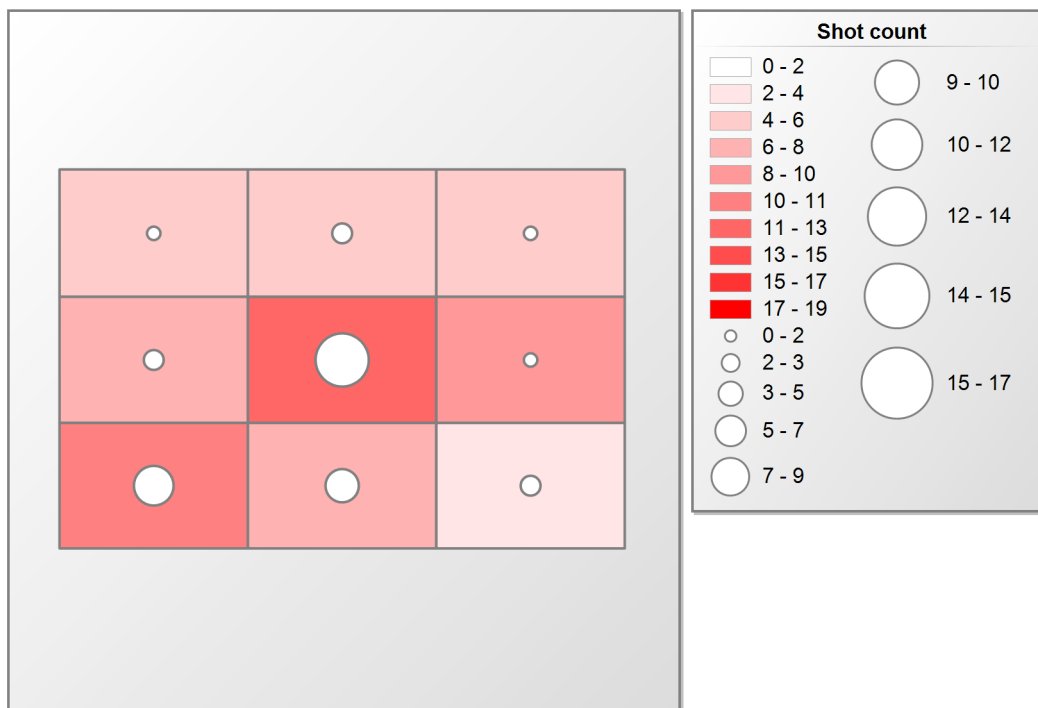
### received Goals and shots



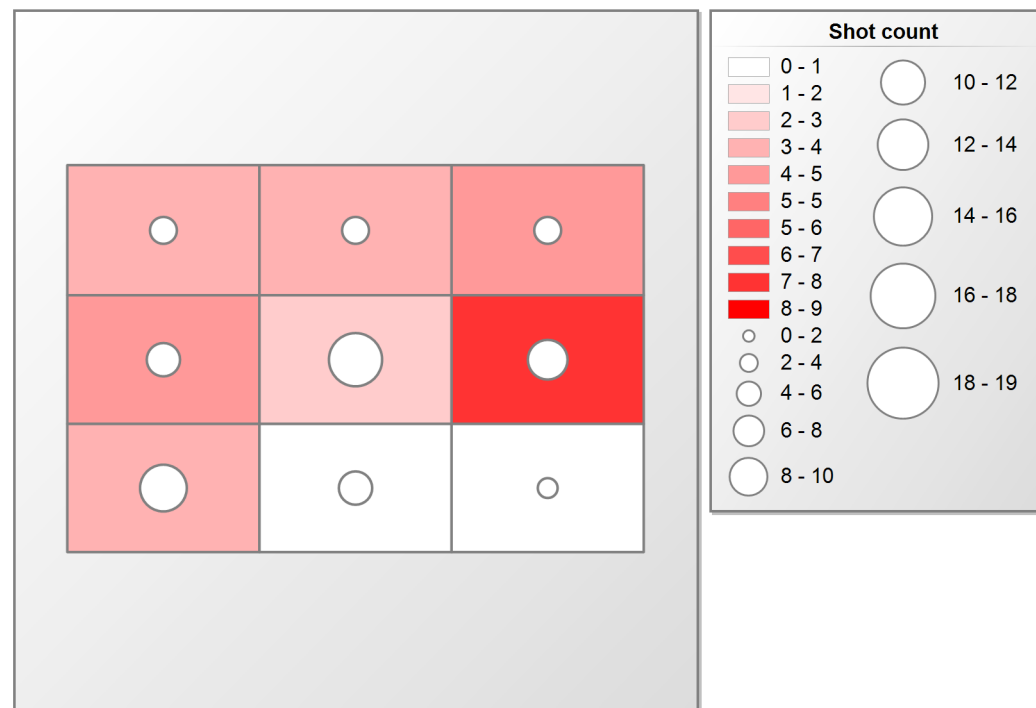


	Defense				Goal received					Total	Saves	Saves in %
	Body	Foot/Leg	Hand/Arm	Total	distracted	missed	movement	transferred	Total			
71 Emely-Alice Leu	10	11	12	33	2	16	5	4	27	60	33	55.00
<b>Total</b>	<b>10</b>	<b>11</b>	<b>12</b>	<b>33</b>	<b>2</b>	<b>16</b>	<b>5</b>	<b>4</b>	<b>27</b>	<b>60</b>	<b>33</b>	<b>55.00</b>

Shots and Saves

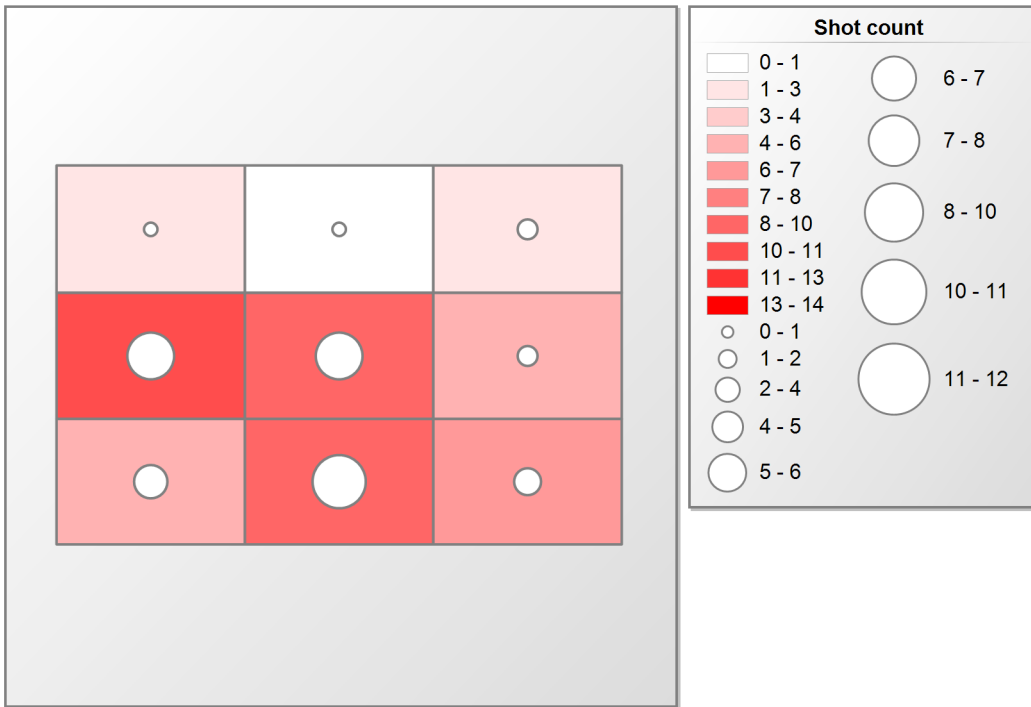


received Goals and shots

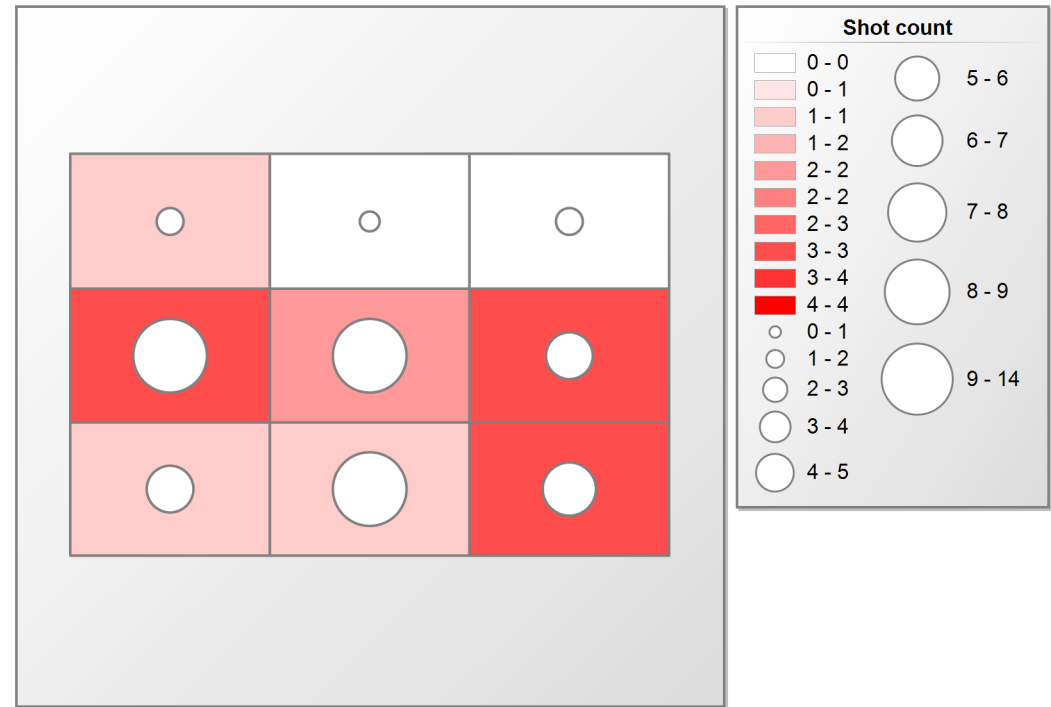


	Defense					Goal received				Total	Saves	Saves in %
	Body	Foot/Leg	Hand/Arm	Helmet	Total	distracted	missed	movement	Total			
35 Charlotte Reenskaug Johnsrud	9	10	15	1	35	2	10	2	14	49	35	71.43
<b>Total</b>	<b>9</b>	<b>10</b>	<b>15</b>	<b>1</b>	<b>35</b>	<b>2</b>	<b>10</b>	<b>2</b>	<b>14</b>	<b>49</b>	<b>35</b>	<b>71.43</b>

### Shots and Saves



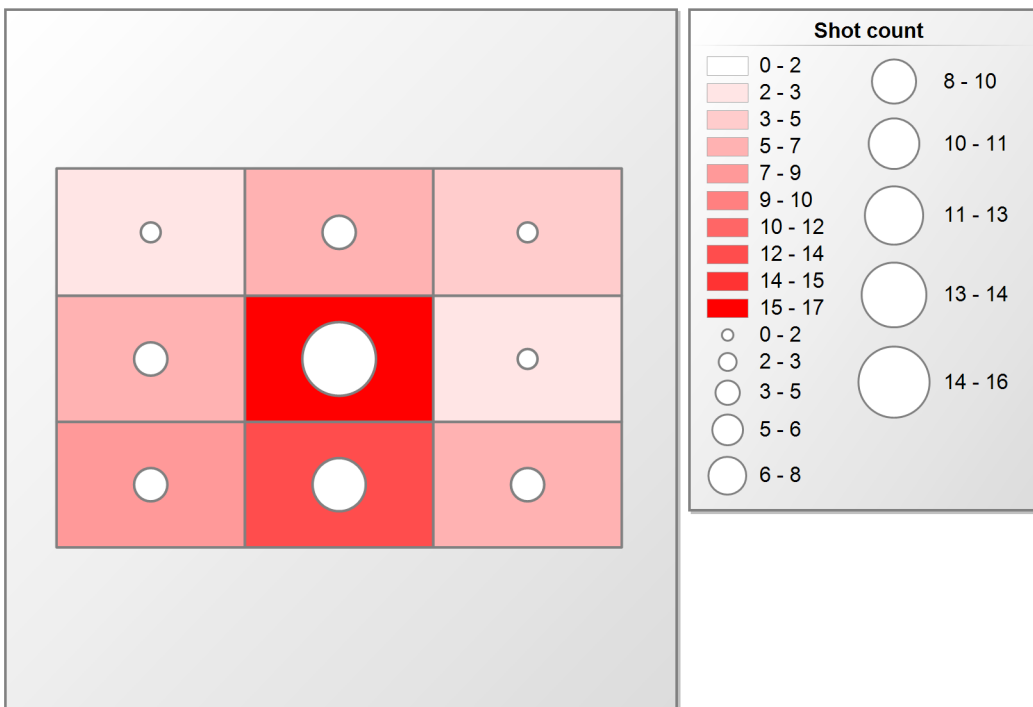
### received Goals and shots



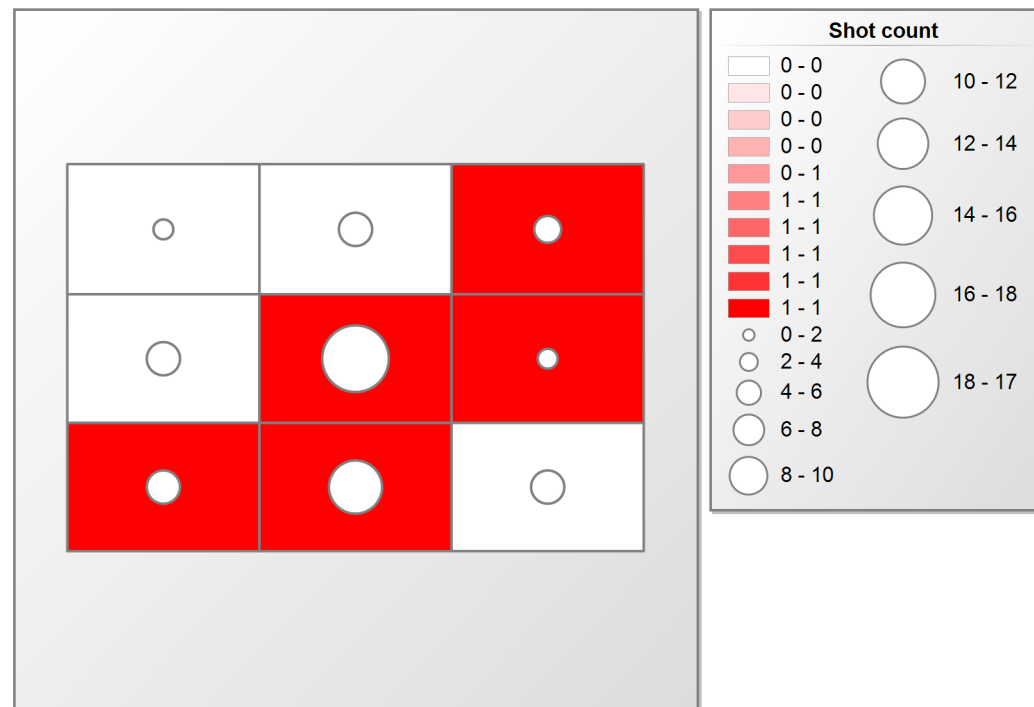


	Defense					Goal received				Total	Saves	Saves in %
	Body	Foot/Leg	Hand/Arm	Helmet	Total	between legs	missed	transferred	Total			
30 Elsi Kangasharju	9	12	33	4	58	1	2	2	5	63	58	92.06
<b>Total</b>	<b>9</b>	<b>12</b>	<b>33</b>	<b>4</b>	<b>58</b>	<b>1</b>	<b>2</b>	<b>2</b>	<b>5</b>	<b>63</b>	<b>58</b>	<b>92.06</b>

### Shots and Saves



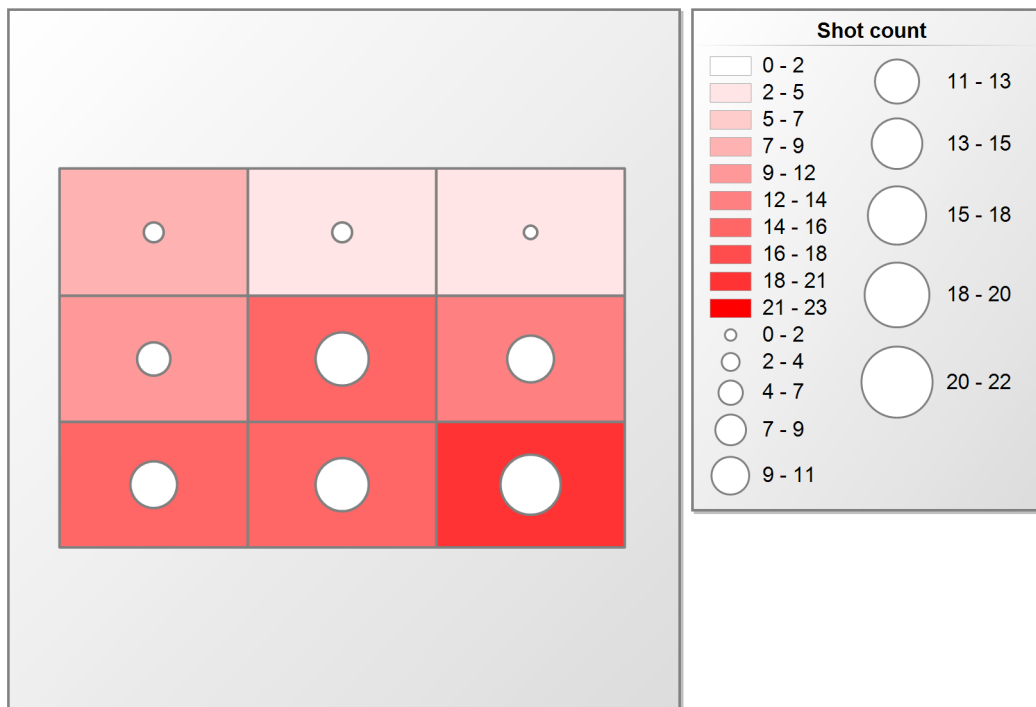
### received Goals and shots



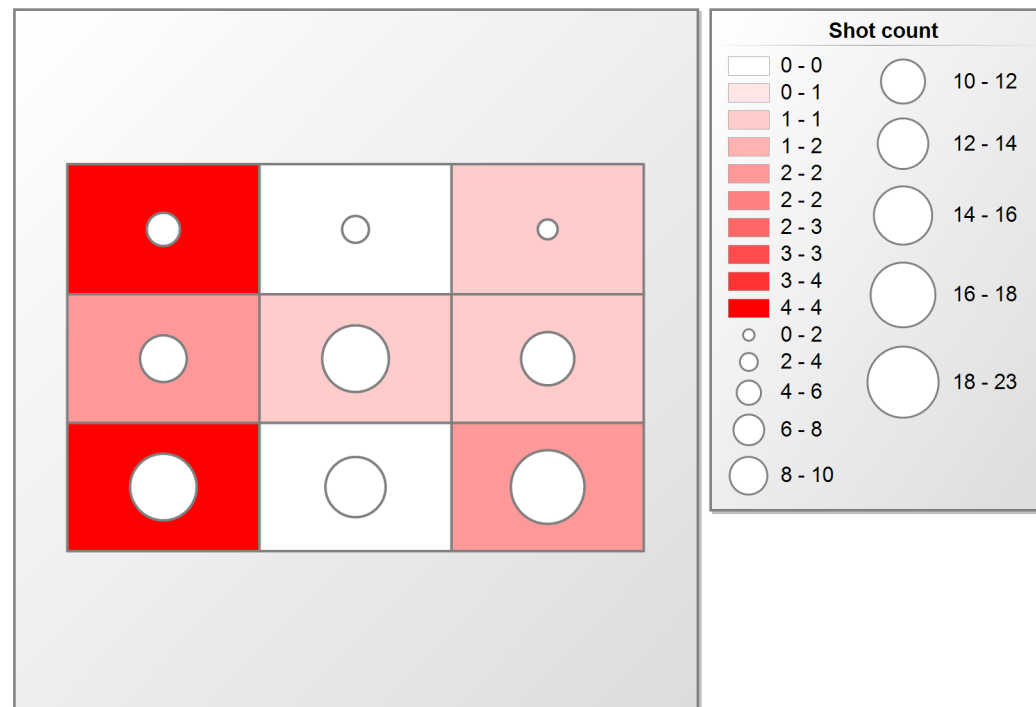


	Defense					Goal received					Total	Saves	Saves in %
	Body	Foot/Leg	Hand/Arm	Helmet	Total	between legs	missed	movement	play around	Total			
1 Julia Bran	21	24	40	3	88	1	10	3	1	15	103	88	85.44
<b>Total</b>	<b>21</b>	<b>24</b>	<b>40</b>	<b>3</b>	<b>88</b>	<b>1</b>	<b>10</b>	<b>3</b>	<b>1</b>	<b>15</b>	<b>103</b>	<b>88</b>	<b>85.44</b>

### Shots and Saves



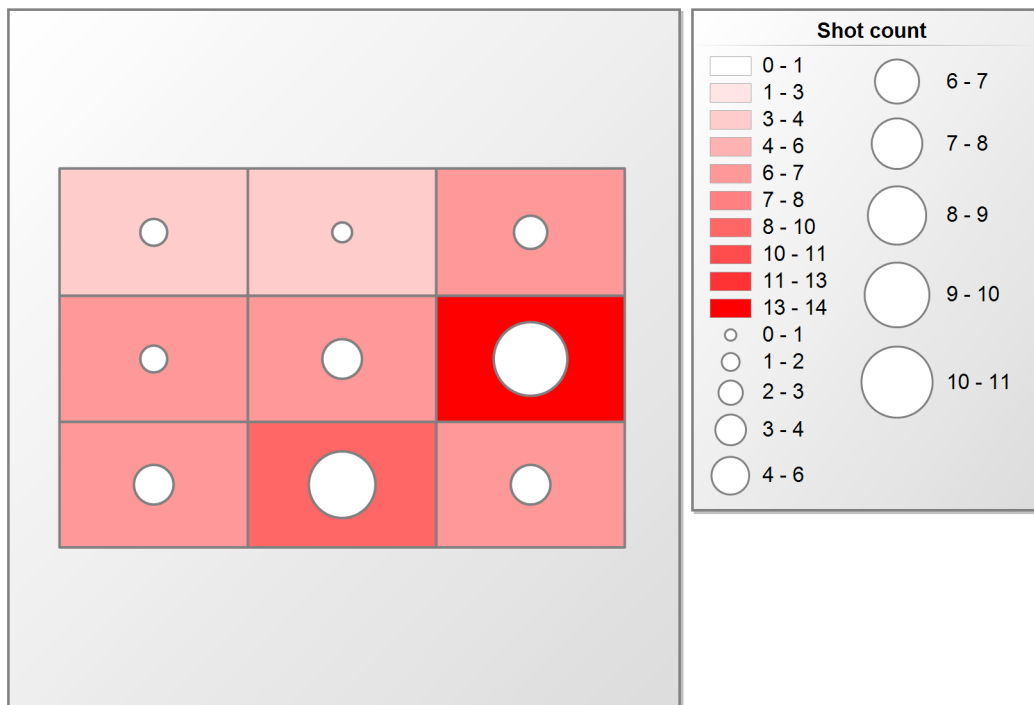
### received Goals and shots



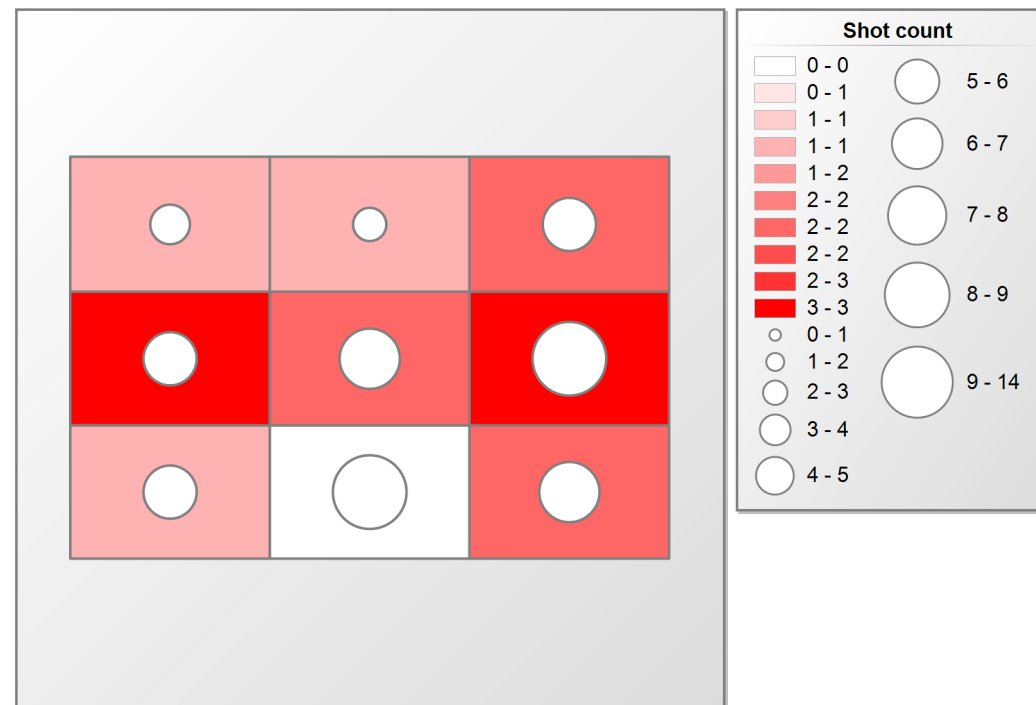


	Defense					Goal received					Total	Saves	Saves in %
	Body	Foot/Leg	Hand/Arm	Helmet	Total	distracted	missed	movement	transferred	Total			
1 Christine Mejbo	3	8	33	2	46	1	11	2	1	15	61	46	75.41
<b>Total</b>	<b>3</b>	<b>8</b>	<b>33</b>	<b>2</b>	<b>46</b>	<b>1</b>	<b>11</b>	<b>2</b>	<b>1</b>	<b>15</b>	<b>61</b>	<b>46</b>	<b>75.41</b>

### Shots and Saves



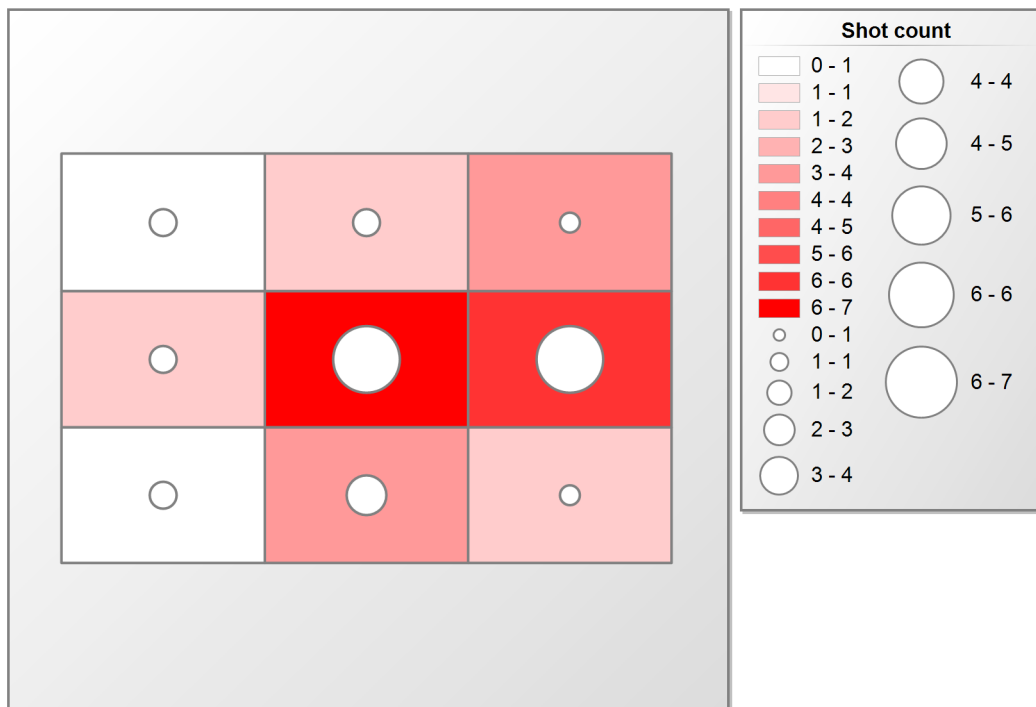
### received Goals and shots



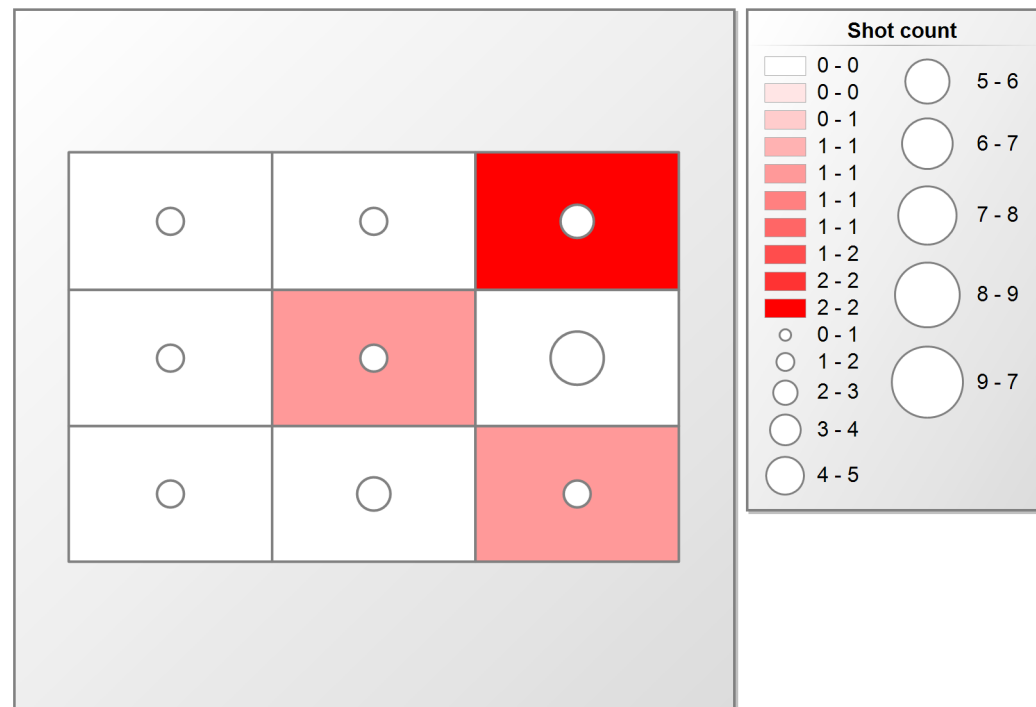


	Defense					Goal received				Total	Saves	Saves in %	
	Body	Foot/Leg	Hand/Arm	Helmet	Total	between legs	missed	movement	transferred				Total
35 Cornelia Palmér	6	1	13	1	21	1	1	1	1	4	25	21	84.00
<b>Total</b>	<b>6</b>	<b>1</b>	<b>13</b>	<b>1</b>	<b>21</b>	<b>1</b>	<b>1</b>	<b>1</b>	<b>1</b>	<b>4</b>	<b>25</b>	<b>21</b>	<b>84.00</b>

### Shots and Saves



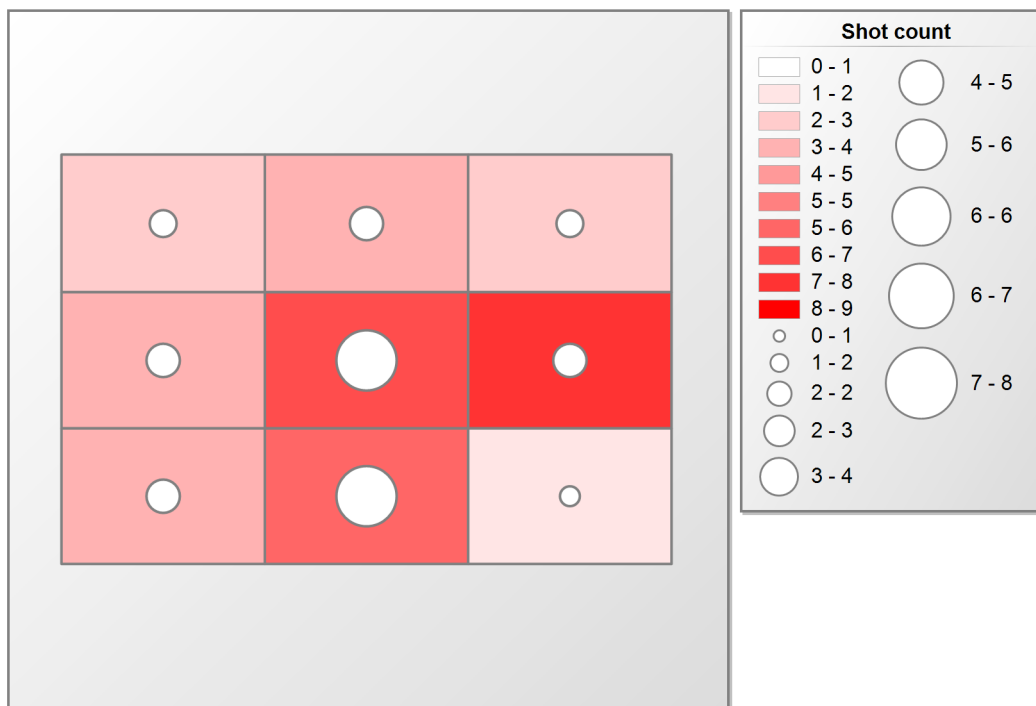
### received Goals and shots



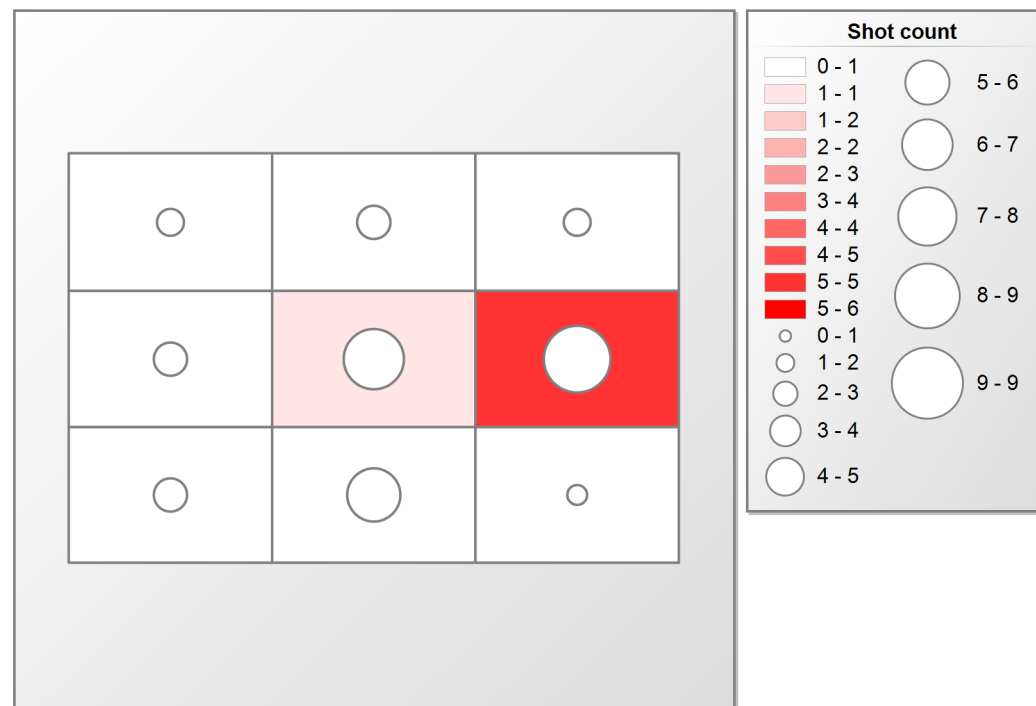


	Defense					Goal received			Total	Saves	Saves in %
	Body	Foot/Leg	Hand/Arm	Helmet	Total	missed	movement	Total			
77 Pavlína Farulová	11	7	9	2	29	3	3	6	35	29	82.86
<b>Total</b>	<b>11</b>	<b>7</b>	<b>9</b>	<b>2</b>	<b>29</b>	<b>3</b>	<b>3</b>	<b>6</b>	<b>35</b>	<b>29</b>	<b>82.86</b>

### Shots and Saves



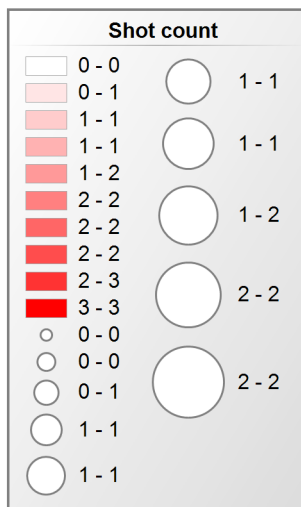
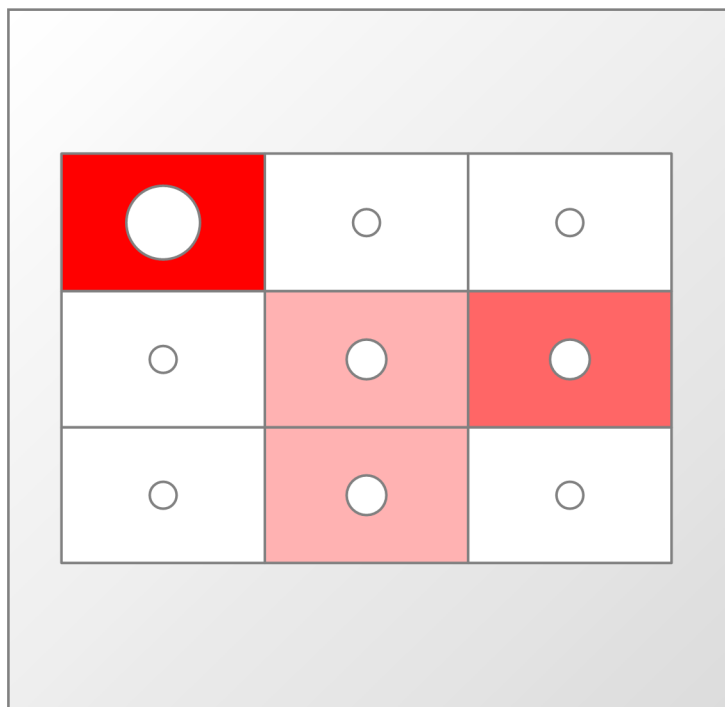
### received Goals and shots




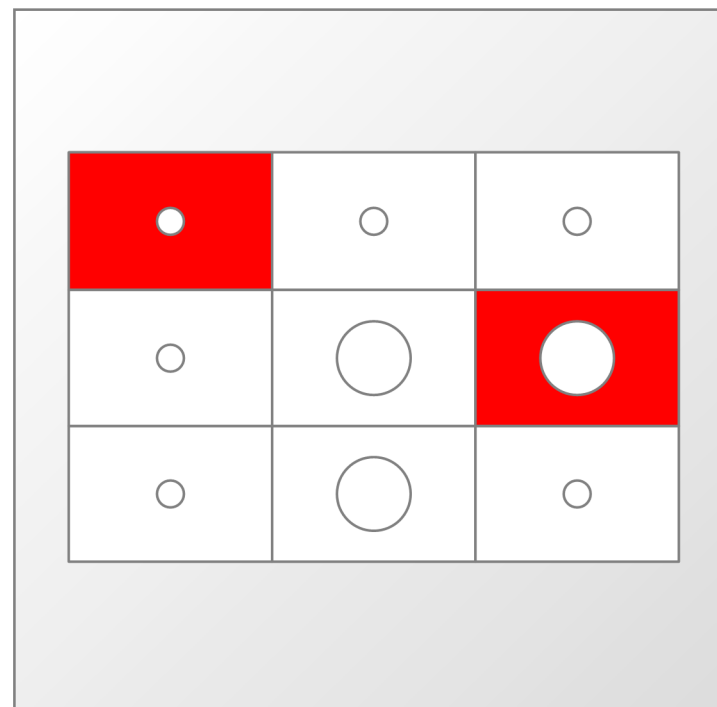


	Defense			Goal received		Total	Saves	Saves in %
	Body	Hand/Arm	Total	missed	Total			
30 Elin Rosén	1	4	5	2	2	7	5	71.43
<b>Total</b>	<b>1</b>	<b>4</b>	<b>5</b>	<b>2</b>	<b>2</b>	<b>7</b>	<b>5</b>	<b>71.43</b>

### Shots and Saves



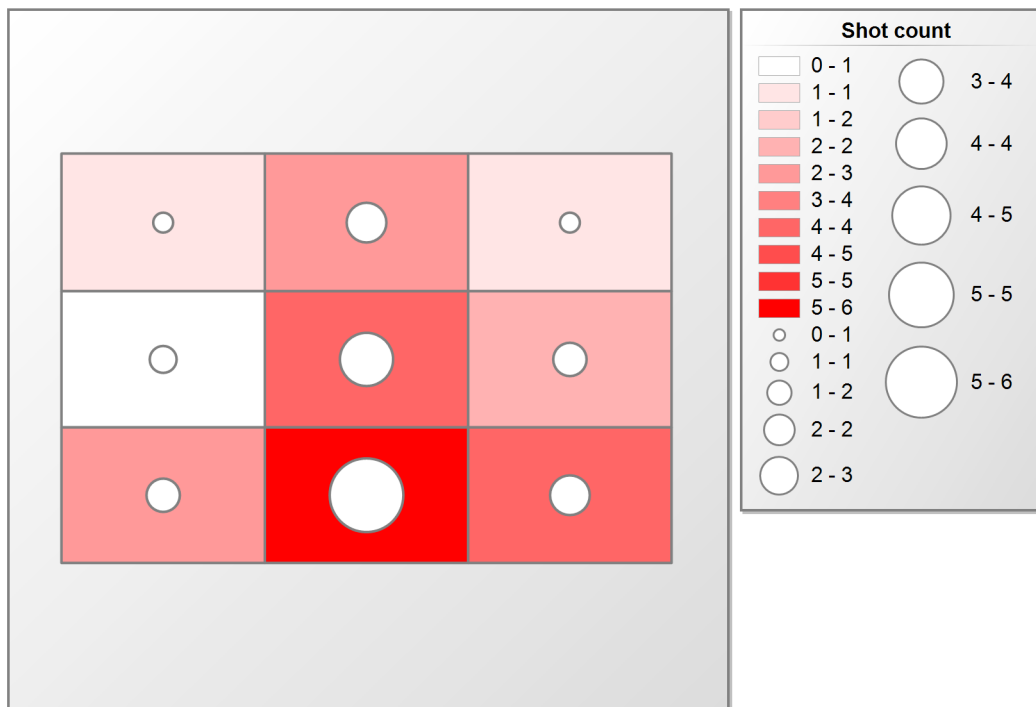
### received Goals and shots



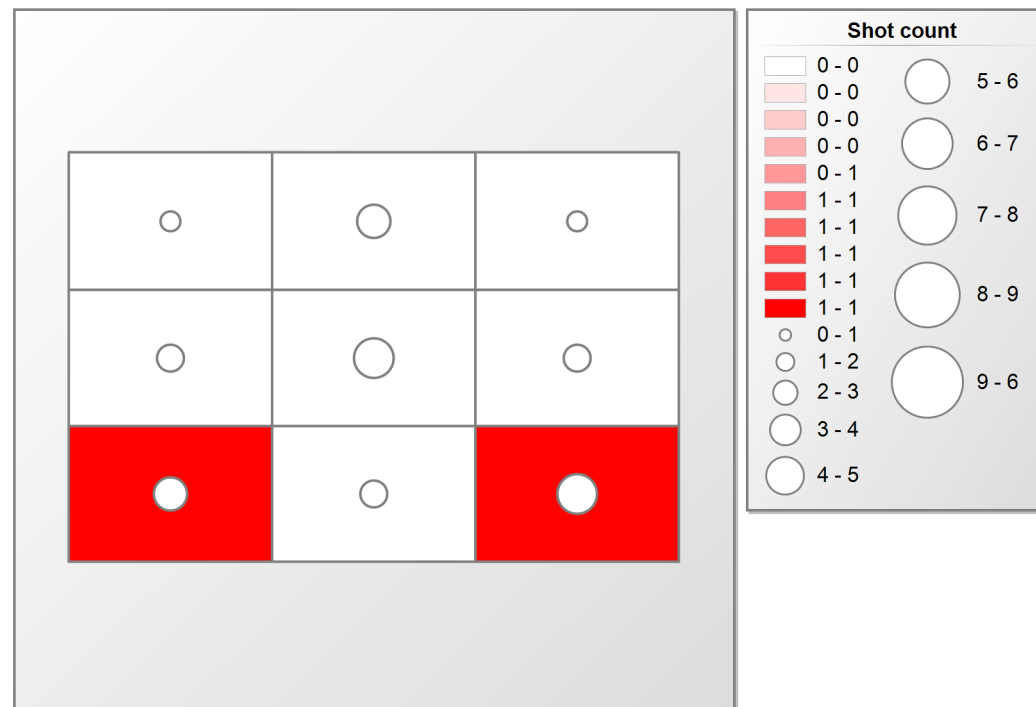


	Defense					Goal received			Total	Saves	Saves in %
	Body	Foot/Leg	Hand/Arm	Helmet	Total	behind the goal	transferred	Total			
44 Livia Werz	5	6	10	1	22	1	1	2	24	22	91.67
<b>Total</b>	<b>5</b>	<b>6</b>	<b>10</b>	<b>1</b>	<b>22</b>	<b>1</b>	<b>1</b>	<b>2</b>	<b>24</b>	<b>22</b>	<b>91.67</b>

### Shots and Saves



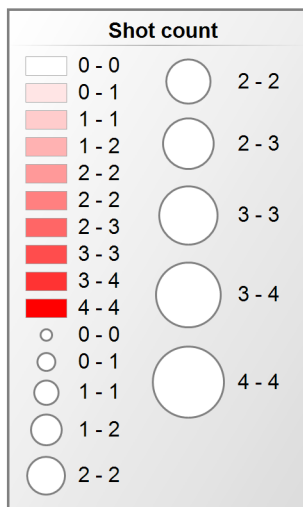
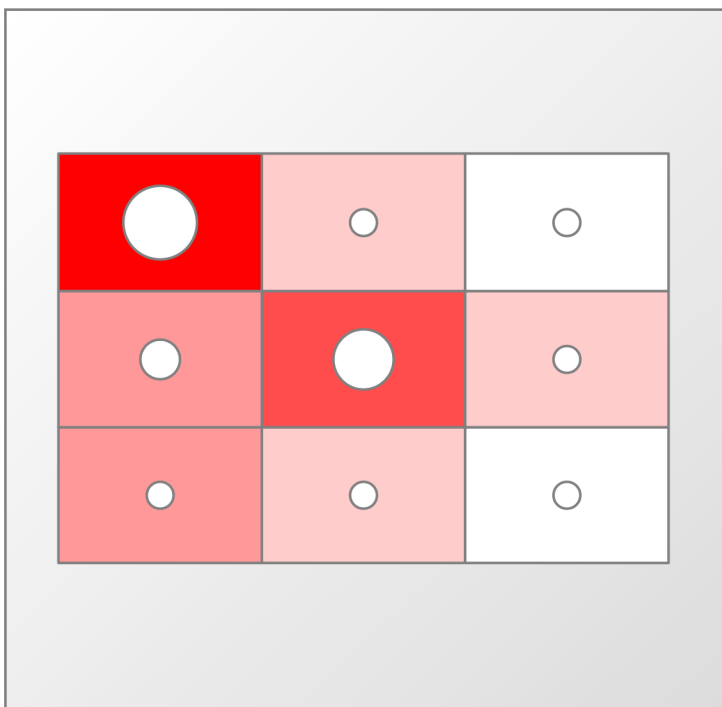
### received Goals and shots





	Defense				Goal received		Total	Saves	Saves in %
	Body	Hand/Arm	Helmet	Total	missed	Total			
31 Ira Moilanen	2	10	1	13	1	1	14	13	92.86
<b>Total</b>	<b>2</b>	<b>10</b>	<b>1</b>	<b>13</b>	<b>1</b>	<b>1</b>	<b>14</b>	<b>13</b>	<b>92.86</b>

### Shots and Saves



### received Goals and shots

