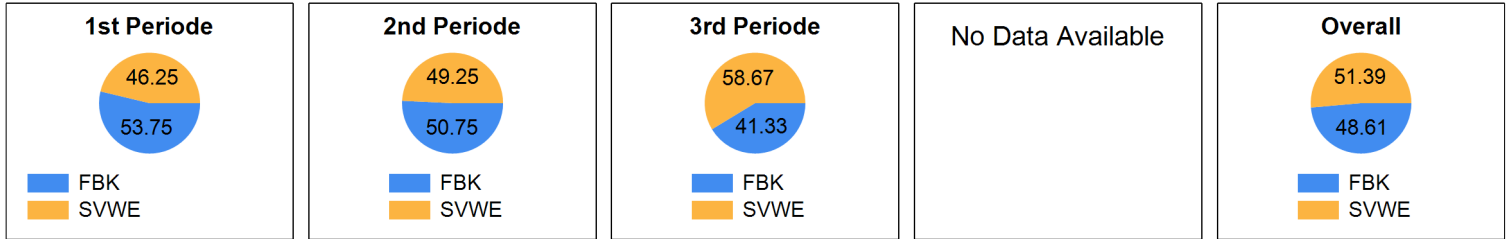




Game Statistics

Possession



SV Wiler-Ersigen



2

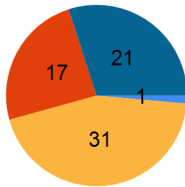
5

Floorball Köniz



| | 2 | 5 |
|-----|---|---|
| 1st | 0 | 2 |
| 2nd | 1 | 0 |
| 3rd | 1 | 3 |
| ET | 0 | 0 |

Shots statistics



bar blocked missed on goal

| | 1st | 2nd | 3rd | ET | Total |
|---------|-----|-----|-----|----|-------|
| bar | 0 | 1 | 0 | 0 | 1 |
| blocked | 6 | 11 | 14 | 0 | 31 |
| missed | 3 | 6 | 8 | 0 | 17 |
| on goal | 7 | 8 | 6 | 0 | 21 |
| | 16 | 26 | 28 | 0 | 70 |

| | | | | |
|----------------|-------|-------|-------|-------|
| Precision (%) | 43.75 | 30.77 | 21.43 | 30.00 |
| Efficiency (%) | 0.00 | 12.50 | 16.67 | 9.52 |

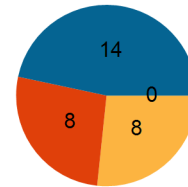
Goalkeeper statistic

| | 48 Nicolas Wolf | |
|-------|-----------------|-------|
| | Shots | Saves |
| 1st | 5 | 3 |
| | 60.00% | |
| 2nd | 2 | 2 |
| | 100.00% | |
| 3rd | 7 | 4 |
| | 57.14% | |
| ET | 0 | 0 |
| | NaN | |
| Total | 14 | 9 |
| | 64.29% | |

Penaltytime statistics

| | 1st | 2nd | 3rd | Total | Goals |
|------------|-------|-------|-------|-------|-------|
| Power play | 00:00 | 02:00 | 00:00 | 02:00 | 0 |
| Box Play | 00:00 | 00:00 | 00:00 | 0 | 0 |

Shots statistics



bar blocked missed on goal

| | 1st | 2nd | 3rd | ET | Total |
|---------|-----|-----|-----|----|-------|
| bar | 0 | 0 | 0 | 0 | 0 |
| blocked | 2 | 6 | 0 | 0 | 8 |
| missed | 5 | 0 | 3 | 0 | 8 |
| on goal | 5 | 2 | 7 | 0 | 14 |
| | 12 | 8 | 10 | 0 | 30 |

| | | | | |
|----------------|-------|-------|-------|-------|
| Precision (%) | 41.67 | 25.00 | 70.00 | 46.67 |
| Efficiency (%) | 40.00 | 0.00 | 42.86 | 35.71 |

Goalkeeper statistic

| | 30 Patrick Eder | |
|-------|-----------------|-------|
| | Shots | Saves |
| 1st | 7 | 7 |
| | 100.00% | |
| 2nd | 8 | 7 |
| | 87.50% | |
| 3rd | 6 | 5 |
| | 83.33% | |
| ET | 0 | 0 |
| | NaN | |
| Total | 21 | 19 |
| | 90.48% | |

Penaltytime statistics

| | 1st | 2nd | 3rd | Total | Goals |
|------------|-------|-------|-------|-------|-------|
| Power play | 00:00 | 00:00 | 00:00 | 0 | 0 |
| Box Play | 00:00 | 02:00 | 00:00 | 02:00 | 0 |



Game Statistics

Game history

1st Periode

| Time | Result | Team | Special Situation | # | Player | # | Assist | Speed |
|-------|--------|-----------------|-------------------|----|----------------|----|-------------------|-------|
| 01:12 | 0-1 | Floorball Köniz | | 11 | Manuel Maurer | 55 | Jonas Ledergerber | 0.00 |
| 10:55 | 0-2 | Floorball Köniz | | 89 | Hampus Dargren | 66 | Patrik Dóža | 0.00 |

2nd Periode

| Time | Result | Team | Special Situation | # | Player | # | Assist | Speed |
|-------|--------|------------------|----------------------|----|----------------|----|---------------|-------|
| 21:08 | 1-2 | SV Wiler-Ersigen | | 22 | Claudio Mutter | 21 | Tatu Väänänen | 0.00 |
| 31:14 | | Floorball Köniz | 2' Incorrect pushing | 61 | Jan Zaugg | | | |

3rd Periode

| Time | Result | Team | Special Situation | # | Player | # | Assist | Speed |
|-------|--------|------------------|--------------------|----|---------------|----|----------------|-------|
| 45:20 | 1-3 | Floorball Köniz | | 29 | Fabian Michel | 11 | Manuel Maurer | 0.00 |
| 48:38 | 1-4 | Floorball Köniz | | 61 | Jan Zaugg | 66 | Patrik Dóža | 0.00 |
| 54:16 | 1-5 | Floorball Köniz | | 61 | Jan Zaugg | 89 | Hampus Dargren | 0.00 |
| 59:47 | 2-5 | SV Wiler-Ersigen | without Goalkeeper | 21 | Tatu Väänänen | 77 | Deny Känzig | 0.00 |



SWISS UNIHOCKEY
SUPERFINAL

Game Statistics

| SV Wiler-Ersigen | | | Plus/Minus | | | | Shots | | | | Goals | | |
|------------------------|----|----|------------|-------|---------|-----------|----------------|--------|---------|-------|-------|--|--|
| Player | + | - | balance | Total | on Goal | % on Goal | Efficiency (%) | scored | Assists | in % | | | |
| 2 Bischofberger Nicola | 2 | 2 | 0 | 4 | 0 | 0.00 | 0.00 | 0 | 0 | 0.00 | | | |
| 8 Sešulka Daniel | 0 | 1 | -1 | 4 | 0 | 0.00 | 0.00 | 0 | 0 | 0.00 | | | |
| 9 Johnsson Daniel | 2 | 2 | 0 | 10 | 1 | 10.00 | 0.00 | 0 | 0 | 0.00 | | | |
| 10 Wittwer Dave | 0 | 2 | -2 | 2 | 0 | 0.00 | 0.00 | 0 | 0 | 0.00 | | | |
| 13 Meister Lukas | 0 | 1 | -1 | 1 | 0 | 0.00 | 0.00 | 0 | 0 | 0.00 | | | |
| 14 Laubscher Simon | 0 | 1 | -1 | 1 | 0 | 0.00 | 0.00 | 0 | 0 | 0.00 | | | |
| 19 Hofbauer Matthias | 1 | 2 | -1 | 5 | 3 | 60.00 | 0.00 | 0 | 0 | 0.00 | | | |
| 21 Väänänen Tatu | 2 | 2 | 0 | 4 | 1 | 25.00 | 100.00 | 1 | 1 | 50.00 | | | |
| 22 Mutter Claudio | 1 | 2 | -1 | 6 | 4 | 66.67 | 25.00 | 1 | 0 | 50.00 | | | |
| 26 Moser Lukas | 0 | 0 | 0 | 0 | 0 | 0.00 | 0.00 | 0 | 0 | 0.00 | | | |
| 32 von Pritzbuer Tino | 0 | 1 | -1 | 4 | 3 | 75.00 | 0.00 | 0 | 0 | 0.00 | | | |
| 51 Alder Dominik | 0 | 0 | 0 | 2 | 0 | 0.00 | 0.00 | 0 | 0 | 0.00 | | | |
| 71 Bürki Jan | 1 | 2 | -1 | 5 | 0 | 0.00 | 0.00 | 0 | 0 | 0.00 | | | |
| 73 Hollenstein Andrin | 0 | 0 | 0 | 0 | 0 | 0.00 | 0.00 | 0 | 0 | 0.00 | | | |
| 77 Känzig Deny | 2 | 2 | 0 | 11 | 4 | 36.36 | 0.00 | 0 | 1 | 0.00 | | | |
| 81 Affolter Philipp | 0 | 0 | 0 | 0 | 0 | 0.00 | 0.00 | 0 | 0 | 0.00 | | | |
| 85 Krähenbühl Joel | 0 | 1 | -1 | 9 | 3 | 33.33 | 0.00 | 0 | 0 | 0.00 | | | |
| 93 Känzig Tobias | 0 | 0 | 0 | 0 | 0 | 0.00 | 0.00 | 0 | 0 | 0.00 | | | |
| 94 Louis Marco | 0 | 2 | -2 | 1 | 1 | 100.00 | 0.00 | 0 | 0 | 0.00 | | | |
| 97 Rentsch Marco | 0 | 2 | -2 | 1 | 1 | 100.00 | 0.00 | 0 | 0 | 0.00 | | | |
| | 11 | 25 | | 70 | 21 | 30.00 | 9.52 | | | | | | |

| Floorball Köniz | | | Plus/Minus | | | | Shots | | | | Goals | | |
|----------------------|----|----|------------|-------|---------|-----------|----------------|--------|---------|-------|-------|--|--|
| Player | + | - | balance | Total | on Goal | % on Goal | Efficiency (%) | scored | Assists | in % | | | |
| 3 Castrischer Stefan | 3 | 0 | 3 | 0 | 0 | 0.00 | 0.00 | 0 | 0 | 0.00 | | | |
| 5 Herzog Daniel | 0 | 0 | 0 | 0 | 0 | 0.00 | 0.00 | 0 | 0 | 0.00 | | | |
| 8 Schmocker Kaspar | 2 | 1 | 1 | 0 | 0 | 0.00 | 0.00 | 0 | 0 | 0.00 | | | |
| 10 Schmocker Oliver | 0 | 1 | -1 | 0 | 0 | 0.00 | 0.00 | 0 | 0 | 0.00 | | | |
| 11 Maurer Manuel | 2 | 1 | 1 | 3 | 2 | 66.67 | 50.00 | 1 | 1 | 20.00 | | | |
| 17 Saner Tobias | 0 | 0 | 0 | 1 | 0 | 0.00 | 0.00 | 0 | 0 | 0.00 | | | |
| 19 Gurtner Simon | 0 | 0 | 0 | 0 | 0 | 0.00 | 0.00 | 0 | 0 | 0.00 | | | |
| 23 Hutzli Stefan | 0 | 0 | 0 | 0 | 0 | 0.00 | 0.00 | 0 | 0 | 0.00 | | | |
| 27 Müller Simon | 2 | 1 | 1 | 0 | 0 | 0.00 | 0.00 | 0 | 0 | 0.00 | | | |
| 29 Michel Fabian | 2 | 2 | 0 | 4 | 2 | 50.00 | 50.00 | 1 | 0 | 20.00 | | | |
| 50 Bolliger Silvan | 0 | 1 | -1 | 0 | 0 | 0.00 | 0.00 | 0 | 0 | 0.00 | | | |
| 55 Ledergerber Jonas | 2 | 2 | 0 | 3 | 2 | 66.67 | 0.00 | 0 | 1 | 0.00 | | | |
| 61 Zaugg Jan | 3 | 0 | 3 | 7 | 3 | 42.86 | 66.67 | 2 | 0 | 40.00 | | | |
| 66 Dóža Patrik | 3 | 0 | 3 | 6 | 2 | 33.33 | 0.00 | 0 | 2 | 0.00 | | | |
| 81 Ruh Yann | 0 | 0 | 0 | 0 | 0 | 0.00 | 0.00 | 0 | 0 | 0.00 | | | |
| 82 Blaser Jascha | 0 | 0 | 0 | 0 | 0 | 0.00 | 0.00 | 0 | 0 | 0.00 | | | |
| 83 Baumann Tobias | 0 | 0 | 0 | 0 | 0 | 0.00 | 0.00 | 0 | 0 | 0.00 | | | |
| 89 Dargren Hampus | 3 | 0 | 3 | 5 | 2 | 40.00 | 50.00 | 1 | 1 | 20.00 | | | |
| 92 Johansson Jesper | 3 | 0 | 3 | 0 | 0 | 0.00 | 0.00 | 0 | 0 | 0.00 | | | |
| 96 Kuchen Florian | 0 | 1 | -1 | 0 | 0 | 0.00 | 0.00 | 0 | 0 | 0.00 | | | |
| | 25 | 10 | | 29 | 13 | 44.83 | 38.46 | | | | | | |