

# Spielstatistik



## CH Cup Herren



VS



## Games

| 24.02.2018 Game                    | Spectators | in %   | Result | Duration |
|------------------------------------|------------|--------|--------|----------|
| 19:25 SV Wiler-Ersigen - GC Zürich | 3'200      | 100.00 | 11 : 6 | 02:11:00 |

Day total

|              |               |
|--------------|---------------|
| <b>3'200</b> | <b>100.00</b> |
| <b>3'200</b> |               |

## Team Statistic

| Team             | Games played | Shots      |           |              |                | Goals     |       | Bullies   |     |       | Penalties   |       |                  |
|------------------|--------------|------------|-----------|--------------|----------------|-----------|-------|-----------|-----|-------|-------------|-------|------------------|
|                  |              | Total      | on Goal   | % on Goal    | Efficiency (%) | scored    | in %  | Total     | won | in %  | Total (min) | in %  | Total (min eff.) |
| GC Zürich        | 1            | 48         | 21        | 43.75        | 28.57          | 6         | 35.29 | 22        | 11  | 50.00 | 6           | 50.00 | 00:04:20         |
| SV Wiler-Ersigen | 1            | 54         | 33        | 61.11        | 33.33          | 11        | 64.71 | 23        | 12  | 52.17 | 6           | 50.00 | 00:02:11         |
|                  |              | <b>102</b> | <b>54</b> | <b>52.94</b> | <b>31.48</b>   | <b>17</b> |       | <b>45</b> |     |       | <b>12</b>   |       |                  |

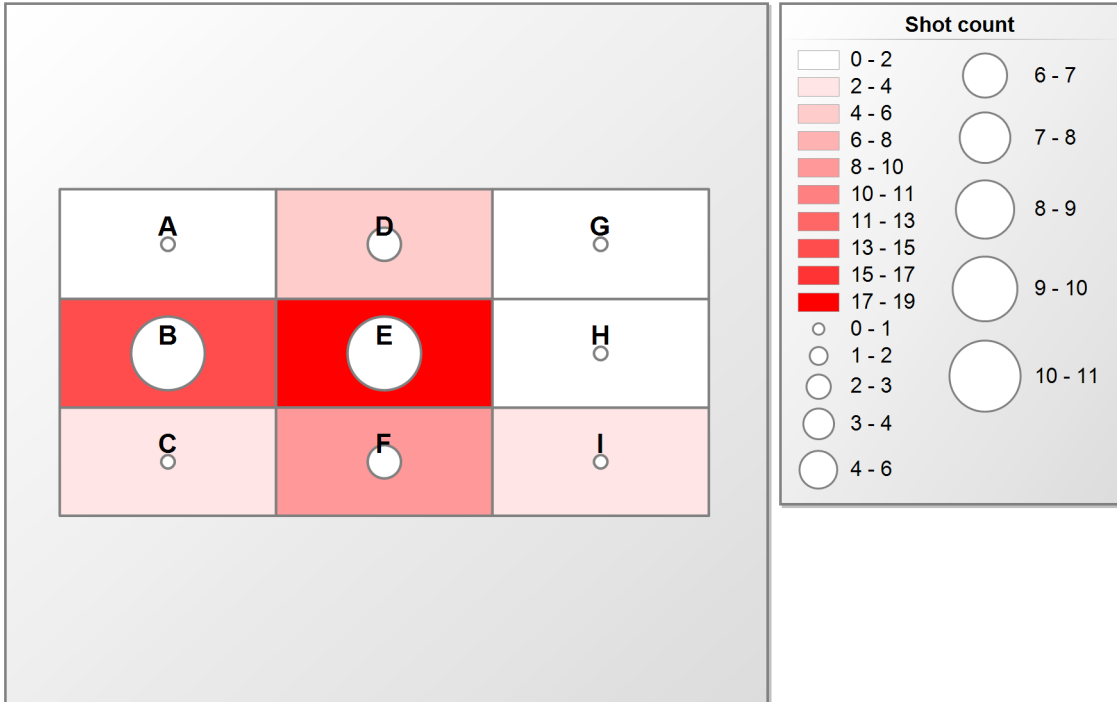
## SV Wiler-Ersigen



|               | Goals achieved | Goals get | penalty minutes |
|---------------|----------------|-----------|-----------------|
| Team overview | 11             | 6         | 6               |

| Player                 | Games played | Plus/Minus |   |         |        |        | Shots     |           |              |                | Goals  |         |       | Bullies   |           |              | Penalties   |       |
|------------------------|--------------|------------|---|---------|--------|--------|-----------|-----------|--------------|----------------|--------|---------|-------|-----------|-----------|--------------|-------------|-------|
|                        |              | +          | - | balance | + in % | - in % | Total     | on Goal   | % on Goal    | Efficiency (%) | scored | Assists | in %  | Total     | won       | in %         | Total (min) | in %  |
| 19 Hofbauer Matthias   | 1            | 6          | 3 | 3       | 54.55  | 50.00  | 6         | 4         | 66.67        | 75.00          | 3      | 1       | 27.27 | 8         | 5         | 62.50        | 0           | 0.00  |
| 94 Louis Marco         | 1            | 6          | 3 | 3       | 54.55  | 50.00  | 3         | 2         | 66.67        | 50.00          | 1      | 2       | 9.09  | 0         | 0         | 0.00         | 0           | 0.00  |
| 9 Johnsson Daniel      | 1            | 3          | 1 | 2       | 27.27  | 16.67  | 7         | 2         | 28.57        | 100.00         | 2      | 0       | 18.18 | 4         | 1         | 25.00        | 0           | 0.00  |
| 51 Alder Dominik       | 1            | 2          | 1 | 1       | 18.18  | 16.67  | 5         | 4         | 80.00        | 25.00          | 1      | 1       | 9.09  | 0         | 0         | 0.00         | 0           | 0.00  |
| 22 Mutter Claudio      | 1            | 4          | 4 | 0       | 36.36  | 66.67  | 6         | 5         | 83.33        | 20.00          | 1      | 1       | 9.09  | 5         | 2         | 40.00        | 2           | 33.33 |
| 97 Rentsch Marco       | 1            | 5          | 1 | 4       | 45.45  | 16.67  | 2         | 0         | 0.00         | 0.00           | 0      | 2       | 0.00  | 0         | 0         | 0.00         | 0           | 0.00  |
| 32 von Pritzbuher Tino | 1            | 2          | 0 | 2       | 18.18  | 0.00   | 3         | 1         | 33.33        | 100.00         | 1      | 0       | 9.09  | 0         | 0         | 0.00         | 0           | 0.00  |
| 71 Bürki Jan           | 1            | 6          | 4 | 2       | 54.55  | 66.67  | 4         | 2         | 50.00        | 50.00          | 1      | 0       | 9.09  | 0         | 0         | 0.00         | 2           | 33.33 |
| 77 Känzig Deny         | 1            | 4          | 3 | 1       | 36.36  | 50.00  | 11        | 8         | 72.73        | 12.50          | 1      | 0       | 9.09  | 0         | 0         | 0.00         | 0           | 0.00  |
| 2 Bischofberger Nicola | 1            | 4          | 3 | 1       | 36.36  | 50.00  | 1         | 0         | 0.00         | 0.00           | 0      | 1       | 0.00  | 0         | 0         | 0.00         | 0           | 0.00  |
| 10 Wittwer Dave        | 1            | 6          | 4 | 2       | 54.55  | 66.67  | 1         | 1         | 100.00       | 0.00           | 0      | 1       | 0.00  | 0         | 0         | 0.00         | 2           | 33.33 |
| 21 Väänänen Tatu       | 1            | 4          | 3 | 1       | 36.36  | 50.00  | 1         | 0         | 0.00         | 0.00           | 0      | 1       | 0.00  | 3         | 2         | 66.67        | 0           | 0.00  |
| 73 Hollenstein Andrin  | 1            | 0          | 0 | 0       | 0.00   | 0.00   | 0         | 0         | 0.00         | 0.00           | 0      | 1       | 0.00  | 0         | 0         | 0.00         | 0           | 0.00  |
| 8 Šešulka Daniel       | 1            | 1          | 0 | 1       | 9.09   | 0.00   | 3         | 3         | 100.00       | 0.00           | 0      | 0       | 0.00  | 0         | 0         | 0.00         | 0           | 0.00  |
| 13 Meister Lukas       | 1            | 1          | 0 | 1       | 9.09   | 0.00   | 0         | 0         | 0.00         | 0.00           | 0      | 0       | 0.00  | 0         | 0         | 0.00         | 0           | 0.00  |
| 14 Laubscher Simon     | 1            | 1          | 0 | 1       | 9.09   | 0.00   | 1         | 1         | 100.00       | 0.00           | 0      | 0       | 0.00  | 3         | 2         | 66.67        | 0           | 0.00  |
| 26 Moser Lukas         | 1            | 0          | 0 | 0       | 0.00   | 0.00   | 0         | 0         | 0.00         | 0.00           | 0      | 0       | 0.00  | 0         | 0         | 0.00         | 0           | 0.00  |
| 29 Wenk Florian        | 1            | 0          | 0 | 0       | 0.00   | 0.00   | 0         | 0         | 0.00         | 0.00           | 0      | 0       | 0.00  | 0         | 0         | 0.00         | 0           | 0.00  |
| 81 Affolter Philipp    | 1            | 0          | 0 | 0       | 0.00   | 0.00   | 0         | 0         | 0.00         | 0.00           | 0      | 0       | 0.00  | 0         | 0         | 0.00         | 0           | 0.00  |
| 85 Krähenbühl Joel     | 1            | 0          | 0 | 0       | 0.00   | 0.00   | 0         | 0         | 0.00         | 0.00           | 0      | 0       | 0.00  | 0         | 0         | 0.00         | 0           | 0.00  |
| 93 Känzig Tobias       | 1            | 0          | 0 | 0       | 0.00   | 0.00   | 0         | 0         | 0.00         | 0.00           | 0      | 0       | 0.00  | 0         | 0         | 0.00         | 0           | 0.00  |
|                        |              |            |   |         |        |        | <b>54</b> | <b>33</b> | <b>61.11</b> | <b>33.33</b>   |        |         |       | <b>23</b> | <b>12</b> | <b>52.17</b> | <b>6</b>    |       |

## Short distribution and shots on goal



| Zone (Fields)     | A | B  | C | D | E  | F | G | H | I | Total |
|-------------------|---|----|---|---|----|---|---|---|---|-------|
| Total             | 1 | 14 | 2 | 5 | 19 | 9 | 1 | 1 | 2 | 54    |
| on Goal (Circles) | 1 | 11 | 1 | 4 | 11 | 4 | 0 | 0 | 1 | 33    |




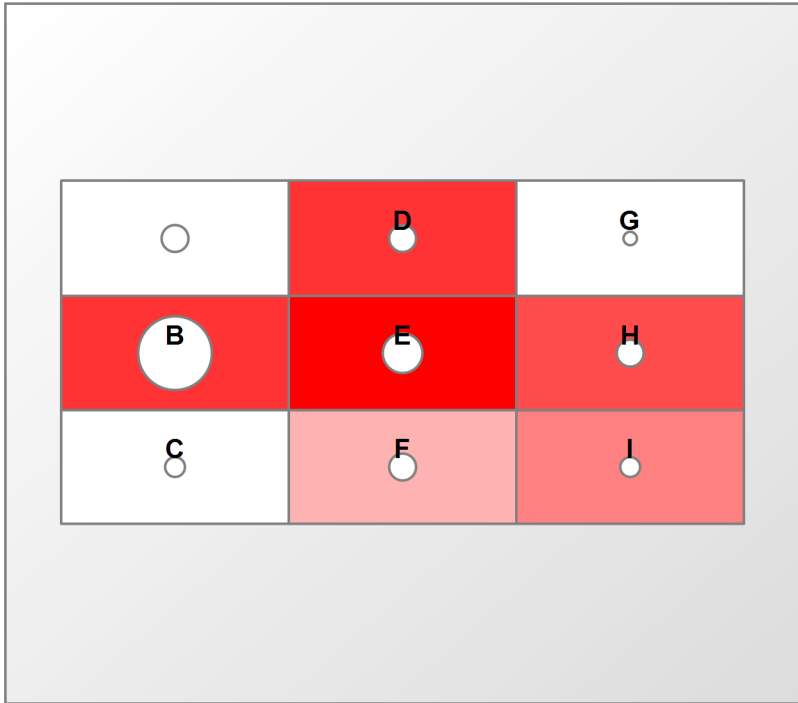
## GC Zürich



|               | Goals achieved | Goals get | penalty minutes |
|---------------|----------------|-----------|-----------------|
| Team overview | 6              | 11        | 6               |

| Player               | Games played | Plus/Minus |   |         |        |        | Shots     |           |              |                | Goals  |         |       | Bullies   |           |              | Penalties   |       |
|----------------------|--------------|------------|---|---------|--------|--------|-----------|-----------|--------------|----------------|--------|---------|-------|-----------|-----------|--------------|-------------|-------|
|                      |              | +          | - | balance | + in % | - in % | Total     | on Goal   | % on Goal    | Efficiency (%) | scored | Assists | in %  | Total     | won       | in %         | Total (min) | in %  |
| 21 Julkunen Emil     | 1            | 5          | 6 | -1      | 83.33  | 54.55  | 2         | 1         | 50.00        | 100.00         | 1      | 2       | 16.67 | 0         | 0         | 0.00         | 2           | 33.33 |
| 91 Scalvinoni Nico   | 1            | 2          | 3 | -1      | 33.33  | 27.27  | 3         | 3         | 100.00       | 66.67          | 2      | 0       | 33.33 | 6         | 6         | 100.00       | 0           | 0.00  |
| 6 Laely Claudio      | 1            | 5          | 6 | -1      | 83.33  | 54.55  | 8         | 4         | 50.00        | 50.00          | 2      | 0       | 33.33 | 0         | 0         | 0.00         | 0           | 0.00  |
| 95 Rügger Joel       | 1            | 5          | 7 | -2      | 83.33  | 63.64  | 7         | 5         | 71.43        | 20.00          | 1      | 1       | 16.67 | 2         | 1         | 50.00        | 0           | 0.00  |
| 17 Honold Andreas    | 1            | 2          | 5 | -3      | 33.33  | 45.45  | 7         | 0         | 0.00         | 0.00           | 0      | 1       | 0.00  | 0         | 0         | 0.00         | 0           | 0.00  |
| 97 Graf Luca         | 1            | 5          | 7 | -2      | 83.33  | 63.64  | 7         | 1         | 14.29        | 0.00           | 0      | 1       | 0.00  | 0         | 0         | 0.00         | 2           | 33.33 |
| 2 Hess Alexander     | 1            | 0          | 0 | 0       | 0.00   | 0.00   | 0         | 0         | 0.00         | 0.00           | 0      | 0       | 0.00  | 0         | 0         | 0.00         | 0           | 0.00  |
| 7 Kaiser Alain       | 1            | 0          | 0 | 0       | 0.00   | 0.00   | 0         | 0         | 0.00         | 0.00           | 0      | 0       | 0.00  | 0         | 0         | 0.00         | 0           | 0.00  |
| 8 Mock Moritz        | 1            | 0          | 2 | -2      | 0.00   | 18.18  | 0         | 0         | 0.00         | 0.00           | 0      | 0       | 0.00  | 0         | 0         | 0.00         | 0           | 0.00  |
| 9 Müller Julian      | 1            | 1          | 3 | -2      | 16.67  | 27.27  | 1         | 1         | 100.00       | 0.00           | 0      | 0       | 0.00  | 0         | 0         | 0.00         | 0           | 0.00  |
| 10 Berlinger Nicolas | 1            | 0          | 0 | 0       | 0.00   | 0.00   | 0         | 0         | 0.00         | 0.00           | 0      | 0       | 0.00  | 0         | 0         | 0.00         | 0           | 0.00  |
| 11 Zolliker Cyril    | 1            | 0          | 1 | -1      | 0.00   | 9.09   | 0         | 0         | 0.00         | 0.00           | 0      | 0       | 0.00  | 0         | 0         | 0.00         | 0           | 0.00  |
| 13 Bier Kay          | 1            | 0          | 0 | 0       | 0.00   | 0.00   | 0         | 0         | 0.00         | 0.00           | 0      | 0       | 0.00  | 0         | 0         | 0.00         | 0           | 0.00  |
| 19 Steiger Daniel    | 1            | 1          | 4 | -3      | 16.67  | 36.36  | 3         | 1         | 33.33        | 0.00           | 0      | 0       | 0.00  | 1         | 0         | 0.00         | 0           | 0.00  |
| 23 Göldi Fabrice     | 1            | 1          | 5 | -4      | 16.67  | 45.45  | 4         | 2         | 50.00        | 0.00           | 0      | 0       | 0.00  | 8         | 4         | 50.00        | 0           | 0.00  |
| 27 Pedolin Cyrill    | 1            | 3          | 1 | 2       | 50.00  | 9.09   | 0         | 0         | 0.00         | 0.00           | 0      | 0       | 0.00  | 0         | 0         | 0.00         | 0           | 0.00  |
| 29 Wenk Florian      | 1            | 0          | 0 | 0       | 0.00   | 0.00   | 0         | 0         | 0.00         | 0.00           | 0      | 0       | 0.00  | 0         | 0         | 0.00         | 0           | 0.00  |
| 41 Reusser Benjamin  | 1            | 0          | 2 | -2      | 0.00   | 18.18  | 5         | 3         | 60.00        | 0.00           | 0      | 0       | 0.00  | 4         | 0         | 0.00         | 0           | 0.00  |
| 71 Vizzini Roberto   | 1            | 0          | 1 | -1      | 0.00   | 9.09   | 1         | 0         | 0.00         | 0.00           | 0      | 0       | 0.00  | 0         | 0         | 0.00         | 0           | 0.00  |
| 81 Zürcher Michael   | 1            | 1          | 4 | -3      | 16.67  | 36.36  | 0         | 0         | 0.00         | 0.00           | 0      | 0       | 0.00  | 1         | 0         | 0.00         | 2           | 33.33 |
|                      |              |            |   |         |        |        | <b>48</b> | <b>21</b> | <b>43.75</b> | <b>28.57</b>   |        |         |       | <b>22</b> | <b>11</b> | <b>50.00</b> | <b>6</b>    |       |

## Shot distribution and shots on goal



| Zone (Fields)     | B | C | D | E  | F | G | H | I | Total |
|-------------------|---|---|---|----|---|---|---|---|-------|
| Total             | 9 | 1 | 9 | 10 | 4 | 1 | 8 | 6 | 48    |
| on Goal (Circles) | 9 | 1 | 2 | 4  | 2 | 0 | 2 | 1 | 21    |



| Player Statistic |                          |       | Games played | Shots   |           |                |        | Goals   |      |       | Scorer points |       | Bullies |      |             | Penalties |       |
|------------------|--------------------------|-------|--------------|---------|-----------|----------------|--------|---------|------|-------|---------------|-------|---------|------|-------------|-----------|-------|
| Player           | Team                     | Total |              | on Goal | % on Goal | Efficiency (%) | scored | Assists | in % | Total | pt./game      | Total | won     | in % | Total (min) | in %      |       |
| 1.               | Hofbauer Matthias (19)   | SVWE  | 1            | 6       | 4         | 66.67          | 75.00  | 3       | 1    | 17.65 | 4             | 4.00  | 8       | 5    | 62.50       | 0         | 0.00  |
| 2.               | Julkunen Emil (21)       | GC    | 1            | 2       | 1         | 50.00          | 100.00 | 1       | 2    | 5.88  | 3             | 3.00  | 0       | 0    | 0.00        | 2         | 16.67 |
| 3.               | Louis Marco (94)         | SVWE  | 1            | 3       | 2         | 66.67          | 50.00  | 1       | 2    | 5.88  | 3             | 3.00  | 0       | 0    | 0.00        | 0         | 0.00  |
| 4.               | Johnsson Daniel (9)      | SVWE  | 1            | 7       | 2         | 28.57          | 100.00 | 2       | 0    | 11.76 | 2             | 2.00  | 4       | 1    | 25.00       | 0         | 0.00  |
| 5.               | Scalvinoni Nico (91)     | GC    | 1            | 3       | 3         | 100.00         | 66.67  | 2       | 0    | 11.76 | 2             | 2.00  | 6       | 6    | 100.00      | 0         | 0.00  |
| 6.               | Laely Claudio (6)        | GC    | 1            | 8       | 4         | 50.00          | 50.00  | 2       | 0    | 11.76 | 2             | 2.00  | 0       | 0    | 0.00        | 0         | 0.00  |
| 7.               | Alder Dominik (51)       | SVWE  | 1            | 5       | 4         | 80.00          | 25.00  | 1       | 1    | 5.88  | 2             | 2.00  | 0       | 0    | 0.00        | 0         | 0.00  |
| 8.               | Rüegger Joel (95)        | GC    | 1            | 7       | 5         | 71.43          | 20.00  | 1       | 1    | 5.88  | 2             | 2.00  | 2       | 1    | 50.00       | 0         | 0.00  |
| 9.               | Mutter Claudio (22)      | SVWE  | 1            | 6       | 5         | 83.33          | 20.00  | 1       | 1    | 5.88  | 2             | 2.00  | 5       | 2    | 40.00       | 2         | 16.67 |
| 10.              | Rentsch Marco (97)       | SVWE  | 1            | 2       | 0         | 0.00           | 0.00   | 0       | 2    | 0.00  | 2             | 2.00  | 0       | 0    | 0.00        | 0         | 0.00  |
| 11.              | von Pritzbuer Tino (32)  | SVWE  | 1            | 3       | 1         | 33.33          | 100.00 | 1       | 0    | 5.88  | 1             | 1.00  | 0       | 0    | 0.00        | 0         | 0.00  |
| 12.              | Bürki Jan (71)           | SVWE  | 1            | 4       | 2         | 50.00          | 50.00  | 1       | 0    | 5.88  | 1             | 1.00  | 0       | 0    | 0.00        | 2         | 16.67 |
| 13.              | Känzig Deny (77)         | SVWE  | 1            | 11      | 8         | 72.73          | 12.50  | 1       | 0    | 5.88  | 1             | 1.00  | 0       | 0    | 0.00        | 0         | 0.00  |
| 14.              | Honold Andreas (17)      | GC    | 1            | 7       | 0         | 0.00           | 0.00   | 0       | 1    | 0.00  | 1             | 1.00  | 0       | 0    | 0.00        | 0         | 0.00  |
| 15.              | Graf Luca (97)           | GC    | 1            | 7       | 1         | 14.29          | 0.00   | 0       | 1    | 0.00  | 1             | 1.00  | 0       | 0    | 0.00        | 2         | 16.67 |
| 16.              | Bischofberger Nicola (2) | SVWE  | 1            | 1       | 0         | 0.00           | 0.00   | 0       | 1    | 0.00  | 1             | 1.00  | 0       | 0    | 0.00        | 0         | 0.00  |
| 17.              | Wittwer Dave (10)        | SVWE  | 1            | 1       | 1         | 100.00         | 0.00   | 0       | 1    | 0.00  | 1             | 1.00  | 0       | 0    | 0.00        | 2         | 16.67 |
| 18.              | Väänänen Tatu (21)       | SVWE  | 1            | 1       | 0         | 0.00           | 0.00   | 0       | 1    | 0.00  | 1             | 1.00  | 3       | 2    | 66.67       | 0         | 0.00  |
| 19.              | Hollenstein Andrin (73)  | SVWE  | 1            | 0       | 0         | 0.00           | 0.00   | 0       | 1    | 0.00  | 1             | 1.00  | 0       | 0    | 0.00        | 0         | 0.00  |
| 20.              | Hess Alexander (2)       | GC    | 1            | 0       | 0         | 0.00           | 0.00   | 0       | 0    | 0.00  | 0             | 0.00  | 0       | 0    | 0.00        | 0         | 0.00  |
| 21.              | Kaiser Alain (7)         | GC    | 1            | 0       | 0         | 0.00           | 0.00   | 0       | 0    | 0.00  | 0             | 0.00  | 0       | 0    | 0.00        | 0         | 0.00  |
| 22.              | Mock Moritz (8)          | GC    | 1            | 0       | 0         | 0.00           | 0.00   | 0       | 0    | 0.00  | 0             | 0.00  | 0       | 0    | 0.00        | 0         | 0.00  |
| 23.              | Müller Julian (9)        | GC    | 1            | 1       | 1         | 100.00         | 0.00   | 0       | 0    | 0.00  | 0             | 0.00  | 0       | 0    | 0.00        | 0         | 0.00  |
| 24.              | Berlinger Nicolas (10)   | GC    | 1            | 0       | 0         | 0.00           | 0.00   | 0       | 0    | 0.00  | 0             | 0.00  | 0       | 0    | 0.00        | 0         | 0.00  |
| 25.              | Zolliker Cyril (11)      | GC    | 1            | 0       | 0         | 0.00           | 0.00   | 0       | 0    | 0.00  | 0             | 0.00  | 0       | 0    | 0.00        | 0         | 0.00  |
| 26.              | Bier Kay (13)            | GC    | 1            | 0       | 0         | 0.00           | 0.00   | 0       | 0    | 0.00  | 0             | 0.00  | 0       | 0    | 0.00        | 0         | 0.00  |
| 27.              | Steiger Daniel (19)      | GC    | 1            | 3       | 1         | 33.33          | 0.00   | 0       | 0    | 0.00  | 0             | 0.00  | 1       | 0    | 0.00        | 0         | 0.00  |
| 28.              | Göldi Fabrice (23)       | GC    | 1            | 4       | 2         | 50.00          | 0.00   | 0       | 0    | 0.00  | 0             | 0.00  | 8       | 4    | 50.00       | 0         | 0.00  |
| 29.              | Pedolin Cyrill (27)      | GC    | 1            | 0       | 0         | 0.00           | 0.00   | 0       | 0    | 0.00  | 0             | 0.00  | 0       | 0    | 0.00        | 0         | 0.00  |
| 30.              | Wenk Florian (29)        | GC    | 1            | 0       | 0         | 0.00           | 0.00   | 0       | 0    | 0.00  | 0             | 0.00  | 0       | 0    | 0.00        | 0         | 0.00  |
| 31.              | Reusser Benjamin (41)    | GC    | 1            | 5       | 3         | 60.00          | 0.00   | 0       | 0    | 0.00  | 0             | 0.00  | 4       | 0    | 0.00        | 0         | 0.00  |

| Player Statistic |                       |      | Games played | Shots      |           |              |                | Goals     |         |      | Scorer points |          | Bullies   |     |       | Penalties   |       |  |
|------------------|-----------------------|------|--------------|------------|-----------|--------------|----------------|-----------|---------|------|---------------|----------|-----------|-----|-------|-------------|-------|--|
|                  | Player                | Team |              | Total      | on Goal   | % on Goal    | Efficiency (%) | scored    | Assists | in % | Total         | pt./game | Total     | won | in %  | Total (min) | in %  |  |
| 32.              | Vizzini Roberto (71)  | GC   | 1            | 1          | 0         | 0.00         | 0.00           | 0         | 0       | 0.00 | 0             | 0.00     | 0         | 0   | 0.00  | 0           | 0.00  |  |
| 33.              | Zürcher Michael (81)  | GC   | 1            | 0          | 0         | 0.00         | 0.00           | 0         | 0       | 0.00 | 0             | 0.00     | 1         | 0   | 0.00  | 2           | 16.67 |  |
| 34.              | Šešulka Daniel (8)    | SVWE | 1            | 3          | 3         | 100.00       | 0.00           | 0         | 0       | 0.00 | 0             | 0.00     | 0         | 0   | 0.00  | 0           | 0.00  |  |
| 35.              | Meister Lukas (13)    | SVWE | 1            | 0          | 0         | 0.00         | 0.00           | 0         | 0       | 0.00 | 0             | 0.00     | 0         | 0   | 0.00  | 0           | 0.00  |  |
| 36.              | Laubscher Simon (14)  | SVWE | 1            | 1          | 1         | 100.00       | 0.00           | 0         | 0       | 0.00 | 0             | 0.00     | 3         | 2   | 66.67 | 0           | 0.00  |  |
| 37.              | Moser Lukas (26)      | SVWE | 1            | 0          | 0         | 0.00         | 0.00           | 0         | 0       | 0.00 | 0             | 0.00     | 0         | 0   | 0.00  | 0           | 0.00  |  |
| 38.              | Wenk Florian (29)     | SVWE | 1            | 0          | 0         | 0.00         | 0.00           | 0         | 0       | 0.00 | 0             | 0.00     | 0         | 0   | 0.00  | 0           | 0.00  |  |
| 39.              | Affolter Philipp (81) | SVWE | 1            | 0          | 0         | 0.00         | 0.00           | 0         | 0       | 0.00 | 0             | 0.00     | 0         | 0   | 0.00  | 0           | 0.00  |  |
| 40.              | Krähenbühl Joel (85)  | SVWE | 1            | 0          | 0         | 0.00         | 0.00           | 0         | 0       | 0.00 | 0             | 0.00     | 0         | 0   | 0.00  | 0           | 0.00  |  |
| 41.              | Känzig Tobias (93)    | SVWE | 1            | 0          | 0         | 0.00         | 0.00           | 0         | 0       | 0.00 | 0             | 0.00     | 0         | 0   | 0.00  | 0           | 0.00  |  |
|                  |                       |      |              | <b>102</b> | <b>54</b> | <b>52.94</b> | <b>31.48</b>   | <b>17</b> |         |      |               |          | <b>45</b> |     |       | <b>12</b>   |       |  |

**Sorted by:**

- 1st scorer points
- 2nd scorer points per game
- 3rd goals scored
- 4th efficiency

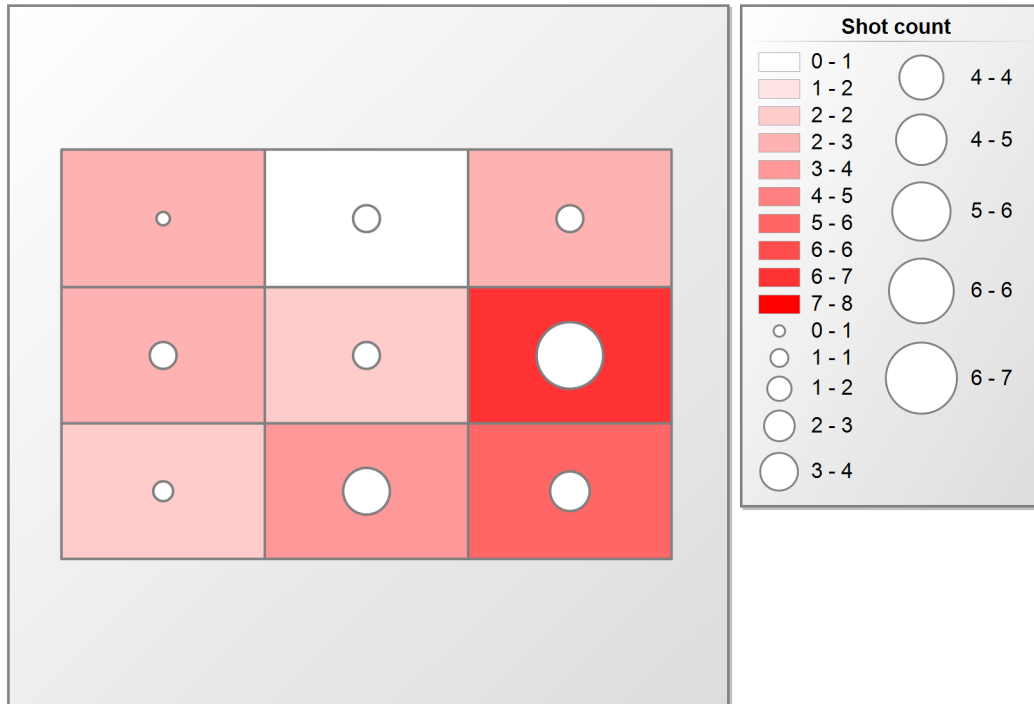


|                        | Defense   |          |           |          |           | Goal received |                 |              |            |           |          |             |             |           | Total     | Saves     | Saves in %   |
|------------------------|-----------|----------|-----------|----------|-----------|---------------|-----------------|--------------|------------|-----------|----------|-------------|-------------|-----------|-----------|-----------|--------------|
|                        | Body      | Foot/Leg | Hand/Arm  | Helmet   | Total     |               | behind the goal | between legs | distracted | missed    | movement | play around | transferred | Total     |           |           |              |
| 30 Pascal Meier        | 10        | 3        | 7         | 0        | 20        | 0             | 0               | 0            | 0          | 8         | 0        | 0           | 1           | 9         | 29        | 20        | 68.97        |
| 48 Nicolas Wolf        | 2         | 5        | 8         |          | 15        |               |                 |              |            | 2         | 3        | 1           |             | 6         | 21        | 15        | 71.43        |
| 67 Christoph Reich     | 0         | 0        | 0         | 0        | 0         |               | 0               | 0            | 0          | 0         | 0        | 0           | 0           | 0         | 0         | 0         | 0.00         |
| 31 Mathieu Unternährer | 0         | 0        | 0         | 0        | 0         | 0             | 0               | 0            | 0          | 0         | 0        | 0           | 0           | 0         | 0         | 0         | 0.00         |
| <b>Total</b>           | <b>12</b> | <b>8</b> | <b>15</b> | <b>0</b> | <b>35</b> | <b>0</b>      | <b>0</b>        | <b>0</b>     | <b>0</b>   | <b>10</b> | <b>3</b> | <b>1</b>    | <b>1</b>    | <b>15</b> | <b>50</b> | <b>35</b> | <b>70.00</b> |

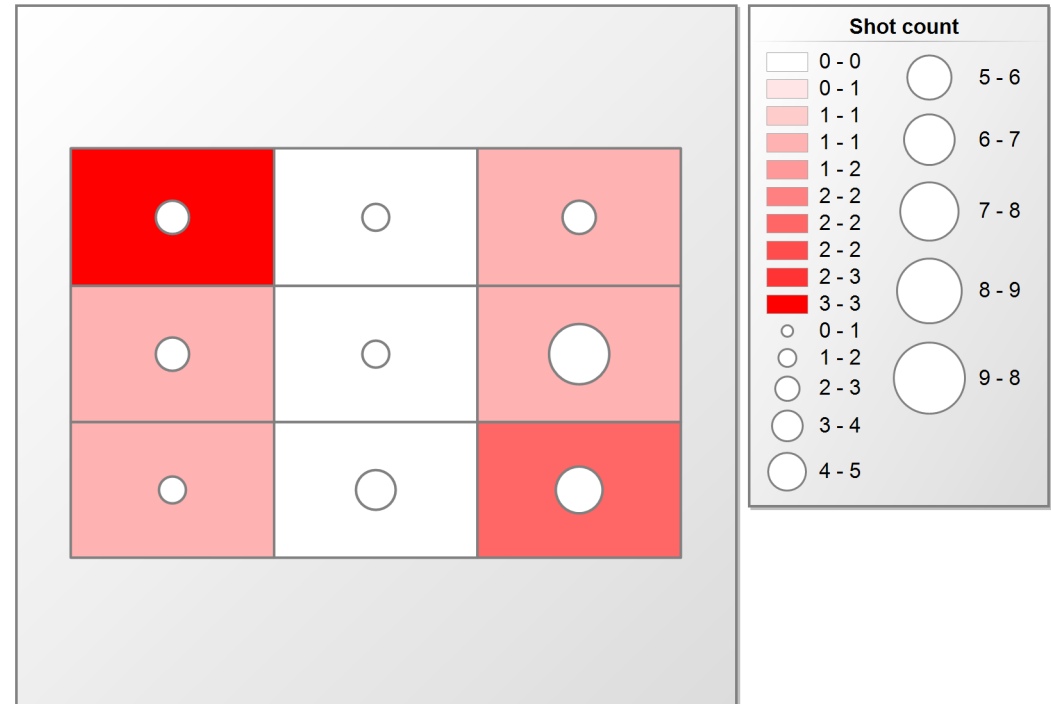


|                 | Defense   |          |          |           | Goal received |             |          | Total     | Saves     | Saves in %   |
|-----------------|-----------|----------|----------|-----------|---------------|-------------|----------|-----------|-----------|--------------|
|                 | Body      | Foot/Leg | Hand/Arm | Total     | missed        | transferred | Total    |           |           |              |
| 30 Pascal Meier | 10        | 3        | 7        | 20        | 8             | 1           | 9        | 29        | 20        | 68.97        |
| <b>Total</b>    | <b>10</b> | <b>3</b> | <b>7</b> | <b>20</b> | <b>8</b>      | <b>1</b>    | <b>9</b> | <b>29</b> | <b>20</b> | <b>68.97</b> |

Shots and Saves



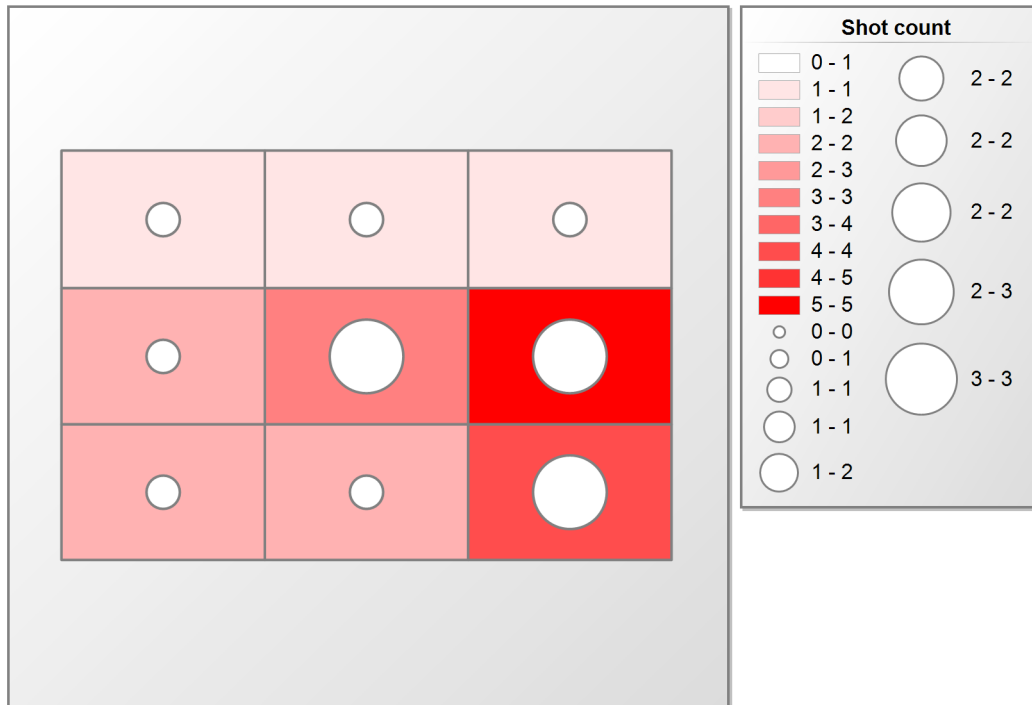
received Goals and shots



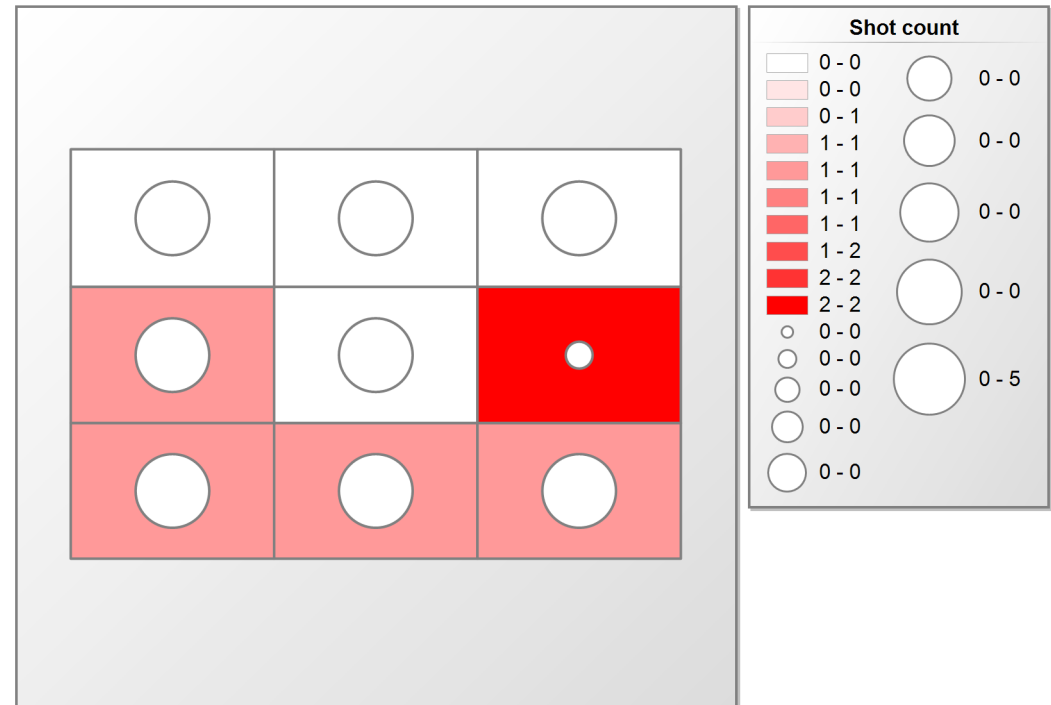
|                 | Defense  |          |          |           | Goal received |          |             |          | Total     | Saves     | Saves in %   |
|-----------------|----------|----------|----------|-----------|---------------|----------|-------------|----------|-----------|-----------|--------------|
|                 | Body     | Foot/Leg | Hand/Arm | Total     | missed        | movement | play around | Total    |           |           |              |
| 48 Nicolas Wolf | 2        | 5        | 8        | 15        | 2             | 3        | 1           | 6        | 21        | 15        | 71.43        |
| <b>Total</b>    | <b>2</b> | <b>5</b> | <b>8</b> | <b>15</b> | <b>2</b>      | <b>3</b> | <b>1</b>    | <b>6</b> | <b>21</b> | <b>15</b> | <b>71.43</b> |



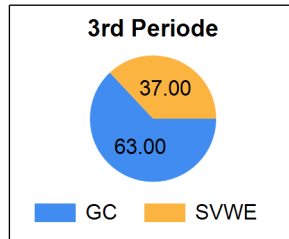
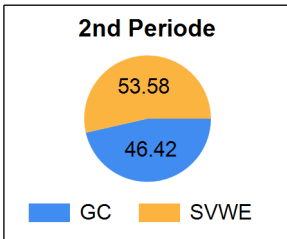
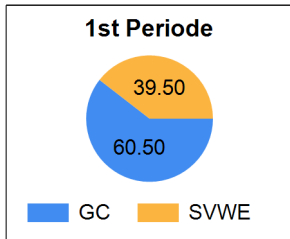
Shots and Saves



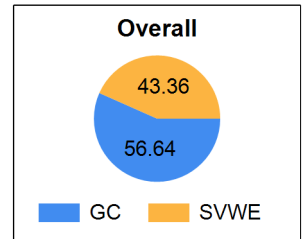
received Goals and shots



## Possession



No Data Available



SV Wiler-Ersigen



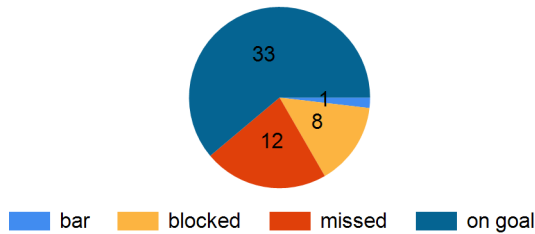
**11** | **6**

|     | SV Wiler-Ersigen | GC Zürich |
|-----|------------------|-----------|
| 1st | 3                | 1         |
| 2nd | 4                | 1         |
| 3rd | 4                | 4         |
| ET  | 0                | 0         |

GC Zürich



## Shots statistics



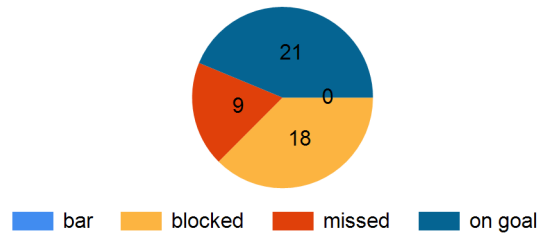
|              | 1st       | 2nd       | 3rd       | ET       | Total     |
|--------------|-----------|-----------|-----------|----------|-----------|
| bar          | 0         | 1         | 0         | 0        | 1         |
| blocked      | 4         | 2         | 2         | 0        | 8         |
| missed       | 7         | 3         | 2         | 0        | 12        |
| on goal      | 9         | 15        | 9         | 0        | 33        |
| <b>Total</b> | <b>20</b> | <b>21</b> | <b>13</b> | <b>0</b> | <b>54</b> |

|                |       |       |       |              |
|----------------|-------|-------|-------|--------------|
| Precision (%)  | 45.00 | 71.43 | 69.23 | <b>61.11</b> |
| Efficiency (%) | 33.33 | 26.67 | 44.44 | <b>33.33</b> |

## Goalkeeper statistic

|              | 48 Nicolas Wolf |           |
|--------------|-----------------|-----------|
|              | Shots           | Saves     |
| 1st          | 5               | 4         |
|              | 80.00%          |           |
| 2nd          | 4               | 3         |
|              | 75.00%          |           |
| 3rd          | 12              | 8         |
|              | 66.67%          |           |
| <b>Total</b> | <b>21</b>       | <b>15</b> |
|              | <b>71.43%</b>   |           |

## Shots statistics



|              | 1st       | 2nd       | 3rd       | ET       | Total     |
|--------------|-----------|-----------|-----------|----------|-----------|
| bar          | 0         | 0         | 0         | 0        | 0         |
| blocked      | 3         | 6         | 9         | 0        | 18        |
| missed       | 2         | 3         | 4         | 0        | 9         |
| on goal      | 5         | 4         | 12        | 0        | 21        |
| <b>Total</b> | <b>10</b> | <b>13</b> | <b>25</b> | <b>0</b> | <b>48</b> |

|                |       |       |       |              |
|----------------|-------|-------|-------|--------------|
| Precision (%)  | 50.00 | 30.77 | 48.00 | <b>43.75</b> |
| Efficiency (%) | 20.00 | 25.00 | 33.33 | <b>28.57</b> |

## Goalkeeper statistic

|              | 30 Pascal Meier |           |
|--------------|-----------------|-----------|
|              | Shots           | Saves     |
| 1st          | 9               | 6         |
|              | 66.67%          |           |
| 2nd          | 15              | 11        |
|              | 73.33%          |           |
| 3rd          | 7               | 5         |
|              | 71.43%          |           |
| <b>Total</b> | <b>31</b>       | <b>22</b> |
|              | <b>70.97%</b>   |           |

## Penaltytime statistics

|            | 1st   | 2nd   | 3rd   | Total | Goals |
|------------|-------|-------|-------|-------|-------|
| Power play | 02:00 | 00:00 | 02:20 | 04:20 | 0     |
| Box Play   | 00:00 | 00:15 | 01:56 | 02:11 | 0     |

## Penaltytime statistics

|            | 1st   | 2nd   | 3rd   | Total | Goals |
|------------|-------|-------|-------|-------|-------|
| Power play | 00:00 | 00:15 | 01:56 | 02:11 | 3     |
| Box Play   | 02:00 | 00:00 | 02:20 | 04:20 | 0     |

## Game history

### 1st Periode

| Time  | Result | Team             | Special Situation | #  | Player            | #  | Assist               | Speed |
|-------|--------|------------------|-------------------|----|-------------------|----|----------------------|-------|
| 02:41 | 1-0    | SV Wiler-Ersigen |                   | 9  | Daniel Johnsson   | 21 | Tatu Väänänen        | 0.00  |
| 07:32 | 1-1    | GC Zürich        |                   | 95 | Joel Rüegger      |    |                      | 0.00  |
| 08:09 | 2-1    | SV Wiler-Ersigen |                   | 19 | Matthias Hofbauer | 10 | Dave Wittwer         | 0.00  |
| 13:22 | 3-1    | SV Wiler-Ersigen |                   | 9  | Daniel Johnsson   | 2  | Nicola Bischofberger | 0.00  |
| 16:49 |        | GC Zürich        | 2' Inccorect hit  | 81 | Michael Zürcher   |    |                      |       |

### 2nd Periode

| Time  | Result | Team             | Special Situation | #  | Player            | #  | Assist            | Speed |
|-------|--------|------------------|-------------------|----|-------------------|----|-------------------|-------|
| 25:02 | 4-1    | SV Wiler-Ersigen |                   | 94 | Marco Louis       | 19 | Matthias Hofbauer | 0.00  |
| 26:12 | 5-1    | SV Wiler-Ersigen |                   | 77 | Deny Känzig       | 22 | Claudio Mutter    | 0.00  |
| 31:59 | 6-1    | SV Wiler-Ersigen |                   | 71 | Jan Bürki         | 94 | Marco Louis       | 0.00  |
| 37:33 | 7-1    | SV Wiler-Ersigen |                   | 19 | Matthias Hofbauer | 97 | Marco Rentsch     | 0.00  |
| 38:40 |        | SV Wiler-Ersigen | 2' Hands, Header  | 71 | Jan Bürki         |    |                   |       |
| 38:55 | 7-2    | GC Zürich        | PowerPlay         | 6  | Claudio Laely     | 21 | Emil Julkunen     | 0.00  |

### 3rd Periode

| Time  | Result | Team             | Special Situation         | #  | Player             | #  | Assist             | Speed |
|-------|--------|------------------|---------------------------|----|--------------------|----|--------------------|-------|
| 42:02 | 8-2    | SV Wiler-Ersigen |                           | 19 | Matthias Hofbauer  | 97 | Marco Rentsch      | 0.00  |
| 43:52 |        | GC Zürich        | 2' Inccorect hit          | 97 | Luca Graf          |    |                    |       |
| 45:37 |        | SV Wiler-Ersigen | 2' Inccorect hit          | 10 | Dave Wittwer       |    |                    |       |
| 47:00 | 8-3    | GC Zürich        | PowerPlay                 | 21 | Emil Julkunen      | 95 | Joel Rüegger       | 0.00  |
| 51:06 | 9-3    | SV Wiler-Ersigen |                           | 32 | Tino von Pritzbuer | 51 | Dominik Alder      | 0.00  |
| 52:43 | 9-4    | GC Zürich        |                           | 91 | Nico Scalvinoni    | 17 | Andreas Honold     | 0.00  |
| 53:35 |        | SV Wiler-Ersigen | 2' Blocking of stick      | 22 | Claudio Mutter     |    |                    |       |
| 54:08 | 9-5    | GC Zürich        | PowerPlay                 | 6  | Claudio Laely      | 21 | Emil Julkunen      | 0.00  |
| 55:34 |        | GC Zürich        | Time Out                  |    |                    |    |                    |       |
| 56:49 | 10-5   | SV Wiler-Ersigen | empty netter              | 51 | Dominik Alder      | 94 | Marco Louis        | 0.00  |
| 57:51 | 10-6   | GC Zürich        | without Goalkeeper        | 91 | Nico Scalvinoni    | 97 | Luca Graf          | 0.00  |
| 58:07 | 11-6   | SV Wiler-Ersigen | empty netter              | 22 | Claudio Mutter     | 73 | Andrin Hollenstein | 0.00  |
| 59:40 |        | GC Zürich        | 2' Inccorect substitution | 21 | Emil Julkunen      |    |                    |       |

| SV Wiler-Ersigen       |    |    | Plus/Minus |       |         |           | Shots          |        |         |       | Goals |  |  |
|------------------------|----|----|------------|-------|---------|-----------|----------------|--------|---------|-------|-------|--|--|
| Player                 | +  | -  | balance    | Total | on Goal | % on Goal | Efficiency (%) | scored | Assists | in %  |       |  |  |
| 2 Bischofberger Nicola | 4  | 3  | 1          | 1     | 0       | 0.00      | 0.00           | 0      | 1       | 0.00  |       |  |  |
| 8 Sešulka Daniel       | 1  | 0  | 1          | 3     | 3       | 100.00    | 0.00           | 0      | 0       | 0.00  |       |  |  |
| 9 Johnsson Daniel      | 3  | 1  | 2          | 7     | 2       | 28.57     | 100.00         | 2      | 0       | 18.18 |       |  |  |
| 10 Wittwer Dave        | 6  | 4  | 2          | 1     | 1       | 100.00    | 0.00           | 0      | 1       | 0.00  |       |  |  |
| 13 Meister Lukas       | 1  | 0  | 1          | 0     | 0       | 0.00      | 0.00           | 0      | 0       | 0.00  |       |  |  |
| 14 Laubscher Simon     | 1  | 0  | 1          | 1     | 1       | 100.00    | 0.00           | 0      | 0       | 0.00  |       |  |  |
| 19 Hofbauer Matthias   | 6  | 3  | 3          | 6     | 4       | 66.67     | 75.00          | 3      | 1       | 27.27 |       |  |  |
| 21 Väänänen Tatu       | 4  | 3  | 1          | 1     | 0       | 0.00      | 0.00           | 0      | 1       | 0.00  |       |  |  |
| 22 Mutter Claudio      | 4  | 4  | 0          | 6     | 5       | 83.33     | 20.00          | 1      | 1       | 9.09  |       |  |  |
| 26 Moser Lukas         | 0  | 0  | 0          | 0     | 0       | 0.00      | 0.00           | 0      | 0       | 0.00  |       |  |  |
| 29 Wenk Florian        | 0  | 0  | 0          | 0     | 0       | 0.00      | 0.00           | 0      | 0       | 0.00  |       |  |  |
| 32 von Pritzbufer Tino | 2  | 0  | 2          | 3     | 1       | 33.33     | 100.00         | 1      | 0       | 9.09  |       |  |  |
| 51 Alder Dominik       | 2  | 1  | 1          | 5     | 4       | 80.00     | 25.00          | 1      | 1       | 9.09  |       |  |  |
| 71 Bürki Jan           | 6  | 4  | 2          | 4     | 2       | 50.00     | 50.00          | 1      | 0       | 9.09  |       |  |  |
| 73 Hollenstein Andrin  | 0  | 0  | 0          | 0     | 0       | 0.00      | 0.00           | 0      | 1       | 0.00  |       |  |  |
| 77 Känzig Deny         | 4  | 3  | 1          | 11    | 8       | 72.73     | 12.50          | 1      | 0       | 9.09  |       |  |  |
| 81 Affolter Philipp    | 0  | 0  | 0          | 0     | 0       | 0.00      | 0.00           | 0      | 0       | 0.00  |       |  |  |
| 85 Krähenbühl Joel     | 0  | 0  | 0          | 0     | 0       | 0.00      | 0.00           | 0      | 0       | 0.00  |       |  |  |
| 93 Känzig Tobias       | 0  | 0  | 0          | 0     | 0       | 0.00      | 0.00           | 0      | 0       | 0.00  |       |  |  |
| 94 Louis Marco         | 6  | 3  | 3          | 3     | 2       | 66.67     | 50.00          | 1      | 2       | 9.09  |       |  |  |
| 97 Rentsch Marco       | 5  | 1  | 4          | 2     | 0       | 0.00      | 0.00           | 0      | 2       | 0.00  |       |  |  |
|                        | 55 | 30 |            | 54    | 33      | 61.11     | 33.33          |        |         |       |       |  |  |

| GC Zürich            |    |    | Plus/Minus |       |         |           | Shots          |        |         |       | Goals |  |  |
|----------------------|----|----|------------|-------|---------|-----------|----------------|--------|---------|-------|-------|--|--|
| Player               | +  | -  | balance    | Total | on Goal | % on Goal | Efficiency (%) | scored | Assists | in %  |       |  |  |
| 2 Hess Alexander     | 0  | 0  | 0          | 0     | 0       | 0.00      | 0.00           | 0      | 0       | 0.00  |       |  |  |
| 6 Laely Claudio      | 5  | 6  | -1         | 8     | 4       | 50.00     | 50.00          | 2      | 0       | 33.33 |       |  |  |
| 7 Kaiser Alain       | 0  | 0  | 0          | 0     | 0       | 0.00      | 0.00           | 0      | 0       | 0.00  |       |  |  |
| 8 Mock Moritz        | 0  | 2  | -2         | 0     | 0       | 0.00      | 0.00           | 0      | 0       | 0.00  |       |  |  |
| 9 Müller Julian      | 1  | 3  | -2         | 1     | 1       | 100.00    | 0.00           | 0      | 0       | 0.00  |       |  |  |
| 10 Berlinger Nicolas | 0  | 0  | 0          | 0     | 0       | 0.00      | 0.00           | 0      | 0       | 0.00  |       |  |  |
| 11 Zolliker Cyril    | 0  | 1  | -1         | 0     | 0       | 0.00      | 0.00           | 0      | 0       | 0.00  |       |  |  |
| 13 Bier Kay          | 0  | 0  | 0          | 0     | 0       | 0.00      | 0.00           | 0      | 0       | 0.00  |       |  |  |
| 17 Honold Andreas    | 2  | 5  | -3         | 7     | 0       | 0.00      | 0.00           | 0      | 1       | 0.00  |       |  |  |
| 19 Steiger Daniel    | 1  | 4  | -3         | 3     | 1       | 33.33     | 0.00           | 0      | 0       | 0.00  |       |  |  |
| 21 Julkunen Emil     | 5  | 6  | -1         | 2     | 1       | 50.00     | 100.00         | 1      | 2       | 16.67 |       |  |  |
| 23 Göldi Fabrice     | 1  | 5  | -4         | 4     | 2       | 50.00     | 0.00           | 0      | 0       | 0.00  |       |  |  |
| 27 Pedolin Cyrill    | 3  | 1  | 2          | 0     | 0       | 0.00      | 0.00           | 0      | 0       | 0.00  |       |  |  |
| 29 Wenk Florian      | 0  | 0  | 0          | 0     | 0       | 0.00      | 0.00           | 0      | 0       | 0.00  |       |  |  |
| 41 Reusser Benjamin  | 0  | 2  | -2         | 5     | 3       | 60.00     | 0.00           | 0      | 0       | 0.00  |       |  |  |
| 71 Vizzini Roberto   | 0  | 1  | -1         | 1     | 0       | 0.00      | 0.00           | 0      | 0       | 0.00  |       |  |  |
| 81 Zürcher Michael   | 1  | 4  | -3         | 0     | 0       | 0.00      | 0.00           | 0      | 0       | 0.00  |       |  |  |
| 91 Scalvinoni Nico   | 2  | 3  | -1         | 3     | 3       | 100.00    | 66.67          | 2      | 0       | 33.33 |       |  |  |
| 95 Rügger Joel       | 5  | 7  | -2         | 7     | 5       | 71.43     | 20.00          | 1      | 1       | 16.67 |       |  |  |
| 97 Graf Luca         | 5  | 7  | -2         | 7     | 1       | 14.29     | 0.00           | 0      | 1       | 0.00  |       |  |  |
|                      | 31 | 57 |            | 48    | 21      | 43.75     | 28.57          |        |         |       |       |  |  |



SV Wiler-Ersigen

Overall

GC Zürich



|               |          |                |               |           |                |               |          |               |
|---------------|----------|----------------|---------------|-----------|----------------|---------------|----------|---------------|
| bar           | 0        | 0.00 %         | bar           | 0         | 0.00 %         | bar           | 0        | 0.00 %        |
| blocked       | 0        | 0.00 %         | blocked       | 1         | 7.14 %         | blocked       | 0        | 0.00 %        |
| missed        | 1        | 50.00 %        | missed        | 2         | 14.29 %        | missed        | 0        | 0.00 %        |
| on goal       | 1        | 50.00 %        | on goal       | 11        | 78.57 %        | on goal       | 1        | 100.00 %      |
| <b>Shots</b>  | <b>2</b> | <b>3.70 %</b>  | <b>Shots</b>  | <b>14</b> | <b>25.93 %</b> | <b>Shots</b>  | <b>1</b> | <b>1.85 %</b> |
| <b>Scores</b> | <b>0</b> | <b>0.00 %</b>  | <b>Scores</b> | <b>5</b>  | <b>45.45 %</b> | <b>Scores</b> | <b>0</b> | <b>0.00 %</b> |
| bar           | 0        | 0.00 %         | bar           | 1         | 5.26 %         | bar           | 0        | 0.00 %        |
| missed        | 2        | 22.22 %        | blocked       | 3         | 15.79 %        | blocked       | 0        | 0.00 %        |
| blocked       | 3        | 33.33 %        | missed        | 4         | 21.05 %        | missed        | 1        | 20.00 %       |
| on goal       | 4        | 44.44 %        | on goal       | 11        | 57.89 %        | on goal       | 4        | 80.00 %       |
| <b>Shots</b>  | <b>9</b> | <b>16.67 %</b> | <b>Shots</b>  | <b>19</b> | <b>35.19 %</b> | <b>Shots</b>  | <b>5</b> | <b>9.26 %</b> |
| <b>Scores</b> | <b>1</b> | <b>9.09 %</b>  | <b>Scores</b> | <b>4</b>  | <b>36.36 %</b> | <b>Scores</b> | <b>0</b> | <b>0.00 %</b> |
| bar           | 0        | 0.00 %         | bar           | 0         | 0.00 %         | bar           | 0        | 0.00 %        |
| blocked       | 0        | 0.00 %         | missed        | 0         | 0.00 %         | blocked       | 0        | 0.00 %        |
| missed        | 1        | 50.00 %        | on goal       | 0         | 0.00 %         | on goal       | 0        | 0.00 %        |
| on goal       | 1        | 50.00 %        | blocked       | 1         | 100.00 %       | missed        | 1        | 100.00 %      |
| <b>Shots</b>  | <b>2</b> | <b>3.70 %</b>  | <b>Shots</b>  | <b>1</b>  | <b>1.85 %</b>  | <b>Shots</b>  | <b>1</b> | <b>1.85 %</b> |
| <b>Scores</b> | <b>1</b> | <b>9.09 %</b>  | <b>Scores</b> | <b>0</b>  | <b>0.00 %</b>  | <b>Scores</b> | <b>0</b> | <b>0.00 %</b> |

|               |          |                |               |           |                |               |          |                |
|---------------|----------|----------------|---------------|-----------|----------------|---------------|----------|----------------|
| bar           | 0        | 0.00 %         | bar           | 0         | 0.00 %         | bar           | 0        | 0.00 %         |
| blocked       | 0        | 0.00 %         | blocked       | 0         | 0.00 %         | blocked       | 0        | 0.00 %         |
| missed        | 0        | 0.00 %         | missed        | 0         | 0.00 %         | missed        | 0        | 0.00 %         |
| on goal       | 1        | 100.00 %       | on goal       | 9         | 100.00 %       | on goal       | 0        | 0.00 %         |
| <b>Shots</b>  | <b>1</b> | <b>2.08 %</b>  | <b>Shots</b>  | <b>9</b>  | <b>18.75 %</b> | <b>Shots</b>  | <b>0</b> | <b>0.00 %</b>  |
| <b>Scores</b> | <b>1</b> | <b>16.67 %</b> | <b>Scores</b> | <b>3</b>  | <b>50.00 %</b> | <b>Scores</b> | <b>0</b> | <b>0.00 %</b>  |
| bar           | 0        | 0.00 %         | bar           | 0         | 0.00 %         | bar           | 0        | 0.00 %         |
| missed        | 0        | 0.00 %         | missed        | 2         | 20.00 %        | on goal       | 2        | 22.22 %        |
| blocked       | 2        | 50.00 %        | blocked       | 4         | 40.00 %        | blocked       | 3        | 33.33 %        |
| on goal       | 2        | 50.00 %        | on goal       | 4         | 40.00 %        | missed        | 4        | 44.44 %        |
| <b>Shots</b>  | <b>4</b> | <b>8.33 %</b>  | <b>Shots</b>  | <b>10</b> | <b>20.83 %</b> | <b>Shots</b>  | <b>9</b> | <b>18.75 %</b> |
| <b>Scores</b> | <b>0</b> | <b>0.00 %</b>  | <b>Scores</b> | <b>2</b>  | <b>33.33 %</b> | <b>Scores</b> | <b>0</b> | <b>0.00 %</b>  |
| bar           | 0        | 0.00 %         | bar           | 0         | 0.00 %         | bar           | 0        | 0.00 %         |
| missed        | 1        | 16.67 %        | missed        | 1         | 12.50 %        | blocked       | 0        | 0.00 %         |
| on goal       | 1        | 16.67 %        | on goal       | 2         | 25.00 %        | on goal       | 0        | 0.00 %         |
| blocked       | 4        | 66.67 %        | blocked       | 5         | 62.50 %        | missed        | 1        | 100.00 %       |
| <b>Shots</b>  | <b>6</b> | <b>12.50 %</b> | <b>Shots</b>  | <b>8</b>  | <b>16.67 %</b> | <b>Shots</b>  | <b>1</b> | <b>2.08 %</b>  |
| <b>Scores</b> | <b>0</b> | <b>0.00 %</b>  | <b>Scores</b> | <b>0</b>  | <b>0.00 %</b>  | <b>Scores</b> | <b>0</b> | <b>0.00 %</b>  |

|               |           |         |
|---------------|-----------|---------|
| bar           | 1         | 1.85 %  |
| blocked       | 8         | 14.81 % |
| missed        | 12        | 22.22 % |
| on goal       | 33        | 61.11 % |
| <b>Shots</b>  | <b>54</b> |         |
| <b>Scores</b> | <b>11</b> |         |

|               |           |         |
|---------------|-----------|---------|
| bar           | 0         | 0.00 %  |
| missed        | 9         | 18.75 % |
| blocked       | 18        | 37.50 % |
| on goal       | 21        | 43.75 % |
| <b>Shots</b>  | <b>48</b> |         |
| <b>Scores</b> | <b>6</b>  |         |



SV Wiler-Ersigen

1st Periode



|               |          |               |               |          |                |               |          |               |
|---------------|----------|---------------|---------------|----------|----------------|---------------|----------|---------------|
| bar           | 0        | 0.00 %        | bar           | 0        | 0.00 %         | bar           | 0        | 0.00 %        |
| blocked       | 0        | 0.00 %        | blocked       | 1        | 16.67 %        | blocked       | 0        | 0.00 %        |
| missed        | 0        | 0.00 %        | missed        | 1        | 16.67 %        | missed        | 0        | 0.00 %        |
| on goal       | 0        | 0.00 %        | on goal       | 4        | 66.67 %        | on goal       | 0        | 0.00 %        |
| <b>Shots</b>  | <b>0</b> | <b>0.00 %</b> | <b>Shots</b>  | <b>6</b> | <b>30.00 %</b> | <b>Shots</b>  | <b>0</b> | <b>0.00 %</b> |
| <b>Scores</b> | <b>0</b> | <b>0.00 %</b> | <b>Scores</b> | <b>1</b> | <b>33.33 %</b> | <b>Scores</b> | <b>0</b> | <b>0.00 %</b> |

|               |          |                |               |          |                |               |          |               |
|---------------|----------|----------------|---------------|----------|----------------|---------------|----------|---------------|
| bar           | 0        | 0.00 %         | bar           | 0        | 0.00 %         | bar           | 0        | 0.00 %        |
| blocked       | 1        | 25.00 %        | blocked       | 1        | 14.29 %        | blocked       | 0        | 0.00 %        |
| on goal       | 1        | 25.00 %        | missed        | 3        | 42.86 %        | on goal       | 0        | 0.00 %        |
| missed        | 2        | 50.00 %        | on goal       | 3        | 42.86 %        | missed        | 1        | 100.00 %      |
| <b>Shots</b>  | <b>4</b> | <b>20.00 %</b> | <b>Shots</b>  | <b>7</b> | <b>35.00 %</b> | <b>Shots</b>  | <b>1</b> | <b>5.00 %</b> |
| <b>Scores</b> | <b>1</b> | <b>33.33 %</b> | <b>Scores</b> | <b>0</b> | <b>0.00 %</b>  | <b>Scores</b> | <b>0</b> | <b>0.00 %</b> |

|               |          |                |               |          |               |               |          |               |
|---------------|----------|----------------|---------------|----------|---------------|---------------|----------|---------------|
| bar           | 0        | 0.00 %         | bar           | 0        | 0.00 %        | bar           | 0        | 0.00 %        |
| blocked       | 0        | 0.00 %         | missed        | 0        | 0.00 %        | blocked       | 0        | 0.00 %        |
| missed        | 0        | 0.00 %         | on goal       | 0        | 0.00 %        | missed        | 0        | 0.00 %        |
| on goal       | 1        | 100.00 %       | blocked       | 1        | 100.00 %      | on goal       | 0        | 0.00 %        |
| <b>Shots</b>  | <b>1</b> | <b>5.00 %</b>  | <b>Shots</b>  | <b>1</b> | <b>5.00 %</b> | <b>Shots</b>  | <b>0</b> | <b>0.00 %</b> |
| <b>Scores</b> | <b>1</b> | <b>33.33 %</b> | <b>Scores</b> | <b>0</b> | <b>0.00 %</b> | <b>Scores</b> | <b>0</b> | <b>0.00 %</b> |

|               |           |         |
|---------------|-----------|---------|
| bar           | 0         | 0.00 %  |
| blocked       | 4         | 20.00 % |
| missed        | 7         | 35.00 % |
| on goal       | 9         | 45.00 % |
| <b>Shots</b>  | <b>20</b> |         |
| <b>Scores</b> | <b>3</b>  |         |

|               |          |               |               |          |                |               |          |               |
|---------------|----------|---------------|---------------|----------|----------------|---------------|----------|---------------|
| bar           | 0        | 0.00 %        | bar           | 0        | 0.00 %         | bar           | 0        | 0.00 %        |
| blocked       | 0        | 0.00 %        | blocked       | 0        | 0.00 %         | blocked       | 0        | 0.00 %        |
| missed        | 0        | 0.00 %        | missed        | 0        | 0.00 %         | missed        | 0        | 0.00 %        |
| on goal       | 0        | 0.00 %        | on goal       | 3        | 100.00 %       | on goal       | 0        | 0.00 %        |
| <b>Shots</b>  | <b>0</b> | <b>0.00 %</b> | <b>Shots</b>  | <b>3</b> | <b>30.00 %</b> | <b>Shots</b>  | <b>0</b> | <b>0.00 %</b> |
| <b>Scores</b> | <b>0</b> | <b>0.00 %</b> | <b>Scores</b> | <b>0</b> | <b>0.00 %</b>  | <b>Scores</b> | <b>0</b> | <b>0.00 %</b> |

|               |          |                |               |          |                 |               |          |                |
|---------------|----------|----------------|---------------|----------|-----------------|---------------|----------|----------------|
| bar           | 0        | 0.00 %         | bar           | 0        | 0.00 %          | bar           | 0        | 0.00 %         |
| blocked       | 0        | 0.00 %         | blocked       | 0        | 0.00 %          | blocked       | 0        | 0.00 %         |
| missed        | 0        | 0.00 %         | missed        | 0        | 0.00 %          | on goal       | 0        | 0.00 %         |
| on goal       | 1        | 100.00 %       | on goal       | 1        | 100.00 %        | missed        | 2        | 100.00 %       |
| <b>Shots</b>  | <b>1</b> | <b>10.00 %</b> | <b>Shots</b>  | <b>1</b> | <b>10.00 %</b>  | <b>Shots</b>  | <b>2</b> | <b>20.00 %</b> |
| <b>Scores</b> | <b>0</b> | <b>0.00 %</b>  | <b>Scores</b> | <b>1</b> | <b>100.00 %</b> | <b>Scores</b> | <b>0</b> | <b>0.00 %</b>  |

|               |          |                |               |          |               |               |          |               |
|---------------|----------|----------------|---------------|----------|---------------|---------------|----------|---------------|
| bar           | 0        | 0.00 %         | bar           | 0        | 0.00 %        | bar           | 0        | 0.00 %        |
| missed        | 0        | 0.00 %         | blocked       | 0        | 0.00 %        | blocked       | 0        | 0.00 %        |
| on goal       | 0        | 0.00 %         | missed        | 0        | 0.00 %        | missed        | 0        | 0.00 %        |
| blocked       | 3        | 100.00 %       | on goal       | 0        | 0.00 %        | on goal       | 0        | 0.00 %        |
| <b>Shots</b>  | <b>3</b> | <b>30.00 %</b> | <b>Shots</b>  | <b>0</b> | <b>0.00 %</b> | <b>Shots</b>  | <b>0</b> | <b>0.00 %</b> |
| <b>Scores</b> | <b>0</b> | <b>0.00 %</b>  | <b>Scores</b> | <b>0</b> | <b>0.00 %</b> | <b>Scores</b> | <b>0</b> | <b>0.00 %</b> |

|               |           |         |
|---------------|-----------|---------|
| bar           | 0         | 0.00 %  |
| missed        | 2         | 20.00 % |
| blocked       | 3         | 30.00 % |
| on goal       | 5         | 50.00 % |
| <b>Shots</b>  | <b>10</b> |         |
| <b>Scores</b> | <b>1</b>  |         |





SV Wiler-Ersigen

2nd Periode



|               |          |               |               |          |                |               |          |               |
|---------------|----------|---------------|---------------|----------|----------------|---------------|----------|---------------|
| bar           | 0        | 0.00 %        | bar           | 0        | 0.00 %         | bar           | 0        | 0.00 %        |
| blocked       | 0        | 0.00 %        | blocked       | 0        | 0.00 %         | blocked       | 0        | 0.00 %        |
| missed        | 1        | 50.00 %       | missed        | 0        | 0.00 %         | missed        | 0        | 0.00 %        |
| on goal       | 1        | 50.00 %       | on goal       | 3        | 100.00 %       | on goal       | 0        | 0.00 %        |
| <b>Shots</b>  | <b>2</b> | <b>9.52 %</b> | <b>Shots</b>  | <b>3</b> | <b>14.29 %</b> | <b>Shots</b>  | <b>0</b> | <b>0.00 %</b> |
| <b>Scores</b> | <b>0</b> | <b>0.00 %</b> | <b>Scores</b> | <b>2</b> | <b>50.00 %</b> | <b>Scores</b> | <b>0</b> | <b>0.00 %</b> |

|               |          |               |               |          |                |               |          |                |
|---------------|----------|---------------|---------------|----------|----------------|---------------|----------|----------------|
| bar           | 0        | 0.00 %        | bar           | 1        | 11.11 %        | bar           | 0        | 0.00 %         |
| blocked       | 0        | 0.00 %        | missed        | 1        | 11.11 %        | blocked       | 0        | 0.00 %         |
| missed        | 0        | 0.00 %        | blocked       | 2        | 22.22 %        | missed        | 0        | 0.00 %         |
| on goal       | 2        | 100.00 %      | on goal       | 5        | 55.56 %        | on goal       | 4        | 100.00 %       |
| <b>Shots</b>  | <b>2</b> | <b>9.52 %</b> | <b>Shots</b>  | <b>9</b> | <b>42.86 %</b> | <b>Shots</b>  | <b>4</b> | <b>19.05 %</b> |
| <b>Scores</b> | <b>0</b> | <b>0.00 %</b> | <b>Scores</b> | <b>2</b> | <b>50.00 %</b> | <b>Scores</b> | <b>0</b> | <b>0.00 %</b>  |

|               |          |               |               |          |               |               |          |               |
|---------------|----------|---------------|---------------|----------|---------------|---------------|----------|---------------|
| bar           | 0        | 0.00 %        | bar           | 0        | 0.00 %        | bar           | 0        | 0.00 %        |
| blocked       | 0        | 0.00 %        | blocked       | 0        | 0.00 %        | blocked       | 0        | 0.00 %        |
| missed        | 0        | 0.00 %        | missed        | 0        | 0.00 %        | on goal       | 0        | 0.00 %        |
| on goal       | 0        | 0.00 %        | on goal       | 0        | 0.00 %        | missed        | 1        | 100.00 %      |
| <b>Shots</b>  | <b>0</b> | <b>0.00 %</b> | <b>Shots</b>  | <b>0</b> | <b>0.00 %</b> | <b>Shots</b>  | <b>1</b> | <b>4.76 %</b> |
| <b>Scores</b> | <b>0</b> | <b>0.00 %</b> | <b>Scores</b> | <b>0</b> | <b>0.00 %</b> | <b>Scores</b> | <b>0</b> | <b>0.00 %</b> |

|               |           |         |
|---------------|-----------|---------|
| bar           | 1         | 4.76 %  |
| blocked       | 2         | 9.52 %  |
| missed        | 3         | 14.29 % |
| on goal       | 15        | 71.43 % |
| <b>Shots</b>  | <b>21</b> |         |
| <b>Scores</b> | <b>4</b>  |         |

|               |          |               |               |          |                 |               |          |               |
|---------------|----------|---------------|---------------|----------|-----------------|---------------|----------|---------------|
| bar           | 0        | 0.00 %        | bar           | 0        | 0.00 %          | bar           | 0        | 0.00 %        |
| blocked       | 0        | 0.00 %        | blocked       | 0        | 0.00 %          | blocked       | 0        | 0.00 %        |
| missed        | 0        | 0.00 %        | missed        | 0        | 0.00 %          | missed        | 0        | 0.00 %        |
| on goal       | 0        | 0.00 %        | on goal       | 2        | 100.00 %        | on goal       | 0        | 0.00 %        |
| <b>Shots</b>  | <b>0</b> | <b>0.00 %</b> | <b>Shots</b>  | <b>2</b> | <b>15.38 %</b>  | <b>Shots</b>  | <b>0</b> | <b>0.00 %</b> |
| <b>Scores</b> | <b>0</b> | <b>0.00 %</b> | <b>Scores</b> | <b>1</b> | <b>100.00 %</b> | <b>Scores</b> | <b>0</b> | <b>0.00 %</b> |

|               |          |               |               |          |                |               |          |               |
|---------------|----------|---------------|---------------|----------|----------------|---------------|----------|---------------|
| bar           | 0        | 0.00 %        | bar           | 0        | 0.00 %         | bar           | 0        | 0.00 %        |
| missed        | 0        | 0.00 %        | missed        | 1        | 25.00 %        | missed        | 0        | 0.00 %        |
| on goal       | 0        | 0.00 %        | on goal       | 1        | 25.00 %        | on goal       | 0        | 0.00 %        |
| blocked       | 1        | 100.00 %      | blocked       | 2        | 50.00 %        | blocked       | 1        | 100.00 %      |
| <b>Shots</b>  | <b>1</b> | <b>7.69 %</b> | <b>Shots</b>  | <b>4</b> | <b>30.77 %</b> | <b>Shots</b>  | <b>1</b> | <b>7.69 %</b> |
| <b>Scores</b> | <b>0</b> | <b>0.00 %</b> | <b>Scores</b> | <b>0</b> | <b>0.00 %</b>  | <b>Scores</b> | <b>0</b> | <b>0.00 %</b> |

|               |          |                |               |          |                |               |          |               |
|---------------|----------|----------------|---------------|----------|----------------|---------------|----------|---------------|
| bar           | 0        | 0.00 %         | bar           | 0        | 0.00 %         | bar           | 0        | 0.00 %        |
| blocked       | 0        | 0.00 %         | missed        | 0        | 0.00 %         | blocked       | 0        | 0.00 %        |
| missed        | 1        | 50.00 %        | on goal       | 0        | 0.00 %         | on goal       | 0        | 0.00 %        |
| on goal       | 1        | 50.00 %        | blocked       | 2        | 100.00 %       | missed        | 1        | 100.00 %      |
| <b>Shots</b>  | <b>2</b> | <b>15.38 %</b> | <b>Shots</b>  | <b>2</b> | <b>15.38 %</b> | <b>Shots</b>  | <b>1</b> | <b>7.69 %</b> |
| <b>Scores</b> | <b>0</b> | <b>0.00 %</b>  | <b>Scores</b> | <b>0</b> | <b>0.00 %</b>  | <b>Scores</b> | <b>0</b> | <b>0.00 %</b> |

|               |           |         |
|---------------|-----------|---------|
| bar           | 0         | 0.00 %  |
| missed        | 3         | 23.08 % |
| on goal       | 4         | 30.77 % |
| blocked       | 6         | 46.15 % |
| <b>Shots</b>  | <b>13</b> |         |
| <b>Scores</b> | <b>1</b>  |         |



SV Wiler-Ersigen

3rd Periode



|               |          |                |               |          |                |               |          |               |
|---------------|----------|----------------|---------------|----------|----------------|---------------|----------|---------------|
| bar           | 0        | 0.00 %         | bar           | 0        | 0.00 %         | bar           | 0        | 0.00 %        |
| blocked       | 0        | 0.00 %         | blocked       | 0        | 0.00 %         | blocked       | 0        | 0.00 %        |
| missed        | 0        | 0.00 %         | missed        | 1        | 20.00 %        | missed        | 0        | 0.00 %        |
| on goal       | 0        | 0.00 %         | on goal       | 4        | 80.00 %        | on goal       | 1        | 100.00 %      |
| <b>Shots</b>  | <b>0</b> | <b>0.00 %</b>  | <b>Shots</b>  | <b>5</b> | <b>38.46 %</b> | <b>Shots</b>  | <b>1</b> | <b>7.69 %</b> |
| <b>Scores</b> | <b>0</b> | <b>0.00 %</b>  | <b>Scores</b> | <b>2</b> | <b>50.00 %</b> | <b>Scores</b> | <b>0</b> | <b>0.00 %</b> |
| bar           | 0        | 0.00 %         | bar           | 0        | 0.00 %         | bar           | 0        | 0.00 %        |
| missed        | 0        | 0.00 %         | blocked       | 0        | 0.00 %         | blocked       | 0        | 0.00 %        |
| on goal       | 1        | 33.33 %        | missed        | 0        | 0.00 %         | missed        | 0        | 0.00 %        |
| blocked       | 2        | 66.67 %        | on goal       | 3        | 100.00 %       | on goal       | 0        | 0.00 %        |
| <b>Shots</b>  | <b>3</b> | <b>23.08 %</b> | <b>Shots</b>  | <b>3</b> | <b>23.08 %</b> | <b>Shots</b>  | <b>0</b> | <b>0.00 %</b> |
| <b>Scores</b> | <b>0</b> | <b>0.00 %</b>  | <b>Scores</b> | <b>2</b> | <b>50.00 %</b> | <b>Scores</b> | <b>0</b> | <b>0.00 %</b> |
| bar           | 0        | 0.00 %         | bar           | 0        | 0.00 %         | bar           | 0        | 0.00 %        |
| blocked       | 0        | 0.00 %         | blocked       | 0        | 0.00 %         | blocked       | 0        | 0.00 %        |
| on goal       | 0        | 0.00 %         | missed        | 0        | 0.00 %         | missed        | 0        | 0.00 %        |
| missed        | 1        | 100.00 %       | on goal       | 0        | 0.00 %         | on goal       | 0        | 0.00 %        |
| <b>Shots</b>  | <b>1</b> | <b>7.69 %</b>  | <b>Shots</b>  | <b>0</b> | <b>0.00 %</b>  | <b>Shots</b>  | <b>0</b> | <b>0.00 %</b> |
| <b>Scores</b> | <b>0</b> | <b>0.00 %</b>  | <b>Scores</b> | <b>0</b> | <b>0.00 %</b>  | <b>Scores</b> | <b>0</b> | <b>0.00 %</b> |

|               |          |                |               |          |                |               |          |                |
|---------------|----------|----------------|---------------|----------|----------------|---------------|----------|----------------|
| bar           | 0        | 0.00 %         | bar           | 0        | 0.00 %         | bar           | 0        | 0.00 %         |
| blocked       | 0        | 0.00 %         | blocked       | 0        | 0.00 %         | blocked       | 0        | 0.00 %         |
| missed        | 0        | 0.00 %         | missed        | 0        | 0.00 %         | missed        | 0        | 0.00 %         |
| on goal       | 1        | 100.00 %       | on goal       | 4        | 100.00 %       | on goal       | 0        | 0.00 %         |
| <b>Shots</b>  | <b>1</b> | <b>4.00 %</b>  | <b>Shots</b>  | <b>4</b> | <b>16.00 %</b> | <b>Shots</b>  | <b>0</b> | <b>0.00 %</b>  |
| <b>Scores</b> | <b>1</b> | <b>25.00 %</b> | <b>Scores</b> | <b>2</b> | <b>50.00 %</b> | <b>Scores</b> | <b>0</b> | <b>0.00 %</b>  |
| bar           | 0        | 0.00 %         | bar           | 0        | 0.00 %         | bar           | 0        | 0.00 %         |
| missed        | 0        | 0.00 %         | missed        | 1        | 20.00 %        | blocked       | 2        | 33.33 %        |
| blocked       | 1        | 50.00 %        | blocked       | 2        | 40.00 %        | missed        | 2        | 33.33 %        |
| on goal       | 1        | 50.00 %        | on goal       | 2        | 40.00 %        | on goal       | 2        | 33.33 %        |
| <b>Shots</b>  | <b>2</b> | <b>8.00 %</b>  | <b>Shots</b>  | <b>5</b> | <b>20.00 %</b> | <b>Shots</b>  | <b>6</b> | <b>24.00 %</b> |
| <b>Scores</b> | <b>0</b> | <b>0.00 %</b>  | <b>Scores</b> | <b>1</b> | <b>25.00 %</b> | <b>Scores</b> | <b>0</b> | <b>0.00 %</b>  |
| bar           | 0        | 0.00 %         | bar           | 0        | 0.00 %         | bar           | 0        | 0.00 %         |
| missed        | 0        | 0.00 %         | missed        | 1        | 16.67 %        | blocked       | 0        | 0.00 %         |
| on goal       | 0        | 0.00 %         | on goal       | 2        | 33.33 %        | missed        | 0        | 0.00 %         |
| blocked       | 1        | 100.00 %       | blocked       | 3        | 50.00 %        | on goal       | 0        | 0.00 %         |
| <b>Shots</b>  | <b>1</b> | <b>4.00 %</b>  | <b>Shots</b>  | <b>6</b> | <b>24.00 %</b> | <b>Shots</b>  | <b>0</b> | <b>0.00 %</b>  |
| <b>Scores</b> | <b>0</b> | <b>0.00 %</b>  | <b>Scores</b> | <b>0</b> | <b>0.00 %</b>  | <b>Scores</b> | <b>0</b> | <b>0.00 %</b>  |

|               |           |         |
|---------------|-----------|---------|
| bar           | 0         | 0.00 %  |
| blocked       | 2         | 15.38 % |
| missed        | 2         | 15.38 % |
| on goal       | 9         | 69.23 % |
| <b>Shots</b>  | <b>13</b> |         |
| <b>Scores</b> | <b>4</b>  |         |

|               |           |         |
|---------------|-----------|---------|
| bar           | 0         | 0.00 %  |
| missed        | 4         | 16.00 % |
| blocked       | 9         | 36.00 % |
| on goal       | 12        | 48.00 % |
| <b>Shots</b>  | <b>25</b> |         |
| <b>Scores</b> | <b>4</b>  |         |