

Spielstatistik

swiss
unihockey



CH Cup Herren



VS



Event Statistics

Spiele

| 25.02.2017 Partie | Zuschauer | in % | Resultat | Dauer |
|---|--------------|---------------|----------|----------|
| 19:15:00 GC Zürich - HC Rychenberg Winterthur | 3'200 | 100.00 | 8 : 7 | 02:08:00 |
| Tagestotal | 3'200 | 100.00 | | |
| | 3'200 | | | |

| Team Statistik | | Schüsse | | | | Tore | | Bullies | | | Strafen | | |
|--------------------------|--------------------|------------|-----------|--------------|---------------|-----------|-------|-----------|----------|-------|-------------|-------|-----------------|
| Team | Spiele gespielt | Total | auf's Tor | % auf's Tor | Effizienz (%) | erzielt | in % | Total | gewonnen | in % | Total (min) | in % | Total (Min eff) |
| GC Zürich | 1 | 65 | 18 | 27.69 | 44.44 | 8 | 53.33 | 20 | 8 | 40.00 | 4 | 50.00 | 00:03:33 |
| HC Rychenberg Winterthur | 1 | 57 | 24 | 42.11 | 29.17 | 7 | 46.67 | 22 | 11 | 50.00 | 4 | 50.00 | 00:01:50 |
| | | 122 | 42 | 34.43 | 35.71 | 15 | | 42 | | | 8 | | |

Event Statistics

GC Zürich

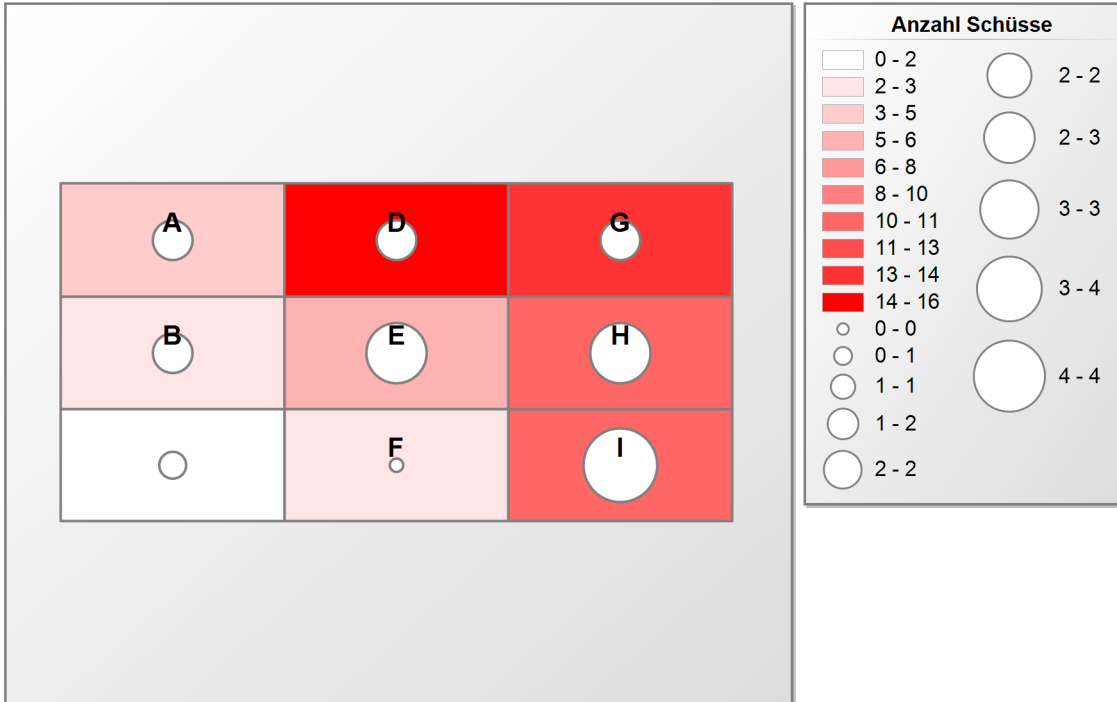


| | Tore erzielt | Tore erhalten | Strafminuten |
|---------------|--------------|---------------|--------------|
| Teamübersicht | 8 | 7 | 4 |

| Spieler/in | Spiele | | Plus/Minus | | | | Schüsse | | | | Tore | | | Bullies | | | Strafen | | |
|--------------------|----------|--|------------|---|--------|--------|---------|-----------|-----------|--------------|---------------|---------|---------|---------|-----------|----------|--------------|-------------|--------|
| | gespielt | | + | - | Bilanz | + in % | - in % | Total | auf's Tor | % auf's Tor | Effizienz (%) | erzielt | Assists | in % | Total | gewonnen | in % | Total (min) | in % |
| 21 Julkunnen Emil | 1 | | 5 | 1 | 4 | 62.50 | 14.29 | 10 | 3 | 30.00 | 66.67 | 2 | 1 | 25.00 | 0 | 0 | 0.00 | 0 | 0.00 |
| 95 Rügger Joel | 1 | | 5 | 5 | 0 | 62.50 | 71.43 | 6 | 2 | 33.33 | 50.00 | 1 | 2 | 12.50 | 4 | 1 | 25.00 | 0 | 0.00 |
| 97 Graf Luca | 1 | | 5 | 1 | 4 | 62.50 | 14.29 | 8 | 4 | 50.00 | 25.00 | 1 | 2 | 12.50 | 0 | 0 | 0.00 | 0 | 0.00 |
| 81 Zürcher Michael | 1 | | 3 | 1 | 2 | 37.50 | 14.29 | 5 | 2 | 40.00 | 50.00 | 1 | 1 | 12.50 | 9 | 4 | 44.44 | 0 | 0.00 |
| 90 Cavelti Sandro | 1 | | 3 | 3 | 0 | 37.50 | 42.86 | 2 | 1 | 50.00 | 100.00 | 1 | 0 | 12.50 | 0 | 0 | 0.00 | 0 | 0.00 |
| 25 Meier Christoph | 1 | | 5 | 5 | 0 | 62.50 | 71.43 | 14 | 2 | 14.29 | 50.00 | 1 | 0 | 12.50 | 5 | 2 | 40.00 | 4 | 100.00 |
| 77 Juhola Niko | 1 | | 3 | 1 | 2 | 37.50 | 14.29 | 2 | 0 | 0.00 | 0.00 | 1 | 0 | 12.50 | 0 | 0 | 0.00 | 0 | 0.00 |
| 2 Wenk Florian | 1 | | 0 | 0 | 0 | 0.00 | 0.00 | 0 | 0 | 0.00 | 0.00 | 0 | 0 | 0.00 | 0 | 0 | 0.00 | 0 | 0.00 |
| 7 Kaiser Alain | 1 | | 1 | 3 | -2 | 12.50 | 42.86 | 0 | 0 | 0.00 | 0.00 | 0 | 0 | 0.00 | 0 | 0 | 0.00 | 0 | 0.00 |
| 8 Kindler Yanick | 1 | | 0 | 0 | 0 | 0.00 | 0.00 | 0 | 0 | 0.00 | 0.00 | 0 | 0 | 0.00 | 0 | 0 | 0.00 | 0 | 0.00 |
| 9 Müller Julian | 1 | | 2 | 2 | 0 | 25.00 | 28.57 | 0 | 0 | 0.00 | 0.00 | 0 | 0 | 0.00 | 0 | 0 | 0.00 | 0 | 0.00 |
| 10 Berlinger Nico | 1 | | 3 | 3 | 0 | 37.50 | 42.86 | 4 | 1 | 25.00 | 0.00 | 0 | 0 | 0.00 | 1 | 0 | 0.00 | 0 | 0.00 |
| 11 Zolliker Cyril | 1 | | 0 | 2 | -2 | 0.00 | 28.57 | 7 | 2 | 28.57 | 0.00 | 0 | 0 | 0.00 | 0 | 0 | 0.00 | 0 | 0.00 |
| 13 Bier Kay | 1 | | 0 | 1 | -1 | 0.00 | 14.29 | 1 | 0 | 0.00 | 0.00 | 0 | 0 | 0.00 | 0 | 0 | 0.00 | 0 | 0.00 |
| 19 Steiger Daniel | 1 | | 0 | 1 | -1 | 0.00 | 14.29 | 0 | 0 | 0.00 | 0.00 | 0 | 0 | 0.00 | 0 | 0 | 0.00 | 0 | 0.00 |
| 22 Ladner Valentin | 1 | | 3 | 4 | -1 | 37.50 | 57.14 | 2 | 1 | 50.00 | 0.00 | 0 | 0 | 0.00 | 0 | 0 | 0.00 | 0 | 0.00 |
| 23 Göldi Fabrice | 1 | | 0 | 1 | -1 | 0.00 | 14.29 | 2 | 0 | 0.00 | 0.00 | 0 | 0 | 0.00 | 1 | 1 | 100.00 | 0 | 0.00 |
| 27 Pendolin Cyrill | 1 | | 2 | 1 | 1 | 25.00 | 14.29 | 2 | 0 | 0.00 | 0.00 | 0 | 0 | 0.00 | 0 | 0 | 0.00 | 0 | 0.00 |
| | | | | | | | | 65 | 18 | 27.69 | 44.44 | | | | 20 | 8 | 40.00 | 4 | |

Event Statistics

Schussverteilung und Schüsse auf's Tor



| Zone (Fields) | A | B | D | E | F | G | H | I | Total |
|-------------------|---|---|----|---|---|----|----|----|-------|
| Total | 4 | 2 | 16 | 5 | 3 | 14 | 10 | 11 | 65 |
| on Goal (Circles) | 2 | 2 | 2 | 3 | 0 | 2 | 3 | 4 | 18 |



Event Statistics

HC Rychenberg Winterthur

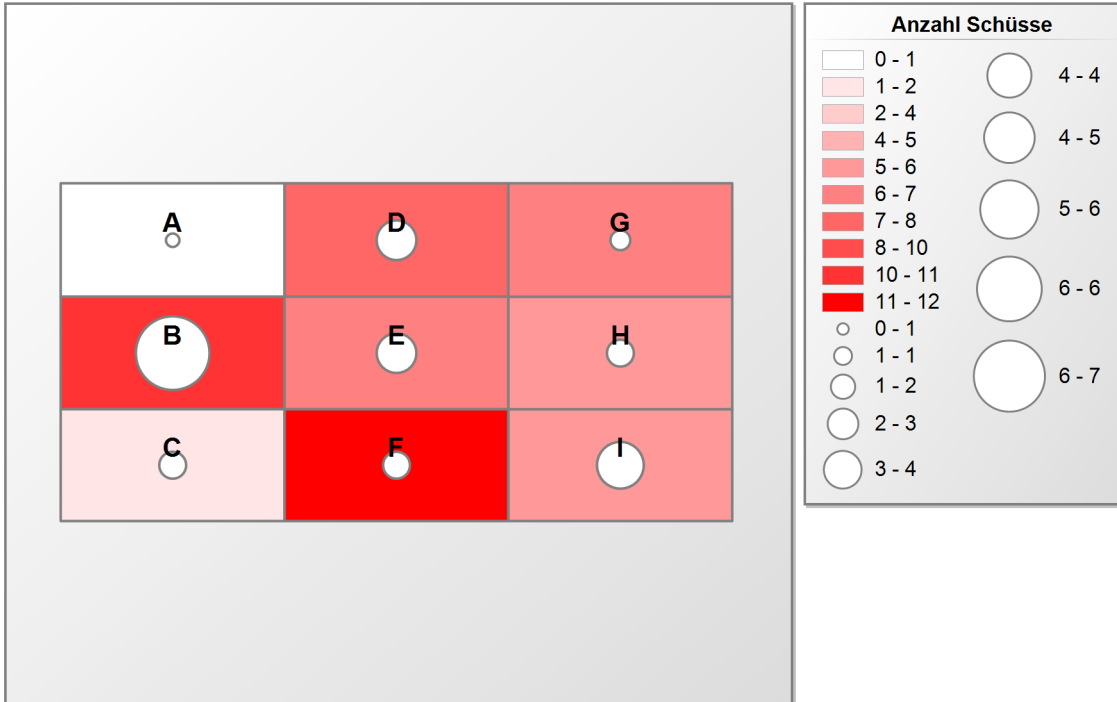


| | Tore erzielt | Tore erhalten | Strafminuten |
|---------------|--------------|---------------|--------------|
| Teamübersicht | 7 | 8 | 4 |

| Spieler/in | Spiele | | Plus/Minus | | | | Schüsse | | | | Tore | | | Bullies | | | Strafen | | |
|-----------------------|----------|--|------------|---|--------|--------|---------|-----------|-----------|--------------|---------------|---------|---------|---------|-----------|-----------|--------------|-------------|-------|
| | gespielt | | + | - | Bilanz | + in % | - in % | Total | auf's Tor | % auf's Tor | Effizienz (%) | erzielt | Assists | in % | Total | gewonnen | in % | Total (min) | in % |
| 20 Buff Felix | 1 | | 4 | 3 | 1 | 57.14 | 37.50 | 6 | 6 | 100.00 | 50.00 | 3 | 0 | 42.86 | 0 | 0 | 0.00 | 0 | 0.00 |
| 16 Schaub Moritz | 1 | | 3 | 1 | 2 | 42.86 | 12.50 | 3 | 1 | 33.33 | 0.00 | 0 | 2 | 0.00 | 1 | 0 | 0.00 | 0 | 0.00 |
| 24 Koskelainen Kari | 1 | | 2 | 4 | -2 | 28.57 | 50.00 | 1 | 0 | 0.00 | 0.00 | 0 | 2 | 0.00 | 1 | 1 | 100.00 | 0 | 0.00 |
| 4 Conrad Nils | 1 | | 3 | 1 | 2 | 42.86 | 12.50 | 1 | 1 | 100.00 | 100.00 | 1 | 0 | 14.29 | 1 | 0 | 0.00 | 0 | 0.00 |
| 22 Wöcke Michel | 1 | | 2 | 2 | 0 | 28.57 | 25.00 | 1 | 1 | 100.00 | 100.00 | 1 | 0 | 14.29 | 0 | 0 | 0.00 | 0 | 0.00 |
| 5 Hautaniemi Mikko | 1 | | 4 | 3 | 1 | 57.14 | 37.50 | 11 | 2 | 18.18 | 50.00 | 1 | 0 | 14.29 | 0 | 0 | 0.00 | 0 | 0.00 |
| 18 Rügsegger Cédric | 1 | | 1 | 4 | -3 | 14.29 | 50.00 | 4 | 2 | 50.00 | 50.00 | 1 | 0 | 14.29 | 5 | 3 | 60.00 | 0 | 0.00 |
| 9 Borth Benjamin | 1 | | 2 | 2 | 0 | 28.57 | 25.00 | 4 | 1 | 25.00 | 0.00 | 0 | 1 | 0.00 | 3 | 1 | 33.33 | 0 | 0.00 |
| 66 Sundstedt Rasmus | 1 | | 4 | 5 | -1 | 57.14 | 62.50 | 11 | 4 | 36.36 | 0.00 | 0 | 1 | 0.00 | 0 | 0 | 0.00 | 2 | 50.00 |
| 3 Podhrasky Michal | 1 | | 1 | 3 | -2 | 14.29 | 37.50 | 2 | 1 | 50.00 | 0.00 | 0 | 0 | 0.00 | 1 | 0 | 0.00 | 0 | 0.00 |
| 6 Gutknecht Sâmi | 1 | | 2 | 3 | -1 | 28.57 | 37.50 | 2 | 0 | 0.00 | 0.00 | 0 | 0 | 0.00 | 0 | 0 | 0.00 | 2 | 50.00 |
| 8 Holtz Fredrik | 1 | | 4 | 4 | 0 | 57.14 | 50.00 | 5 | 3 | 60.00 | 0.00 | 0 | 0 | 0.00 | 7 | 5 | 71.43 | 0 | 0.00 |
| 13 Grunder Lukas | 1 | | 2 | 2 | 0 | 28.57 | 25.00 | 1 | 0 | 0.00 | 0.00 | 0 | 0 | 0.00 | 2 | 1 | 50.00 | 0 | 0.00 |
| 14 Kapp Patrick | 1 | | 0 | 0 | 0 | 0.00 | 0.00 | 0 | 0 | 0.00 | 0.00 | 0 | 0 | 0.00 | 0 | 0 | 0.00 | 0 | 0.00 |
| 21 Niiranen Niklas | 1 | | 1 | 2 | -1 | 14.29 | 25.00 | 3 | 1 | 33.33 | 0.00 | 0 | 0 | 0.00 | 0 | 0 | 0.00 | 0 | 0.00 |
| 27 Huser Yves | 1 | | 0 | 0 | 0 | 0.00 | 0.00 | 0 | 0 | 0.00 | 0.00 | 0 | 0 | 0.00 | 0 | 0 | 0.00 | 0 | 0.00 |
| 34 Schwerzmann Michel | 1 | | 1 | 1 | 0 | 14.29 | 12.50 | 2 | 1 | 50.00 | 0.00 | 0 | 0 | 0.00 | 1 | 0 | 0.00 | 0 | 0.00 |
| 96 Klauenbösch Marco | 1 | | 0 | 0 | 0 | 0.00 | 0.00 | 0 | 0 | 0.00 | 0.00 | 0 | 0 | 0.00 | 0 | 0 | 0.00 | 0 | 0.00 |
| | | | | | | | | 57 | 24 | 42.11 | 29.17 | | | | 22 | 11 | 50.00 | 4 | |

Event Statistics

Schussverteilung und Schüsse auf's Tor



| Zone (Fields) | A | B | C | D | E | F | G | H | I | Total |
|-------------------|---|----|---|---|---|----|---|---|---|-------|
| Total | 1 | 10 | 2 | 8 | 7 | 12 | 7 | 5 | 5 | 57 |
| on Goal (Circles) | 0 | 7 | 2 | 3 | 3 | 2 | 1 | 2 | 4 | 24 |



Event Statistics

| Spieler Statistik | | | Spiele gespielt | Schüsse | | | | Tore | | | Scorer Punkte | | Bullies | | | Strafen | |
|-------------------|-------------------------|------|--------------------|---------|-----------|-------------|---------------|---------|---------|-------|---------------|------------|---------|----------|--------|-------------|-------|
| | Spieler/in | Team | | Total | auf's Tor | % auf's Tor | Effizienz (%) | erzielt | Assists | in % | Total | Pkt./Spiel | Total | gewonnen | in % | Total (min) | in % |
| 1. | Buff Felix (20) | HCR | 1 | 6 | 6 | 100.00 | 50.00 | 3 | 0 | 20.00 | 3 | 3.00 | 0 | 0 | 0.00 | 0 | 0.00 |
| 2. | Julkunen Emil (21) | GC | 1 | 10 | 3 | 30.00 | 66.67 | 2 | 1 | 13.33 | 3 | 3.00 | 0 | 0 | 0.00 | 0 | 0.00 |
| 3. | Rüegger Joel (95) | GC | 1 | 6 | 2 | 33.33 | 50.00 | 1 | 2 | 6.67 | 3 | 3.00 | 4 | 1 | 25.00 | 0 | 0.00 |
| 4. | Graf Luca (97) | GC | 1 | 8 | 4 | 50.00 | 25.00 | 1 | 2 | 6.67 | 3 | 3.00 | 0 | 0 | 0.00 | 0 | 0.00 |
| 5. | Zürcher Michael (81) | GC | 1 | 5 | 2 | 40.00 | 50.00 | 1 | 1 | 6.67 | 2 | 2.00 | 9 | 4 | 44.44 | 0 | 0.00 |
| 6. | Schaub Moritz (16) | HCR | 1 | 3 | 1 | 33.33 | 0.00 | 0 | 2 | 0.00 | 2 | 2.00 | 1 | 0 | 0.00 | 0 | 0.00 |
| 7. | Koskelainen Kari (24) | HCR | 1 | 1 | 0 | 0.00 | 0.00 | 0 | 2 | 0.00 | 2 | 2.00 | 1 | 1 | 100.00 | 0 | 0.00 |
| 8. | Cavelti Sandro (90) | GC | 1 | 2 | 1 | 50.00 | 100.00 | 1 | 0 | 6.67 | 1 | 1.00 | 0 | 0 | 0.00 | 0 | 0.00 |
| 9. | Conrad Nils (4) | HCR | 1 | 1 | 1 | 100.00 | 100.00 | 1 | 0 | 6.67 | 1 | 1.00 | 1 | 0 | 0.00 | 0 | 0.00 |
| 10. | Wöcke Michel (22) | HCR | 1 | 1 | 1 | 100.00 | 100.00 | 1 | 0 | 6.67 | 1 | 1.00 | 0 | 0 | 0.00 | 0 | 0.00 |
| 11. | Meier Christoph (25) | GC | 1 | 14 | 2 | 14.29 | 50.00 | 1 | 0 | 6.67 | 1 | 1.00 | 5 | 2 | 40.00 | 4 | 50.00 |
| 12. | Hautaniemi Mikko (5) | HCR | 1 | 11 | 2 | 18.18 | 50.00 | 1 | 0 | 6.67 | 1 | 1.00 | 0 | 0 | 0.00 | 0 | 0.00 |
| 13. | Rüeggsegger Cédric (18) | HCR | 1 | 4 | 2 | 50.00 | 50.00 | 1 | 0 | 6.67 | 1 | 1.00 | 5 | 3 | 60.00 | 0 | 0.00 |
| 14. | Juhola Niko (77) | GC | 1 | 2 | 0 | 0.00 | 0.00 | 1 | 0 | 6.67 | 1 | 1.00 | 0 | 0 | 0.00 | 0 | 0.00 |
| 15. | Borth Benjamin (9) | HCR | 1 | 4 | 1 | 25.00 | 0.00 | 0 | 1 | 0.00 | 1 | 1.00 | 3 | 1 | 33.33 | 0 | 0.00 |
| 16. | Sundstedt Rasmus (66) | HCR | 1 | 11 | 4 | 36.36 | 0.00 | 0 | 1 | 0.00 | 1 | 1.00 | 0 | 0 | 0.00 | 2 | 25.00 |
| 17. | Wenk Florian (2) | GC | 1 | 0 | 0 | 0.00 | 0.00 | 0 | 0 | 0.00 | 0 | 0.00 | 0 | 0 | 0.00 | 0 | 0.00 |
| 18. | Kaiser Alain (7) | GC | 1 | 0 | 0 | 0.00 | 0.00 | 0 | 0 | 0.00 | 0 | 0.00 | 0 | 0 | 0.00 | 0 | 0.00 |
| 19. | Kindler Yanick (8) | GC | 1 | 0 | 0 | 0.00 | 0.00 | 0 | 0 | 0.00 | 0 | 0.00 | 0 | 0 | 0.00 | 0 | 0.00 |
| 20. | Müller Julian (9) | GC | 1 | 0 | 0 | 0.00 | 0.00 | 0 | 0 | 0.00 | 0 | 0.00 | 0 | 0 | 0.00 | 0 | 0.00 |
| 21. | Berlinger Nico (10) | GC | 1 | 4 | 1 | 25.00 | 0.00 | 0 | 0 | 0.00 | 0 | 0.00 | 1 | 0 | 0.00 | 0 | 0.00 |
| 22. | Zolliker Cyril (11) | GC | 1 | 7 | 2 | 28.57 | 0.00 | 0 | 0 | 0.00 | 0 | 0.00 | 0 | 0 | 0.00 | 0 | 0.00 |
| 23. | Bier Kay (13) | GC | 1 | 1 | 0 | 0.00 | 0.00 | 0 | 0 | 0.00 | 0 | 0.00 | 0 | 0 | 0.00 | 0 | 0.00 |
| 24. | Steiger Daniel (19) | GC | 1 | 0 | 0 | 0.00 | 0.00 | 0 | 0 | 0.00 | 0 | 0.00 | 0 | 0 | 0.00 | 0 | 0.00 |
| 25. | Ladner Valentin (22) | GC | 1 | 2 | 1 | 50.00 | 0.00 | 0 | 0 | 0.00 | 0 | 0.00 | 0 | 0 | 0.00 | 0 | 0.00 |
| 26. | Göldi Fabrice (23) | GC | 1 | 2 | 0 | 0.00 | 0.00 | 0 | 0 | 0.00 | 0 | 0.00 | 1 | 1 | 100.00 | 0 | 0.00 |
| 27. | Pendolin Cyrill (27) | GC | 1 | 2 | 0 | 0.00 | 0.00 | 0 | 0 | 0.00 | 0 | 0.00 | 0 | 0 | 0.00 | 0 | 0.00 |
| 28. | Podhrasky Michal (3) | HCR | 1 | 2 | 1 | 50.00 | 0.00 | 0 | 0 | 0.00 | 0 | 0.00 | 1 | 0 | 0.00 | 0 | 0.00 |
| 29. | Gutknecht Sämi (6) | HCR | 1 | 2 | 0 | 0.00 | 0.00 | 0 | 0 | 0.00 | 0 | 0.00 | 0 | 0 | 0.00 | 2 | 25.00 |
| 30. | Holtz Fredrik (8) | HCR | 1 | 5 | 3 | 60.00 | 0.00 | 0 | 0 | 0.00 | 0 | 0.00 | 7 | 5 | 71.43 | 0 | 0.00 |
| 31. | Grunder Lukas (13) | HCR | 1 | 1 | 0 | 0.00 | 0.00 | 0 | 0 | 0.00 | 0 | 0.00 | 2 | 1 | 50.00 | 0 | 0.00 |

Event Statistics

| Spieler Statistik | | | Spiele gespielt | Schüsse | | | | Tore | | | Scorer Punkte | | Bullies | | | Strafen | |
|-------------------|-------------------------|------|--------------------|------------|-----------|--------------|---------------|-----------|---------|------|---------------|------------|---------|----------|------|-------------|------|
| | Spieler/in | Team | | Total | auf's Tor | % auf's Tor | Effizienz (%) | erzielt | Assists | in % | Total | Pkt./Spiel | Total | gewonnen | in % | Total (min) | in % |
| 32. | Kapp Patrick (14) | HCR | 1 | 0 | 0 | 0.00 | 0.00 | 0 | 0 | 0.00 | 0 | 0.00 | 0 | 0 | 0.00 | 0 | 0.00 |
| 33. | Niiranen Niklas (21) | HCR | 1 | 3 | 1 | 33.33 | 0.00 | 0 | 0 | 0.00 | 0 | 0.00 | 0 | 0 | 0.00 | 0 | 0.00 |
| 34. | Huser Yves (27) | HCR | 1 | 0 | 0 | 0.00 | 0.00 | 0 | 0 | 0.00 | 0 | 0.00 | 0 | 0 | 0.00 | 0 | 0.00 |
| 35. | Schwerzmann Michel (34) | HCR | 1 | 2 | 1 | 50.00 | 0.00 | 0 | 0 | 0.00 | 0 | 0.00 | 1 | 0 | 0.00 | 0 | 0.00 |
| 36. | Klauenbösch Marco (96) | HCR | 1 | 0 | 0 | 0.00 | 0.00 | 0 | 0 | 0.00 | 0 | 0.00 | 0 | 0 | 0.00 | 0 | 0.00 |
| | | | | 122 | 42 | 34.43 | 35.71 | 15 | | | | 42 | | | | 8 | |

Sortierung:

1. Scorer Punkte
2. Score Punkte pro Spiel
3. Geschossene Tore
4. Effizienz

Event Statistics

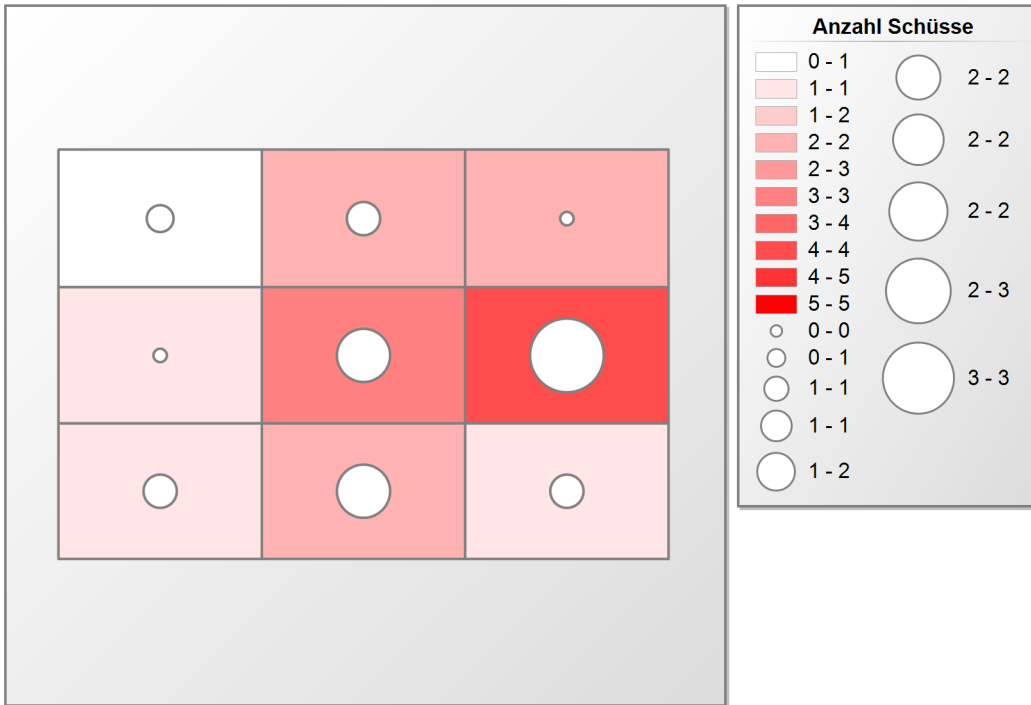
| | Abwehr | | | | | Tor erhalten | | | | | | | | Total | Saves | Saves in % | |
|------------------------|------------|-----------|----------|----------|-----------|--------------|----------------|------------|----------|----------|--------------|----------------|----------|-----------|-----------|------------|--------------|
| | Fuss/Beine | Hand/Arm | Körper | Maske | Total | hintern Tor | keine Reaktion | Überspielt | Umspielt | verpasst | Verschiebung | zwischen Beine | Total | | | | |
| 1 Ruven Gruber | 2 | 6 | 0 | 2 | 10 | 0 | 0 | 1 | 0 | 0 | 4 | 1 | 0 | 6 | 16 | 10 | 62.50 |
| 30 Pascal Meier | 5 | 9 | 2 | 0 | 16 | 1 | 0 | 1 | 0 | 0 | 5 | 0 | 0 | 7 | 23 | 16 | 69.57 |
| 91 Mathieu Unternährer | 0 | 0 | 0 | 0 | 0 | 0 | 0 | 0 | 0 | 0 | 0 | 0 | 0 | 0 | 0 | 0 | 0.00 |
| 38 Luis Schaub | 0 | 0 | 0 | 0 | 0 | 0 | 0 | 0 | 0 | 0 | 0 | 0 | 0 | 0 | 0 | 0 | 0.00 |
| Total | 7 | 15 | 2 | 2 | 26 | 1 | 0 | 2 | 0 | 0 | 9 | 1 | 0 | 13 | 39 | 26 | 66.67 |

Event Statistics

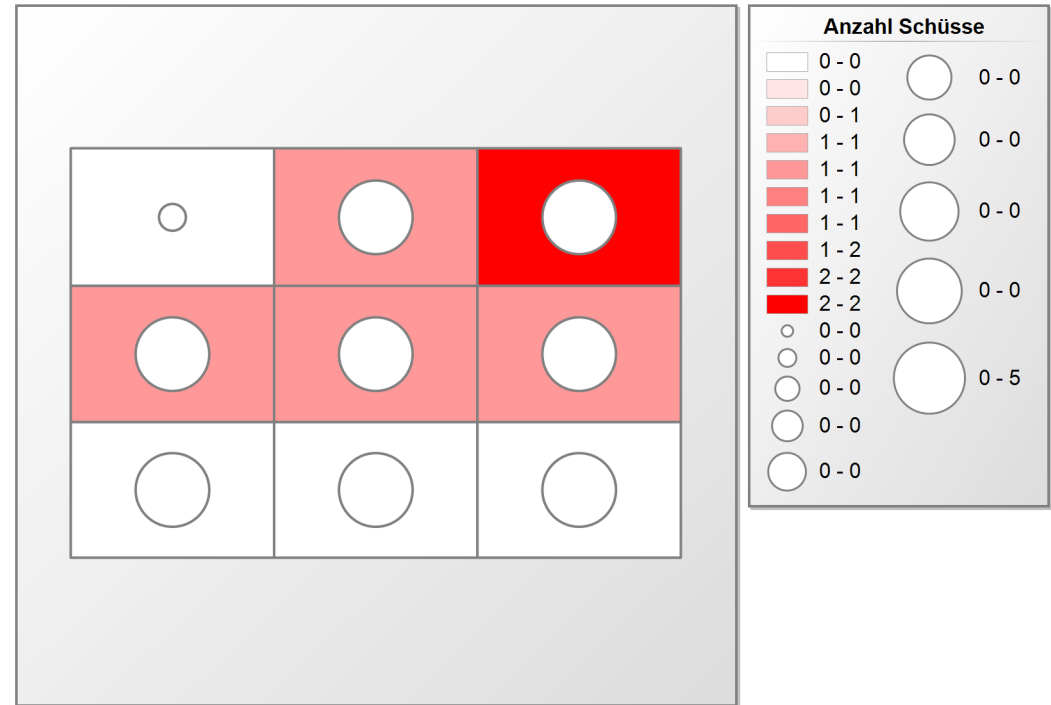


| | Abwehr | | | | Tor erhalten | | | | Total | Saves | Saves in % |
|----------------|------------|----------|----------|-----------|----------------|----------|--------------|----------|-----------|-----------|--------------|
| | Fuss/Beine | Hand/Arm | Maske | Total | keine Reaktion | verpasst | Verschiebung | Total | | | |
| 1 Ruven Gruber | 2 | 6 | 2 | 10 | 1 | 4 | 1 | 6 | 16 | 10 | 62.50 |
| Total | 2 | 6 | 2 | 10 | 1 | 4 | 1 | 6 | 16 | 10 | 62.50 |

Schüsse und Saves



Erhaltene Tore und Schüsse

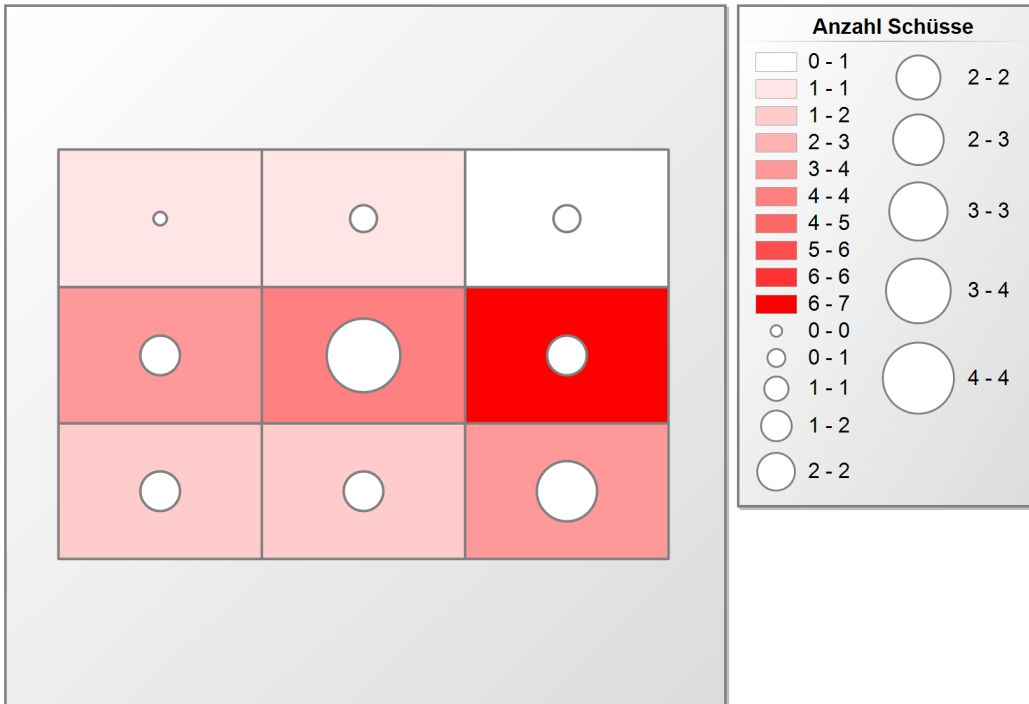


Event Statistics

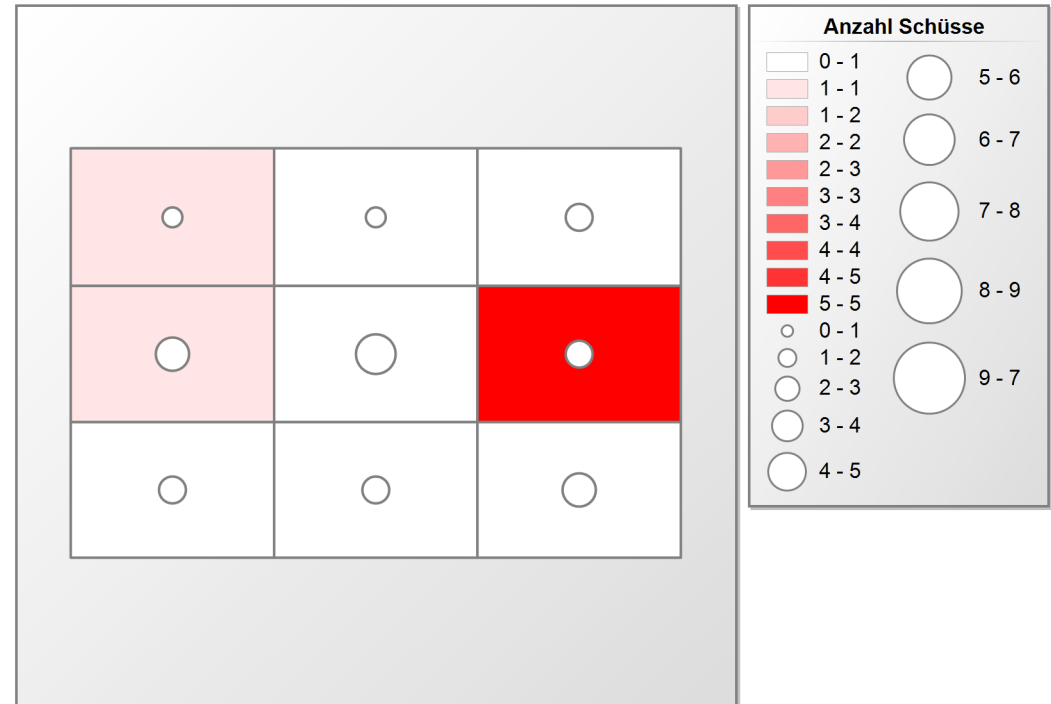


| | Abwehr | | | | Tor erhalten | | | Total | Saves | Saves in % | |
|-----------------|------------|----------|----------|-----------|----------------|----------|----------|----------|-----------|------------|--------------|
| | Fuss/Beine | Hand/Arm | Körper | Total | keine Reaktion | verpasst | Total | | | | |
| 30 Pascal Meier | 5 | 9 | 2 | 16 | 1 | 1 | 5 | 7 | 23 | 16 | 69.57 |
| Total | 5 | 9 | 2 | 16 | 1 | 1 | 5 | 7 | 23 | 16 | 69.57 |

Schüsse und Saves

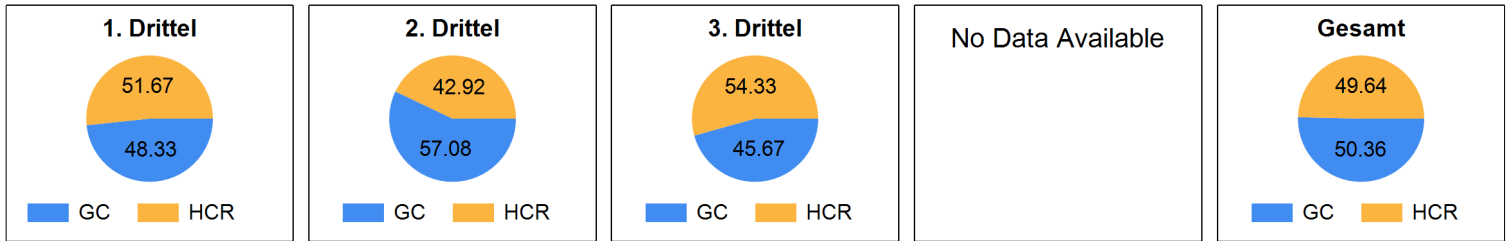


Erhaltene Tore und Schüsse



Game Statistics

Ballbesitz



GC Zürich



8

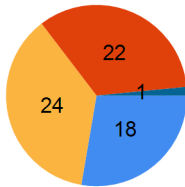
7

HC Rychenberg Winterthur



| | | |
|-------|---|---|
| 1. | 1 | 4 |
| 2. | 4 | 2 |
| 3. | 3 | 1 |
| Verl. | 0 | 0 |

Schussstatistik

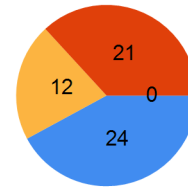


auf's Tor daneben geblockt Pfofen

| | 1. | 2. | 3. | Verl. | Total |
|-----------|----|----|----|-------|-------|
| auf's Tor | 8 | 6 | 4 | 0 | 18 |
| daneben | 6 | 13 | 5 | 0 | 24 |
| geblockt | 8 | 8 | 6 | 0 | 22 |
| Pfofen | 1 | 0 | 0 | 0 | 1 |
| | 23 | 27 | 15 | 0 | 65 |

| | | | | |
|---------------|-------|-------|-------|-------|
| Präzision (%) | 34.78 | 22.22 | 26.67 | 27.69 |
| Effizienz (%) | 12.50 | 66.67 | 75.00 | 44.44 |

Schussstatistik



auf's Tor daneben geblockt Pfofen

| | 1. | 2. | 3. | Verl. | Total |
|-----------|----|----|----|-------|-------|
| auf's Tor | 8 | 8 | 8 | 0 | 24 |
| daneben | 1 | 3 | 8 | 0 | 12 |
| geblockt | 5 | 6 | 10 | 0 | 21 |
| Pfofen | 0 | 0 | 0 | 0 | 0 |
| | 14 | 17 | 26 | 0 | 57 |

| | | | | |
|---------------|-------|-------|-------|-------|
| Präzision (%) | 57.14 | 47.06 | 30.77 | 42.11 |
| Effizienz (%) | 50.00 | 25.00 | 12.50 | 29.17 |

Torhüter Statistik

| | 30 Pascal Meier | |
|-------|-----------------|----------|
| | Schüsse | Gehalten |
| 1. | 8 | 4 |
| | 50.00% | |
| 2. | 8 | 6 |
| | 75.00% | |
| 3. | 8 | 7 |
| | 87.50% | |
| Verl. | 0 | 0 |
| | n. def. | |
| Total | 24 | 17 |
| | 70.83% | |

Torhüter Statistik

| | 1 Ruven Gruber | |
|-------|----------------|----------|
| | Schüsse | Gehalten |
| 1. | 8 | 7 |
| | 87.50% | |
| 2. | 6 | 2 |
| | 33.33% | |
| 3. | 3 | 1 |
| | 33.33% | |
| Verl. | 0 | 0 |
| | n. def. | |
| Total | 17 | 10 |
| | 58.82% | |

Strafzeitstatistik

| | 1. | 2. | 3. | Total | Tore |
|-----------|-------|-------|-------|-------|------|
| Überzahl | 00:00 | 01:50 | 00:00 | 01:50 | 2 |
| Unterzahl | 01:33 | 02:00 | 00:00 | 03:33 | 0 |

Strafzeitstatistik

| | 1. | 2. | 3. | Total | Tore |
|-----------|-------|-------|-------|-------|------|
| Überzahl | 01:33 | 02:00 | 00:00 | 03:33 | 1 |
| Unterzahl | 00:00 | 01:50 | 00:00 | 01:50 | 0 |

Game Statistics

Spielverlauf

1. Drittel

| Zeit | Resultat | Team | Situation | # | Spieler/in | # | Assist | Speed |
|-------|----------|--------------------------|------------------|----|-------------------|----|------------------|-------|
| 00:02 | 0-1 | HC Rychenberg Winterthur | | 20 | Felix Buff | | | 0.00 |
| 02:30 | 0-2 | HC Rychenberg Winterthur | | 18 | Cédric Rüegsegger | 24 | Kari Koskelainen | 0.00 |
| 05:48 | 0-3 | HC Rychenberg Winterthur | | 4 | Nils Conrad | 16 | Moritz Schaub | 0.00 |
| 11:55 | | GC Zürich | 2' Stocks Schlag | 25 | Christoph Meier | | | |
| 13:28 | 0-4 | HC Rychenberg Winterthur | Überzahl | 20 | Felix Buff | 66 | Rasmus Sundstedt | 0.00 |
| 14:18 | 1-4 | GC Zürich | | 25 | Christoph Meier | | | 0.00 |

2. Drittel

| Zeit | Resultat | Team | Situation | # | Spieler/in | # | Assist | Speed |
|-------|----------|--------------------------|-----------------------------|----|------------------|----|-----------------|-------|
| 20:23 | 1-5 | HC Rychenberg Winterthur | | 20 | Felix Buff | 9 | Benjamin Borth | 0.00 |
| 24:04 | 1-6 | HC Rychenberg Winterthur | | 5 | Mikko Hautaniemi | 16 | Moritz Schaub | 0.00 |
| 25:34 | | GC Zürich | 2' Bodenspiel | 25 | Christoph Meier | | | |
| 32:09 | 2-6 | GC Zürich | | 97 | Luca Graf | 81 | Michael Zürcher | 0.00 |
| 32:42 | | HC Rychenberg Winterthur | 2' Stocks Schlag | 6 | Sämi Gutknecht | | | |
| 33:43 | 3-6 | GC Zürich | Überzahl | 77 | Niko Juhola | 95 | Joel Rüegger | 0.00 |
| 34:35 | 4-6 | GC Zürich | | 90 | Sandro Cavelti | 95 | Joel Rüegger | 0.00 |
| 37:17 | | HC Rychenberg Winterthur | 2' Überharter Körpereinsatz | 66 | Rasmus Sundstedt | | | |
| 38:06 | 5-6 | GC Zürich | Überzahl | 21 | Emil Julkunen | 97 | Luca Graf | 0.00 |

3. Drittel

| Zeit | Resultat | Team | Situation | # | Spieler/in | # | Assist | Speed |
|-------|----------|--------------------------|---------------|----|-----------------|----|------------------|-------|
| 44:37 | 6-6 | GC Zürich | | 81 | Michael Zürcher | 21 | Emil Julkunen | 0.00 |
| 51:46 | 7-6 | GC Zürich | | 21 | Emil Julkunen | 97 | Luca Graf | 0.00 |
| 56:35 | | HC Rychenberg Winterthur | Time Out | | | | | |
| 57:20 | 8-6 | GC Zürich | leeres Tor | 95 | Joel Rüegger | | | 0.00 |
| 58:18 | 8-7 | HC Rychenberg Winterthur | ohne Torhüter | 22 | Michel Wöcke | 24 | Kari Koskelainen | 0.00 |

Game Statistics

| GC Zürich | | | Plus/Minus | | | | Schüsse | | | | Tore | | |
|--------------------|----|----|------------|-------|-----------|-------------|---------------|---------|---------|-------|------|--|--|
| Spieler/in | + | - | Bilanz | Total | auf's Tor | % auf's Tor | Effizienz (%) | erzielt | Assists | in % | | | |
| 2 Wenk Florian | 0 | 0 | 0 | 0 | 0 | 0.00 | 0.00 | 0 | 0 | 0.00 | | | |
| 7 Kaiser Alain | 1 | 3 | -2 | 0 | 0 | 0.00 | 0.00 | 0 | 0 | 0.00 | | | |
| 8 Kindler Yanick | 0 | 0 | 0 | 0 | 0 | 0.00 | 0.00 | 0 | 0 | 0.00 | | | |
| 9 Müller Julian | 2 | 2 | 0 | 0 | 0 | 0.00 | 0.00 | 0 | 0 | 0.00 | | | |
| 10 Berlinger Nico | 3 | 3 | 0 | 4 | 1 | 25.00 | 0.00 | 0 | 0 | 0.00 | | | |
| 11 Zolliker Cyril | 0 | 2 | -2 | 7 | 2 | 28.57 | 0.00 | 0 | 0 | 0.00 | | | |
| 13 Bier Kay | 0 | 1 | -1 | 1 | 0 | 0.00 | 0.00 | 0 | 0 | 0.00 | | | |
| 19 Steiger Daniel | 0 | 1 | -1 | 0 | 0 | 0.00 | 0.00 | 0 | 0 | 0.00 | | | |
| 21 Julkunen Emil | 5 | 1 | 4 | 10 | 3 | 30.00 | 66.67 | 2 | 1 | 25.00 | | | |
| 22 Ladner Valentin | 3 | 4 | -1 | 2 | 1 | 50.00 | 0.00 | 0 | 0 | 0.00 | | | |
| 23 Göldi Fabrice | 0 | 1 | -1 | 2 | 0 | 0.00 | 0.00 | 0 | 0 | 0.00 | | | |
| 25 Meier Christoph | 5 | 5 | 0 | 14 | 2 | 14.29 | 50.00 | 1 | 0 | 12.50 | | | |
| 27 Pendolin Cyrill | 2 | 1 | 1 | 2 | 0 | 0.00 | 0.00 | 0 | 0 | 0.00 | | | |
| 77 Juhola Niko | 3 | 1 | 2 | 2 | 0 | 0.00 | 0.00 | 1 | 0 | 12.50 | | | |
| 81 Zürcher Michael | 3 | 1 | 2 | 5 | 2 | 40.00 | 50.00 | 1 | 1 | 12.50 | | | |
| 90 Cavelti Sandro | 3 | 3 | 0 | 2 | 1 | 50.00 | 100.00 | 1 | 0 | 12.50 | | | |
| 95 Rügger Joel | 5 | 5 | 0 | 6 | 2 | 33.33 | 50.00 | 1 | 2 | 12.50 | | | |
| 97 Graf Luca | 5 | 1 | 4 | 8 | 4 | 50.00 | 25.00 | 1 | 2 | 12.50 | | | |
| | 40 | 35 | | 65 | 18 | 27.69 | 44.44 | | | | | | |

| HC Rychenberg Winterthur | | | Plus/Minus | | | | Schüsse | | | | Tore | | |
|--------------------------|----|----|------------|-------|-----------|-------------|---------------|---------|---------|-------|------|--|--|
| Spieler/in | + | - | Bilanz | Total | auf's Tor | % auf's Tor | Effizienz (%) | erzielt | Assists | in % | | | |
| 3 Podhrasky Michal | 1 | 3 | -2 | 2 | 1 | 50.00 | 0.00 | 0 | 0 | 0.00 | | | |
| 4 Conrad Nils | 3 | 1 | 2 | 1 | 1 | 100.00 | 100.00 | 1 | 0 | 14.29 | | | |
| 5 Hautaniemi Mikko | 4 | 3 | 1 | 11 | 2 | 18.18 | 50.00 | 1 | 0 | 14.29 | | | |
| 6 Gutknecht Sämi | 2 | 3 | -1 | 2 | 0 | 0.00 | 0.00 | 0 | 0 | 0.00 | | | |
| 8 Holtz Fredrik | 4 | 4 | 0 | 5 | 3 | 60.00 | 0.00 | 0 | 0 | 0.00 | | | |
| 9 Borth Benjamin | 2 | 2 | 0 | 4 | 1 | 25.00 | 0.00 | 0 | 1 | 0.00 | | | |
| 13 Grunder Lukas | 2 | 2 | 0 | 1 | 0 | 0.00 | 0.00 | 0 | 0 | 0.00 | | | |
| 14 Kapp Patrick | 0 | 0 | 0 | 0 | 0 | 0.00 | 0.00 | 0 | 0 | 0.00 | | | |
| 16 Schaub Moritz | 3 | 1 | 2 | 3 | 1 | 33.33 | 0.00 | 0 | 2 | 0.00 | | | |
| 18 Rügsegger Cédric | 1 | 4 | -3 | 4 | 2 | 50.00 | 50.00 | 1 | 0 | 14.29 | | | |
| 20 Buff Felix | 4 | 3 | 1 | 6 | 6 | 100.00 | 50.00 | 3 | 0 | 42.86 | | | |
| 21 Niiranen Niklas | 1 | 2 | -1 | 3 | 1 | 33.33 | 0.00 | 0 | 0 | 0.00 | | | |
| 22 Wöcke Michel | 2 | 2 | 0 | 1 | 1 | 100.00 | 100.00 | 1 | 0 | 14.29 | | | |
| 24 Koskelainen Kari | 2 | 4 | -2 | 1 | 0 | 0.00 | 0.00 | 0 | 2 | 0.00 | | | |
| 27 Huser Yves | 0 | 0 | 0 | 0 | 0 | 0.00 | 0.00 | 0 | 0 | 0.00 | | | |
| 34 Schwerzmann Michel | 1 | 1 | 0 | 2 | 1 | 50.00 | 0.00 | 0 | 0 | 0.00 | | | |
| 66 Sundstedt Rasmus | 4 | 5 | -1 | 11 | 4 | 36.36 | 0.00 | 0 | 1 | 0.00 | | | |
| 96 Klauenbösch Marco | 0 | 0 | 0 | 0 | 0 | 0.00 | 0.00 | 0 | 0 | 0.00 | | | |
| | 36 | 40 | | 57 | 24 | 42.11 | 29.17 | | | | | | |