

Event Statistics

November 9, 2022



Event Statistics

Games

05.11.2022 Game	Spectators	in %	Result	Duration
12:00 Germany - Sweden	1'189	1.59	4 : 19	02:15:00
13:30 Czech Republic - Latvia	6'975	9.35	6 : 3	02:07:00
15:00 Finland - Slovakia	1'343	1.80	8 : 1	02:01:00
17:00 Switzerland - Norway	8'742	11.72	4 : 4	02:05:00
18:00 Singapore - Estonia	645	0.86	4 : 12	02:06:00
20:00 Thailand - Canada	2'129	2.85	4 : 9	02:11:00

Daily average **3'504** **28.19**

06.11.2022 Game	Spectators	in %	Result	Duration
12:00 Sweden - Latvia	985	1.32	11 : 2	02:05:00
14:00 Finland - Switzerland	10'359	13.89	5 : 7	02:09:00
15:00 Germany - Czech Republic	1'185	1.59	6 : 8	02:03:00
17:00 Slovakia - Norway	6'672	8.95	7 : 6	02:13:00
18:00 Australia - Denmark	721	0.97	2 : 6	01:56:00
20:00 Philippines - Poland	722	0.97	2 : 9	02:02:00

Daily average **3'441** **27.68**

07.11.2022 Game	Spectators	in %	Result	Duration
10:00 Singapore - Thailand	1'659	2.22	7 : 11	02:22:00
10:00 Denmark - Poland	3'211	4.31	6 : 3	02:00:00
13:00 Australia - Philippines	2'967	3.98	6 : 2	02:04:00
13:00 Estonia - Canada	1'677	2.25	13 : 5	02:10:00
18:05 Sweden - Czech Republic	1'094	1.47	3 : 3	02:05:00
19:00 Latvia - Germany	505	0.68	4 : 6	02:03:00

Daily average **1'852** **14.90**

08.11.2022 Game	Spectators	in %	Result	Duration
10:00 Estonia - Thailand	4'477	6.00	16 : 4	02:04:00
10:00 Denmark - Philippines	1'682	2.26	14 : 3	02:03:00
13:00 Canada - Singapore	4'097	5.49	8 : 4	02:10:00
13:00 Poland - Australia	1'487	1.99	4 : 3	02:01:00
18:00 Norway - Finland	753	1.01	2 : 7	01:57:00
20:00 Slovakia - Switzerland	2'000	2.68	3 : 9	02:05:00

Event Statistics

Daily average		2'416	19.44		
09.11.2022 Game		Spectators	in %	Result	Duration
10:00	Norway - Denmark	3'384	4.54	7 : 6 ot.	02:04:00
13:00	Germany - Canada	3'222	4.32	21 : 3	02:13:00
16:00	Slovakia - Poland	325	0.44	9 : 1	01:56:00
19:00	Latvia - Estonia	372	0.50	5 : 2	02:04:00
Daily average		1'826	9.79		
10.11.2022 Game		Spectators	in %	Result	Duration
10:00	Australia - Singapore	0	0.00	0 : 0	
10:00	Thailand - Philippines	0	0.00	0 : 0	
13:00	Poland - Estonia	0	0.00	0 : 0	
13:00	Canada - Denmark	0	0.00	0 : 0	
18:00	Switzerland - Latvia	0	0.00	0 : 0	
18:05	Sweden - Norway	0	0.00	0 : 0	
Daily average		0	0.00		
Event average		2'194			

Event Statistics

Team Statistic	Games	Shots				Goals		Bullies			Penalties		
Team	played	Total	on Goal	% on Goal	Efficiency (%)	scored	in %	Total	won	in %	Total (min)	in %	Total (min eff.)
Australia	3	134	54	40.30	20.37	11	3.15	34	16	47.06	12	4.29	00:11:21
Canada	4	235	103	43.83	24.27	25	7.16	82	46	56.10	24	8.57	00:13:17
Czech Republic	3	170	78	45.88	21.79	17	4.87	41	25	60.98	22	7.86	00:15:36
Denmark	4	258	125	48.45	25.60	32	9.17	65	29	44.62	16	5.71	00:12:50
Estonia	4	274	136	49.64	31.62	43	12.32	76	42	55.26	76	27.14	00:24:47
Finland	3	180	75	41.67	26.67	20	5.73	41	27	65.85	8	2.86	00:07:23
Germany	4	182	100	54.95	37.00	37	10.60	81	28	34.57	12	4.29	00:07:47
Latvia	4	205	70	34.15	20.00	14	4.01	53	22	41.51	6	2.14	00:05:59
Norway	4	202	70	34.65	27.14	19	5.44	58	26	44.83	12	4.29	00:27:45
Philippines	3	135	56	41.48	12.50	7	2.01	48	22	45.83	10	3.57	00:06:50
Poland	4	192	86	44.79	19.77	17	4.87	54	31	57.41	18	6.43	00:14:37
Singapore	3	149	57	38.26	26.32	15	4.30	65	14	21.54	16	5.71	00:33:15
Slovakia	4	168	60	35.71	33.33	20	5.73	59	19	32.20	14	5.00	00:10:27
Sweden	3	212	94	44.34	35.11	33	9.46	54	31	57.41	10	3.57	00:07:58
Switzerland	3	141	62	43.97	32.26	20	5.73	43	23	53.49	10	3.57	23:47:52
Thailand	3	193	74	38.34	25.68	19	5.44	65	39	60.00	14	5.00	00:11:35
		3030	1300	42.90	26.85	349		919			280		

Event Statistics

Finland



	Goals achieved	Goals get	penalty minutes
Team overview	20	10	8

Player	Games	Plus/Minus					Shots				Goals			Bullies			Penalties	
	played	+	-	balance	+ in %	- in %	Total	on Goal	% on Goal	Efficiency (%)	scored	Assists	in %	Total	won	in %	Total (min)	in %
9 Salin Eemeli	3	9	6	3	45.00	60.00	17	7	41.18	14.29	1	6	5.00	1	0	0.00	2	25.00
73 Kainulainen Justus	3	7	4	3	35.00	40.00	26	7	26.92	57.14	4	1	20.00	10	8	80.00	0	0.00
77 Johansson Sami	3	10	6	4	50.00	60.00	29	14	48.28	28.57	4	1	20.00	9	8	88.89	0	0.00
12 Sikkinen Eetu	3	5	1	4	25.00	10.00	10	8	80.00	37.50	3	1	15.00	1	0	0.00	2	25.00
4 Tykkyläinen Konsta	3	8	2	6	40.00	20.00	7	2	28.57	0.00	0	4	0.00	1	0	0.00	0	0.00
10 Heikkilä Oskari	3	8	1	7	40.00	10.00	11	7	63.64	28.57	2	1	10.00	0	0	0.00	2	25.00
87 Kailiala Miko	3	9	1	8	45.00	10.00	15	6	40.00	16.67	1	2	5.00	13	9	69.23	0	0.00
36 Lastikka Ville	2	5	4	1	25.00	40.00	12	6	50.00	16.67	1	1	5.00	1	0	0.00	0	0.00
66 Leikkanen Mikko	3	5	4	1	25.00	40.00	8	3	37.50	33.33	1	1	5.00	0	0	0.00	0	0.00
20 Salo Nico	3	13	6	7	65.00	60.00	7	1	14.29	100.00	1	0	5.00	4	1	25.00	0	0.00
70 Rantala Joonas	3	2	0	2	10.00	0.00	11	3	27.27	33.33	1	0	5.00	1	1	100.00	0	0.00
14 Lindfors Jesperi	3	4	1	3	20.00	10.00	2	1	50.00	0.00	0	1	0.00	0	0	0.00	0	0.00
2 Astala Aaro	2	0	2	-2	0.00	20.00	2	2	100.00	0.00	0	0	0.00	0	0	0.00	0	0.00
17 Lamminen Janne	3	7	5	2	35.00	50.00	8	0	0.00	0.00	0	0	0.00	0	0	0.00	0	0.00
19 Pylsy Joonas	1	0	0	0	0.00	0.00	0	0	0.00	0.00	0	0	0.00	0	0	0.00	0	0.00
30 Stenfors Lauri	2	4	1	3	20.00	10.00	3	2	66.67	0.00	0	0	0.00	0	0	0.00	0	0.00
32 Akola Eemeli	3	2	3	-1	10.00	30.00	2	0	0.00	0.00	0	0	0.00	0	0	0.00	2	25.00
81 Lehtosuo Otto	3	7	3	4	35.00	30.00	7	3	42.86	0.00	0	0	0.00	0	0	0.00	0	0.00
							177	72	40.68	26.39				41	27	65.85	8	

Event Statistics



Finland

bar	0	0.00 %	bar	1	2.70 %	bar	0	0.00 %
blocked	1	20.00 %	blocked	1	2.70 %	blocked	1	33.33 %
missed	2	40.00 %	missed	10	27.03 %	missed	1	33.33 %
on goal	2	40.00 %	on goal	25	67.57 %	on goal	1	33.33 %
Shots	5	2.78 %	Shots	37	20.56 %	Shots	3	1.67 %
Scores	0	0.00 %	Scores	10	50.00 %	Scores	1	5.00 %

bar	0	0.00 %	bar	2	3.33 %	bar	0	0.00 %
blocked	7	25.93 %	blocked	16	26.67 %	missed	7	25.00 %
missed	7	25.93 %	missed	19	31.67 %	on goal	7	25.00 %
on goal	13	48.15 %	on goal	23	38.33 %	blocked	14	50.00 %
Shots	27	15.00 %	Shots	60	33.33 %	Shots	28	15.56 %
Scores	3	15.00 %	Scores	4	20.00 %	Scores	1	5.00 %

bar	0	0.00 %	bar	0	0.00 %	bar	0	0.00 %
missed	0	0.00 %	on goal	3	18.75 %	missed	0	0.00 %
on goal	0	0.00 %	missed	4	25.00 %	blocked	1	50.00 %
blocked	2	100.00 %	blocked	9	56.25 %	on goal	1	50.00 %
Shots	2	1.11 %	Shots	16	8.89 %	Shots	2	1.11 %
Scores	0	0.00 %	Scores	1	5.00 %	Scores	0	0.00 %

bar	3	1.67 %
missed	50	27.78 %
blocked	52	28.89 %
on goal	75	41.67 %
Shots	180	
Scores	20	

Total on Goal	2	Total on Goal	25	Total on Goal	1
Total Shots	5	Total Shots	37	Total Shots	3
Total Scores	0	Total Scores	10	Total Scores	1
Precision	40.00 %	Precision	67.57 %	Precision	33.33 %
Efficiency	0.00 %	Efficiency	40.00 %	Efficiency	100.00 %

Total on Goal	13	Total on Goal	23	Total on Goal	7
Total Shots	27	Total Shots	60	Total Shots	28
Total Scores	3	Total Scores	4	Total Scores	1
Precision	48.15 %	Precision	38.33 %	Precision	25.00 %
Efficiency	23.08 %	Efficiency	17.39 %	Efficiency	14.29 %

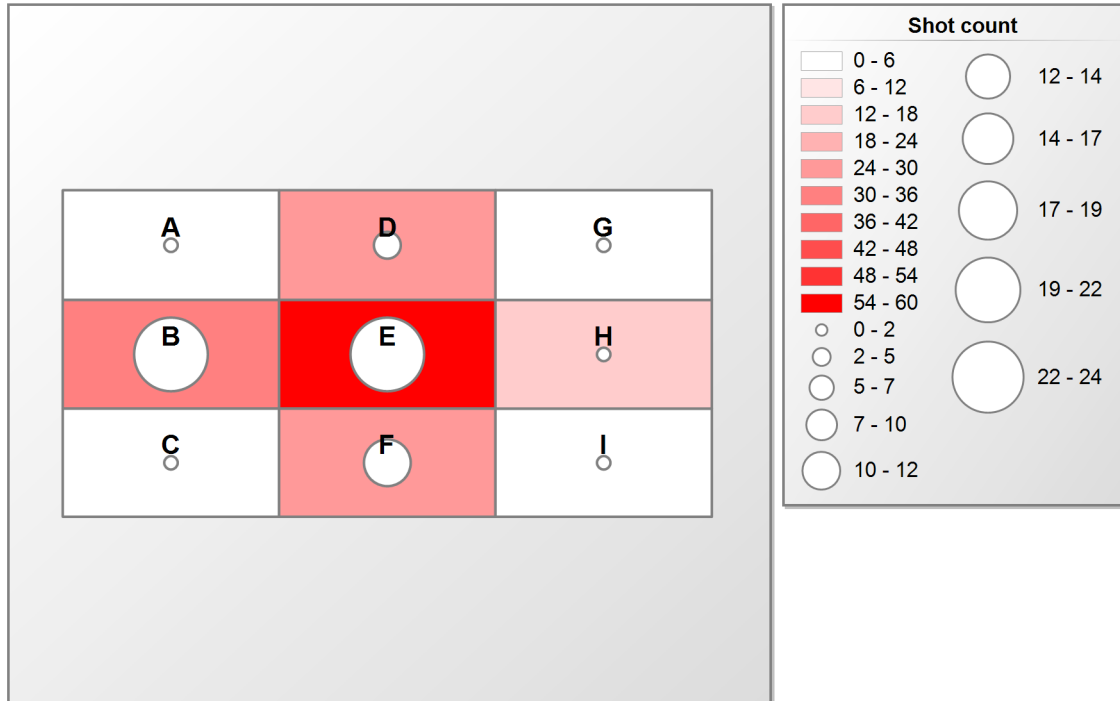
Total on Goal	0	Total on Goal	3	Total on Goal	1
Total Shots	2	Total Shots	16	Total Shots	2
Total Scores	0	Total Scores	1	Total Scores	0
Precision	0.00 %	Precision	18.75 %	Precision	50.00 %
Efficiency	NaN	Efficiency	33.33 %	Efficiency	0.00 %

Total on Goal	75
Total Shots	180
Total Scores	20
Precision	41.67 %
Efficiency	26.67 %

Event Statistics



Short distribution and shots on goal



Zone (Fields)	A	B	C	D	E	F	G	H	I	Total
Total	3	36	5	28	60	27	2	15	2	178
on Goal (Circles)	1	24	2	7	23	13	1	2	0	73

Event Statistics


Switzerland



	Goals achieved	Goals get	penalty minutes
Team overview	20	12	10

Player	Games	Plus/Minus					Shots				Goals			Bullies			Penalties	
	played	+	-	balance	+ in %	- in %	Total	on Goal	% on Goal	Efficiency (%)	scored	Assists	in %	Total	won	in %	Total (min)	in %
97 Schiess Michael	3	8	5	3	40.00	41.67	10	4	40.00	75.00	3	3	15.00	14	9	64.29	0	0.00
6 Laely Claudio	3	7	4	3	35.00	33.33	8	6	75.00	66.67	4	1	20.00	0	0	0.00	0	0.00
50 Mendelin Patrick Andreas	3	8	4	4	40.00	33.33	12	5	41.67	60.00	3	2	15.00	1	0	0.00	0	0.00
11 Maurer Manuel	3	6	3	3	30.00	25.00	13	9	69.23	33.33	3	2	15.00	0	0	0.00	2	20.00
61 Zaugg Jan Nicolas	3	5	2	3	25.00	16.67	14	3	21.43	66.67	2	1	10.00	4	1	25.00	0	0.00
21 Riedi Paolo	3	6	2	4	30.00	16.67	14	6	42.86	0.00	0	3	0.00	0	0	0.00	0	0.00
7 Heller Tobias Florian	3	6	4	2	30.00	33.33	10	6	60.00	33.33	2	0	10.00	0	0	0.00	2	20.00
40 Seiler Noël Amos	3	7	1	6	35.00	8.33	10	4	40.00	25.00	1	1	5.00	1	0	0.00	2	20.00
8 Mock Moritz	3	4	3	1	20.00	25.00	4	2	50.00	0.00	0	2	0.00	0	0	0.00	2	20.00
25 Meier Christoph	3	8	3	5	40.00	25.00	14	5	35.71	0.00	0	2	0.00	14	8	57.14	0	0.00
77 Känzig Deny	3	2	1	1	10.00	8.33	3	1	33.33	0.00	0	2	0.00	0	0	0.00	0	0.00
22 Rügger Joel	3	2	0	2	10.00	0.00	2	1	50.00	100.00	1	0	5.00	0	0	0.00	0	0.00
66 Braillard Tim	3	3	2	1	15.00	16.67	6	3	50.00	33.33	1	0	5.00	9	5	55.56	0	0.00
2 Bischofberger Nicola	3	7	4	3	35.00	33.33	7	2	28.57	0.00	0	0	0.00	0	0	0.00	0	0.00
4 Conrad Nils Frederik	3	6	6	0	30.00	50.00	3	0	0.00	0.00	0	0	0.00	0	0	0.00	2	20.00
26 Camenisch Christoph	3	2	1	1	10.00	8.33	1	1	100.00	0.00	0	0	0.00	0	0	0.00	0	0.00
33 Graf Luca Valentino	3	4	1	3	20.00	8.33	2	0	0.00	0.00	0	0	0.00	0	0	0.00	0	0.00
71 Bürki Jan David	3	8	6	2	40.00	50.00	8	4	50.00	0.00	0	0	0.00	0	0	0.00	0	0.00
							141	62	43.97	32.26				43	23	53.49	10	

Event Statistics



Switzerland

bar	0	0.00 %	blocked	0	0.00 %	bar	0	0.00 %
blocked	0	0.00 %	bar	1	3.33 %	missed	0	0.00 %
on goal	0	0.00 %	missed	4	13.33 %	blocked	1	33.33 %
missed	1	100.00 %	on goal	25	83.33 %	on goal	2	66.67 %
Shots	1	0.71 %	Shots	30	21.28 %	Shots	3	2.13 %
Scores	0	0.00 %	Scores	11	55.00 %	Scores	0	0.00 %

bar	1	3.13 %	bar	0	0.00 %	bar	0	0.00 %
missed	4	12.50 %	missed	5	14.71 %	on goal	6	26.09 %
blocked	13	40.63 %	on goal	12	35.29 %	missed	8	34.78 %
on goal	14	43.75 %	blocked	17	50.00 %	blocked	9	39.13 %
Shots	32	22.70 %	Shots	34	24.11 %	Shots	23	16.31 %
Scores	3	15.00 %	Scores	4	20.00 %	Scores	2	10.00 %

bar	0	0.00 %	bar	0	0.00 %	bar	0	0.00 %
missed	1	16.67 %	on goal	1	12.50 %	missed	0	0.00 %
on goal	2	33.33 %	blocked	2	25.00 %	on goal	0	0.00 %
blocked	3	50.00 %	missed	5	62.50 %	blocked	4	100.00 %
Shots	6	4.26 %	Shots	8	5.67 %	Shots	4	2.84 %
Scores	0	0.00 %	Scores	0	0.00 %	Scores	0	0.00 %

bar	2	1.42 %
missed	28	19.86 %
blocked	49	34.75 %
on goal	62	43.97 %
Shots	141	
Scores	20	

Total on Goal	0	Total on Goal	25	Total on Goal	2
Total Shots	1	Total Shots	30	Total Shots	3
Total Scores	0	Total Scores	11	Total Scores	0
Precision	0.00 %	Precision	83.33 %	Precision	66.67 %
Efficiency	NaN	Efficiency	44.00 %	Efficiency	0.00 %

Total on Goal	14	Total on Goal	12	Total on Goal	6
Total Shots	32	Total Shots	34	Total Shots	23
Total Scores	3	Total Scores	4	Total Scores	2
Precision	43.75 %	Precision	35.29 %	Precision	26.09 %
Efficiency	21.43 %	Efficiency	33.33 %	Efficiency	33.33 %

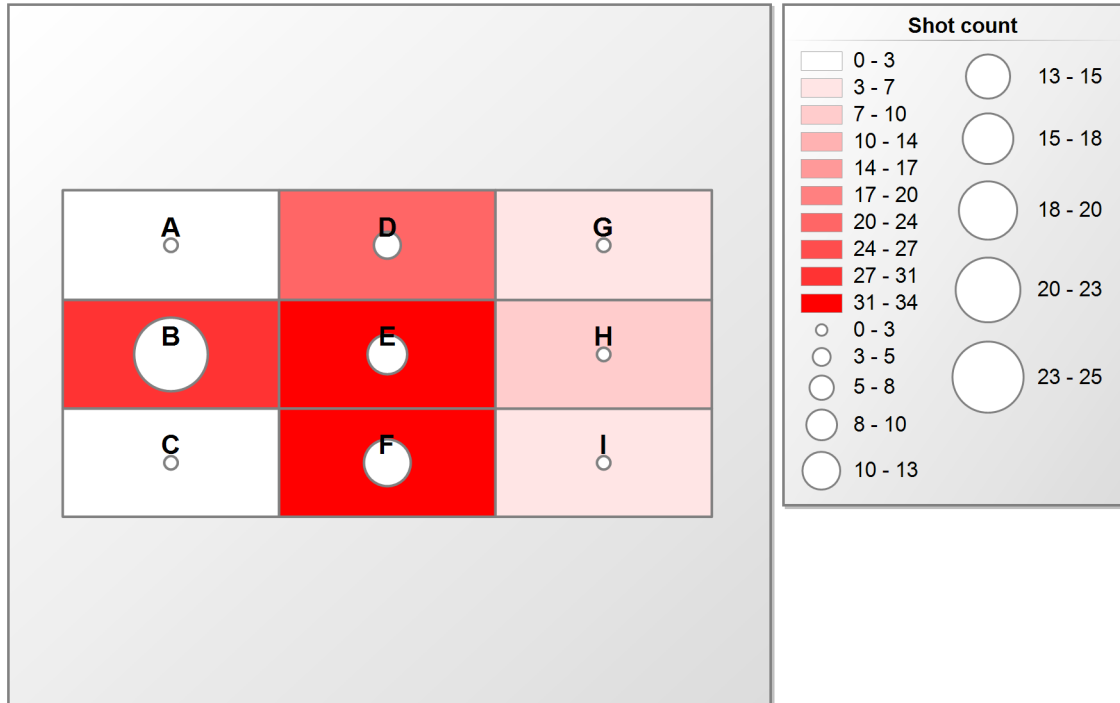
Total on Goal	2	Total on Goal	1	Total on Goal	0
Total Shots	6	Total Shots	8	Total Shots	4
Total Scores	0	Total Scores	0	Total Scores	0
Precision	33.33 %	Precision	12.50 %	Precision	0.00 %
Efficiency	0.00 %	Efficiency	0.00 %	Efficiency	NaN

Total on Goal	62
Total Shots	141
Total Scores	20
Precision	43.97 %
Efficiency	32.26 %

Event Statistics



Short distribution and shots on goal



Zone (Fields)	A	B	C	D	E	F	G	H	I	Total
Total	3	30	1	23	34	32	4	8	6	141
on Goal (Circles)	2	25	0	6	12	14	0	1	2	62

Event Statistics

Sweden



	Goals achieved	Goals get	penalty minutes
Team overview	33	9	10

Player	Games	Plus/Minus					Shots				Goals			Bullies			Penalties	
	played	+	-	balance	+ in %	- in %	Total	on Goal	% on Goal	Efficiency (%)	scored	Assists	in %	Total	won	in %	Total (min)	in %
9 Galante Carlström Alexander	3	11	2	9	33.33	22.22	31	15	48.39	40.00	6	2	18.18	0	0	0.00	0	0.00
8 Lundmark Malte	3	8	2	6	24.24	22.22	17	6	35.29	50.00	3	4	9.09	0	0	0.00	0	0.00
10 Sjögren Albin	3	13	3	10	39.39	33.33	15	7	46.67	57.14	4	2	12.12	0	0	0.00	0	0.00
7 Nilsson Kim	3	12	2	10	36.36	22.22	18	12	66.67	33.33	4	2	12.12	0	0	0.00	0	0.00
66 Haglund Kevin	3	10	0	10	30.30	0.00	14	8	57.14	50.00	4	1	12.12	0	0	0.00	0	0.00
26 Nordgren Linus	3	12	1	11	36.36	11.11	9	5	55.56	60.00	3	2	9.09	0	0	0.00	0	0.00
19 Sankell Jesper	3	8	1	7	24.24	11.11	17	9	52.94	33.33	3	2	9.09	4	2	50.00	0	0.00
14 Gustafsson Tobias	3	12	2	10	36.36	22.22	11	5	45.45	40.00	2	2	6.06	0	0	0.00	0	0.00
68 Backby Casper	3	13	3	10	39.39	33.33	14	2	14.29	50.00	1	3	3.03	4	3	75.00	2	20.00
77 Malmström Linus	3	6	0	6	18.18	0.00	10	3	30.00	33.33	1	3	3.03	0	0	0.00	2	20.00
22 Johansson Emil	3	11	4	7	33.33	44.44	12	5	41.67	0.00	0	4	0.00	8	5	62.50	0	0.00
21 Holmgren Linus	3	8	4	4	24.24	44.44	4	2	50.00	50.00	1	1	3.03	0	0	0.00	0	0.00
2 Samuelsson Johan	3	5	3	2	15.15	33.33	4	2	50.00	0.00	0	2	0.00	4	2	50.00	2	20.00
17 Enström Rasmus	3	7	3	4	21.21	33.33	10	6	60.00	16.67	1	0	3.03	5	2	40.00	0	0.00
23 Ahrén Hampus	3	14	4	10	42.42	44.44	3	1	33.33	0.00	0	1	0.00	18	10	55.56	2	20.00
97 Nilsberth Robin	3	3	3	0	9.09	33.33	10	2	20.00	0.00	0	1	0.00	6	5	83.33	2	20.00
13 Persson Ludwig	3	10	3	7	30.30	33.33	13	4	30.77	0.00	0	0	0.00	5	2	40.00	0	0.00
28 Ramirez Niklas	3	2	1	1	6.06	11.11	0	0	0.00	0.00	0	0	0.00	0	0	0.00	0	0.00
							212	94	44.34	35.11				54	31	57.41	10	

Event Statistics



Sweden

missed	0	0.00 %	bar	0	0.00 %	bar	0	0.00 %
on goal	0	0.00 %	blocked	3	6.67 %	missed	1	20.00 %
bar	1	33.33 %	missed	7	15.56 %	on goal	1	20.00 %
blocked	2	66.67 %	on goal	35	77.78 %	blocked	3	60.00 %
Shots	3	1.42 %	Shots	45	21.23 %	Shots	5	2.36 %
Scores	0	0.00 %	Scores	14	42.42 %	Scores	0	0.00 %
bar	1	2.27 %	bar	1	1.56 %	bar	1	3.70 %
missed	6	13.64 %	missed	17	26.56 %	missed	6	22.22 %
blocked	14	31.82 %	on goal	22	34.38 %	on goal	9	33.33 %
on goal	23	52.27 %	blocked	24	37.50 %	blocked	11	40.74 %
Shots	44	20.75 %	Shots	64	30.19 %	Shots	27	12.74 %
Scores	7	21.21 %	Scores	11	33.33 %	Scores	0	0.00 %
missed	0	0.00 %	bar	0	0.00 %	bar	0	0.00 %
bar	1	14.29 %	on goal	2	18.18 %	on goal	1	16.67 %
on goal	1	14.29 %	missed	4	36.36 %	missed	2	33.33 %
blocked	5	71.43 %	blocked	5	45.45 %	blocked	3	50.00 %
Shots	7	3.30 %	Shots	11	5.19 %	Shots	6	2.83 %
Scores	0	0.00 %	Scores	1	3.03 %	Scores	0	0.00 %

Total on Goal	0	Total on Goal	35	Total on Goal	1
Total Shots	3	Total Shots	45	Total Shots	5
Total Scores	0	Total Scores	14	Total Scores	0
Precision	0.00 %	Precision	77.78 %	Precision	20.00 %
Efficiency	NaN	Efficiency	40.00 %	Efficiency	0.00 %
Total on Goal	23	Total on Goal	22	Total on Goal	9
Total Shots	44	Total Shots	64	Total Shots	27
Total Scores	7	Total Scores	11	Total Scores	0
Precision	52.27 %	Precision	34.38 %	Precision	33.33 %
Efficiency	30.43 %	Efficiency	50.00 %	Efficiency	0.00 %
Total on Goal	1	Total on Goal	2	Total on Goal	1
Total Shots	7	Total Shots	11	Total Shots	6
Total Scores	0	Total Scores	1	Total Scores	0
Precision	14.29 %	Precision	18.18 %	Precision	16.67 %
Efficiency	0.00 %	Efficiency	50.00 %	Efficiency	0.00 %

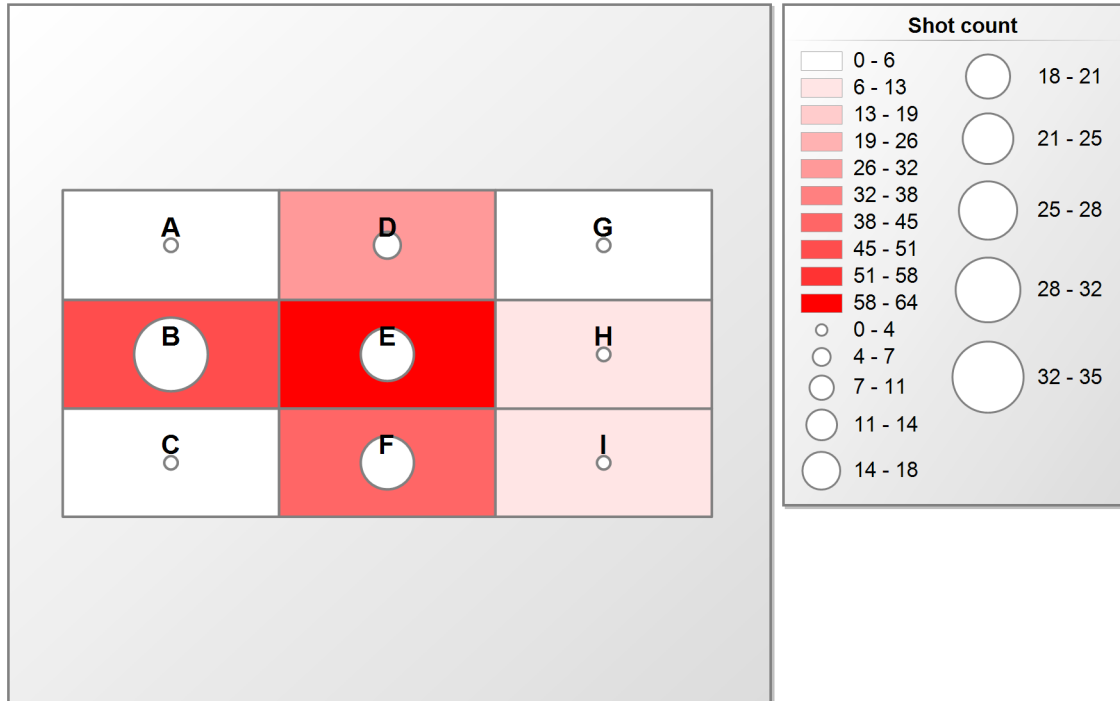
bar	5	2.36 %
missed	43	20.28 %
blocked	70	33.02 %
on goal	94	44.34 %
Shots	212	
Scores	33	

Total on Goal	94
Total Shots	212
Total Scores	33
Precision	44.34 %
Efficiency	35.11 %

Event Statistics



Short distribution and shots on goal



Zone (Fields)	A	B	C	D	E	F	G	H	I	Total
Total	5	45	3	27	64	44	6	11	7	212
on Goal (Circles)	1	35	0	9	22	23	1	2	1	94

Event Statistics

Czech Republic



	Goals achieved	Goals get	penalty minutes
Team overview	17	12	22

Player	Games	Plus/Minus					Shots				Goals			Bullies			Penalties	
	played	+	-	balance	+ in %	- in %	Total	on Goal	% on Goal	Efficiency (%)	scored	Assists	in %	Total	won	in %	Total (min)	in %
7 Delong Adam	3	7	2	5	41.18	16.67	19	7	36.84	14.29	1	4	5.88	1	0	0.00	0	0.00
31 Rýpar Josef	3	5	5	0	29.41	41.67	6	3	50.00	100.00	3	0	17.65	0	0	0.00	2	9.09
13 Havlas Matěj	3	6	2	4	35.29	16.67	12	6	50.00	33.33	2	1	11.76	1	0	0.00	0	0.00
11 Beneš Marek	3	7	3	4	41.18	25.00	17	7	41.18	28.57	2	1	11.76	0	0	0.00	0	0.00
29 Langer Filip	3	7	4	3	41.18	33.33	20	7	35.00	14.29	1	2	5.88	4	1	25.00	0	0.00
18 Besta Jiří	3	4	5	-1	23.53	41.67	5	4	80.00	50.00	2	0	11.76	9	6	66.67	2	9.09
6 Krbec Mikuláš	3	5	5	0	29.41	41.67	7	5	71.43	40.00	2	0	11.76	0	0	0.00	0	0.00
17 Němeček Ondřej	3	7	6	1	41.18	50.00	15	4	26.67	25.00	1	1	5.88	11	6	54.55	4	18.18
28 Jendrišák Matěj	3	3	1	2	17.65	8.33	8	6	75.00	0.00	0	2	0.00	3	2	66.67	2	9.09
5 Kisugite Martin	3	4	4	0	23.53	33.33	4	3	75.00	33.33	1	0	5.88	0	0	0.00	0	0.00
26 Kreysa Jonáš	3	3	2	1	17.65	16.67	9	4	44.44	25.00	1	0	5.88	0	0	0.00	2	9.09
20 Tokoš Martin	3	3	5	-2	17.65	41.67	18	9	50.00	11.11	1	0	5.88	1	0	0.00	2	9.09
12 Forman Filip	3	5	1	4	29.41	8.33	9	2	22.22	0.00	0	1	0.00	9	8	88.89	0	0.00
15 Gruber Jakub	3	2	4	-2	11.76	33.33	3	2	66.67	0.00	0	1	0.00	0	0	0.00	4	18.18
16 Šindler Matyáš	3	3	2	1	17.65	16.67	2	1	50.00	0.00	0	1	0.00	0	0	0.00	0	0.00
4 Punčochář Lukáš	3	5	4	1	29.41	33.33	7	3	42.86	0.00	0	0	0.00	0	0	0.00	0	0.00
9 Hemerka Adam	3	5	4	1	29.41	33.33	7	3	42.86	0.00	0	0	0.00	2	2	100.00	2	9.09
25 Ondrušek Tom	3	0	1	-1	0.00	8.33	2	2	100.00	0.00	0	0	0.00	0	0	0.00	0	0.00
							170	78	45.88	21.79				41	25	60.98	20	

Event Statistics



Czech Republic

bar	0	0.00 %	bar	0	0.00 %	bar	0	0.00 %
missed	0	0.00 %	missed	2	6.06 %	blocked	1	20.00 %
blocked	1	50.00 %	blocked	3	9.09 %	on goal	1	20.00 %
on goal	1	50.00 %	on goal	28	84.85 %	missed	3	60.00 %
Shots	2	1.18 %	Shots	33	19.41 %	Shots	5	2.94 %
Scores	0	0.00 %	Scores	4	23.53 %	Scores	0	0.00 %

bar	1	3.33 %	bar	1	1.67 %	bar	0	0.00 %
blocked	8	26.67 %	missed	13	21.67 %	blocked	5	20.00 %
missed	10	33.33 %	blocked	19	31.67 %	on goal	8	32.00 %
on goal	11	36.67 %	on goal	27	45.00 %	missed	12	48.00 %
Shots	30	17.65 %	Shots	60	35.29 %	Shots	25	14.71 %
Scores	1	5.88 %	Scores	9	52.94 %	Scores	3	17.65 %

bar	0	0.00 %	bar	0	0.00 %	bar	0	0.00 %
on goal	0	0.00 %	on goal	1	14.29 %	blocked	1	20.00 %
missed	1	33.33 %	missed	2	28.57 %	on goal	1	20.00 %
blocked	2	66.67 %	blocked	4	57.14 %	missed	3	60.00 %
Shots	3	1.76 %	Shots	7	4.12 %	Shots	5	2.94 %
Scores	0	0.00 %	Scores	0	0.00 %	Scores	0	0.00 %

bar	2	1.18 %
blocked	44	25.88 %
missed	46	27.06 %
on goal	78	45.88 %
Shots	170	
Scores	17	

Total on Goal	1	Total on Goal	28	Total on Goal	1
Total Shots	2	Total Shots	33	Total Shots	5
Total Scores	0	Total Scores	4	Total Scores	0
Precision	50.00 %	Precision	84.85 %	Precision	20.00 %
Efficency	0.00 %	Efficency	14.29 %	Efficency	0.00 %

Total on Goal	11	Total on Goal	27	Total on Goal	8
Total Shots	30	Total Shots	60	Total Shots	25
Total Scores	1	Total Scores	9	Total Scores	3
Precision	36.67 %	Precision	45.00 %	Precision	32.00 %
Efficency	9.09 %	Efficency	33.33 %	Efficency	37.50 %

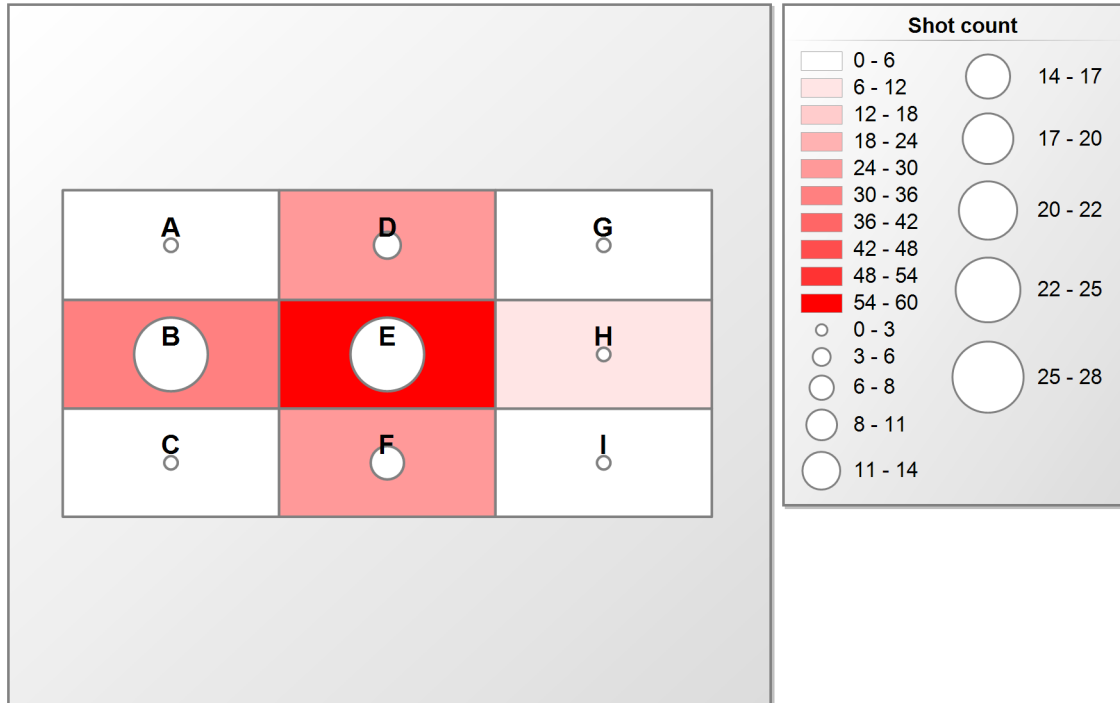
Total on Goal	0	Total on Goal	1	Total on Goal	1
Total Shots	3	Total Shots	7	Total Shots	5
Total Scores	0	Total Scores	0	Total Scores	0
Precision	0.00 %	Precision	14.29 %	Precision	20.00 %
Efficency	NaN	Efficency	0.00 %	Efficency	0.00 %

Total on Goal	78
Total Shots	170
Total Scores	17
Precision	45.88 %
Efficency	21.79 %

Event Statistics



Short distribution and shots on goal



Zone (Fields)	A	B	C	D	E	F	G	H	I	Total
Total	5	33	2	25	60	30	5	7	3	170
on Goal (Circles)	1	28	1	8	27	11	1	1	0	78

Event Statistics

Canada



	Goals achieved	Goals get	penalty minutes
Team overview	25	42	24

Player	Games played	Plus/Minus					Shots				Goals			Bullies			Penalties	
		+	-	balance	+ in %	- in %	Total	on Goal	% on Goal	Efficiency (%)	scored	Assists	in %	Total	won	in %	Total (min)	in %
91 Viitakoski Valtteri	4	14	14	0	56.00	33.33	48	27	56.25	25.93	7	1	28.00	27	17	62.96	0	0.00
55 Walsh Tristan	4	9	19	-10	36.00	45.24	20	6	30.00	50.00	3	3	12.00	19	13	68.42	2	8.33
77 Berg Lauri	4	13	15	-2	52.00	35.71	33	12	36.36	16.67	2	3	8.00	10	8	80.00	2	8.33
9 Buck Cameron	4	7	13	-6	28.00	30.95	15	9	60.00	44.44	4	0	16.00	2	1	50.00	2	8.33
7 Grenapin Cedric	4	7	6	1	28.00	14.29	9	5	55.56	40.00	2	2	8.00	20	6	30.00	2	8.33
82 Kuysten Jonathan	4	11	16	-5	44.00	38.10	25	7	28.00	28.57	2	2	8.00	0	0	0.00	8	33.33
88 Barber Brandon	4	12	8	4	48.00	19.05	18	9	50.00	33.33	3	0	12.00	0	0	0.00	0	0.00
15 Walsh Taylor	4	10	15	-5	40.00	35.71	7	1	14.29	0.00	0	3	0.00	0	0	0.00	0	0.00
61 Smith Matthew	4	9	10	-1	36.00	23.81	10	5	50.00	0.00	0	3	0.00	2	0	0.00	4	16.67
20 Friedli Steven	4	4	13	-9	16.00	30.95	15	10	66.67	10.00	1	1	4.00	1	0	0.00	0	0.00
13 Mahoney Patrick	4	1	6	-5	4.00	14.29	7	3	42.86	33.33	1	0	4.00	0	0	0.00	0	0.00
10 Laquerre Justin	4	3	14	-11	12.00	33.33	4	1	25.00	0.00	0	1	0.00	1	1	100.00	0	0.00
67 Lumiala Eetu	4	9	8	1	36.00	19.05	15	3	20.00	0.00	0	1	0.00	0	0	0.00	2	8.33
86 Hudson Michael	4	2	9	-7	8.00	21.43	1	1	100.00	0.00	0	1	0.00	0	0	0.00	0	0.00
8 Daly James	4	0	5	-5	0.00	11.90	2	1	50.00	0.00	0	0	0.00	0	0	0.00	0	0.00
12 Bowden Stuart	4	1	8	-7	4.00	19.05	1	0	0.00	0.00	0	0	0.00	0	0	0.00	0	0.00
50 Jette Alex	4	2	12	-10	8.00	28.57	0	0	0.00	0.00	0	0	0.00	0	0	0.00	0	0.00
51 Lavergne Francis	4	8	14	-6	32.00	33.33	5	3	60.00	0.00	0	0	0.00	0	0	0.00	2	8.33
							235	103	43.83	24.27				82	46	56.10	24	

Event Statistics



Canada

bar	1	14.29 %	blocked	1	2.08 %	bar	1	11.11 %
blocked	1	14.29 %	bar	3	6.25 %	blocked	1	11.11 %
missed	2	28.57 %	missed	11	22.92 %	missed	2	22.22 %
on goal	3	42.86 %	on goal	33	68.75 %	on goal	5	55.56 %
Shots	7	2.98 %	Shots	48	20.43 %	Shots	9	3.83 %
Scores	0	0.00 %	Scores	10	40.00 %	Scores	0	0.00 %

bar	2	5.88 %	bar	2	2.74 %	bar	0	0.00 %
missed	8	23.53 %	blocked	18	24.66 %	missed	6	19.35 %
on goal	10	29.41 %	missed	22	30.14 %	blocked	9	29.03 %
blocked	14	41.18 %	on goal	31	42.47 %	on goal	16	51.61 %
Shots	34	14.47 %	Shots	73	31.06 %	Shots	31	13.19 %
Scores	3	12.00 %	Scores	6	24.00 %	Scores	5	20.00 %

bar	0	0.00 %	bar	1	3.85 %	bar	0	0.00 %
on goal	0	0.00 %	on goal	5	19.23 %	on goal	0	0.00 %
missed	1	25.00 %	missed	6	23.08 %	blocked	1	33.33 %
blocked	3	75.00 %	blocked	14	53.85 %	missed	2	66.67 %
Shots	4	1.70 %	Shots	26	11.06 %	Shots	3	1.28 %
Scores	0	0.00 %	Scores	1	4.00 %	Scores	0	0.00 %

bar	10	4.26 %
missed	60	25.53 %
blocked	62	26.38 %
on goal	103	43.83 %
Shots	235	
Scores	25	

Total on Goal	3	Total on Goal	33	Total on Goal	5
Total Shots	7	Total Shots	48	Total Shots	9
Total Scores	0	Total Scores	10	Total Scores	0
Precision	42.86 %	Precision	68.75 %	Precision	55.56 %
Efficency	0.00 %	Efficency	30.30 %	Efficency	0.00 %

Total on Goal	10	Total on Goal	31	Total on Goal	16
Total Shots	34	Total Shots	73	Total Shots	31
Total Scores	3	Total Scores	6	Total Scores	5
Precision	29.41 %	Precision	42.47 %	Precision	51.61 %
Efficency	30.00 %	Efficency	19.35 %	Efficency	31.25 %

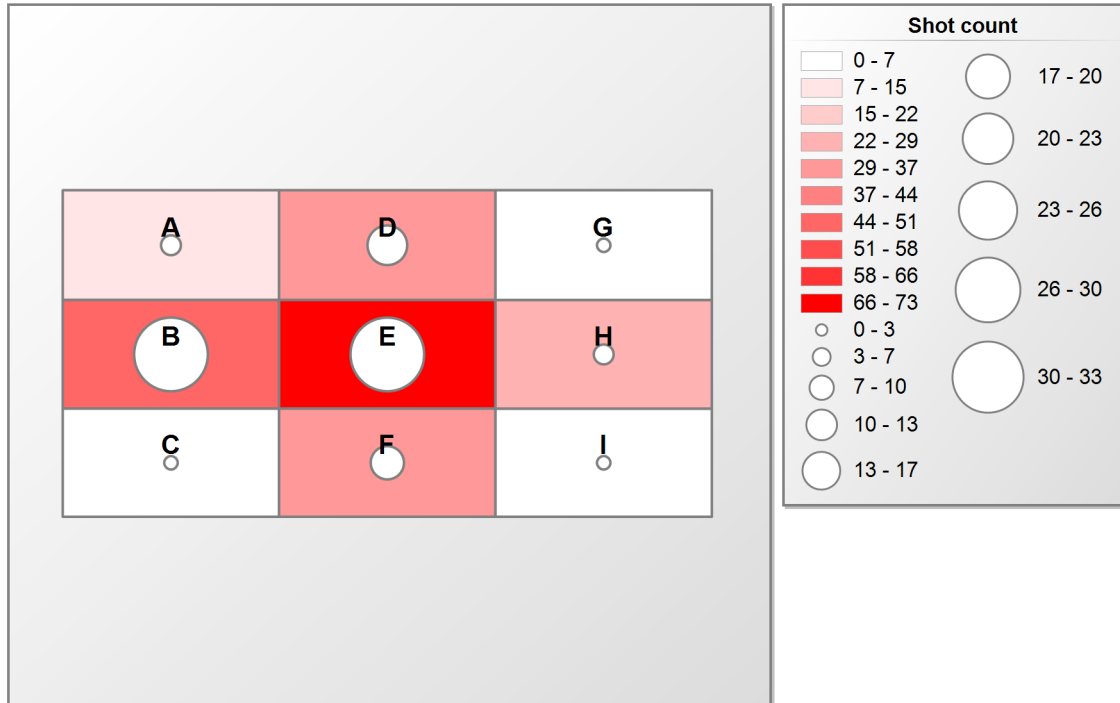
Total on Goal	0	Total on Goal	5	Total on Goal	0
Total Shots	4	Total Shots	26	Total Shots	3
Total Scores	0	Total Scores	1	Total Scores	0
Precision	0.00 %	Precision	19.23 %	Precision	0.00 %
Efficency	NaN	Efficency	20.00 %	Efficency	NaN

Total on Goal	103
Total Shots	235
Total Scores	25
Precision	43.83 %
Efficency	24.27 %

Event Statistics



Short distribution and shots on goal



Zone (Fields)	A	B	C	D	E	F	G	H	I	Total
Total	9	48	7	31	73	34	3	26	4	235
on Goal (Circles)	5	33	3	16	31	10	0	5	0	103

Event Statistics

Latvia



	Goals achieved	Goals get	penalty minutes
Team overview	14	25	6

Player	Games	Plus/Minus					Shots				Goals			Bullies			Penalties	
	played	+	-	balance	+ in %	- in %	Total	on Goal	% on Goal	Efficiency (%)	scored	Assists	in %	Total	won	in %	Total (min)	in %
7 Ragovskis Janis	4	6	7	-1	42.86	28.00	22	7	31.82	42.86	3	2	21.43	0	0	0.00	0	0.00
21 Raitums Artis	4	8	12	-4	57.14	48.00	15	5	33.33	20.00	1	3	7.14	22	9	40.91	0	0.00
23 Rajeckis Andris	4	4	6	-2	28.57	24.00	5	3	60.00	66.67	2	1	14.29	11	6	54.55	0	0.00
4 Krumins Morics	4	6	12	-6	42.86	48.00	20	6	30.00	33.33	2	1	14.29	0	0	0.00	0	0.00
16 Jansons Klavs	4	5	8	-3	35.71	32.00	35	9	25.71	22.22	2	1	14.29	3	2	66.67	0	0.00
88 Kovalevskis Rolands	4	6	10	-4	42.86	40.00	27	11	40.74	18.18	2	1	14.29	0	0	0.00	0	0.00
22 Trekse Peteris	4	6	10	-4	42.86	40.00	19	5	26.32	20.00	1	2	7.14	3	1	33.33	0	0.00
41 Jursevskis Arturs	4	6	10	-4	42.86	40.00	9	5	55.56	20.00	1	0	7.14	0	0	0.00	0	0.00
19 Akmenlauks Toms	4	4	7	-3	28.57	28.00	10	3	30.00	0.00	0	1	0.00	4	1	25.00	2	33.33
27 Purins Edgars	4	5	6	-1	35.71	24.00	13	2	15.38	0.00	0	1	0.00	3	1	33.33	2	33.33
2 Orste Ralfs	4	1	5	-4	7.14	20.00	2	2	100.00	0.00	0	0	0.00	1	0	0.00	0	0.00
5 Tutans Oskars	4	1	5	-4	7.14	20.00	0	0	0.00	0.00	0	0	0.00	1	1	100.00	0	0.00
12 Savins Armands	4	4	8	-4	28.57	32.00	5	3	60.00	0.00	0	0	0.00	0	0	0.00	2	33.33
20 Griezitis Gustavs	4	0	2	-2	0.00	8.00	0	0	0.00	0.00	0	0	0.00	0	0	0.00	0	0.00
33 Anis Daniels Janis	4	1	5	-4	7.14	20.00	7	3	42.86	0.00	0	0	0.00	0	0	0.00	0	0.00
58 Keišs Jēkabs	4	1	4	-3	7.14	16.00	1	0	0.00	0.00	0	0	0.00	1	0	0.00	0	0.00
61 Smits Kevins	4	2	5	-3	14.29	20.00	14	5	35.71	0.00	0	0	0.00	3	1	33.33	0	0.00
62 Kalnietis Valters	4	1	1	0	7.14	4.00	1	1	100.00	0.00	0	0	0.00	1	0	0.00	0	0.00
							205	70	34.15	20.00				53	22	41.51	6	

Event Statistics



Latvia

bar	0	0.00 %	bar	0	0.00 %	bar	0	0.00 %
blocked	1	20.00 %	blocked	3	13.04 %	blocked	0	0.00 %
missed	1	20.00 %	missed	6	26.09 %	missed	1	33.33 %
on goal	3	60.00 %	on goal	14	60.87 %	on goal	2	66.67 %
Shots	5	2.44 %	Shots	23	11.22 %	Shots	3	1.46 %
Scores	0	0.00 %	Scores	2	14.29 %	Scores	1	7.14 %

bar	2	6.45 %	bar	0	0.00 %	bar	1	2.08 %
blocked	8	25.81 %	missed	15	29.41 %	missed	12	25.00 %
on goal	10	32.26 %	blocked	17	33.33 %	on goal	15	31.25 %
missed	11	35.48 %	on goal	19	37.25 %	blocked	20	41.67 %
Shots	31	15.12 %	Shots	51	24.88 %	Shots	48	23.41 %
Scores	1	7.14 %	Scores	7	50.00 %	Scores	2	14.29 %

bar	2	13.33 %	bar	0	0.00 %	bar	0	0.00 %
on goal	3	20.00 %	on goal	3	16.67 %	on goal	1	9.09 %
missed	4	26.67 %	missed	5	27.78 %	missed	4	36.36 %
blocked	6	40.00 %	blocked	10	55.56 %	blocked	6	54.55 %
Shots	15	7.32 %	Shots	18	8.78 %	Shots	11	5.37 %
Scores	1	7.14 %	Scores	0	0.00 %	Scores	0	0.00 %

bar	5	2.44 %
missed	59	28.78 %
on goal	70	34.15 %
blocked	71	34.63 %
Shots	205	
Scores	14	

Total on Goal	3	Total on Goal	14	Total on Goal	2
Total Shots	5	Total Shots	23	Total Shots	3
Total Scores	0	Total Scores	2	Total Scores	1
Precision	60.00 %	Precision	60.87 %	Precision	66.67 %
Efficiency	0.00 %	Efficiency	14.29 %	Efficiency	50.00 %

Total on Goal	10	Total on Goal	19	Total on Goal	15
Total Shots	31	Total Shots	51	Total Shots	48
Total Scores	1	Total Scores	7	Total Scores	2
Precision	32.26 %	Precision	37.25 %	Precision	31.25 %
Efficiency	10.00 %	Efficiency	36.84 %	Efficiency	13.33 %

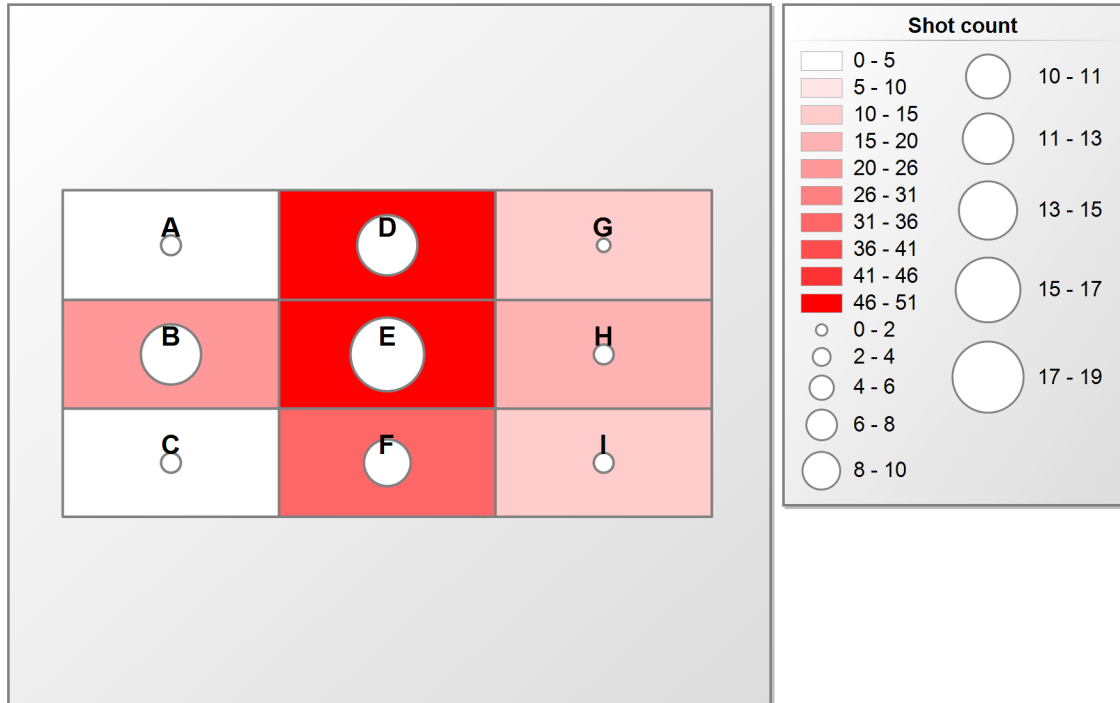
Total on Goal	3	Total on Goal	3	Total on Goal	1
Total Shots	15	Total Shots	18	Total Shots	11
Total Scores	1	Total Scores	0	Total Scores	0
Precision	20.00 %	Precision	16.67 %	Precision	9.09 %
Efficiency	33.33 %	Efficiency	0.00 %	Efficiency	0.00 %

Total on Goal	70
Total Shots	205
Total Scores	14
Precision	34.15 %
Efficiency	20.00 %

Event Statistics



Short distribution and shots on goal



Zone (Fields)	A	B	C	D	E	F	G	H	I	Total
Total	3	23	5	48	51	31	11	18	15	205
on Goal (Circles)	2	14	3	15	19	10	1	3	3	70

Event Statistics

Norway



	Goals achieved	Goals get	penalty minutes
Team overview	19	24	12

Player	Games played	Plus/Minus					Shots				Goals			Bullies			Penalties	
		+	-	balance	+ in %	- in %	Total	on Goal	% on Goal	Efficiency (%)	scored	Assists	in %	Total	won	in %	Total (min)	in %
29 Lindgjerdet Markus	4	11	8	3	57.89	33.33	27	12	44.44	25.00	3	4	15.79	1	0	0.00	0	0.00
12 Pedersen Marius	4	8	7	1	42.11	29.17	24	9	37.50	33.33	3	3	15.79	4	2	50.00	2	16.67
5 Kronberg Ketil	4	11	14	-3	57.89	58.33	24	9	37.50	22.22	2	3	10.53	24	16	66.67	0	0.00
10 Mossin Olesen Ole	4	9	15	-6	47.37	62.50	28	12	42.86	25.00	3	1	15.79	3	0	0.00	0	0.00
24 Hjemgård Patrick	4	5	6	-1	26.32	25.00	15	7	46.67	42.86	3	0	15.79	3	2	66.67	2	16.67
22 Terjesen Joachim	4	3	12	-9	15.79	50.00	12	4	33.33	50.00	2	0	10.53	10	5	50.00	4	33.33
7 Hamrin Marcus	4	6	8	-2	31.58	33.33	12	2	16.67	50.00	1	1	5.26	9	0	0.00	0	0.00
18 Normann Mads	4	5	5	0	26.32	20.83	3	1	33.33	0.00	0	2	0.00	0	0	0.00	0	0.00
19 Grønli Andreas	4	5	10	-5	26.32	41.67	16	2	12.50	0.00	0	2	0.00	0	0	0.00	0	0.00
3 Gidske Daniel	4	11	13	-2	57.89	54.17	6	1	16.67	100.00	1	0	5.26	1	0	0.00	0	0.00
26 Frafjord Fredrik Mohn	4	1	0	1	5.26	0.00	2	1	50.00	100.00	1	0	5.26	1	0	0.00	0	0.00
17 Solheim Tobias	4	1	3	-2	5.26	12.50	0	0	0.00	0.00	0	1	0.00	0	0	0.00	0	0.00
20 Søfting Erlend Vestby	4	5	11	-6	26.32	45.83	5	3	60.00	0.00	0	1	0.00	0	0	0.00	2	16.67
8 Bye Patrick	4	0	2	-2	0.00	8.33	0	0	0.00	0.00	0	0	0.00	1	0	0.00	0	0.00
9 Laasonen Philip	4	5	4	1	26.32	16.67	14	6	42.86	0.00	0	0	0.00	0	0	0.00	0	0.00
16 Fauskanger Sander	4	1	4	-3	5.26	16.67	6	2	33.33	0.00	0	0	0.00	0	0	0.00	0	0.00
21 Jansen Simen	4	1	0	1	5.26	0.00	0	0	0.00	0.00	0	0	0.00	0	0	0.00	0	0.00
25 Kvisvik Martin	4	4	7	-3	21.05	29.17	9	0	0.00	0.00	0	0	0.00	1	1	100.00	2	16.67
							203	71	34.98	26.76				58	26	44.83	12	

Event Statistics



Norway

bar	0	0.00 %	blocked	1	2.63 %	bar	0	0.00 %
blocked	1	14.29 %	bar	4	10.53 %	blocked	0	0.00 %
missed	2	28.57 %	missed	9	23.68 %	missed	0	0.00 %
on goal	4	57.14 %	on goal	24	63.16 %	on goal	0	0.00 %
Shots	7	3.47 %	Shots	38	18.81 %	Shots	0	0.00 %
Scores	1	5.26 %	Scores	11	57.89 %	Scores	0	0.00 %

bar	2	6.90 %	bar	1	1.85 %	bar	0	0.00 %
missed	6	20.69 %	missed	14	25.93 %	on goal	8	21.05 %
blocked	9	31.03 %	on goal	18	33.33 %	blocked	15	39.47 %
on goal	12	41.38 %	blocked	21	38.89 %	missed	15	39.47 %
Shots	29	14.36 %	Shots	54	26.73 %	Shots	38	18.81 %
Scores	2	10.53 %	Scores	1	5.26 %	Scores	4	21.05 %

bar	0	0.00 %	bar	0	0.00 %	bar	0	0.00 %
on goal	0	0.00 %	on goal	3	15.79 %	on goal	1	11.11 %
missed	1	12.50 %	missed	5	26.32 %	missed	2	22.22 %
blocked	7	87.50 %	blocked	11	57.89 %	blocked	6	66.67 %
Shots	8	3.96 %	Shots	19	9.41 %	Shots	9	4.46 %
Scores	0	0.00 %	Scores	0	0.00 %	Scores	0	0.00 %

bar	7	3.47 %
missed	54	26.73 %
on goal	70	34.65 %
blocked	71	35.15 %
Shots	202	
Scores	19	

Total on Goal	4	Total on Goal	24	Total on Goal	0
Total Shots	7	Total Shots	38	Total Shots	0
Total Scores	1	Total Scores	11	Total Scores	0
Precision	57.14 %	Precision	63.16 %	Precision	NaN
Efficiency	25.00 %	Efficiency	45.83 %	Efficiency	NaN

Total on Goal	12	Total on Goal	18	Total on Goal	8
Total Shots	29	Total Shots	54	Total Shots	38
Total Scores	2	Total Scores	1	Total Scores	4
Precision	41.38 %	Precision	33.33 %	Precision	21.05 %
Efficiency	16.67 %	Efficiency	5.56 %	Efficiency	50.00 %

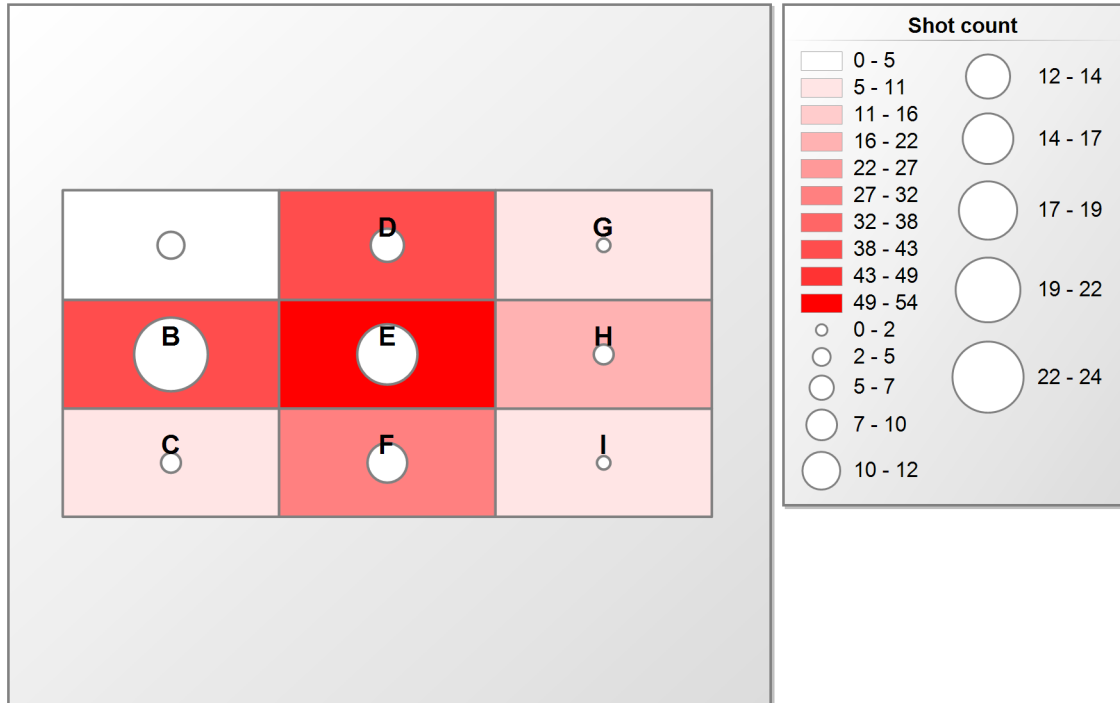
Total on Goal	0	Total on Goal	3	Total on Goal	1
Total Shots	8	Total Shots	19	Total Shots	9
Total Scores	0	Total Scores	0	Total Scores	0
Precision	0.00 %	Precision	15.79 %	Precision	11.11 %
Efficiency	NaN	Efficiency	0.00 %	Efficiency	0.00 %

Total on Goal	70
Total Shots	202
Total Scores	19
Precision	34.65 %
Efficiency	27.14 %

Event Statistics



Short distribution and shots on goal



Zone (Fields)	B	C	D	E	F	G	H	I	Total
Total	38	7	38	54	29	9	19	8	202
on Goal (Circles)	24	4	8	18	12	1	3	0	70

Event Statistics

Germany



	Goals achieved	Goals get	penalty minutes
Team overview	37	34	12

Player	Games	Plus/Minus					Shots				Goals			Bullies			Penalties	
	played	+	-	balance	+ in %	- in %	Total	on Goal	% on Goal	Efficiency (%)	scored	Assists	in %	Total	won	in %	Total (min)	in %
22 Wöcke Michel	4	19	10	9	51.35	29.41	30	18	60.00	61.11	11	1	29.73	27	8	29.63	2	16.67
29 Heins Jakob	4	19	11	8	51.35	32.35	33	21	63.64	23.81	5	6	13.51	0	0	0.00	2	16.67
20 Hoppe Svenson	4	18	11	7	48.65	32.35	9	7	77.78	71.43	5	4	13.51	0	0	0.00	2	16.67
16 Hofferbert Nils	4	13	11	2	35.14	32.35	23	9	39.13	11.11	1	8	2.70	0	0	0.00	2	16.67
17 Nihlén Julian	4	14	10	4	37.84	29.41	21	12	57.14	41.67	5	1	13.51	0	0	0.00	0	0.00
10 Bröker Janos	4	19	13	6	51.35	38.24	14	4	28.57	25.00	1	5	2.70	15	2	13.33	0	0.00
11 Bröker Niklas	4	15	7	8	40.54	20.59	13	8	61.54	37.50	3	1	8.11	0	0	0.00	0	0.00
32 von Pritzbuher Tino	4	12	3	9	32.43	8.82	3	1	33.33	100.00	1	1	2.70	17	10	58.82	0	0.00
7 Weißkirchen Florian	4	3	5	-2	8.11	14.71	5	2	40.00	50.00	1	1	2.70	7	2	28.57	0	0.00
44 Siede Matthias	4	18	11	7	48.65	32.35	5	3	60.00	33.33	1	1	2.70	0	0	0.00	0	0.00
23 Bothe Mark-Oliver	4	3	4	-1	8.11	11.76	6	4	66.67	25.00	1	1	2.70	0	0	0.00	0	0.00
15 Böttcher Tim	4	3	9	-6	8.11	26.47	1	1	100.00	100.00	1	0	2.70	0	0	0.00	0	0.00
97 Schuschwary Erik	4	4	11	-7	10.81	32.35	5	2	40.00	50.00	1	0	2.70	2	1	50.00	0	0.00
19 Herlt Sascha	4	4	12	-8	10.81	35.29	1	0	0.00	0.00	0	1	0.00	13	5	38.46	0	0.00
21 Kühl Flemming	4	3	10	-7	8.11	29.41	3	2	66.67	0.00	0	1	0.00	0	0	0.00	0	0.00
14 Jordan Vincent	4	1	7	-6	2.70	20.59	1	1	100.00	0.00	0	0	0.00	0	0	0.00	0	0.00
45 Rutz Niklas	4	10	10	0	27.03	29.41	5	3	60.00	0.00	0	0	0.00	0	0	0.00	2	16.67
65 Weigelt Phillip	4	4	11	-7	10.81	32.35	1	0	0.00	0.00	0	0	0.00	0	0	0.00	2	16.67
							179	98	54.75	37.76				81	28	34.57	12	

Event Statistics



Germany

bar	0	0.00 %	bar	1	2.56 %	bar	0	0.00 %
missed	0	0.00 %	blocked	2	5.13 %	blocked	1	25.00 %
blocked	1	50.00 %	missed	6	15.38 %	on goal	1	25.00 %
on goal	1	50.00 %	on goal	30	76.92 %	missed	2	50.00 %
Shots	2	1.10 %	Shots	39	21.43 %	Shots	4	2.20 %
Scores	0	0.00 %	Scores	12	32.43 %	Scores	0	0.00 %

bar	0	0.00 %	bar	0	0.00 %	bar	0	0.00 %
missed	9	23.68 %	missed	9	21.43 %	missed	6	16.67 %
blocked	10	26.32 %	blocked	13	30.95 %	blocked	11	30.56 %
on goal	19	50.00 %	on goal	20	47.62 %	on goal	19	52.78 %
Shots	38	20.88 %	Shots	42	23.08 %	Shots	36	19.78 %
Scores	4	10.81 %	Scores	7	18.92 %	Scores	10	27.03 %

bar	0	0.00 %	bar	0	0.00 %	bar	0	0.00 %
blocked	1	14.29 %	missed	1	11.11 %	blocked	1	20.00 %
on goal	2	28.57 %	blocked	2	22.22 %	missed	2	40.00 %
missed	4	57.14 %	on goal	6	66.67 %	on goal	2	40.00 %
Shots	7	3.85 %	Shots	9	4.95 %	Shots	5	2.75 %
Scores	1	2.70 %	Scores	2	5.41 %	Scores	1	2.70 %

bar	1	0.55 %
missed	39	21.43 %
blocked	42	23.08 %
on goal	100	54.95 %
Shots	182	
Scores	37	

Total on Goal	1	Total on Goal	30	Total on Goal	1
Total Shots	2	Total Shots	39	Total Shots	4
Total Scores	0	Total Scores	12	Total Scores	0
Precision	50.00 %	Precision	76.92 %	Precision	25.00 %
Efficiency	0.00 %	Efficiency	40.00 %	Efficiency	0.00 %

Total on Goal	19	Total on Goal	20	Total on Goal	19
Total Shots	38	Total Shots	42	Total Shots	36
Total Scores	4	Total Scores	7	Total Scores	10
Precision	50.00 %	Precision	47.62 %	Precision	52.78 %
Efficiency	21.05 %	Efficiency	35.00 %	Efficiency	52.63 %

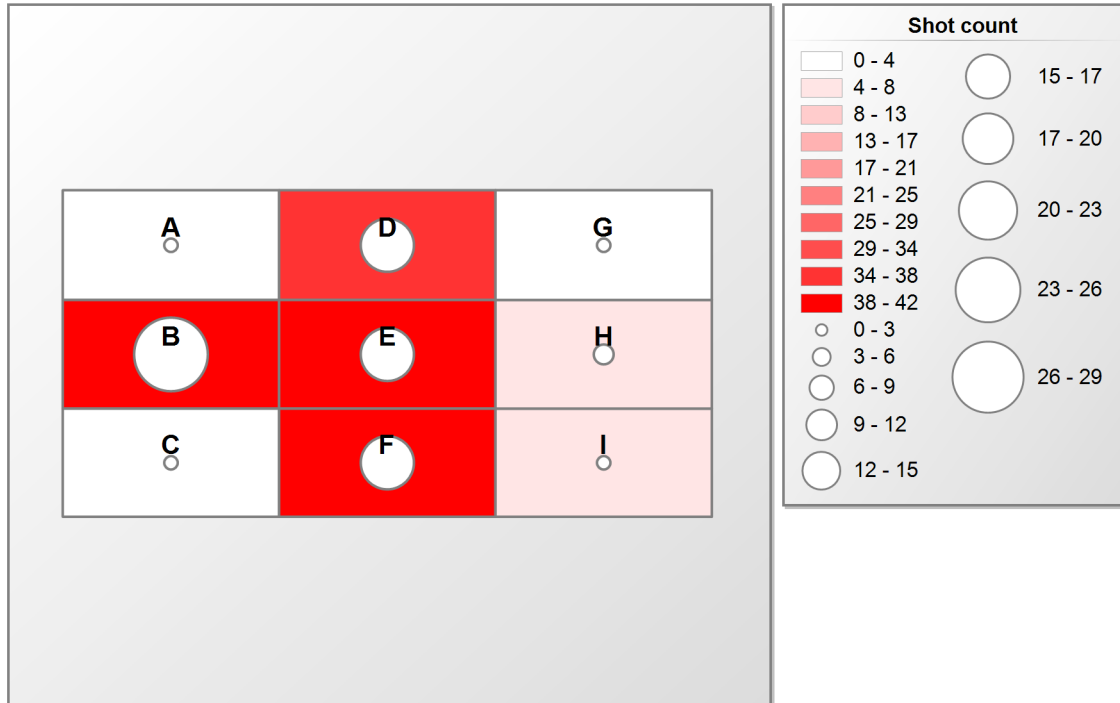
Total on Goal	2	Total on Goal	6	Total on Goal	2
Total Shots	7	Total Shots	9	Total Shots	5
Total Scores	1	Total Scores	2	Total Scores	1
Precision	28.57 %	Precision	66.67 %	Precision	40.00 %
Efficiency	50.00 %	Efficiency	33.33 %	Efficiency	50.00 %

Total on Goal	100
Total Shots	182
Total Scores	37
Precision	54.95 %
Efficiency	37.00 %

Event Statistics



Short distribution and shots on goal



Zone (Fields)	A	B	C	D	E	F	G	H	I	Total
Total	4	38	2	36	42	38	4	8	7	179
on Goal (Circles)	1	29	1	19	20	19	2	5	2	98

Event Statistics

Slovakia



	Goals achieved	Goals get	penalty minutes
Team overview	20	24	14

Player	Games	Plus/Minus					Shots				Goals			Bullies			Penalties	
	played	+	-	balance	+ in %	- in %	Total	on Goal	% on Goal	Efficiency (%)	scored	Assists	in %	Total	won	in %	Total (min)	in %
4 Dudovic Michal	4	15	10	5	75.00	41.67	25	13	52.00	46.15	6	5	30.00	3	0	0.00	2	14.29
79 Gašparík Ronald	4	15	10	5	75.00	41.67	18	6	33.33	50.00	3	5	15.00	13	4	30.77	2	14.29
33 Gál Ladislav	4	10	8	2	50.00	33.33	14	6	42.86	33.33	2	3	10.00	0	0	0.00	0	0.00
27 Pažák Michal	4	10	11	-1	50.00	45.83	6	4	66.67	25.00	1	4	5.00	2	0	0.00	0	0.00
24 Ujhelyi Lukáš	4	9	8	1	45.00	33.33	18	7	38.89	42.86	3	1	15.00	2	0	0.00	0	0.00
18 Nehila Peter	4	5	7	-2	25.00	29.17	14	2	14.29	50.00	1	1	5.00	0	0	0.00	2	14.29
47 Hatala Šimon	4	10	8	2	50.00	33.33	5	1	20.00	100.00	1	0	5.00	0	0	0.00	2	14.29
71 Kozák Kristián	4	3	8	-5	15.00	33.33	3	1	33.33	100.00	1	0	5.00	2	1	50.00	2	14.29
38 Gajdoš Matúš	2	4	2	2	20.00	8.33	9	4	44.44	25.00	1	0	5.00	12	6	50.00	0	0.00
93 Kvasnica Tomáš	4	1	7	-6	5.00	29.17	21	8	38.10	12.50	1	0	5.00	1	1	100.00	2	14.29
10 Kelemen Samuel	4	1	2	-1	5.00	8.33	1	0	0.00	0.00	0	1	0.00	0	0	0.00	0	0.00
7 Virga Samuel	4	0	7	-7	0.00	29.17	5	2	40.00	0.00	0	0	0.00	12	4	33.33	0	0.00
8 Kubovič Martin	4	0	5	-5	0.00	20.83	3	1	33.33	0.00	0	0	0.00	2	2	100.00	0	0.00
29 Bačinský Vladimír	4	0	4	-4	0.00	16.67	4	1	25.00	0.00	0	0	0.00	0	0	0.00	0	0.00
61 Košarištan Jakub	4	0	3	-3	0.00	12.50	4	2	50.00	0.00	0	0	0.00	0	0	0.00	0	0.00
66 Cvacho Richard	4	1	4	-3	5.00	16.67	3	0	0.00	0.00	0	0	0.00	6	1	16.67	2	14.29
77 Miške Michal	4	10	6	4	50.00	25.00	11	2	18.18	0.00	0	0	0.00	1	0	0.00	0	0.00
89 Mirt Ladislav	4	6	11	-5	30.00	45.83	4	0	0.00	0.00	0	0	0.00	3	0	0.00	0	0.00
							168	60	35.71	33.33				59	19	32.20	14	

Event Statistics



Slovakia

bar	0	0.00 %	bar	1	4.17 %	bar	0	0.00 %
blocked	0	0.00 %	blocked	3	12.50 %	missed	0	0.00 %
missed	0	0.00 %	missed	6	25.00 %	blocked	1	33.33 %
on goal	2	100.00 %	on goal	14	58.33 %	on goal	2	66.67 %
Shots	2	1.19 %	Shots	24	14.29 %	Shots	3	1.79 %
Scores	1	5.00 %	Scores	5	25.00 %	Scores	0	0.00 %

bar	2	7.41 %	bar	1	1.89 %	bar	0	0.00 %
missed	6	22.22 %	blocked	17	32.08 %	missed	9	25.71 %
on goal	8	29.63 %	missed	17	32.08 %	on goal	10	28.57 %
blocked	11	40.74 %	on goal	18	33.96 %	blocked	16	45.71 %
Shots	27	16.07 %	Shots	53	31.55 %	Shots	35	20.83 %
Scores	3	15.00 %	Scores	10	50.00 %	Scores	1	5.00 %

bar	0	0.00 %	bar	0	0.00 %	bar	0	0.00 %
missed	0	0.00 %	missed	1	7.14 %	missed	1	12.50 %
blocked	1	50.00 %	on goal	3	21.43 %	on goal	2	25.00 %
on goal	1	50.00 %	blocked	10	71.43 %	blocked	5	62.50 %
Shots	2	1.19 %	Shots	14	8.33 %	Shots	8	4.76 %
Scores	0	0.00 %	Scores	0	0.00 %	Scores	0	0.00 %

bar	4	2.38 %
missed	40	23.81 %
on goal	60	35.71 %
blocked	64	38.10 %
Shots	168	
Scores	20	

Total on Goal	2	Total on Goal	14	Total on Goal	2
Total Shots	2	Total Shots	24	Total Shots	3
Total Scores	1	Total Scores	5	Total Scores	0
Precision	100.00 %	Precision	58.33 %	Precision	66.67 %
Efficiency	50.00 %	Efficiency	35.71 %	Efficiency	0.00 %

Total on Goal	8	Total on Goal	18	Total on Goal	10
Total Shots	27	Total Shots	53	Total Shots	35
Total Scores	3	Total Scores	10	Total Scores	1
Precision	29.63 %	Precision	33.96 %	Precision	28.57 %
Efficiency	37.50 %	Efficiency	55.56 %	Efficiency	10.00 %

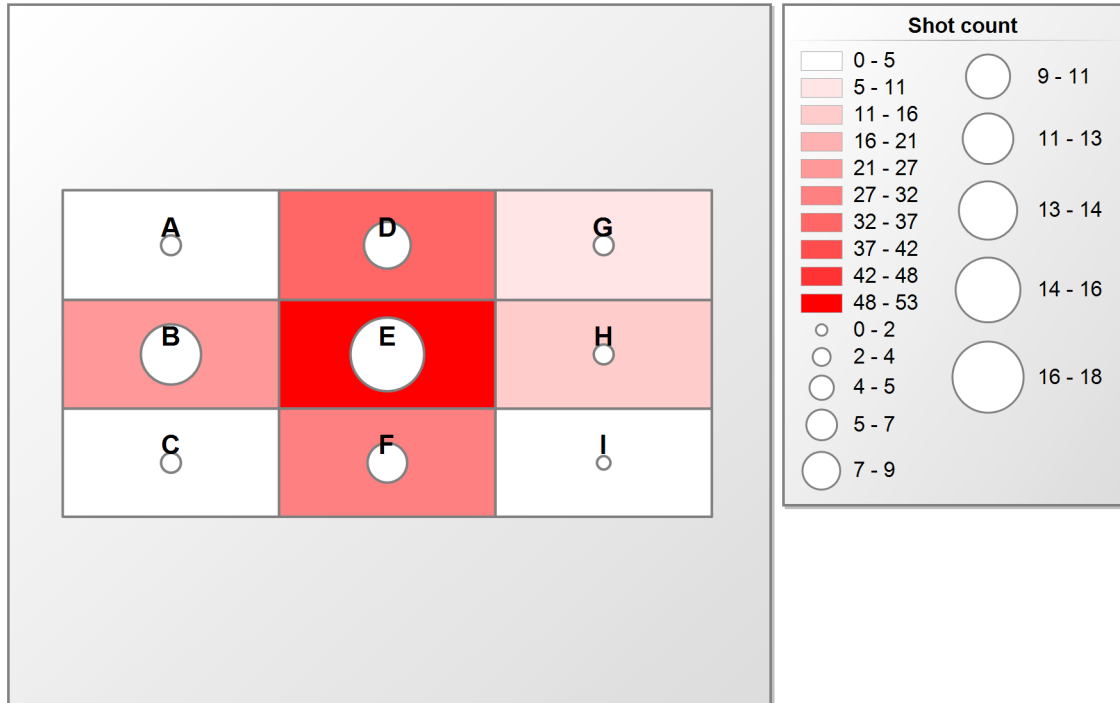
Total on Goal	1	Total on Goal	3	Total on Goal	2
Total Shots	2	Total Shots	14	Total Shots	8
Total Scores	0	Total Scores	0	Total Scores	0
Precision	50.00 %	Precision	21.43 %	Precision	25.00 %
Efficiency	0.00 %	Efficiency	0.00 %	Efficiency	0.00 %

Total on Goal	60
Total Shots	168
Total Scores	20
Precision	35.71 %
Efficiency	33.33 %

Event Statistics



Short distribution and shots on goal



Zone (Fields)	A	B	C	D	E	F	G	H	I	Total
Total	3	24	2	35	53	27	8	14	2	168
on Goal (Circles)	2	14	2	10	18	8	2	3	1	60

Event Statistics

Estonia



	Goals achieved	Goals get	penalty minutes
Team overview	43	18	76

Player	Games	Plus/Minus					Shots				Goals			Bullies			Penalties	
	played	+	-	balance	+ in %	- in %	Total	on Goal	% on Goal	Efficiency (%)	scored	Assists	in %	Total	won	in %	Total (min)	in %
8 Kareliusson Patrik	4	16	5	11	37.21	27.78	35	14	40.00	42.86	6	5	13.95	1	0	0.00	2	2.63
87 Kasenurm Tanel	4	17	8	9	39.53	44.44	43	20	46.51	25.00	5	6	11.63	1	1	100.00	0	0.00
27 Uue Kermo	4	13	5	8	30.23	27.78	28	15	53.57	33.33	5	4	11.63	0	0	0.00	0	0.00
64 Kallion Kaspar	4	14	8	6	32.56	44.44	18	12	66.67	50.00	6	0	13.95	21	14	66.67	0	0.00
14 Dahlberg Alexander	4	16	5	11	37.21	27.78	28	13	46.43	15.38	2	4	4.65	0	0	0.00	52	68.42
7 Pass Roman	4	14	6	8	32.56	33.33	7	3	42.86	33.33	1	4	2.33	4	2	50.00	2	2.63
26 Unga Egert	4	12	5	7	27.91	27.78	10	5	50.00	0.00	0	5	0.00	19	9	47.37	0	0.00
5 Savi Stenver	4	7	3	4	16.28	16.67	11	6	54.55	50.00	3	1	6.98	0	0	0.00	0	0.00
15 Indus Lauri-Robert	4	8	5	3	18.60	27.78	6	2	33.33	100.00	2	2	4.65	0	0	0.00	0	0.00
44 Savi Oliver	4	9	2	7	20.93	11.11	8	5	62.50	40.00	2	2	4.65	11	7	63.64	0	0.00
77 Pähn Ken	4	14	8	6	32.56	44.44	23	10	43.48	20.00	2	2	4.65	1	1	100.00	0	0.00
98 Einamann Mathias	4	12	5	7	27.91	27.78	13	7	53.85	42.86	3	0	6.98	2	1	50.00	0	0.00
21 Markus Patrik	4	7	3	4	16.28	16.67	7	2	28.57	50.00	1	2	2.33	10	3	30.00	0	0.00
18 Randoja Rasmus	4	7	2	5	16.28	11.11	6	4	66.67	50.00	2	0	4.65	0	0	0.00	4	5.26
25 Widercrantz Adam	4	13	6	7	30.23	33.33	9	7	77.78	28.57	2	0	4.65	4	4	100.00	0	0.00
6 Bolander Rasmus	4	16	6	10	37.21	33.33	16	9	56.25	11.11	1	1	2.33	2	0	0.00	6	7.89
88 Unga Gerdo	4	11	6	5	25.58	33.33	4	1	25.00	0.00	0	1	0.00	0	0	0.00	0	0.00
51 Talviste Morten	4	4	1	3	9.30	5.56	2	1	50.00	0.00	0	0	0.00	0	0	0.00	10	13.16
							274	136	49.64	31.62				76	42	55.26	76	

Event Statistics



Estonia

bar	0	0.00 %	bar	0	0.00 %	bar	0	0.00 %
missed	0	0.00 %	blocked	4	6.15 %	blocked	1	10.00 %
blocked	4	50.00 %	missed	22	33.85 %	missed	2	20.00 %
on goal	4	50.00 %	on goal	39	60.00 %	on goal	7	70.00 %
Shots	8	2.92 %	Shots	65	23.72 %	Shots	10	3.65 %
Scores	1	2.33 %	Scores	16	37.21 %	Scores	2	4.65 %

bar	0	0.00 %	bar	1	1.15 %	bar	0	0.00 %
missed	8	23.53 %	missed	14	16.09 %	missed	8	24.24 %
blocked	11	32.35 %	blocked	27	31.03 %	blocked	10	30.30 %
on goal	15	44.12 %	on goal	45	51.72 %	on goal	15	45.45 %
Shots	34	12.41 %	Shots	87	31.75 %	Shots	33	12.04 %
Scores	1	2.33 %	Scores	12	27.91 %	Scores	4	9.30 %

bar	0	0.00 %	bar	2	10.00 %	bar	0	0.00 %
missed	2	20.00 %	missed	4	20.00 %	missed	1	14.29 %
blocked	4	40.00 %	on goal	6	30.00 %	on goal	1	14.29 %
on goal	4	40.00 %	blocked	8	40.00 %	blocked	5	71.43 %
Shots	10	3.65 %	Shots	20	7.30 %	Shots	7	2.55 %
Scores	3	6.98 %	Scores	4	9.30 %	Scores	0	0.00 %

bar	3	1.09 %
missed	61	22.26 %
blocked	74	27.01 %
on goal	136	49.64 %
Shots	274	
Scores	43	

Total on Goal	4	Total on Goal	39	Total on Goal	7
Total Shots	8	Total Shots	65	Total Shots	10
Total Scores	1	Total Scores	16	Total Scores	2
Precision	50.00 %	Precision	60.00 %	Precision	70.00 %
Efficiency	25.00 %	Efficiency	41.03 %	Efficiency	28.57 %

Total on Goal	15	Total on Goal	45	Total on Goal	15
Total Shots	34	Total Shots	87	Total Shots	33
Total Scores	1	Total Scores	12	Total Scores	4
Precision	44.12 %	Precision	51.72 %	Precision	45.45 %
Efficiency	6.67 %	Efficiency	26.67 %	Efficiency	26.67 %

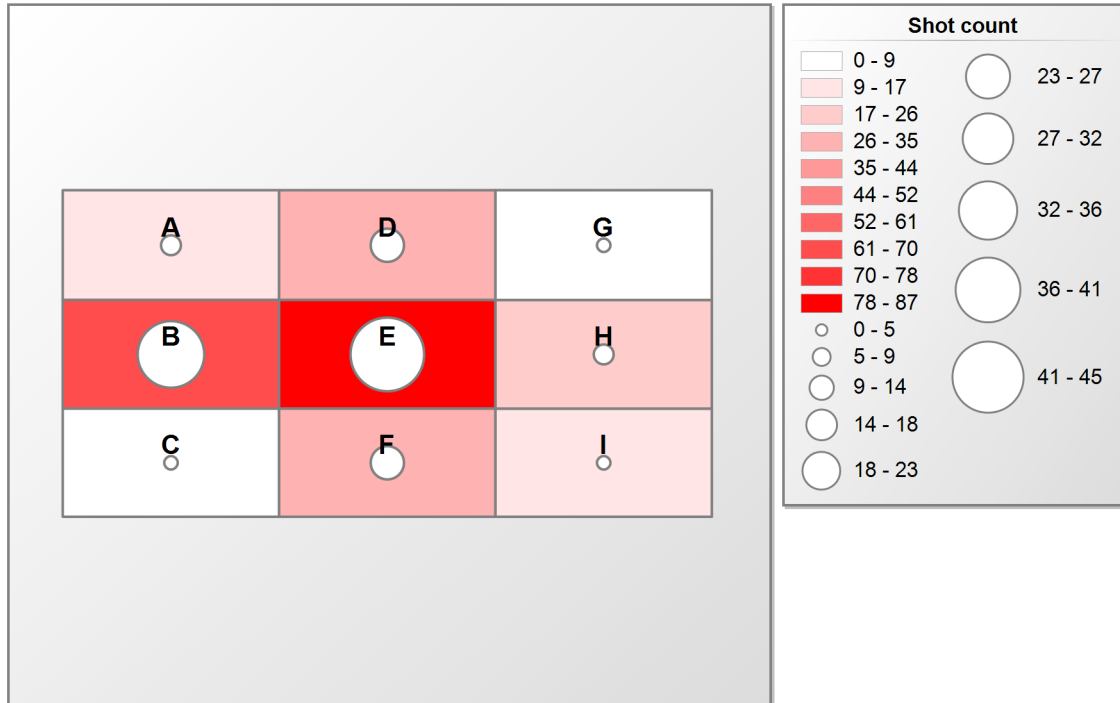
Total on Goal	4	Total on Goal	6	Total on Goal	1
Total Shots	10	Total Shots	20	Total Shots	7
Total Scores	3	Total Scores	4	Total Scores	0
Precision	40.00 %	Precision	30.00 %	Precision	14.29 %
Efficiency	75.00 %	Efficiency	66.67 %	Efficiency	0.00 %

Total on Goal	136
Total Shots	274
Total Scores	43
Precision	49.64 %
Efficiency	31.62 %

Event Statistics



Short distribution and shots on goal



Zone (Fields)	A	B	C	D	E	F	G	H	I	Total
Total	10	65	8	33	87	34	7	20	10	274
on Goal (Circles)	7	39	4	15	45	15	1	6	4	136

Event Statistics


Denmark



	Goals achieved	Goals get	penalty minutes
Team overview	32	15	16

Player	Games	Plus/Minus					Shots				Goals			Bullies			Penalties	
	played	+	-	balance	+ in %	- in %	Total	on Goal	% on Goal	Efficiency (%)	scored	Assists	in %	Total	won	in %	Total (min)	in %
77 Glass Mathias	4	24	12	12	75.00	80.00	49	23	46.94	47.83	11	4	34.38	2	1	50.00	2	12.50
14 Eldholm Lukas	4	22	10	12	68.75	66.67	33	25	75.76	20.00	5	7	15.63	15	8	53.33	0	0.00
36 Sandberg Eddie	4	19	7	12	59.38	46.67	21	13	61.90	30.77	4	6	12.50	0	0	0.00	0	0.00
22 Kajgaard Emil	4	6	4	2	18.75	26.67	21	10	47.62	30.00	3	2	9.38	3	0	0.00	2	12.50
35 Rasmussen Axel	4	24	10	14	75.00	66.67	19	6	31.58	16.67	1	4	3.13	0	0	0.00	2	12.50
26 Henriksen Pontus	4	19	6	13	59.38	40.00	13	9	69.23	33.33	3	1	9.38	0	0	0.00	4	25.00
6 Kajgaard Kasper	4	5	2	3	15.63	13.33	11	5	45.45	20.00	1	2	3.13	24	11	45.83	0	0.00
92 Kobberup Rydahl Frederik	4	6	5	1	18.75	33.33	12	4	33.33	25.00	1	1	3.13	0	0	0.00	2	12.50
18 Dalkvist Jannik	4	8	6	2	25.00	40.00	12	3	25.00	33.33	1	0	3.13	3	2	66.67	0	0.00
7 Hedegaard Daniel	4	1	1	0	3.13	6.67	10	4	40.00	25.00	1	0	3.13	6	6	100.00	2	12.50
10 Mortensen Nyholm Mathias	4	8	4	4	25.00	26.67	18	10	55.56	10.00	1	0	3.13	1	0	0.00	0	0.00
2 Lehnert Simon	4	3	3	0	9.38	20.00	3	1	33.33	0.00	0	1	0.00	3	1	33.33	0	0.00
24 Madsen Zimon	4	4	3	1	12.50	20.00	8	4	50.00	0.00	0	1	0.00	0	0	0.00	2	12.50
3 Kleczewski Andreas	4	1	1	0	3.13	6.67	5	3	60.00	0.00	0	0	0.00	4	0	0.00	0	0.00
4 Holmberg Ford Elias	4	0	1	-1	0.00	6.67	5	0	0.00	0.00	0	0	0.00	0	0	0.00	0	0.00
8 Falkenberg Møller Patrick	4	3	1	2	9.38	6.67	6	2	33.33	0.00	0	0	0.00	0	0	0.00	0	0.00
16 Winther Malthe	4	1	0	1	3.13	0.00	3	1	33.33	0.00	0	0	0.00	0	0	0.00	0	0.00
63 Holmsteen Christian	4	4	3	1	12.50	20.00	8	2	25.00	0.00	0	0	0.00	4	0	0.00	0	0.00
							257	125	48.64	25.60				65	29	44.62	16	

Event Statistics



Denmark

blocked	0	0.00 %	bar	0	0.00 %	bar	0	0.00 %
bar	1	20.00 %	blocked	2	4.76 %	blocked	2	18.18 %
missed	2	40.00 %	missed	7	16.67 %	missed	2	18.18 %
on goal	2	40.00 %	on goal	33	78.57 %	on goal	7	63.64 %
Shots	5	1.94 %	Shots	42	16.28 %	Shots	11	4.26 %
Scores	0	0.00 %	Scores	10	31.25 %	Scores	0	0.00 %

bar	2	4.65 %	bar	1	1.56 %	bar	0	0.00 %
missed	11	25.58 %	missed	13	20.31 %	missed	10	22.73 %
blocked	13	30.23 %	blocked	21	32.81 %	blocked	15	34.09 %
on goal	17	39.53 %	on goal	29	45.31 %	on goal	19	43.18 %
Shots	43	16.67 %	Shots	64	24.81 %	Shots	44	17.05 %
Scores	4	12.50 %	Scores	9	28.13 %	Scores	3	9.38 %

bar	0	0.00 %	bar	0	0.00 %	bar	0	0.00 %
blocked	2	15.38 %	missed	4	15.38 %	blocked	0	0.00 %
missed	5	38.46 %	on goal	9	34.62 %	on goal	3	30.00 %
on goal	6	46.15 %	blocked	13	50.00 %	missed	7	70.00 %
Shots	13	5.04 %	Shots	26	10.08 %	Shots	10	3.88 %
Scores	4	12.50 %	Scores	0	0.00 %	Scores	2	6.25 %

bar	4	1.55 %
missed	61	23.64 %
blocked	68	26.36 %
on goal	125	48.45 %
Shots	258	
Scores	32	

Total on Goal	2	Total on Goal	33	Total on Goal	7
Total Shots	5	Total Shots	42	Total Shots	+ 11
Total Scores	0	Total Scores	10	Total Scores	0
Precision	40.00 %	Precision	78.57 %	Precision	63.64 %
Efficiency	0.00 %	Efficiency	30.30 %	Efficiency	0.00 %

Total on Goal	17	Total on Goal	29	Total on Goal	19
Total Shots	43	Total Shots	64	Total Shots	44
Total Scores	4	Total Scores	9	Total Scores	3
Precision	39.53 %	Precision	45.31 %	Precision	43.18 %
Efficiency	23.53 %	Efficiency	31.03 %	Efficiency	15.79 %

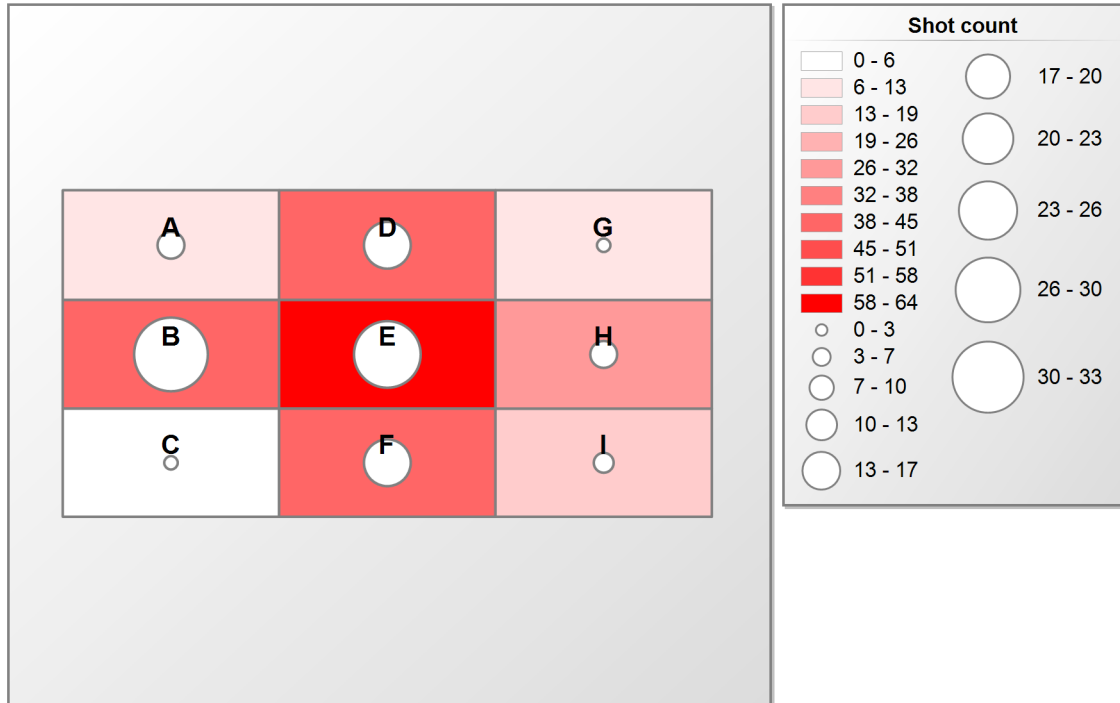
Total on Goal	6	Total on Goal	9	Total on Goal	3
Total Shots	13	Total Shots	26	Total Shots	10
Total Scores	4	Total Scores	0	Total Scores	2
Precision	46.15 %	Precision	34.62 %	Precision	30.00 %
Efficiency	66.67 %	Efficiency	0.00 %	Efficiency	66.67 %

Total on Goal	125
Total Shots	258
Total Scores	32
Precision	48.45 %
Efficiency	25.60 %

Event Statistics



Short distribution and shots on goal



Zone (Fields)	A	B	C	D	E	F	G	H	I	Total
Total	11	42	5	43	64	43	10	26	13	257
on Goal (Circles)	7	33	2	19	29	17	3	9	6	125

Event Statistics

Poland



	Goals achieved	Goals get	penalty minutes
Team overview	17	20	18

Player	Games	Plus/Minus					Shots				Goals			Bullies			Penalties	
	played	+	-	balance	+ in %	- in %	Total	on Goal	% on Goal	Efficiency (%)	scored	Assists	in %	Total	won	in %	Total (min)	in %
21 Dahlstrom Lucas	4	9	4	5	52.94	20.00	32	17	53.13	23.53	4	0	23.53	24	15	62.50	0	0.00
7 Rydzewski Jan	4	5	6	-1	29.41	30.00	7	1	14.29	100.00	1	3	5.88	0	0	0.00	2	11.11
14 Dahlstrom Alexander	4	8	4	4	47.06	20.00	11	5	45.45	20.00	1	3	5.88	3	1	33.33	2	11.11
52 Chlebda Łukasz	3	7	3	4	41.18	15.00	20	12	60.00	16.67	2	1	11.76	6	4	66.67	2	11.11
31 Antoniak Mateusz	4	6	10	-4	35.29	50.00	10	6	60.00	33.33	2	1	11.76	4	2	50.00	0	0.00
66 Skura Kacper	4	5	8	-3	29.41	40.00	27	18	66.67	11.11	2	1	11.76	8	5	62.50	2	11.11
11 Sienko Michał	4	8	4	4	47.06	20.00	19	7	36.84	28.57	2	0	11.76	1	1	100.00	2	11.11
88 Turwoń Mateusz	4	6	13	-7	35.29	65.00	11	4	36.36	0.00	0	2	0.00	0	0	0.00	2	11.11
13 Łyskawa Jakub	4	2	4	-2	11.76	20.00	7	1	14.29	100.00	1	0	5.88	1	0	0.00	2	11.11
27 Szałański Kacper	4	5	8	-3	29.41	40.00	8	3	37.50	33.33	1	0	5.88	0	0	0.00	0	0.00
29 Sadolewski Łukasz	4	5	9	-4	29.41	45.00	7	4	57.14	25.00	1	0	5.88	1	0	0.00	2	11.11
16 Widurski Łukasz	3	3	2	1	17.65	10.00	3	1	33.33	0.00	0	1	0.00	0	0	0.00	0	0.00
25 Sadolewski Mateusz	4	6	5	1	35.29	25.00	9	1	11.11	0.00	0	1	0.00	0	0	0.00	2	11.11
89 Krawczyk Robert	4	4	7	-3	23.53	35.00	5	3	60.00	0.00	0	1	0.00	0	0	0.00	0	0.00
10 Prochazka Jakub	4	0	4	-4	0.00	20.00	2	1	50.00	0.00	0	0	0.00	0	0	0.00	0	0.00
22 Surdyn Daniel	4	0	4	-4	0.00	20.00	10	2	20.00	0.00	0	0	0.00	4	3	75.00	0	0.00
44 Pelczarski Konrad	4	2	5	-3	11.76	25.00	4	0	0.00	0.00	0	0	0.00	2	0	0.00	0	0.00
							192	86	44.79	19.77				54	31	57.41	18	

Event Statistics



Poland

bar	0	0.00 %	bar	0	0.00 %	bar	0	0.00 %
missed	0	0.00 %	blocked	1	3.45 %	missed	0	0.00 %
on goal	0	0.00 %	missed	8	27.59 %	blocked	2	33.33 %
blocked	1	100.00 %	on goal	20	68.97 %	on goal	4	66.67 %
Shots	1	0.52 %	Shots	29	15.10 %	Shots	6	3.13 %
Scores	0	0.00 %	Scores	2	11.76 %	Scores	1	5.88 %

bar	0	0.00 %	bar	0	0.00 %	bar	0	0.00 %
missed	7	15.22 %	missed	10	20.83 %	missed	3	11.54 %
on goal	19	41.30 %	blocked	14	29.17 %	blocked	11	42.31 %
blocked	20	43.48 %	on goal	24	50.00 %	on goal	12	46.15 %
Shots	46	23.96 %	Shots	48	25.00 %	Shots	26	13.54 %
Scores	2	11.76 %	Scores	4	23.53 %	Scores	5	29.41 %

bar	0	0.00 %	bar	0	0.00 %	bar	0	0.00 %
missed	3	30.00 %	on goal	4	20.00 %	on goal	0	0.00 %
on goal	3	30.00 %	missed	7	35.00 %	blocked	1	16.67 %
blocked	4	40.00 %	blocked	9	45.00 %	missed	5	83.33 %
Shots	10	5.21 %	Shots	20	10.42 %	Shots	6	3.13 %
Scores	2	11.76 %	Scores	1	5.88 %	Scores	0	0.00 %

bar	0	0.00 %
missed	43	22.40 %
blocked	63	32.81 %
on goal	86	44.79 %
Shots	192	
Scores	17	

Total on Goal	0	Total on Goal	20	Total on Goal	4
Total Shots	1	Total Shots	29	Total Shots	6
Total Scores	0	Total Scores	2	Total Scores	1
Precision	0.00 %	Precision	68.97 %	Precision	66.67 %
Efficency	NaN	Efficency	10.00 %	Efficency	25.00 %

Total on Goal	19	Total on Goal	24	Total on Goal	12
Total Shots	46	Total Shots	48	Total Shots	26
Total Scores	2	Total Scores	4	Total Scores	5
Precision	41.30 %	Precision	50.00 %	Precision	46.15 %
Efficency	10.53 %	Efficency	16.67 %	Efficency	41.67 %

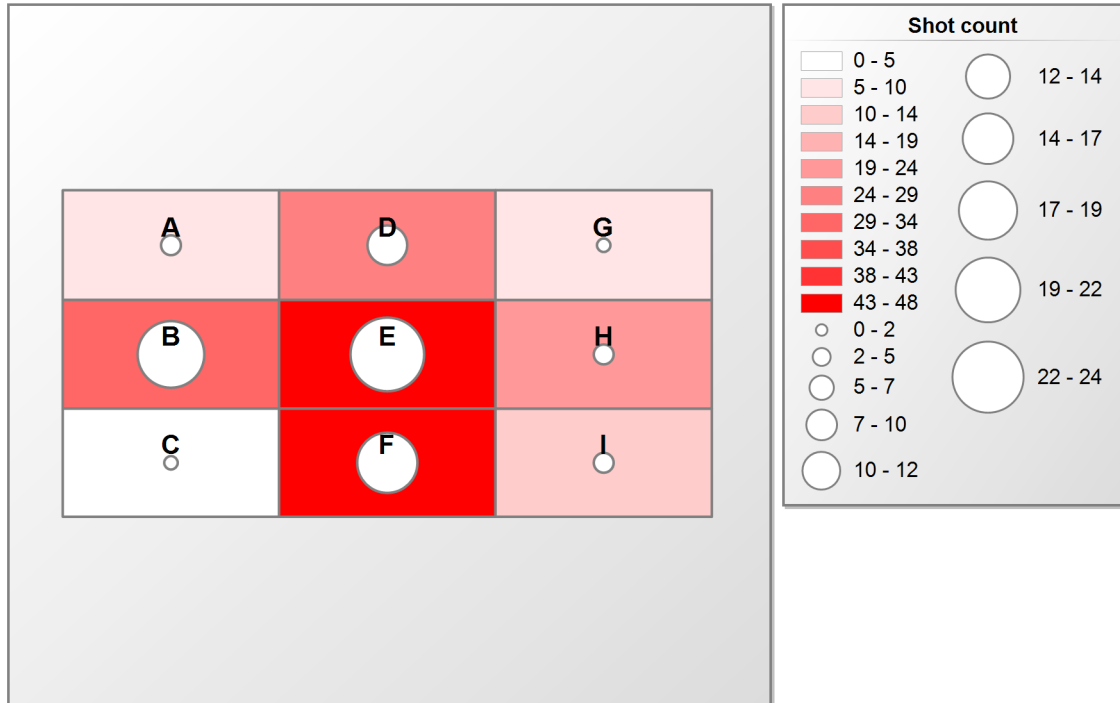
Total on Goal	3	Total on Goal	4	Total on Goal	0
Total Shots	10	Total Shots	20	Total Shots	6
Total Scores	2	Total Scores	1	Total Scores	0
Precision	30.00 %	Precision	20.00 %	Precision	0.00 %
Efficency	66.67 %	Efficency	25.00 %	Efficency	NaN

Total on Goal	86
Total Shots	192
Total Scores	17
Precision	44.79 %
Efficency	19.77 %

Event Statistics



Short distribution and shots on goal



Zone (Fields)	A	B	C	D	E	F	G	H	I	Total
Total	6	29	1	26	48	46	6	20	10	192
on Goal (Circles)	4	20	0	12	24	19	0	4	3	86

Event Statistics

Australia



	Goals achieved	Goals get	penalty minutes
Team overview	11	12	12

Player	Games	Plus/Minus					Shots				Goals			Bullies			Penalties	
	played	+	-	balance	+ in %	- in %	Total	on Goal	% on Goal	Efficiency (%)	scored	Assists	in %	Total	won	in %	Total (min)	in %
45 Doyle Jamie	3	5	4	1	45.45	33.33	9	4	44.44	50.00	2	2	18.18	1	1	100.00	0	0.00
47 Gartner Tomas	3	8	5	3	72.73	41.67	28	12	42.86	16.67	2	2	18.18	5	3	60.00	0	0.00
11 Newland Christian	3	6	3	3	54.55	25.00	5	3	60.00	66.67	2	1	18.18	6	2	33.33	0	0.00
74 Gartner Daniel	3	8	6	2	72.73	50.00	26	12	46.15	16.67	2	0	18.18	12	3	25.00	0	0.00
15 Kosterich Ben	3	5	4	1	45.45	33.33	6	2	33.33	50.00	1	1	9.09	0	0	0.00	0	0.00
8 Ebeling Kade	3	4	2	2	36.36	16.67	5	3	60.00	33.33	1	1	9.09	1	1	100.00	0	0.00
91 Perry Liam	3	8	5	3	72.73	41.67	26	8	30.77	12.50	1	1	9.09	4	4	100.00	0	0.00
36 Noel Jordan	3	4	2	2	36.36	16.67	7	2	28.57	0.00	0	1	0.00	0	0	0.00	2	16.67
3 Noney David	3	0	0	0	0.00	0.00	0	0	0.00	0.00	0	0	0.00	0	0	0.00	0	0.00
9 Salt Jonathan	3	1	0	1	9.09	0.00	1	0	0.00	0.00	0	0	0.00	0	0	0.00	0	0.00
10 Staindl Raymond	3	4	3	1	36.36	25.00	1	0	0.00	0.00	0	0	0.00	0	0	0.00	0	0.00
14 Smith Oscar	3	0	2	-2	0.00	16.67	2	2	100.00	0.00	0	0	0.00	0	0	0.00	0	0.00
17 Hemmi Ben	3	0	3	-3	0.00	25.00	1	0	0.00	0.00	0	0	0.00	0	0	0.00	0	0.00
20 Clairs Samuel	3	1	3	-2	9.09	25.00	0	0	0.00	0.00	0	0	0.00	0	0	0.00	2	16.67
27 Staindl Gavin	3	0	2	-2	0.00	16.67	4	1	25.00	0.00	0	0	0.00	5	2	40.00	2	16.67
29 Knox Lyttle Tobias	3	0	1	-1	0.00	8.33	0	0	0.00	0.00	0	0	0.00	0	0	0.00	0	0.00
35 Keene Jack	3	3	2	1	27.27	16.67	2	1	50.00	0.00	0	0	0.00	0	0	0.00	0	0.00
63 Clutterbuck Dylan	3	3	4	-1	27.27	33.33	11	4	36.36	0.00	0	0	0.00	0	0	0.00	6	50.00
							134	54	40.30	20.37				34	16	47.06	12	

Event Statistics



Australia

bar	0	0.00 %	bar	0	0.00 %	bar	0	0.00 %
blocked	0	0.00 %	blocked	2	11.76 %	missed	0	0.00 %
missed	0	0.00 %	missed	5	29.41 %	blocked	1	25.00 %
on goal	1	100.00 %	on goal	10	58.82 %	on goal	3	75.00 %
Shots	1	0.75 %	Shots	17	12.69 %	Shots	4	2.99 %
Scores	0	0.00 %	Scores	1	9.09 %	Scores	1	9.09 %

bar	1	3.13 %	bar	2	6.90 %	bar	0	0.00 %
missed	8	25.00 %	missed	4	13.79 %	missed	5	17.86 %
on goal	11	34.38 %	on goal	9	31.03 %	blocked	11	39.29 %
blocked	12	37.50 %	blocked	14	48.28 %	on goal	12	42.86 %
Shots	32	23.88 %	Shots	29	21.64 %	Shots	28	20.90 %
Scores	5	45.45 %	Scores	2	18.18 %	Scores	0	0.00 %

bar	0	0.00 %	bar	1	9.09 %	bar	0	0.00 %
missed	1	14.29 %	missed	1	9.09 %	missed	0	0.00 %
on goal	2	28.57 %	on goal	3	27.27 %	blocked	2	40.00 %
blocked	4	57.14 %	blocked	6	54.55 %	on goal	3	60.00 %
Shots	7	5.22 %	Shots	11	8.21 %	Shots	5	3.73 %
Scores	0	0.00 %	Scores	2	18.18 %	Scores	0	0.00 %

bar	4	2.99 %
missed	24	17.91 %
blocked	52	38.81 %
on goal	54	40.30 %
Shots	134	
Scores	11	

Total on Goal	1	Total on Goal	10	Total on Goal	3
Total Shots	1	Total Shots	17	Total Shots	4
Total Scores	0	Total Scores	1	Total Scores	1
Precision	100.00 %	Precision	58.82 %	Precision	75.00 %
Efficiency	0.00 %	Efficiency	10.00 %	Efficiency	33.33 %

Total on Goal	11	Total on Goal	9	Total on Goal	12
Total Shots	32	Total Shots	29	Total Shots	28
Total Scores	5	Total Scores	2	Total Scores	0
Precision	34.38 %	Precision	31.03 %	Precision	42.86 %
Efficiency	45.45 %	Efficiency	22.22 %	Efficiency	0.00 %

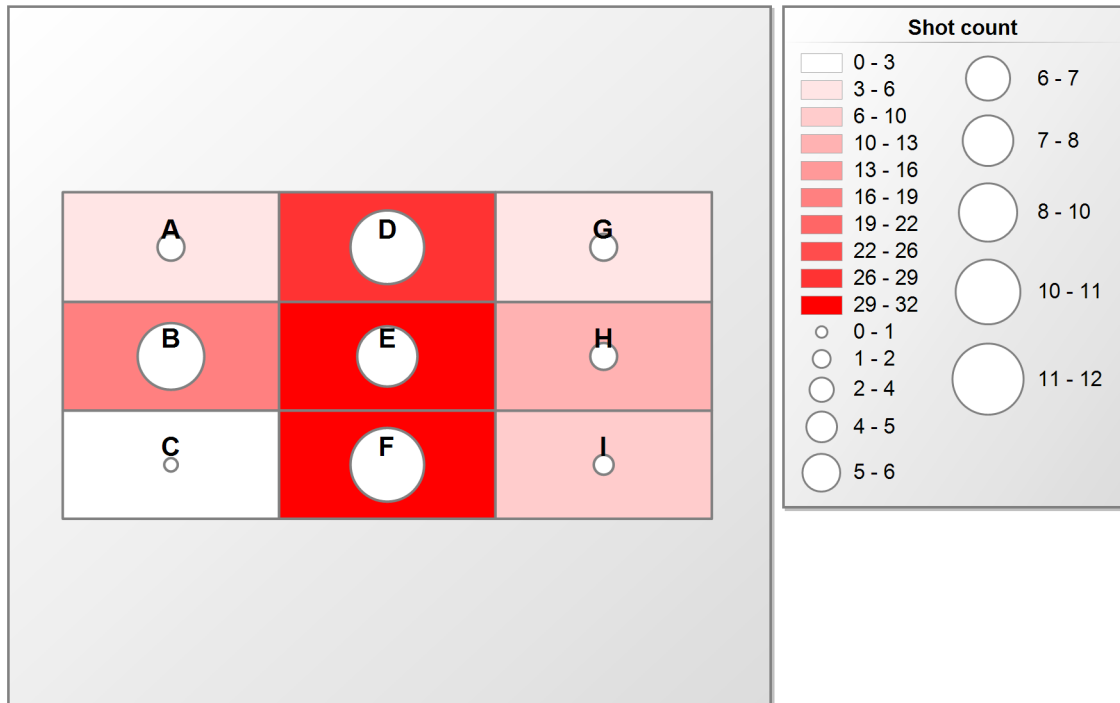
Total on Goal	2	Total on Goal	3	Total on Goal	3
Total Shots	7	Total Shots	11	Total Shots	5
Total Scores	0	Total Scores	2	Total Scores	0
Precision	28.57 %	Precision	27.27 %	Precision	60.00 %
Efficiency	0.00 %	Efficiency	66.67 %	Efficiency	0.00 %

Total on Goal	54
Total Shots	134
Total Scores	11
Precision	40.30 %
Efficiency	20.37 %

Event Statistics



Short distribution and shots on goal



Zone (Fields)	A	B	C	D	E	F	G	H	I	Total
Total	4	17	1	28	29	32	5	11	7	134
on Goal (Circles)	3	10	1	12	9	11	3	3	2	54

Event Statistics

Thailand



	Goals achieved	Goals get	penalty minutes
Team overview	19	32	14

Player	Games	Plus/Minus					Shots				Goals			Bullies			Penalties	
	played	+	-	balance	+ in %	- in %	Total	on Goal	% on Goal	Efficiency (%)	scored	Assists	in %	Total	won	in %	Total (min)	in %
8 Johansson Simon	3	11	8	3	57.89	25.00	23	11	47.83	45.45	5	1	26.32	0	0	0.00	2	14.29
19 Thaidit Pawat	3	12	11	1	63.16	34.38	36	15	41.67	20.00	3	3	15.79	11	8	72.73	0	0.00
17 Sukkasem Santipong	3	10	17	-7	52.63	53.13	25	12	48.00	25.00	3	2	15.79	21	13	61.90	0	0.00
11 Rinefalk Alexander	3	11	11	0	57.89	34.38	14	5	35.71	20.00	1	4	5.26	21	13	61.90	0	0.00
14 Sangmongkhol Surapong	3	8	19	-11	42.11	59.38	16	8	50.00	37.50	3	1	15.79	5	2	40.00	4	28.57
39 Yaemyim Jeerayut	3	5	10	-5	26.32	31.25	9	4	44.44	25.00	1	2	5.26	0	0	0.00	0	0.00
44 Pimpa Veerasak	3	9	10	-1	47.37	31.25	21	5	23.81	40.00	2	0	10.53	0	0	0.00	0	0.00
79 Ratanaprathum Aphichet	3	5	18	-13	26.32	56.25	3	2	66.67	0.00	0	2	0.00	0	0	0.00	0	0.00
67 Kerdsawangwong Liam	2	2	4	-2	10.53	12.50	13	5	38.46	20.00	1	0	5.26	1	0	0.00	4	28.57
7 Dueankhao Natthawut	3	0	2	-2	0.00	6.25	0	0	0.00	0.00	0	0	0.00	0	0	0.00	0	0.00
23 Namsawang Prakasit	3	6	20	-14	31.58	62.50	2	0	0.00	0.00	0	0	0.00	0	0	0.00	0	0.00
28 Onasuk Watcharapon	3	0	6	-6	0.00	18.75	6	1	16.67	0.00	0	0	0.00	1	0	0.00	0	0.00
41 Narkprasert Chusak	3	6	8	-2	31.58	25.00	14	4	28.57	0.00	0	0	0.00	5	3	60.00	2	14.29
71 Hubinette Nils Lukas	3	2	3	-1	10.53	9.38	3	0	0.00	0.00	0	0	0.00	0	0	0.00	0	0.00
88 Singkawehon Thanaphol	3	0	2	-2	0.00	6.25	1	0	0.00	0.00	0	0	0.00	0	0	0.00	0	0.00
89 Promli Anothai	3	0	2	-2	0.00	6.25	0	0	0.00	0.00	0	0	0.00	0	0	0.00	0	0.00
92 Khambanlue Pheeraphong	2	2	2	0	10.53	6.25	6	2	33.33	0.00	0	0	0.00	0	0	0.00	0	0.00
99 Noisai Theerawat	3	1	7	-6	5.26	21.88	1	0	0.00	0.00	0	0	0.00	0	0	0.00	2	14.29
							193	74	38.34	25.68				65	39	60.00	14	

Event Statistics



Thailand

bar	0	0.00 %	bar	0	0.00 %	bar	0	0.00 %
missed	0	0.00 %	blocked	3	6.82 %	blocked	0	0.00 %
blocked	1	50.00 %	missed	10	22.73 %	missed	1	33.33 %
on goal	1	50.00 %	on goal	31	70.45 %	on goal	2	66.67 %
Shots	2	1.04 %	Shots	44	22.80 %	Shots	3	1.55 %
Scores	0	0.00 %	Scores	10	52.63 %	Scores	0	0.00 %

bar	0	0.00 %	bar	1	2.13 %	bar	2	5.71 %
missed	8	25.81 %	blocked	14	29.79 %	on goal	5	14.29 %
on goal	11	35.48 %	missed	16	34.04 %	blocked	14	40.00 %
blocked	12	38.71 %	on goal	16	34.04 %	missed	14	40.00 %
Shots	31	16.06 %	Shots	47	24.35 %	Shots	35	18.13 %
Scores	2	10.53 %	Scores	3	15.79 %	Scores	2	10.53 %

bar	1	11.11 %	bar	0	0.00 %	bar	0	0.00 %
on goal	2	22.22 %	missed	5	26.32 %	on goal	0	0.00 %
blocked	3	33.33 %	on goal	6	31.58 %	missed	1	33.33 %
missed	3	33.33 %	blocked	8	42.11 %	blocked	2	66.67 %
Shots	9	4.66 %	Shots	19	9.84 %	Shots	3	1.55 %
Scores	2	10.53 %	Scores	0	0.00 %	Scores	0	0.00 %

bar	4	2.07 %
blocked	57	29.53 %
missed	58	30.05 %
on goal	74	38.34 %
Shots	193	
Scores	19	

Total on Goal	1	Total on Goal	31	Total on Goal	2
Total Shots	2	Total Shots	44	Total Shots	3
Total Scores	0	Total Scores	10	Total Scores	0
Precision	50.00 %	Precision	70.45 %	Precision	66.67 %
Efficiency	0.00 %	Efficiency	32.26 %	Efficiency	0.00 %

Total on Goal	11	Total on Goal	16	Total on Goal	5
Total Shots	31	Total Shots	47	Total Shots	35
Total Scores	2	Total Scores	3	Total Scores	2
Precision	35.48 %	Precision	34.04 %	Precision	14.29 %
Efficiency	18.18 %	Efficiency	18.75 %	Efficiency	40.00 %

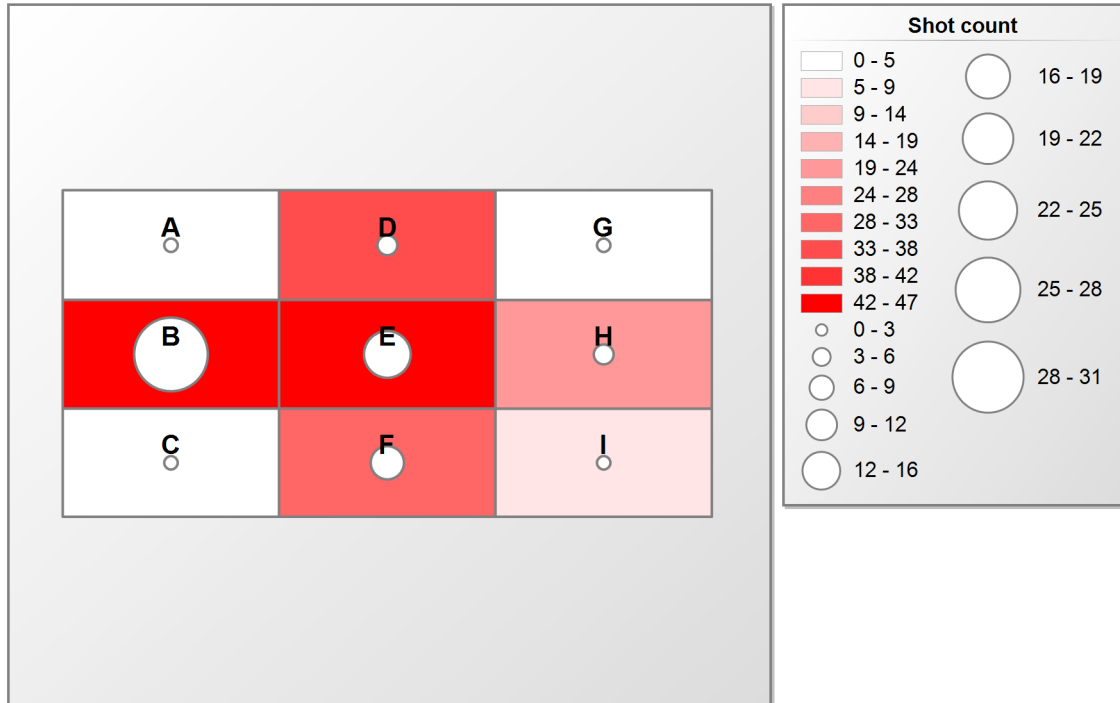
Total on Goal	2	Total on Goal	6	Total on Goal	0
Total Shots	9	Total Shots	19	Total Shots	3
Total Scores	2	Total Scores	0	Total Scores	0
Precision	22.22 %	Precision	31.58 %	Precision	0.00 %
Efficiency	100.00 %	Efficiency	0.00 %	Efficiency	NaN

Total on Goal	74
Total Shots	193
Total Scores	19
Precision	38.34 %
Efficiency	25.68 %

Event Statistics



Short distribution and shots on goal



Zone (Fields)	A	B	C	D	E	F	G	H	I	Total
Total	3	44	2	35	47	31	3	19	9	193
on Goal (Circles)	2	31	1	5	16	11	0	6	2	74

Event Statistics

Singapore



	Goals achieved	Goals get	penalty minutes
Team overview	15	31	16

Player	Games	Plus/Minus					Shots				Goals			Bullies			Penalties	
	played	+	-	balance	+ in %	- in %	Total	on Goal	% on Goal	Efficiency (%)	scored	Assists	in %	Total	won	in %	Total (min)	in %
23 R Suria	3	6	9	-3	40.00	29.03	10	7	70.00	57.14	4	0	26.67	1	1	100.00	0	0.00
33 Pasupathy Vignesa	3	8	11	-3	53.33	35.48	8	5	62.50	20.00	1	3	6.67	4	0	0.00	0	0.00
3 Ramadhan Sirraaj	3	7	7	0	46.67	22.58	15	6	40.00	50.00	3	0	20.00	0	0	0.00	2	12.50
6 Lee Chee Yong	3	5	14	-9	33.33	45.16	16	5	31.25	20.00	1	2	6.67	6	0	0.00	2	12.50
11 Ng Juin Jie	3	5	10	-5	33.33	32.26	15	6	40.00	16.67	1	2	6.67	5	1	20.00	0	0.00
88 Tng Zong Wei	3	2	4	-2	13.33	12.90	10	5	50.00	40.00	2	0	13.33	1	0	0.00	2	12.50
9 Chua Wee Guan Nicholas	3	4	9	-5	26.67	29.03	25	7	28.00	14.29	1	1	6.67	2	0	0.00	2	12.50
77 Tan Tze Wen Thaddeus	3	5	8	-3	33.33	25.81	5	1	20.00	0.00	0	2	0.00	0	0	0.00	2	12.50
26 Koh Ye Shen	3	3	5	-2	20.00	16.13	3	1	33.33	100.00	1	0	6.67	13	4	30.77	0	0.00
34 Pasupathy Kumaresa	3	4	7	-3	26.67	22.58	4	2	50.00	50.00	1	0	6.67	0	0	0.00	0	0.00
10 Sorreda Jenmark	3	7	14	-7	46.67	45.16	8	1	12.50	0.00	0	1	0.00	18	7	38.89	4	25.00
31 R Sathish	3	5	10	-5	33.33	32.26	5	3	60.00	0.00	0	1	0.00	2	0	0.00	0	0.00
8 Karl Ryan Micael	2	3	2	1	20.00	6.45	6	1	16.67	0.00	0	0	0.00	0	0	0.00	2	12.50
14 Singh Ishwarpal	3	2	7	-5	13.33	22.58	3	1	33.33	0.00	0	0	0.00	0	0	0.00	0	0.00
17 Huang Junhong Sean	3	4	9	-5	26.67	29.03	3	0	0.00	0.00	0	0	0.00	9	0	0.00	0	0.00
28 Ong Jun Ren Clement	1	0	0	0	0.00	0.00	1	1	100.00	0.00	0	0	0.00	0	0	0.00	0	0.00
35 Abdul Mohamad Haris	3	7	11	-4	46.67	35.48	3	2	66.67	0.00	0	0	0.00	1	0	0.00	0	0.00
83 Cheang Jia Qing	3	2	9	-7	13.33	29.03	7	2	28.57	0.00	0	0	0.00	2	0	0.00	0	0.00
91 Chan Yan Xun Alvan	3	1	5	-4	6.67	16.13	2	1	50.00	0.00	0	0	0.00	1	1	100.00	0	0.00
							149	57	38.26	26.32				65	14	21.54	16	

Event Statistics



Singapore

bar	0	0.00 %	bar	0	0.00 %	bar	0	0.00 %
blocked	1	20.00 %	blocked	0	0.00 %	blocked	0	0.00 %
missed	2	40.00 %	missed	5	26.32 %	missed	0	0.00 %
on goal	2	40.00 %	on goal	14	73.68 %	on goal	3	100.00 %
Shots	5	3.36 %	Shots	19	12.75 %	Shots	3	2.01 %
Scores	0	0.00 %	Scores	8	50.00 %	Scores	1	6.25 %

bar	0	0.00 %	bar	3	7.89 %	bar	0	0.00 %
on goal	7	22.58 %	blocked	10	26.32 %	missed	11	28.21 %
blocked	10	32.26 %	missed	11	28.95 %	on goal	13	33.33 %
missed	14	45.16 %	on goal	14	36.84 %	blocked	15	38.46 %
Shots	31	20.81 %	Shots	38	25.50 %	Shots	39	26.17 %
Scores	2	12.50 %	Scores	5	31.25 %	Scores	0	0.00 %

bar	0	0.00 %	bar	0	0.00 %	bar	0	0.00 %
blocked	1	33.33 %	missed	0	0.00 %	missed	1	20.00 %
missed	1	33.33 %	on goal	2	33.33 %	on goal	1	20.00 %
on goal	1	33.33 %	blocked	4	66.67 %	blocked	3	60.00 %
Shots	3	2.01 %	Shots	6	4.03 %	Shots	5	3.36 %
Scores	0	0.00 %	Scores	0	0.00 %	Scores	0	0.00 %

bar	3	2.01 %
blocked	44	29.53 %
missed	45	30.20 %
on goal	57	38.26 %
Shots	149	
Scores	16	

Total on Goal	2	Total on Goal	14	Total on Goal	3
Total Shots	5	Total Shots	19	Total Shots	3
Total Scores	0	Total Scores	8	Total Scores	1
Precision	40.00 %	Precision	73.68 %	Precision	100.00 %
Efficiency	0.00 %	Efficiency	57.14 %	Efficiency	33.33 %

Total on Goal	7	Total on Goal	14	Total on Goal	13
Total Shots	31	Total Shots	38	Total Shots	39
Total Scores	2	Total Scores	5	Total Scores	0
Precision	22.58 %	Precision	36.84 %	Precision	33.33 %
Efficiency	28.57 %	Efficiency	35.71 %	Efficiency	0.00 %

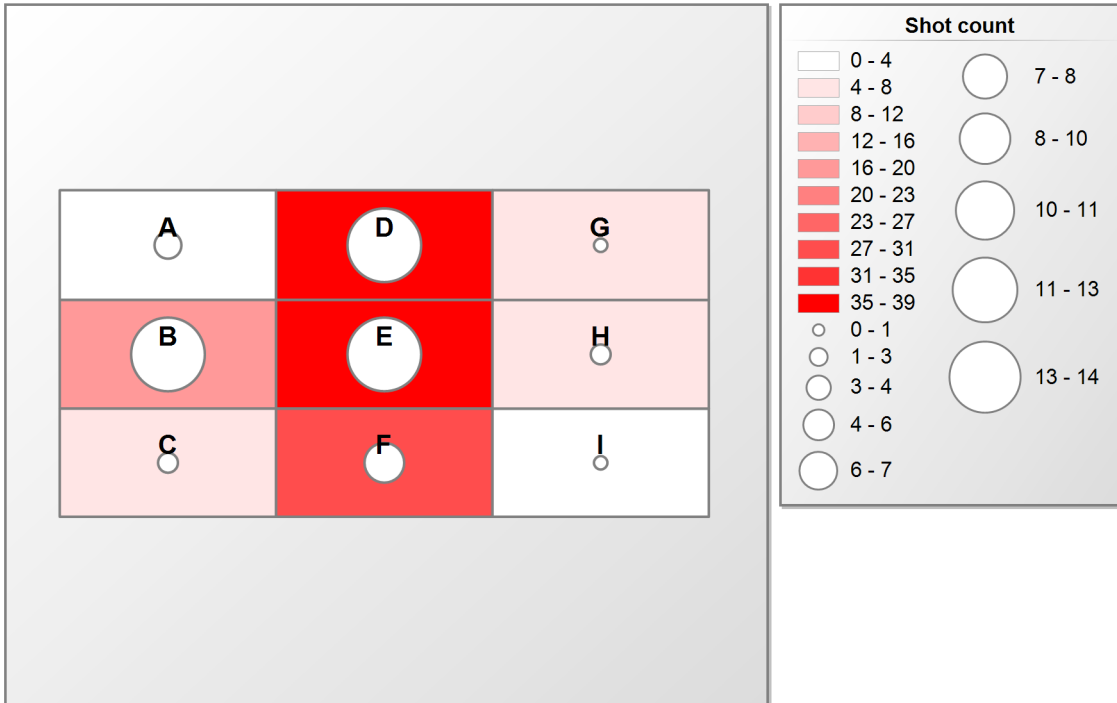
Total on Goal	1	Total on Goal	2	Total on Goal	1
Total Shots	3	Total Shots	6	Total Shots	5
Total Scores	0	Total Scores	0	Total Scores	0
Precision	33.33 %	Precision	33.33 %	Precision	20.00 %
Efficiency	0.00 %	Efficiency	0.00 %	Efficiency	0.00 %

Total on Goal	57
Total Shots	149
Total Scores	16
Precision	38.26 %
Efficiency	28.07 %

Event Statistics



Short distribution and shots on goal



Zone (Fields)	A	B	C	D	E	F	G	H	I	Total
Total	3	19	5	39	38	31	5	6	3	149
on Goal (Circles)	3	14	2	13	14	7	1	2	1	57

Event Statistics

Philippines



	Goals achieved	Goals get	penalty minutes
Team overview	7	29	10

Player	Games played	Plus/Minus					Shots				Goals			Bullies			Penalties	
		+	-	balance	+ in %	- in %	Total	on Goal	% on Goal	Efficiency (%)	scored	Assists	in %	Total	won	in %	Total (min)	in %
24 Alm Mendoza Melvin	3	7	13	-6	100.00	44.83	44	22	50.00	18.18	4	1	57.14	1	0	0.00	0	0.00
9 Werelius Lucas	3	4	2	2	57.14	6.90	14	10	71.43	20.00	2	2	28.57	13	9	69.23	0	0.00
4 Hemmingberg Porral Ludvig	3	7	12	-5	100.00	41.38	17	6	35.29	0.00	0	2	0.00	0	0	0.00	0	0.00
40 Varga Franz Kim	3	6	13	-7	85.71	44.83	19	4	21.05	0.00	0	2	0.00	11	7	63.64	0	0.00
2 Alicante Embile John	3	1	7	-6	14.29	24.14	5	2	40.00	50.00	1	0	14.29	0	0	0.00	0	0.00
5 Esguerra Rhodell	3	0	9	-9	0.00	31.03	3	1	33.33	0.00	0	0	0.00	3	1	33.33	2	20.00
6 Hinder Mathias	3	0	6	-6	0.00	20.69	2	0	0.00	0.00	0	0	0.00	2	0	0.00	0	0.00
7 Jandelius Del Valle Kristofer	3	1	2	-1	14.29	6.90	0	0	0.00	0.00	0	0	0.00	1	0	0.00	0	0.00
13 Öjvall Perez Lucas	3	5	14	-9	71.43	48.28	5	0	0.00	0.00	0	0	0.00	1	0	0.00	0	0.00
16 Schoultze Castrillo Christian	3	0	10	-10	0.00	34.48	4	2	50.00	0.00	0	0	0.00	0	0	0.00	2	20.00
18 Hinder Patrick	3	1	5	-4	14.29	17.24	0	0	0.00	0.00	0	0	0.00	0	0	0.00	0	0.00
19 Jeppsson Escabel Fredrik	3	0	8	-8	0.00	27.59	5	1	20.00	0.00	0	0	0.00	0	0	0.00	2	20.00
21 Holland Bernardo Christofer	3	0	11	-11	0.00	37.93	0	0	0.00	0.00	0	0	0.00	0	0	0.00	2	20.00
33 Dahmén Cantos Fredrik	3	1	8	-7	14.29	27.59	0	0	0.00	0.00	0	0	0.00	0	0	0.00	0	0.00
36 Hedblom Michael	3	0	9	-9	0.00	31.03	5	2	40.00	0.00	0	0	0.00	2	0	0.00	2	20.00
66 Cortez Myllyperkiö Mattiece	3	0	9	-9	0.00	31.03	3	1	33.33	0.00	0	0	0.00	12	5	41.67	0	0.00
77 Andersson Simon	3	2	10	-8	28.57	34.48	9	5	55.56	0.00	0	0	0.00	2	0	0.00	0	0.00
							135	56	41.48	12.50				48	22	45.83	10	

Event Statistics



Philippines

blocked	0	0.00 %	bar	0	0.00 %	bar	0	0.00 %
bar	1	25.00 %	blocked	2	6.90 %	blocked	0	0.00 %
on goal	1	25.00 %	missed	8	27.59 %	missed	0	0.00 %
missed	2	50.00 %	on goal	19	65.52 %	on goal	0	0.00 %
Shots	4	2.96 %	Shots	29	21.48 %	Shots	0	0.00 %
Scores	0	0.00 %	Scores	2	28.57 %	Scores	0	0.00 %

bar	0	0.00 %	bar	1	2.33 %	bar	2	7.14 %
on goal	4	25.00 %	missed	11	25.58 %	blocked	8	28.57 %
blocked	6	37.50 %	blocked	15	34.88 %	on goal	8	28.57 %
missed	6	37.50 %	on goal	16	37.21 %	missed	10	35.71 %
Shots	16	11.85 %	Shots	43	31.85 %	Shots	28	20.74 %
Scores	0	0.00 %	Scores	3	42.86 %	Scores	2	28.57 %

bar	0	0.00 %	bar	0	0.00 %	bar	0	0.00 %
blocked	1	33.33 %	blocked	2	22.22 %	missed	0	0.00 %
missed	1	33.33 %	missed	2	22.22 %	blocked	1	33.33 %
on goal	1	33.33 %	on goal	5	55.56 %	on goal	2	66.67 %
Shots	3	2.22 %	Shots	9	6.67 %	Shots	3	2.22 %
Scores	0	0.00 %	Scores	0	0.00 %	Scores	0	0.00 %

bar	4	2.96 %
blocked	35	25.93 %
missed	40	29.63 %
on goal	56	41.48 %
Shots	135	
Scores	7	

Total on Goal	1	Total on Goal	19	Total on Goal	0	
Total Shots	4	Total Shots	29	Total Shots	+	0
Total Scores	0	Total Scores	2	Total Scores	+	0
Precision	25.00 %	Precision	65.52 %	Precision		NaN
Efficiency	0.00 %	Efficiency	10.53 %	Efficiency		NaN

Total on Goal	4	Total on Goal	16	Total on Goal	8	
Total Shots	16	Total Shots	43	Total Shots	28	
Total Scores	0	Total Scores	3	Total Scores	2	
Precision	25.00 %	Precision	37.21 %	Precision		28.57 %
Efficiency	0.00 %	Efficiency	18.75 %	Efficiency		25.00 %

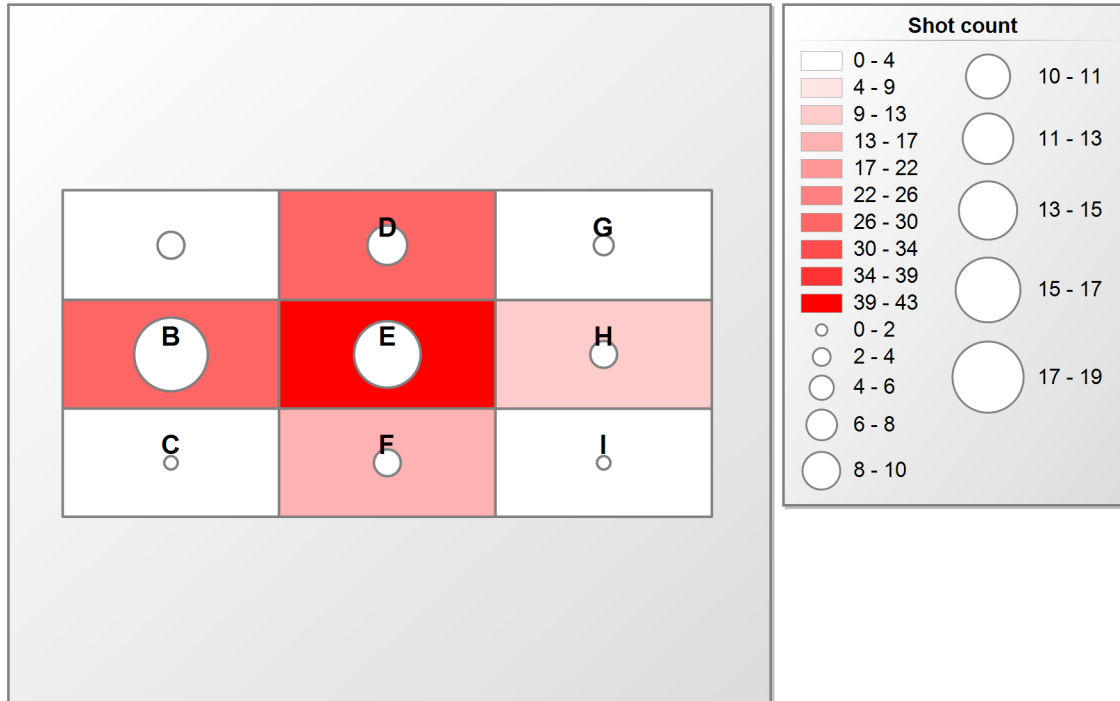
Total on Goal	1	Total on Goal	5	Total on Goal	2	
Total Shots	3	Total Shots	9	Total Shots	3	
Total Scores	0	Total Scores	0	Total Scores	0	
Precision	33.33 %	Precision	55.56 %	Precision		66.67 %
Efficiency	0.00 %	Efficiency	0.00 %	Efficiency		0.00 %

Total on Goal	56
Total Shots	135
Total Scores	7
Precision	41.48 %
Efficiency	12.50 %

Event Statistics



Short distribution and shots on goal



Zone (Fields)	B	C	D	E	F	G	H	I	Total
Total	29	4	28	43	16	3	9	3	135
on Goal (Circles)	19	1	8	16	4	2	5	1	56

Event Statistics

Player Statistic			Games	Shots				Goals			Scorer points		Bullies			Penalties	
	Player	Team	played	Total	on Goal	% on Goal	Efficiency (%)	scored	Assists	in %	Total	pt./game	Total	won	in %	Total (min)	in %
1.	Glass Mathias (77)	DEN	4	49	23	46.94	47.83	11	4	3.15	15	3.75	2	1	50.00	2	0.71
2.	Wöcke Michel (22)	GER	4	30	18	60.00	61.11	11	1	3.15	12	3.00	27	8	29.63	2	0.71
3.	Eldholm Lukas (14)	DEN	4	33	25	75.76	20.00	5	7	1.43	12	3.00	15	8	53.33	0	0.00
4.	Dudovic Michal (4)	SVK	4	25	13	52.00	46.15	6	5	1.72	11	2.75	3	0	0.00	2	0.71
5.	Kareliusson Patrik (8)	EST	4	35	14	40.00	42.86	6	5	1.72	11	2.75	1	0	0.00	2	0.71
6.	Kasenuurm Tanel (87)	EST	4	43	20	46.51	25.00	5	6	1.43	11	2.75	1	1	100.00	0	0.00
7.	Heins Jakob (29)	GER	4	33	21	63.64	23.81	5	6	1.43	11	2.75	0	0	0.00	2	0.71
8.	Sandberg Eddie (36)	DEN	4	21	13	61.90	30.77	4	6	1.15	10	2.50	0	0	0.00	0	0.00
9.	Hoppe Svenson (20)	GER	4	9	7	77.78	71.43	5	4	1.43	9	2.25	0	0	0.00	2	0.71
10.	Uue Kermo (27)	EST	4	28	15	53.57	33.33	5	4	1.43	9	2.25	0	0	0.00	0	0.00
11.	Hofferbert Nils (16)	GER	4	23	9	39.13	11.11	1	8	0.29	9	2.25	0	0	0.00	2	0.71
12.	Viitakoski Valteri (91)	CAN	4	48	27	56.25	25.93	7	1	2.01	8	2.00	27	17	62.96	0	0.00
13.	Galante Carlström Alexander (9)	SWE	3	31	15	48.39	40.00	6	2	1.72	8	2.67	0	0	0.00	0	0.00
14.	Gašparík Ronald (79)	SVK	4	18	6	33.33	50.00	3	5	0.86	8	2.00	13	4	30.77	2	0.71
15.	Lundmark Malte (8)	SWE	3	17	6	35.29	50.00	3	4	0.86	7	2.33	0	0	0.00	0	0.00
16.	Lindgjerdet Markus (29)	NOR	4	27	12	44.44	25.00	3	4	0.86	7	1.75	1	0	0.00	0	0.00
17.	Salin Eemeli (9)	FIN	3	17	7	41.18	14.29	1	6	0.29	7	2.33	1	0	0.00	2	0.71
18.	Kallion Kaspar (64)	EST	4	18	12	66.67	50.00	6	0	1.72	6	1.50	21	14	66.67	0	0.00
19.	Johansson Simon (8)	THA	3	23	11	47.83	45.45	5	1	1.43	6	2.00	0	0	0.00	2	0.71
20.	Nihlén Julian (17)	GER	4	21	12	57.14	41.67	5	1	1.43	6	1.50	0	0	0.00	0	0.00
21.	Sjögren Albin (10)	SWE	3	15	7	46.67	57.14	4	2	1.15	6	2.00	0	0	0.00	0	0.00
22.	Nilsson Kim (7)	SWE	3	18	12	66.67	33.33	4	2	1.15	6	2.00	0	0	0.00	0	0.00
23.	Schiess Michael (97)	SUI	3	10	4	40.00	75.00	3	3	0.86	6	2.00	14	9	64.29	0	0.00
24.	Thaidit Pawat (19)	THA	3	36	15	41.67	20.00	3	3	0.86	6	2.00	11	8	72.73	0	0.00
25.	Walsh Tristan (55)	CAN	4	20	6	30.00	50.00	3	3	0.86	6	1.50	19	13	68.42	2	0.71
26.	Pedersen Marius (12)	NOR	4	24	9	37.50	33.33	3	3	0.86	6	1.50	4	2	50.00	2	0.71
27.	Dahlberg Alexander (14)	EST	4	28	13	46.43	15.38	2	4	0.57	6	1.50	0	0	0.00	52	18.57
28.	Bröker Janos (10)	GER	4	14	4	28.57	25.00	1	5	0.29	6	1.50	15	2	13.33	0	0.00
29.	Laely Claudio (6)	SUI	3	8	6	75.00	66.67	4	1	1.15	5	1.67	0	0	0.00	0	0.00
30.	Kainulainen Justus (73)	FIN	3	26	7	26.92	57.14	4	1	1.15	5	1.67	10	8	80.00	0	0.00
31.	Haglund Kevin (66)	SWE	3	14	8	57.14	50.00	4	1	1.15	5	1.67	0	0	0.00	0	0.00

Event Statistics

Player Statistic			Games	Shots				Goals			Scorer points		Bullies			Penalties	
	Player	Team	played	Total	on Goal	% on Goal	Efficiency (%)	scored	Assists	in %	Total	pt./game	Total	won	in %	Total (min)	in %
32.	Johansson Sami (77)	FIN	3	29	14	48.28	28.57	4	1	1.15	5	1.67	9	8	88.89	0	0.00
33.	Alm Mendoza Melvin (24)	PHI	3	44	22	50.00	18.18	4	1	1.15	5	1.67	1	0	0.00	0	0.00
34.	Mendelin Patrick Andreas (50)	SUI	3	12	5	41.67	60.00	3	2	0.86	5	1.67	1	0	0.00	0	0.00
35.	Nordgren Linus (26)	SWE	3	9	5	55.56	60.00	3	2	0.86	5	1.67	0	0	0.00	0	0.00
36.	Maurer Manuel (11)	SUI	3	13	9	69.23	33.33	3	2	0.86	5	1.67	0	0	0.00	2	0.71
37.	Sankell Jesper (19)	SWE	3	17	9	52.94	33.33	3	2	0.86	5	1.67	4	2	50.00	0	0.00
38.	Sukkasem Santipong (17)	THA	3	25	12	48.00	25.00	3	2	0.86	5	1.67	21	13	61.90	0	0.00
39.	Ragovskis Janis (7)	LAT	4	22	7	31.82	42.86	3	2	0.86	5	1.25	0	0	0.00	0	0.00
40.	Kajgaard Emil (22)	DEN	4	21	10	47.62	30.00	3	2	0.86	5	1.25	3	0	0.00	2	0.71
41.	Gál Ladislav (33)	SVK	4	14	6	42.86	33.33	2	3	0.57	5	1.25	0	0	0.00	0	0.00
42.	Kronberg Ketil (5)	NOR	4	24	9	37.50	22.22	2	3	0.57	5	1.25	24	16	66.67	0	0.00
43.	Berg Lauri (77)	CAN	4	33	12	36.36	16.67	2	3	0.57	5	1.25	10	8	80.00	2	0.71
44.	Rinefalk Alexander (11)	THA	3	14	5	35.71	20.00	1	4	0.29	5	1.67	21	13	61.90	0	0.00
45.	Delong Adam (7)	CZE	3	19	7	36.84	14.29	1	4	0.29	5	1.67	1	0	0.00	0	0.00
46.	Pass Roman (7)	EST	4	7	3	42.86	33.33	1	4	0.29	5	1.25	4	2	50.00	2	0.71
47.	Pažák Michal (27)	SVK	4	6	4	66.67	25.00	1	4	0.29	5	1.25	2	0	0.00	0	0.00
48.	Rasmussen Axel (35)	DEN	4	19	6	31.58	16.67	1	4	0.29	5	1.25	0	0	0.00	2	0.71
49.	Unga Egert (26)	EST	4	10	5	50.00	0.00	0	5	0.00	5	1.25	19	9	47.37	0	0.00
50.	R Suria (23)	SGP	3	10	7	70.00	57.14	4	0	1.15	4	1.33	1	1	100.00	0	0.00
51.	Buck Cameron (9)	CAN	4	15	9	60.00	44.44	4	0	1.15	4	1.00	2	1	50.00	2	0.71
52.	Dahlstrom Lucas (21)	POL	4	32	17	53.13	23.53	4	0	1.15	4	1.00	24	15	62.50	0	0.00
53.	Sikkinen Eetu (12)	FIN	3	10	8	80.00	37.50	3	1	0.86	4	1.33	1	0	0.00	2	0.71
54.	Sangmongkhol Surapong (14)	THA	3	16	8	50.00	37.50	3	1	0.86	4	1.33	5	2	40.00	4	1.43
55.	Savi Stenver (5)	EST	4	11	6	54.55	50.00	3	1	0.86	4	1.00	0	0	0.00	0	0.00
56.	Ujhelyi Lukáš (24)	SVK	4	18	7	38.89	42.86	3	1	0.86	4	1.00	2	0	0.00	0	0.00
57.	Bröker Niklas (11)	GER	4	13	8	61.54	37.50	3	1	0.86	4	1.00	0	0	0.00	0	0.00
58.	Henriksen Pontus (26)	DEN	4	13	9	69.23	33.33	3	1	0.86	4	1.00	0	0	0.00	4	1.43
59.	Mossin Olesen Ole (10)	NOR	4	28	12	42.86	25.00	3	1	0.86	4	1.00	3	0	0.00	0	0.00
60.	Doyle Jamie (45)	AUS	3	9	4	44.44	50.00	2	2	0.57	4	1.33	1	1	100.00	0	0.00
61.	Gustafsson Tobias (14)	SWE	3	11	5	45.45	40.00	2	2	0.57	4	1.33	0	0	0.00	0	0.00

Event Statistics

Player Statistic			Games	Shots				Goals			Scorer points		Bullies			Penalties	
	Player	Team	played	Total	on Goal	% on Goal	Efficiency (%)	scored	Assists	in %	Total	pt./game	Total	won	in %	Total (min)	in %
62.	Werelius Lucas (9)	PHI	3	14	10	71.43	20.00	2	2	0.57	4	1.33	13	9	69.23	0	0.00
63.	Gartner Tomas (47)	AUS	3	28	12	42.86	16.67	2	2	0.57	4	1.33	5	3	60.00	0	0.00
64.	Indus Lauri-Robert (15)	EST	4	6	2	33.33	100.00	2	2	0.57	4	1.00	0	0	0.00	0	0.00
65.	Grenapin Cedric (7)	CAN	4	9	5	55.56	40.00	2	2	0.57	4	1.00	20	6	30.00	2	0.71
66.	Savi Oliver (44)	EST	4	8	5	62.50	40.00	2	2	0.57	4	1.00	11	7	63.64	0	0.00
67.	Kuysten Jonathan (82)	CAN	4	25	7	28.00	28.57	2	2	0.57	4	1.00	0	0	0.00	8	2.86
68.	Pähn Ken (77)	EST	4	23	10	43.48	20.00	2	2	0.57	4	1.00	1	1	100.00	0	0.00
69.	Backby Casper (68)	SWE	3	14	2	14.29	50.00	1	3	0.29	4	1.33	4	3	75.00	2	0.71
70.	Malmström Linus (77)	SWE	3	10	3	30.00	33.33	1	3	0.29	4	1.33	0	0	0.00	2	0.71
71.	Pasupathy Vignesa (33)	SGP	3	8	5	62.50	20.00	1	3	0.29	4	1.33	4	0	0.00	0	0.00
72.	Rydzewski Jan (7)	POL	4	7	1	14.29	100.00	1	3	0.29	4	1.00	0	0	0.00	2	0.71
73.	Raitums Artis (21)	LAT	4	15	5	33.33	20.00	1	3	0.29	4	1.00	22	9	40.91	0	0.00
74.	Dahlstrom Alexander (14)	POL	4	11	5	45.45	20.00	1	3	0.29	4	1.00	3	1	33.33	2	0.71
75.	Tykkyläinen Konsta (4)	FIN	3	7	2	28.57	0.00	0	4	0.00	4	1.33	1	0	0.00	0	0.00
76.	Johansson Emil (22)	SWE	3	12	5	41.67	0.00	0	4	0.00	4	1.33	8	5	62.50	0	0.00
77.	Rýpar Josef (31)	CZE	3	6	3	50.00	100.00	3	0	0.86	3	1.00	0	0	0.00	2	0.71
78.	Ramadhan Siraaj (3)	SGP	3	15	6	40.00	50.00	3	0	0.86	3	1.00	0	0	0.00	2	0.71
79.	Einamann Mathias (98)	EST	4	13	7	53.85	42.86	3	0	0.86	3	0.75	2	1	50.00	0	0.00
80.	Hjemgård Patrick (24)	NOR	4	15	7	46.67	42.86	3	0	0.86	3	0.75	3	2	66.67	2	0.71
81.	Barber Brandon (88)	CAN	4	18	9	50.00	33.33	3	0	0.86	3	0.75	0	0	0.00	0	0.00
82.	Newland Christian (11)	AUS	3	5	3	60.00	66.67	2	1	0.57	3	1.00	6	2	33.33	0	0.00
83.	Zaugg Jan Nicolas (61)	SUI	3	14	3	21.43	66.67	2	1	0.57	3	1.00	4	1	25.00	0	0.00
84.	Havlas Matěj (13)	CZE	3	12	6	50.00	33.33	2	1	0.57	3	1.00	1	0	0.00	0	0.00
85.	Beneš Marek (11)	CZE	3	17	7	41.18	28.57	2	1	0.57	3	1.00	0	0	0.00	0	0.00
86.	Heikkilä Oskari (10)	FIN	3	11	7	63.64	28.57	2	1	0.57	3	1.00	0	0	0.00	2	0.71
87.	Chlebda Łukasz (52)	POL	3	20	12	60.00	16.67	2	1	0.57	3	1.00	6	4	66.67	2	0.71
88.	Rajeckis Andris (23)	LAT	4	5	3	60.00	66.67	2	1	0.57	3	0.75	11	6	54.55	0	0.00
89.	Krumins Morics (4)	LAT	4	20	6	30.00	33.33	2	1	0.57	3	0.75	0	0	0.00	0	0.00
90.	Antoniak Mateusz (31)	POL	4	10	6	60.00	33.33	2	1	0.57	3	0.75	4	2	50.00	0	0.00
91.	Jansons Klavs (16)	LAT	4	35	9	25.71	22.22	2	1	0.57	3	0.75	3	2	66.67	0	0.00
92.	Kovalevskis Rolands (88)	LAT	4	27	11	40.74	18.18	2	1	0.57	3	0.75	0	0	0.00	0	0.00

Event Statistics

Player Statistic			Games	Shots				Goals			Scorer points		Bullies			Penalties	
	Player	Team	played	Total	on Goal	% on Goal	Efficiency (%)	scored	Assists	in %	Total	pt./game	Total	won	in %	Total (min)	in %
93.	Skura Kacper (66)	POL	4	27	18	66.67	11.11	2	1	0.57	3	0.75	8	5	62.50	2	0.71
94.	Yaemyim Jeerayut (39)	THA	3	9	4	44.44	25.00	1	2	0.29	3	1.00	0	0	0.00	0	0.00
95.	Lee Chee Yong (6)	SGP	3	16	5	31.25	20.00	1	2	0.29	3	1.00	6	0	0.00	2	0.71
96.	Kaillala Miko (87)	FIN	3	15	6	40.00	16.67	1	2	0.29	3	1.00	13	9	69.23	0	0.00
97.	Ng Juin Jie (11)	SGP	3	15	6	40.00	16.67	1	2	0.29	3	1.00	5	1	20.00	0	0.00
98.	Langer Filip (29)	CZE	3	20	7	35.00	14.29	1	2	0.29	3	1.00	4	1	25.00	0	0.00
99.	Markus Patrik (21)	EST	4	7	2	28.57	50.00	1	2	0.29	3	0.75	10	3	30.00	0	0.00
100.	Kajgaard Kasper (6)	DEN	4	11	5	45.45	20.00	1	2	0.29	3	0.75	24	11	45.83	0	0.00
101.	Trekse Peteris (22)	LAT	4	19	5	26.32	20.00	1	2	0.29	3	0.75	3	1	33.33	0	0.00
102.	Riedi Paolo (21)	SUI	3	14	6	42.86	0.00	0	3	0.00	3	1.00	0	0	0.00	0	0.00
103.	Walsh Taylor (15)	CAN	4	7	1	14.29	0.00	0	3	0.00	3	0.75	0	0	0.00	0	0.00
104.	Smith Matthew (61)	CAN	4	10	5	50.00	0.00	0	3	0.00	3	0.75	2	0	0.00	4	1.43
105.	Besta Jiří (18)	CZE	3	5	4	80.00	50.00	2	0	0.57	2	0.67	9	6	66.67	2	0.71
106.	Randoja Rasmus (18)	EST	4	6	4	66.67	50.00	2	0	0.57	2	0.50	0	0	0.00	4	1.43
107.	Terjesen Joachim (22)	NOR	4	12	4	33.33	50.00	2	0	0.57	2	0.50	10	5	50.00	4	1.43
108.	Krbec Mikuláš (6)	CZE	3	7	5	71.43	40.00	2	0	0.57	2	0.67	0	0	0.00	0	0.00
109.	Tng Zong Wei (88)	SGP	3	10	5	50.00	40.00	2	0	0.57	2	0.67	1	0	0.00	2	0.71
110.	Pimpa Veerasak (44)	THA	3	21	5	23.81	40.00	2	0	0.57	2	0.67	0	0	0.00	0	0.00
111.	Heller Tobias Florian (7)	SUI	3	10	6	60.00	33.33	2	0	0.57	2	0.67	0	0	0.00	2	0.71
112.	Widercrantz Adam (25)	EST	4	9	7	77.78	28.57	2	0	0.57	2	0.50	4	4	100.00	0	0.00
113.	Sieńko Michał (11)	POL	4	19	7	36.84	28.57	2	0	0.57	2	0.50	1	1	100.00	2	0.71
114.	Gartner Daniel (74)	AUS	3	26	12	46.15	16.67	2	0	0.57	2	0.67	12	3	25.00	0	0.00
115.	Lastikka Ville (36)	FIN	2	12	6	50.00	16.67	1	1	0.29	2	1.00	1	0	0.00	0	0.00
116.	Kosterich Ben (15)	AUS	3	6	2	33.33	50.00	1	1	0.29	2	0.67	0	0	0.00	0	0.00
117.	Holmgren Linus (21)	SWE	3	4	2	50.00	50.00	1	1	0.29	2	0.67	0	0	0.00	0	0.00
118.	Ebeling Kade (8)	AUS	3	5	3	60.00	33.33	1	1	0.29	2	0.67	1	1	100.00	0	0.00
119.	Leikkanen Mikko (66)	FIN	3	8	3	37.50	33.33	1	1	0.29	2	0.67	0	0	0.00	0	0.00
120.	Němeček Ondřej (17)	CZE	3	15	4	26.67	25.00	1	1	0.29	2	0.67	11	6	54.55	4	1.43
121.	Seiler Noël Amos (40)	SUI	3	10	4	40.00	25.00	1	1	0.29	2	0.67	1	0	0.00	2	0.71
122.	Chua Wee Guan Nicholas (9)	SGP	3	25	7	28.00	14.29	1	1	0.29	2	0.67	2	0	0.00	2	0.71
123.	Perry Liam (91)	AUS	3	26	8	30.77	12.50	1	1	0.29	2	0.67	4	4	100.00	0	0.00

Event Statistics

Player Statistic			Games	Shots				Goals			Scorer points		Bullies			Penalties	
	Player	Team	played	Total	on Goal	% on Goal	Efficiency (%)	scored	Assists	in %	Total	pt./game	Total	won	in %	Total (min)	in %
124.	von Pritzbufer Tino (32)	GER	4	3	1	33.33	100.00	1	1	0.29	2	0.50	17	10	58.82	0	0.00
125.	Weißkirchen Florian (7)	GER	4	5	2	40.00	50.00	1	1	0.29	2	0.50	7	2	28.57	0	0.00
126.	Hamrin Marcus (7)	NOR	4	12	2	16.67	50.00	1	1	0.29	2	0.50	9	0	0.00	0	0.00
127.	Nehila Peter (18)	SVK	4	14	2	14.29	50.00	1	1	0.29	2	0.50	0	0	0.00	2	0.71
128.	Siede Matthias (44)	GER	4	5	3	60.00	33.33	1	1	0.29	2	0.50	0	0	0.00	0	0.00
129.	Kobberup Rydahl Frederik (92)	DEN	4	12	4	33.33	25.00	1	1	0.29	2	0.50	0	0	0.00	2	0.71
130.	Bothe Mark-Oliver (23)	GER	4	6	4	66.67	25.00	1	1	0.29	2	0.50	0	0	0.00	0	0.00
131.	Bolander Rasmus (6)	EST	4	16	9	56.25	11.11	1	1	0.29	2	0.50	2	0	0.00	6	2.14
132.	Friedli Steven (20)	CAN	4	15	10	66.67	10.00	1	1	0.29	2	0.50	1	0	0.00	0	0.00
133.	Jendrišák Matěj (28)	CZE	3	8	6	75.00	0.00	0	2	0.00	2	0.67	3	2	66.67	2	0.71
134.	Hemmingberg Porral Ludvig (4)	PHI	3	17	6	35.29	0.00	0	2	0.00	2	0.67	0	0	0.00	0	0.00
135.	Varga Franz Kim (40)	PHI	3	19	4	21.05	0.00	0	2	0.00	2	0.67	11	7	63.64	0	0.00
136.	Tan Tze Wen Thaddeus (77)	SGP	3	5	1	20.00	0.00	0	2	0.00	2	0.67	0	0	0.00	2	0.71
137.	Mock Moritz (8)	SUI	3	4	2	50.00	0.00	0	2	0.00	2	0.67	0	0	0.00	2	0.71
138.	Meier Christoph (25)	SUI	3	14	5	35.71	0.00	0	2	0.00	2	0.67	14	8	57.14	0	0.00
139.	Känzig Deny (77)	SUI	3	3	1	33.33	0.00	0	2	0.00	2	0.67	0	0	0.00	0	0.00
140.	Samuelsson Johan (2)	SWE	3	4	2	50.00	0.00	0	2	0.00	2	0.67	4	2	50.00	2	0.71
141.	Ratanaprathum Aphichet (79)	THA	3	3	2	66.67	0.00	0	2	0.00	2	0.67	0	0	0.00	0	0.00
142.	Normann Mads (18)	NOR	4	3	1	33.33	0.00	0	2	0.00	2	0.50	0	0	0.00	0	0.00
143.	Grønli Andreas (19)	NOR	4	16	2	12.50	0.00	0	2	0.00	2	0.50	0	0	0.00	0	0.00
144.	Turwoń Mateusz (88)	POL	4	11	4	36.36	0.00	0	2	0.00	2	0.50	0	0	0.00	2	0.71
145.	Salo Nico (20)	FIN	3	7	1	14.29	100.00	1	0	0.29	1	0.33	4	1	25.00	0	0.00
146.	Böttcher Tim (15)	GER	4	1	1	100.00	100.00	1	0	0.29	1	0.25	0	0	0.00	0	0.00
147.	Gidske Daniel (3)	NOR	4	6	1	16.67	100.00	1	0	0.29	1	0.25	1	0	0.00	0	0.00
148.	Frafjord Fredrik Mohn (26)	NOR	4	2	1	50.00	100.00	1	0	0.29	1	0.25	1	0	0.00	0	0.00
149.	Łyskawa Jakub (13)	POL	4	7	1	14.29	100.00	1	0	0.29	1	0.25	1	0	0.00	2	0.71
150.	Koh Ye Shen (26)	SGP	3	3	1	33.33	100.00	1	0	0.29	1	0.33	13	4	30.77	0	0.00
151.	Rüegger Joel (22)	SUI	3	2	1	50.00	100.00	1	0	0.29	1	0.33	0	0	0.00	0	0.00
152.	Hatala Šimon (47)	SVK	4	5	1	20.00	100.00	1	0	0.29	1	0.25	0	0	0.00	2	0.71

Event Statistics

Player Statistic			Games	Shots				Goals			Scorer points		Bullies			Penalties	
	Player	Team	played	Total	on Goal	% on Goal	Efficiency (%)	scored	Assists	in %	Total	pt./game	Total	won	in %	Total (min)	in %
153.	Kozák Kristián (71)	SVK	4	3	1	33.33	100.00	1	0	0.29	1	0.25	2	1	50.00	2	0.71
154.	Schuschwary Erik (97)	GER	4	5	2	40.00	50.00	1	0	0.29	1	0.25	2	1	50.00	0	0.00
155.	Alicante Embile John (2)	PHI	3	5	2	40.00	50.00	1	0	0.29	1	0.33	0	0	0.00	0	0.00
156.	Pasupathy Kumaresa (34)	SGP	3	4	2	50.00	50.00	1	0	0.29	1	0.33	0	0	0.00	0	0.00
157.	Mahoney Patrick (13)	CAN	4	7	3	42.86	33.33	1	0	0.29	1	0.25	0	0	0.00	0	0.00
158.	Kisugite Martin (5)	CZE	3	4	3	75.00	33.33	1	0	0.29	1	0.33	0	0	0.00	0	0.00
159.	Dalkvist Jannik (18)	DEN	4	12	3	25.00	33.33	1	0	0.29	1	0.25	3	2	66.67	0	0.00
160.	Rantala Joonas (70)	FIN	3	11	3	27.27	33.33	1	0	0.29	1	0.33	1	1	100.00	0	0.00
161.	Szalański Kacper (27)	POL	4	8	3	37.50	33.33	1	0	0.29	1	0.25	0	0	0.00	0	0.00
162.	Brillard Tim (66)	SUI	3	6	3	50.00	33.33	1	0	0.29	1	0.33	9	5	55.56	0	0.00
163.	Kreysa Jonáš (26)	CZE	3	9	4	44.44	25.00	1	0	0.29	1	0.33	0	0	0.00	2	0.71
164.	Hedegaard Daniel (7)	DEN	4	10	4	40.00	25.00	1	0	0.29	1	0.25	6	6	100.00	2	0.71
165.	Sadolewski Łukasz (29)	POL	4	7	4	57.14	25.00	1	0	0.29	1	0.25	1	0	0.00	2	0.71
166.	Gajdoš Matúš (38)	SVK	2	9	4	44.44	25.00	1	0	0.29	1	0.50	12	6	50.00	0	0.00
167.	Jursevskis Arturs (41)	LAT	4	9	5	55.56	20.00	1	0	0.29	1	0.25	0	0	0.00	0	0.00
168.	Kerdsawangwong Liam (67)	THA	2	13	5	38.46	20.00	1	0	0.29	1	0.50	1	0	0.00	4	1.43
169.	Enström Rasmus (17)	SWE	3	10	6	60.00	16.67	1	0	0.29	1	0.33	5	2	40.00	0	0.00
170.	Kvasnica Tomáš (93)	SVK	4	21	8	38.10	12.50	1	0	0.29	1	0.25	1	1	100.00	2	0.71
171.	Tokoš Martin (20)	CZE	3	18	9	50.00	11.11	1	0	0.29	1	0.33	1	0	0.00	2	0.71
172.	Mortensen Nyholm Mathias (10)	DEN	4	18	10	55.56	10.00	1	0	0.29	1	0.25	1	0	0.00	0	0.00
173.	Noel Jordan (36)	AUS	3	7	2	28.57	0.00	0	1	0.00	1	0.33	0	0	0.00	2	0.71
174.	Forman Filip (12)	CZE	3	9	2	22.22	0.00	0	1	0.00	1	0.33	9	8	88.89	0	0.00
175.	Gruber Jakub (15)	CZE	3	3	2	66.67	0.00	0	1	0.00	1	0.33	0	0	0.00	4	1.43
176.	Šindler Matyáš (16)	CZE	3	2	1	50.00	0.00	0	1	0.00	1	0.33	0	0	0.00	0	0.00
177.	Lindfors Jesperi (14)	FIN	3	2	1	50.00	0.00	0	1	0.00	1	0.33	0	0	0.00	0	0.00
178.	Widurski Łukasz (16)	POL	3	3	1	33.33	0.00	0	1	0.00	1	0.33	0	0	0.00	0	0.00
179.	Sorreda Jenmark (10)	SGP	3	8	1	12.50	0.00	0	1	0.00	1	0.33	18	7	38.89	4	1.43
180.	R Sathish (31)	SGP	3	5	3	60.00	0.00	0	1	0.00	1	0.33	2	0	0.00	0	0.00
181.	Ahrén Hampus (23)	SWE	3	3	1	33.33	0.00	0	1	0.00	1	0.33	18	10	55.56	2	0.71
182.	Nilsberth Robin (97)	SWE	3	10	2	20.00	0.00	0	1	0.00	1	0.33	6	5	83.33	2	0.71
183.	Laquerre Justin (10)	CAN	4	4	1	25.00	0.00	0	1	0.00	1	0.25	1	1	100.00	0	0.00

Event Statistics

Player Statistic			Games	Shots				Goals			Scorer points		Bullies			Penalties	
	Player	Team	played	Total	on Goal	% on Goal	Efficiency (%)	scored	Assists	in %	Total	pt./game	Total	won	in %	Total (min)	in %
184.	Lumiala Eetu (67)	CAN	4	15	3	20.00	0.00	0	1	0.00	1	0.25	0	0	0.00	2	0.71
185.	Hudson Michael (86)	CAN	4	1	1	100.00	0.00	0	1	0.00	1	0.25	0	0	0.00	0	0.00
186.	Lehnert Simon (2)	DEN	4	3	1	33.33	0.00	0	1	0.00	1	0.25	3	1	33.33	0	0.00
187.	Madsen Zimon (24)	DEN	4	8	4	50.00	0.00	0	1	0.00	1	0.25	0	0	0.00	2	0.71
188.	Unga Gerdo (88)	EST	4	4	1	25.00	0.00	0	1	0.00	1	0.25	0	0	0.00	0	0.00
189.	Herlt Sascha (19)	GER	4	1	0	0.00	0.00	0	1	0.00	1	0.25	13	5	38.46	0	0.00
190.	Kühl Flemming (21)	GER	4	3	2	66.67	0.00	0	1	0.00	1	0.25	0	0	0.00	0	0.00
191.	Akmenlauks Toms (19)	LAT	4	10	3	30.00	0.00	0	1	0.00	1	0.25	4	1	25.00	2	0.71
192.	Purins Edgars (27)	LAT	4	13	2	15.38	0.00	0	1	0.00	1	0.25	3	1	33.33	2	0.71
193.	Solheim Tobias (17)	NOR	4	0	0	0.00	0.00	0	1	0.00	1	0.25	0	0	0.00	0	0.00
194.	Søfting Erlend Vestby (20)	NOR	4	5	3	60.00	0.00	0	1	0.00	1	0.25	0	0	0.00	2	0.71
195.	Sadolewski Mateusz (25)	POL	4	9	1	11.11	0.00	0	1	0.00	1	0.25	0	0	0.00	2	0.71
196.	Krawczyk Robert (89)	POL	4	5	3	60.00	0.00	0	1	0.00	1	0.25	0	0	0.00	0	0.00
197.	Kelemen Samuel (10)	SVK	4	1	0	0.00	0.00	0	1	0.00	1	0.25	0	0	0.00	0	0.00
198.	Noney David (3)	AUS	3	0	0	0.00	0.00	0	0	0.00	0	0.00	0	0	0.00	0	0.00
199.	Salt Jonathan (9)	AUS	3	1	0	0.00	0.00	0	0	0.00	0	0.00	0	0	0.00	0	0.00
200.	Staindl Raymond (10)	AUS	3	1	0	0.00	0.00	0	0	0.00	0	0.00	0	0	0.00	0	0.00
201.	Smith Oscar (14)	AUS	3	2	2	100.00	0.00	0	0	0.00	0	0.00	0	0	0.00	0	0.00
202.	Hemmi Ben (17)	AUS	3	1	0	0.00	0.00	0	0	0.00	0	0.00	0	0	0.00	0	0.00
203.	Clairs Samuel (20)	AUS	3	0	0	0.00	0.00	0	0	0.00	0	0.00	0	0	0.00	2	0.71
204.	Staindl Gavin (27)	AUS	3	4	1	25.00	0.00	0	0	0.00	0	0.00	5	2	40.00	2	0.71
205.	Knox Lyttle Tobias (29)	AUS	3	0	0	0.00	0.00	0	0	0.00	0	0.00	0	0	0.00	0	0.00
206.	Keene Jack (35)	AUS	3	2	1	50.00	0.00	0	0	0.00	0	0.00	0	0	0.00	0	0.00
207.	Clutterbuck Dylan (63)	AUS	3	11	4	36.36	0.00	0	0	0.00	0	0.00	0	0	0.00	6	2.14
208.	Daly James (8)	CAN	4	2	1	50.00	0.00	0	0	0.00	0	0.00	0	0	0.00	0	0.00
209.	Bowden Stuart (12)	CAN	4	1	0	0.00	0.00	0	0	0.00	0	0.00	0	0	0.00	0	0.00
210.	Jette Alex (50)	CAN	4	0	0	0.00	0.00	0	0	0.00	0	0.00	0	0	0.00	0	0.00
211.	Lavergne Francis (51)	CAN	4	5	3	60.00	0.00	0	0	0.00	0	0.00	0	0	0.00	2	0.71
212.	Punčochář Lukáš (4)	CZE	3	7	3	42.86	0.00	0	0	0.00	0	0.00	0	0	0.00	0	0.00
213.	Hemerka Adam (9)	CZE	3	7	3	42.86	0.00	0	0	0.00	0	0.00	2	2	100.00	2	0.71
214.	Ondrušek Tom (25)	CZE	3	2	2	100.00	0.00	0	0	0.00	0	0.00	0	0	0.00	0	0.00

Event Statistics

Player Statistic			Games	Shots				Goals			Scorer points		Bullies			Penalties	
	Player	Team	played	Total	on Goal	% on Goal	Efficiency (%)	scored	Assists	in %	Total	pt./game	Total	won	in %	Total (min)	in %
215.	Kleczewski Andreas (3)	DEN	4	5	3	60.00	0.00	0	0	0.00	0	0.00	4	0	0.00	0	0.00
216.	Holmberg Ford Elias (4)	DEN	4	5	0	0.00	0.00	0	0	0.00	0	0.00	0	0	0.00	0	0.00
217.	Falkenberg Møller Patrick (8)	DEN	4	6	2	33.33	0.00	0	0	0.00	0	0.00	0	0	0.00	0	0.00
218.	Winther Malthe (16)	DEN	4	3	1	33.33	0.00	0	0	0.00	0	0.00	0	0	0.00	0	0.00
219.	Holmsteen Christian (63)	DEN	4	8	2	25.00	0.00	0	0	0.00	0	0.00	4	0	0.00	0	0.00
220.	Talviste Morten (51)	EST	4	2	1	50.00	0.00	0	0	0.00	0	0.00	0	0	0.00	10	3.57
221.	Astala Aaro (2)	FIN	2	2	2	100.00	0.00	0	0	0.00	0	0.00	0	0	0.00	0	0.00
222.	Lamminen Janne (17)	FIN	3	8	0	0.00	0.00	0	0	0.00	0	0.00	0	0	0.00	0	0.00
223.	Pylsy Joonas (19)	FIN	1	0	0	0.00	0.00	0	0	0.00	0	0.00	0	0	0.00	0	0.00
224.	Stenfors Lauri (30)	FIN	2	3	2	66.67	0.00	0	0	0.00	0	0.00	0	0	0.00	0	0.00
225.	Akola Eemeli (32)	FIN	3	2	0	0.00	0.00	0	0	0.00	0	0.00	0	0	0.00	2	0.71
226.	Lehkosuo Otto (81)	FIN	3	7	3	42.86	0.00	0	0	0.00	0	0.00	0	0	0.00	0	0.00
227.	Jordan Vincent (14)	GER	4	1	1	100.00	0.00	0	0	0.00	0	0.00	0	0	0.00	0	0.00
228.	Rutz Niklas (45)	GER	4	5	3	60.00	0.00	0	0	0.00	0	0.00	0	0	0.00	2	0.71
229.	Weigelt Phillip (65)	GER	4	1	0	0.00	0.00	0	0	0.00	0	0.00	0	0	0.00	2	0.71
230.	Orste Ralfs (2)	LAT	4	2	2	100.00	0.00	0	0	0.00	0	0.00	1	0	0.00	0	0.00
231.	Tutans Oskars (5)	LAT	4	0	0	0.00	0.00	0	0	0.00	0	0.00	1	1	100.00	0	0.00
232.	Savins Armands (12)	LAT	4	5	3	60.00	0.00	0	0	0.00	0	0.00	0	0	0.00	2	0.71
233.	Griezitis Gustavs (20)	LAT	4	0	0	0.00	0.00	0	0	0.00	0	0.00	0	0	0.00	0	0.00
234.	Anis Daniels Janis (33)	LAT	4	7	3	42.86	0.00	0	0	0.00	0	0.00	0	0	0.00	0	0.00
235.	Keišs Jēkabs (58)	LAT	4	1	0	0.00	0.00	0	0	0.00	0	0.00	1	0	0.00	0	0.00
236.	Smits Kevins (61)	LAT	4	14	5	35.71	0.00	0	0	0.00	0	0.00	3	1	33.33	0	0.00
237.	Kalnietis Valters (62)	LAT	4	1	1	100.00	0.00	0	0	0.00	0	0.00	1	0	0.00	0	0.00
238.	Bye Patrick (8)	NOR	4	0	0	0.00	0.00	0	0	0.00	0	0.00	1	0	0.00	0	0.00
239.	Laasonen Philip (9)	NOR	4	14	6	42.86	0.00	0	0	0.00	0	0.00	0	0	0.00	0	0.00
240.	Fauskanger Sander (16)	NOR	4	6	2	33.33	0.00	0	0	0.00	0	0.00	0	0	0.00	0	0.00
241.	Jansen Simen (21)	NOR	4	0	0	0.00	0.00	0	0	0.00	0	0.00	0	0	0.00	0	0.00
242.	Kvisvik Martin (25)	NOR	4	9	0	0.00	0.00	0	0	0.00	0	0.00	1	1	100.00	2	0.71
243.	Esguerra Rhodell (5)	PHI	3	3	1	33.33	0.00	0	0	0.00	0	0.00	3	1	33.33	2	0.71
244.	Hinder Mathias (6)	PHI	3	2	0	0.00	0.00	0	0	0.00	0	0.00	2	0	0.00	0	0.00

Event Statistics

Player Statistic			Games	Shots				Goals			Scorer points		Bullies			Penalties	
	Player	Team	played	Total	on Goal	% on Goal	Efficiency (%)	scored	Assists	in %	Total	pt./game	Total	won	in %	Total (min)	in %
245.	Jandelius Del Valle Kristofer (7)	PHI	3	0	0	0.00	0.00	0	0	0.00	0	0.00	1	0	0.00	0	0.00
246.	Öjvall Perez Lucas (13)	PHI	3	5	0	0.00	0.00	0	0	0.00	0	0.00	1	0	0.00	0	0.00
247.	Schoutze Castrillo Christian (16)	PHI	3	4	2	50.00	0.00	0	0	0.00	0	0.00	0	0	0.00	2	0.71
248.	Hinder Patrick (18)	PHI	3	0	0	0.00	0.00	0	0	0.00	0	0.00	0	0	0.00	0	0.00
249.	Jeppsson Escabel Fredrik (19)	PHI	3	5	1	20.00	0.00	0	0	0.00	0	0.00	0	0	0.00	2	0.71
250.	Holland Bernardo Christofer (21)	PHI	3	0	0	0.00	0.00	0	0	0.00	0	0.00	0	0	0.00	2	0.71
251.	Dahmén Cantos Fredrik (33)	PHI	3	0	0	0.00	0.00	0	0	0.00	0	0.00	0	0	0.00	0	0.00
252.	Hedblom Michael (36)	PHI	3	5	2	40.00	0.00	0	0	0.00	0	0.00	2	0	0.00	2	0.71
253.	Cortez Myllyperkiö Mattiece (66)	PHI	3	3	1	33.33	0.00	0	0	0.00	0	0.00	12	5	41.67	0	0.00
254.	Andersson Simon (77)	PHI	3	9	5	55.56	0.00	0	0	0.00	0	0.00	2	0	0.00	0	0.00
255.	Prochazka Jakub (10)	POL	4	2	1	50.00	0.00	0	0	0.00	0	0.00	0	0	0.00	0	0.00
256.	Surdyn Daniel (22)	POL	4	10	2	20.00	0.00	0	0	0.00	0	0.00	4	3	75.00	0	0.00
257.	Pelczarski Konrad (44)	POL	4	4	0	0.00	0.00	0	0	0.00	0	0.00	2	0	0.00	0	0.00
258.	Karl Ryan Micael (8)	SGP	2	6	1	16.67	0.00	0	0	0.00	0	0.00	0	0	0.00	2	0.71
259.	Singh Ishwarpal (14)	SGP	3	3	1	33.33	0.00	0	0	0.00	0	0.00	0	0	0.00	0	0.00
260.	Huang Junhong Sean (17)	SGP	3	3	0	0.00	0.00	0	0	0.00	0	0.00	9	0	0.00	0	0.00
261.	Ong Jun Ren Clement (28)	SGP	1	1	1	100.00	0.00	0	0	0.00	0	0.00	0	0	0.00	0	0.00
262.	Abdul Mohamad Haris (35)	SGP	3	3	2	66.67	0.00	0	0	0.00	0	0.00	1	0	0.00	0	0.00
263.	Cheang Jia Qing (83)	SGP	3	7	2	28.57	0.00	0	0	0.00	0	0.00	2	0	0.00	0	0.00
264.	Chan Yan Xun Alvan (91)	SGP	3	2	1	50.00	0.00	0	0	0.00	0	0.00	1	1	100.00	0	0.00
265.	Bischofberger Nicola (2)	SUI	3	7	2	28.57	0.00	0	0	0.00	0	0.00	0	0	0.00	0	0.00
266.	Conrad Nils Frederik (4)	SUI	3	3	0	0.00	0.00	0	0	0.00	0	0.00	0	0	0.00	2	0.71
267.	Camenisch Christoph (26)	SUI	3	1	1	100.00	0.00	0	0	0.00	0	0.00	0	0	0.00	0	0.00
268.	Graf Luca Valentino (33)	SUI	3	2	0	0.00	0.00	0	0	0.00	0	0.00	0	0	0.00	0	0.00
269.	Bürki Jan David (71)	SUI	3	8	4	50.00	0.00	0	0	0.00	0	0.00	0	0	0.00	0	0.00
270.	Virga Samuel (7)	SVK	4	5	2	40.00	0.00	0	0	0.00	0	0.00	12	4	33.33	0	0.00
271.	Kubovič Martin (8)	SVK	4	3	1	33.33	0.00	0	0	0.00	0	0.00	2	2	100.00	0	0.00
272.	Bačinský Vladimír (29)	SVK	4	4	1	25.00	0.00	0	0	0.00	0	0.00	0	0	0.00	0	0.00

Event Statistics

Player Statistic			Games	Shots				Goals			Scorer points		Bullies			Penalties	
	Player	Team	played	Total	on Goal	% on Goal	Efficiency (%)	scored	Assists	in %	Total	pt./game	Total	won	in %	Total (min)	in %
273.	Košarištan Jakub (61)	SVK	4	4	2	50.00	0.00	0	0	0.00	0	0.00	0	0	0.00	0	0.00
274.	Cvacho Richard (66)	SVK	4	3	0	0.00	0.00	0	0	0.00	0	0.00	6	1	16.67	2	0.71
275.	Miške Michal (77)	SVK	4	11	2	18.18	0.00	0	0	0.00	0	0.00	1	0	0.00	0	0.00
276.	Mirt Ladislav (89)	SVK	4	4	0	0.00	0.00	0	0	0.00	0	0.00	3	0	0.00	0	0.00
277.	Persson Ludwig (13)	SWE	3	13	4	30.77	0.00	0	0	0.00	0	0.00	5	2	40.00	0	0.00
278.	Ramirez Niklas (28)	SWE	3	0	0	0.00	0.00	0	0	0.00	0	0.00	0	0	0.00	0	0.00
279.	Dueankhao Natthawut (7)	THA	3	0	0	0.00	0.00	0	0	0.00	0	0.00	0	0	0.00	0	0.00
280.	Namsawang Prakasit (23)	THA	3	2	0	0.00	0.00	0	0	0.00	0	0.00	0	0	0.00	0	0.00
281.	Onsuk Watcharapon (28)	THA	3	6	1	16.67	0.00	0	0	0.00	0	0.00	1	0	0.00	0	0.00
282.	Narkprasert Chusak (41)	THA	3	14	4	28.57	0.00	0	0	0.00	0	0.00	5	3	60.00	2	0.71
283.	Hubinette Nils Lukas (71)	THA	3	3	0	0.00	0.00	0	0	0.00	0	0.00	0	0	0.00	0	0.00
284.	Singkawehon Thanaphol (88)	THA	3	1	0	0.00	0.00	0	0	0.00	0	0.00	0	0	0.00	0	0.00
285.	Promli Anothai (89)	THA	3	0	0	0.00	0.00	0	0	0.00	0	0.00	0	0	0.00	0	0.00
286.	Khambanlue Pheeraphong (92)	THA	2	6	2	33.33	0.00	0	0	0.00	0	0.00	0	0	0.00	0	0.00
287.	Noisai Theerawat (99)	THA	3	1	0	0.00	0.00	0	0	0.00	0	0.00	0	0	0.00	2	0.71
				3024	1296	42.86	26.85						919			278	

Sorted by:

1st scorer points

2nd scorer points per game

3rd goals scored

4th efficiency

Event Statistics

	Defense					Goal received									Total	Saves	Saves in %
	Body	Foot/Leg	Hand/Arm	Helmet	Total	behind the goal	between legs	distracted	missed	movement	no reaction	play around	transferred	Total			
1 Markus Jelsnes	24	6	22	1	53	1			7	11		3		22	75	53	70.67
28 Jakub Klobučník	6	3	9	2	20					4		1	2	7	27	20	74.07
30 Pascal Meier	9	2	11	1	23					7	1	1		9	32	23	71.88
35 Lassi Toriseva	4	5	8		17					4		1	1	6	23	17	73.91
31 Adam Kohút	14	9	17		40		1	2	3	4	2	1	3	16	56	40	71.43
74 Lukáš Bauer	5	8	13	1	27	1		1	1	1			2	6	33	27	81.82
77 Jan Lemke	23	17	24	4	68		2		2	13		3	6	26	94	68	72.34
1 Jussi Kursula	3	3	1		7					3		3	1	7	14	7	50.00
1 Markuss Pludums	2	8	11		21			1		3		1	7	12	33	21	63.64
89 Janis Salcevic	12	13	25	1	51		2		2	4	3	1		12	63	51	80.95
1 Jon Hedlund	8	7	9	1	25				3	2		1	1	7	32	25	78.13
20 Rainer Kalde	4	5	18	1	28			2	3		1	1	2	9	37	28	75.68
80 Hong Jie Jared Tan	14	8	10	2	34		2	1	3	4	2		2	14	48	34	70.83
2 Junwei Damien Wan	3	1	7	1	12				1	1	1	1		4	16	12	75.00
72 Yotsapong Chaiphong	14	7	22	1	44				9	6	2	3	7	27	71	44	61.97
72 Carl Bending-Sörling	2	3	6		11					2				2	13	11	84.62
1 Mike Trolle	14	3	16	1	34				2	6	1	1		10	44	34	77.27
91 Oskari Fälden	6	1	4		11						1	1		2	13	11	84.62
39 Kryštof Kasha	10	9	15	3	37				8	7	3		3	21	58	37	63.79
4 Benjamin Amdur	6	1	5	1	13				11	4	1	1	3	20	33	13	39.39
30 Martin Beneš	2	6	8	1	17			1		2			3	6	23	17	73.91
33 Jakub Udziela	2	10	5		17				3				4	7	24	17	70.83
29 Patrick Eder	0	2	4	0	6	0	0	1	0	0		0	2	3	9	6	66.67
1 Teng Wei Joshua Loh	6	17	9	1	33			1	4	3			4	12	45	33	73.33
1 Autthachai Sohtree		1	3		4		1			2	1		1	5	9	4	44.44
31 Ryan Alexandrakis	4	7	12		23			1	3				2	6	29	23	79.31
29 Patrik Nessbo	11	10	5	1	27	1	2	1	5	3			5	17	44	27	61.36

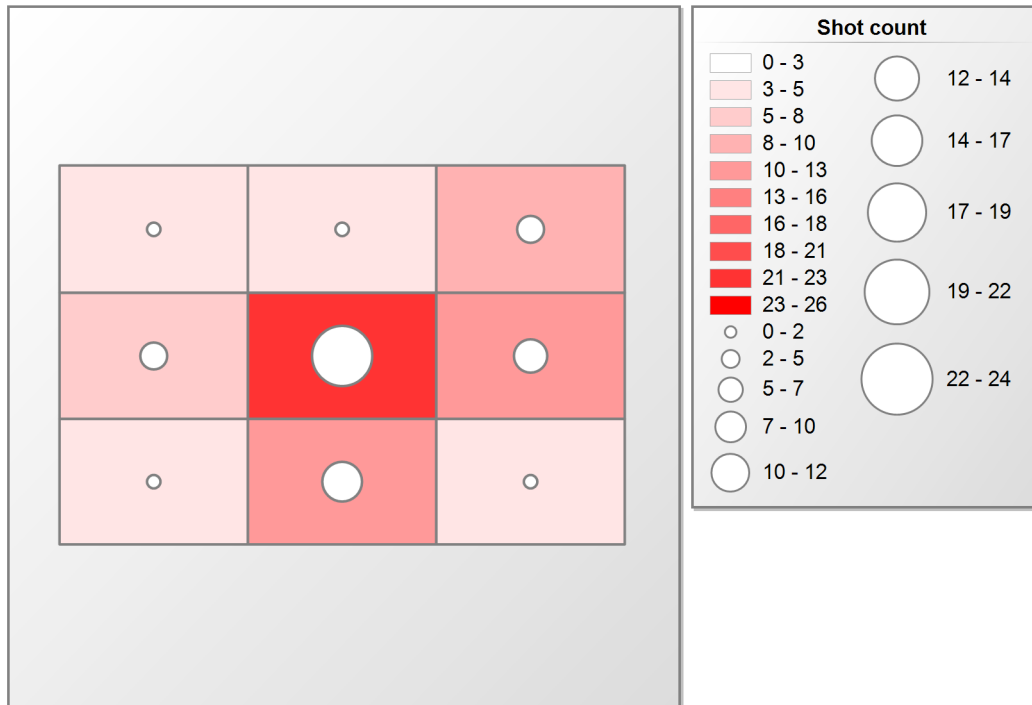
Event Statistics

91 Maciej Bogdański	18	13	15	1	47					10	1			11	58	47	81.03
92 Edwin Perry	8	2	19		29	1		1	1	2		1		6	35	29	82.86
88 Victor Lindberg	15	12	6		33					9	1			10	43	33	76.74
34 Rasmus Engelhardt	4	4	22		30				2		1		2	5	35	30	85.71
90 Daniel Vaigur	6	14	7	2	29					6			1	7	36	29	80.56
Total	259	217	368	27	871	4	10	13	73	123	22	25	64	334	1205	871	72.28

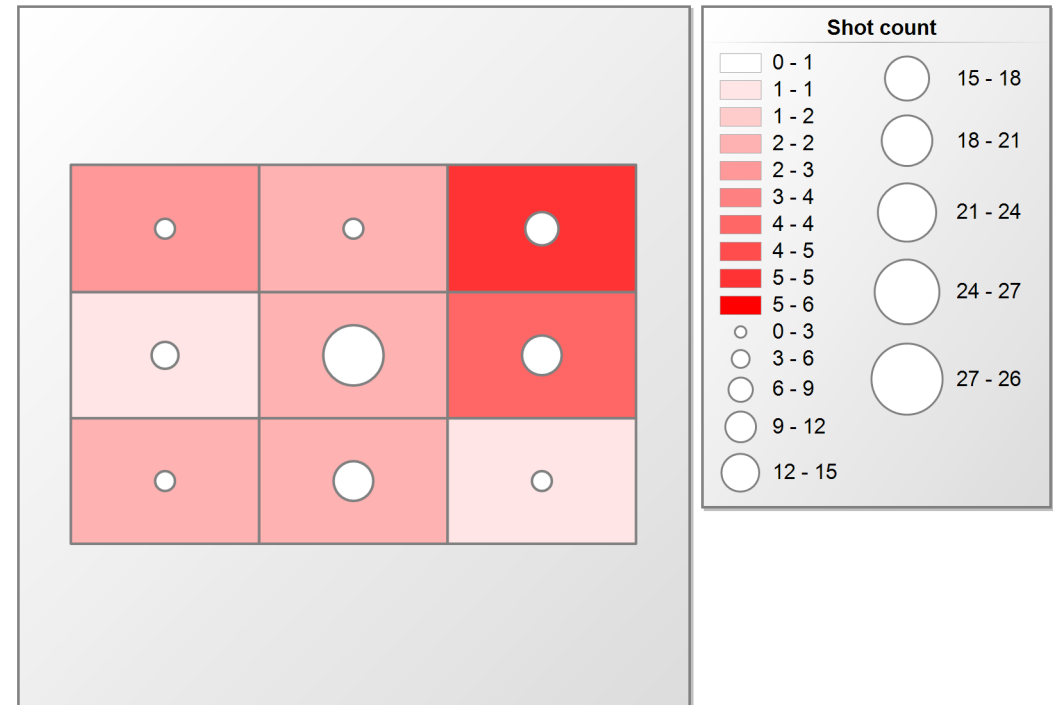
Event Statistics

	Defense					Goal received					Total	Saves	Saves in %
	Body	Foot/Leg	Hand/Arm	Helmet	Total	behind the goal	missed	movement	play around	Total			
1 Markus Jelsnes	24	6	22	1	53	1	7	11	3	22	75	53	70.67
Total	24	6	22	1	53	1	7	11	3	22	75	53	70.67

Shots and Saves



received Goals and shots

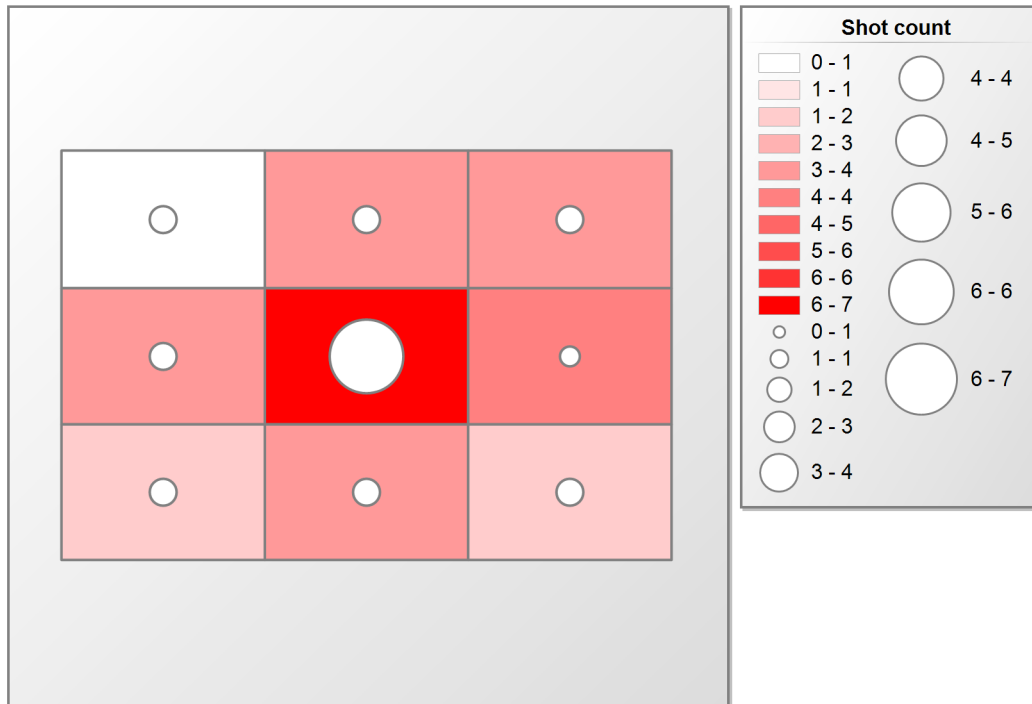


Event Statistics

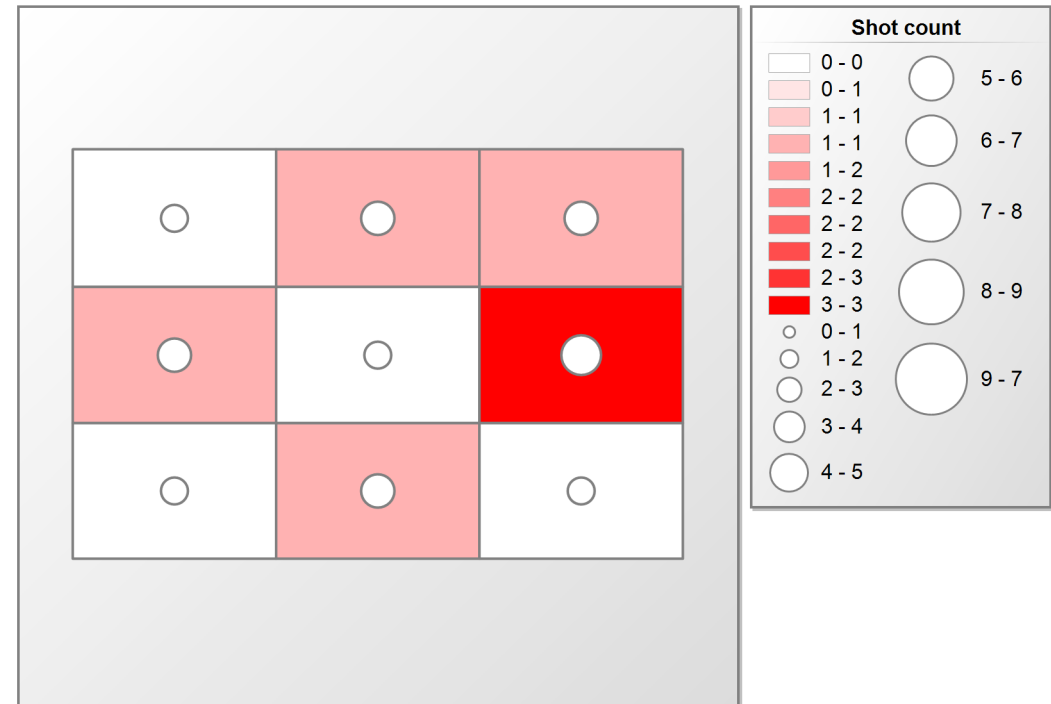


	Defense					Goal received				Total	Saves	Saves in %
	Body	Foot/Leg	Hand/Arm	Helmet	Total	movement	play around	transferred	Total			
28 Jakub Klobučník	6	3	9	2	20	4	1	2	7	27	20	74.07
Total	6	3	9	2	20	4	1	2	7	27	20	74.07

Shots and Saves



received Goals and shots

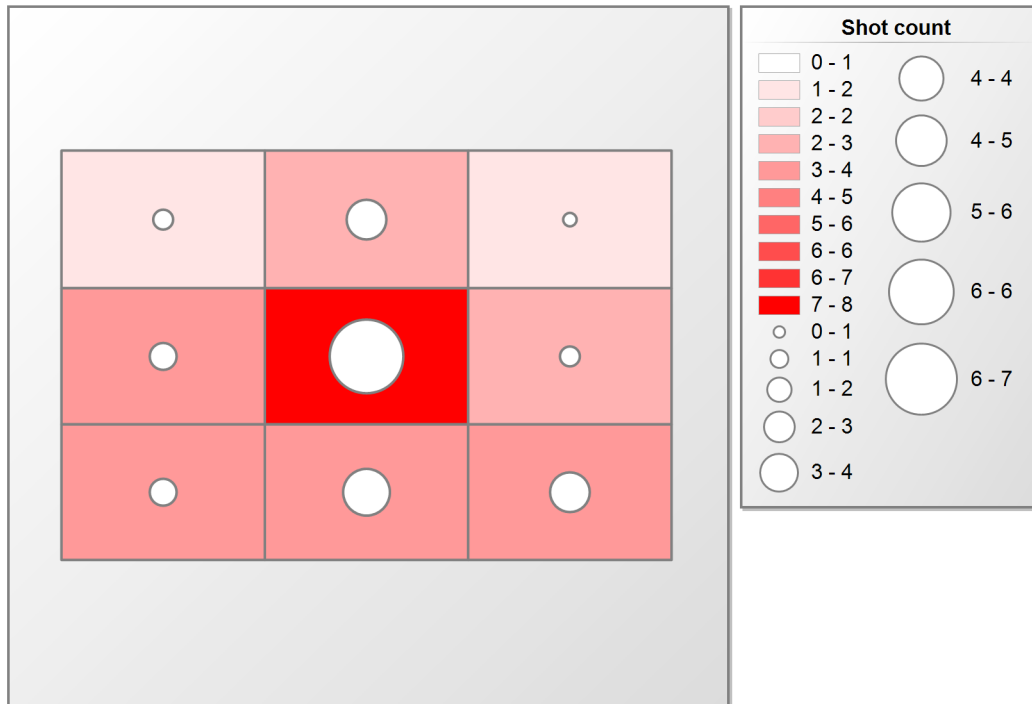


Event Statistics

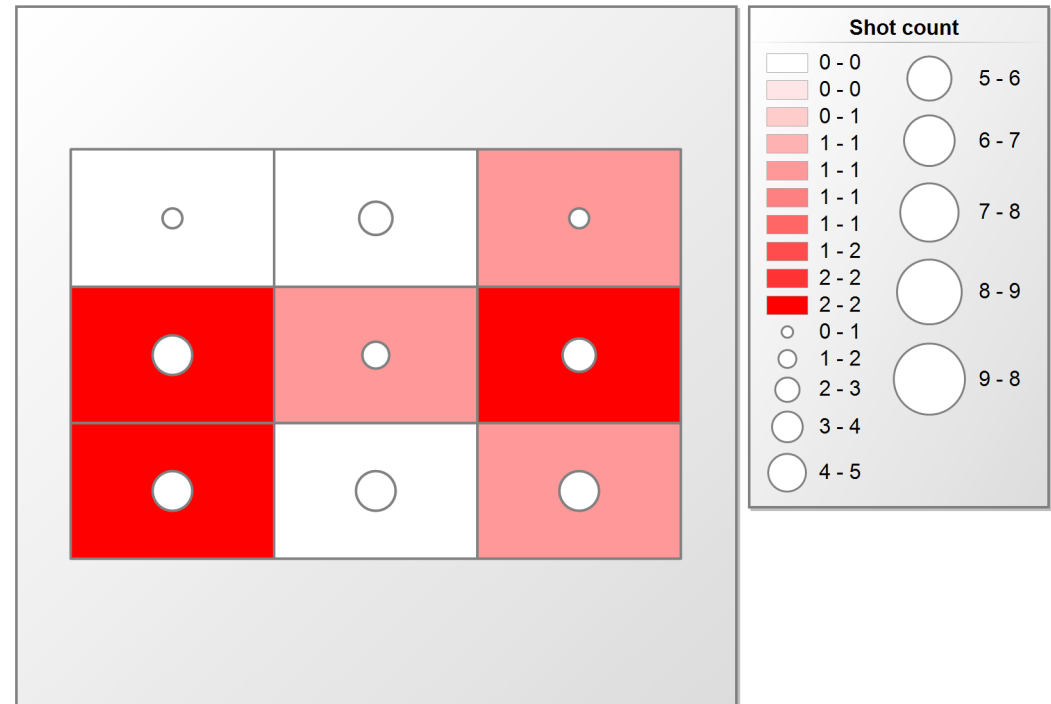


	Defense					Goal received				Total	Saves	Saves in %
	Body	Foot/Leg	Hand/Arm	Helmet	Total	movement	no reaction	play around	Total			
30 Pascal Meier	9	2	11	1	23	7	1	1	9	32	23	71.88
Total	9	2	11	1	23	7	1	1	9	32	23	71.88

Shots and Saves



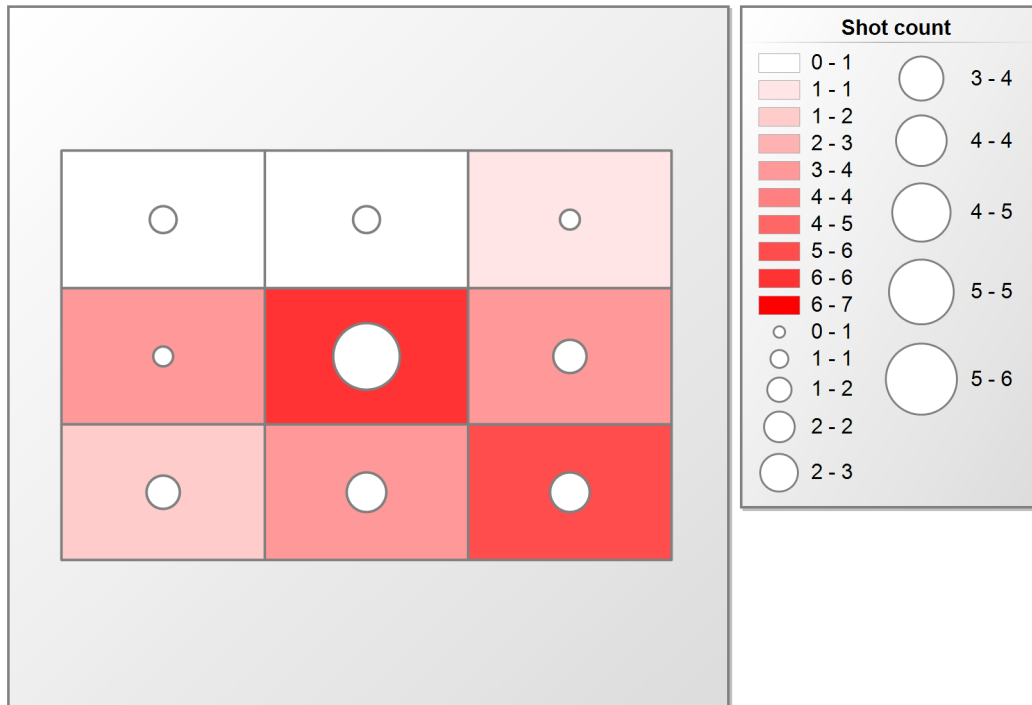
received Goals and shots



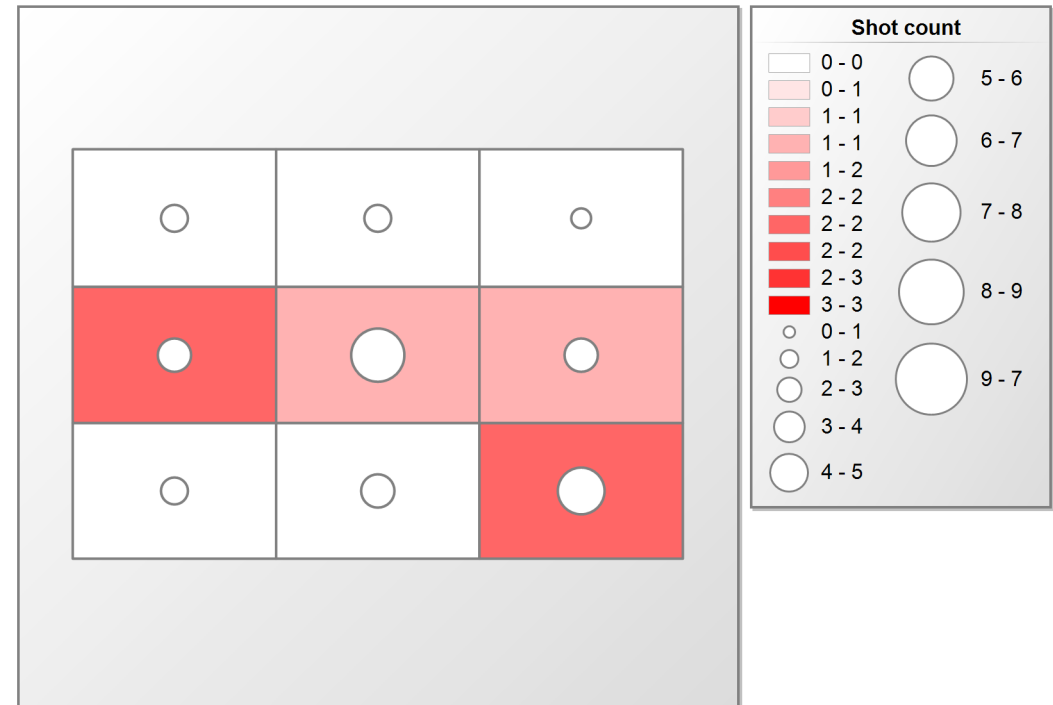
Event Statistics

	Defense				Goal received				Total	Saves	Saves in %
	Body	Foot/Leg	Hand/Arm	Total	movement	play around	transferred	Total			
35 Lassi Toriseva	4	5	8	17	4	1	1	6	23	17	73.91
Total	4	5	8	17	4	1	1	6	23	17	73.91

Shots and Saves



received Goals and shots

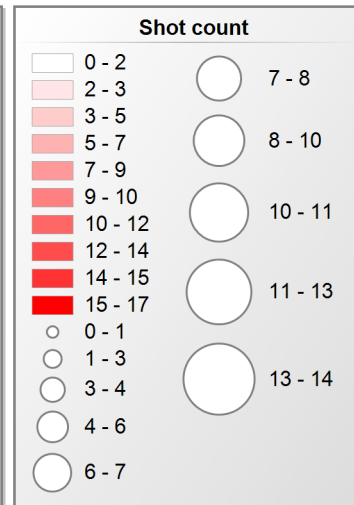
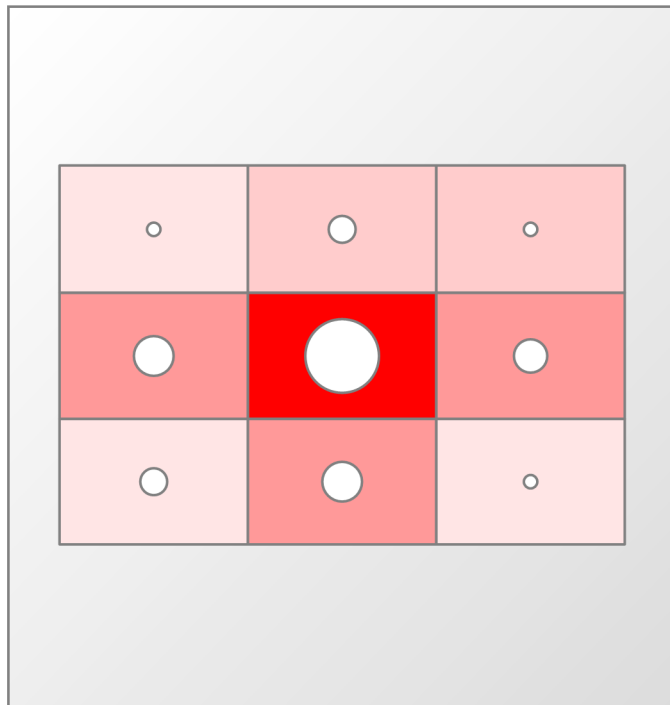


Event Statistics

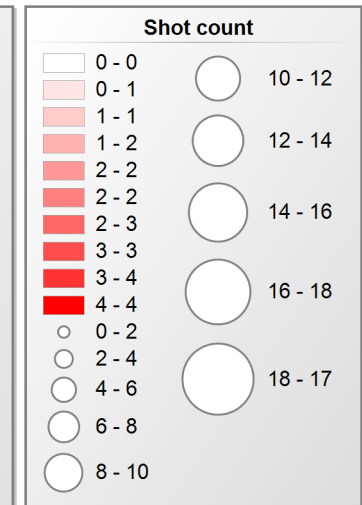
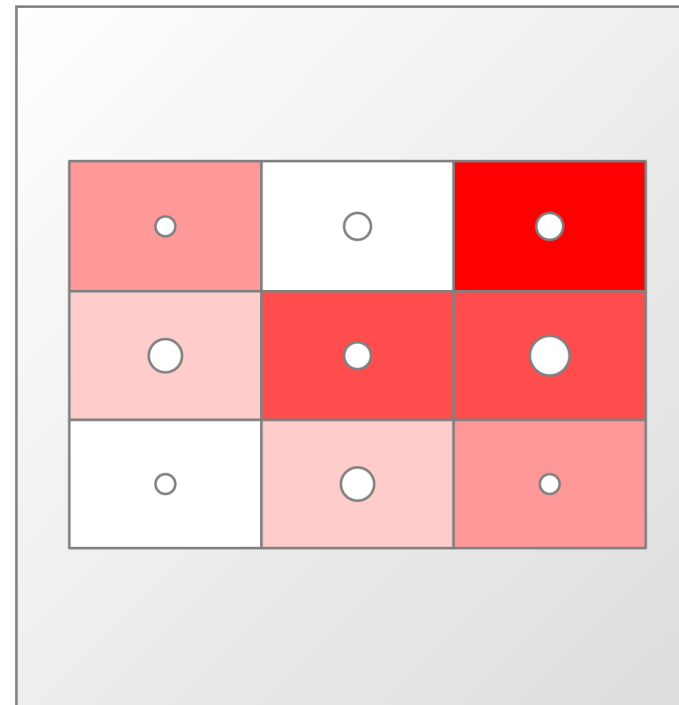


	Defense				Goal received								Total	Saves	Saves in %
	Body	Foot/Leg	Hand/Arm	Total	between legs	distracted	missed	movement	no reaction	play around	transferred	Total			
31 Adam Kohút	14	9	17	40	1	2	3	4	2	1	3	16	56	40	71.43
Total	14	9	17	40	1	2	3	4	2	1	3	16	56	40	71.43

Shots and Saves



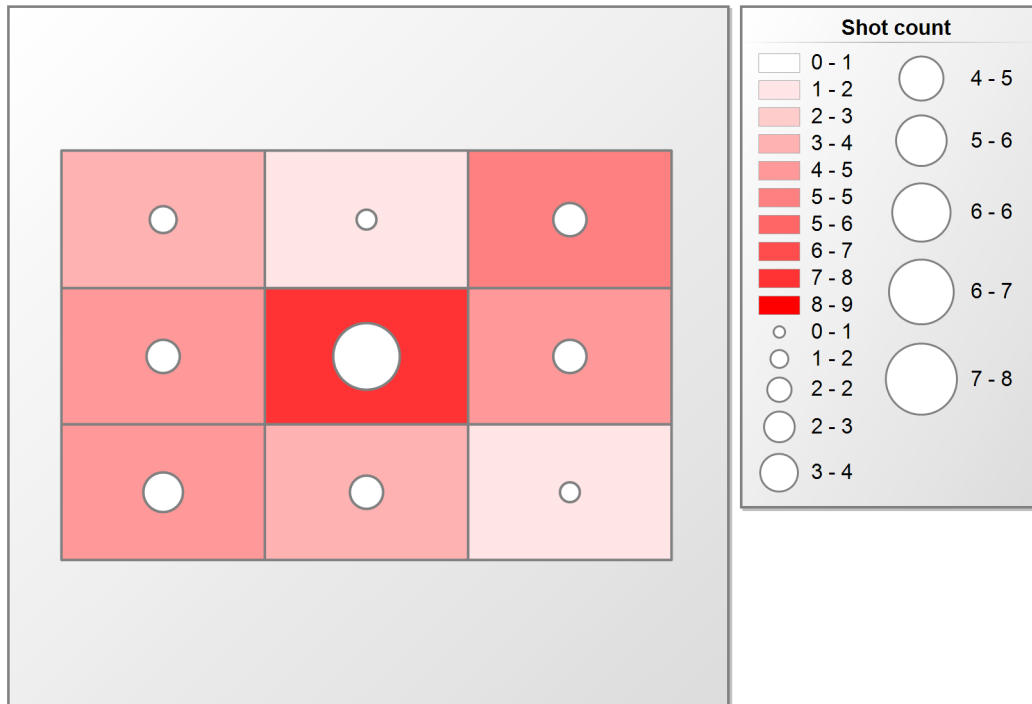
received Goals and shots



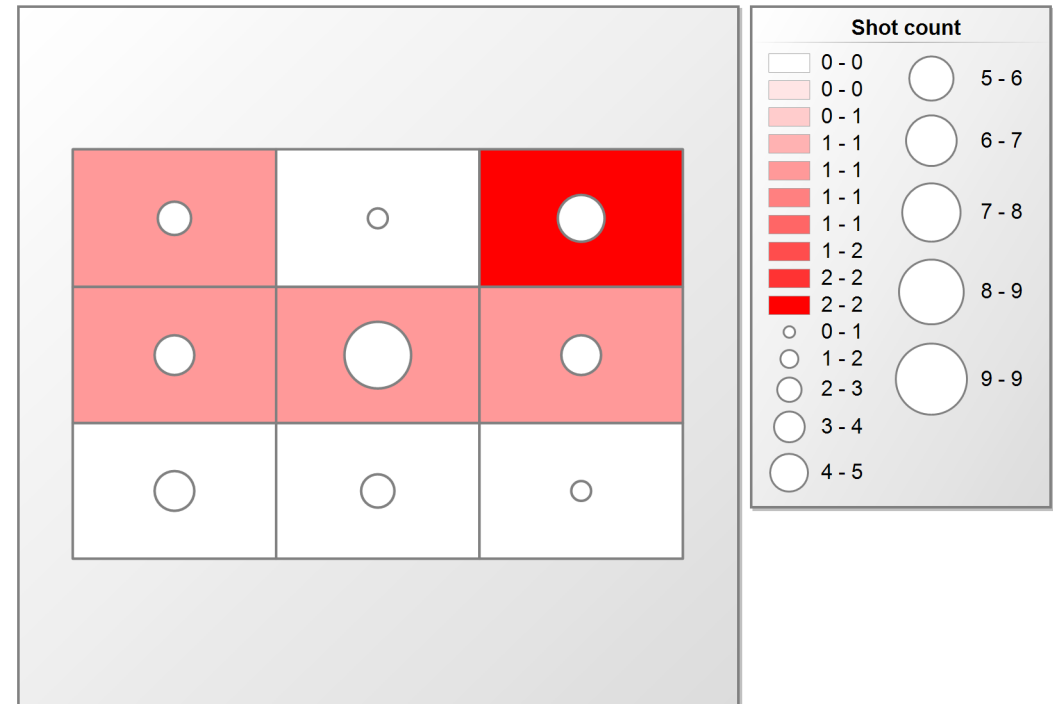
Event Statistics

	Defense					Goal received						Total	Saves	Saves in %
	Body	Foot/Leg	Hand/Arm	Helmet	Total	behind the goal	distracted	missed	movement	transferred	Total			
74 Lukáš Bauer	5	8	13	1	27	1	1	1	1	2	6	33	27	81.82
Total	5	8	13	1	27	1	1	1	1	2	6	33	27	81.82

Shots and Saves



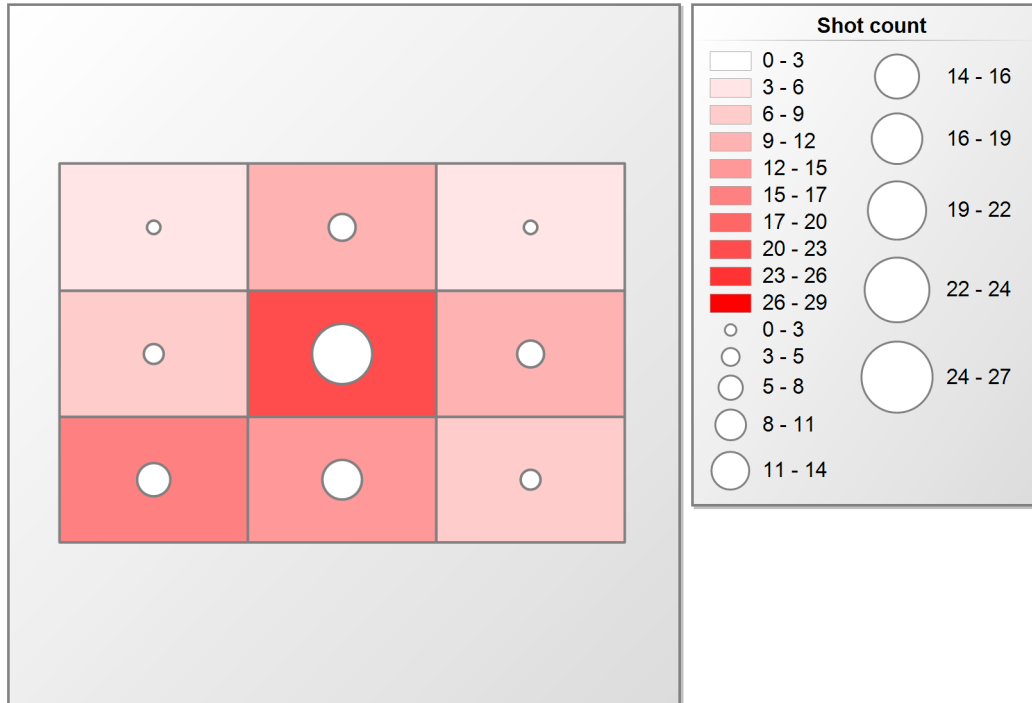
received Goals and shots



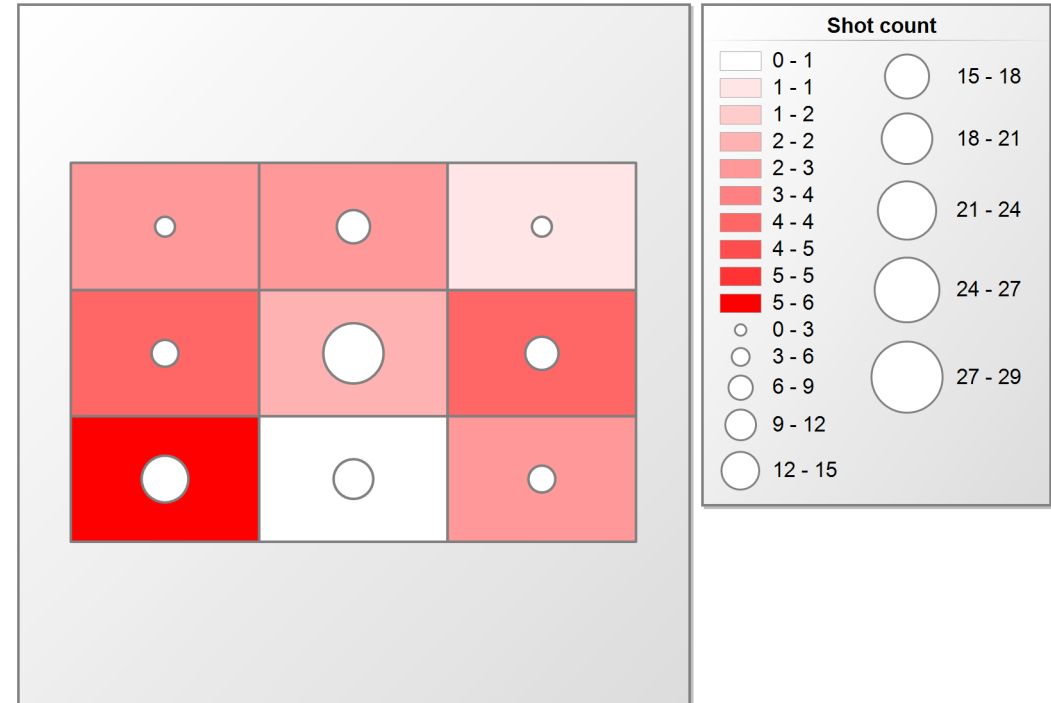
Event Statistics

	Defense					Goal received						Total	Saves	Saves in %
	Body	Foot/Leg	Hand/Arm	Helmet	Total	between legs	missed	movement	play around	transferred	Total			
77 Jan Lemke	23	17	24	4	68	2	2	13	3	6	26	94	68	72.34
Total	23	17	24	4	68	2	2	13	3	6	26	94	68	72.34

Shots and Saves



received Goals and shots

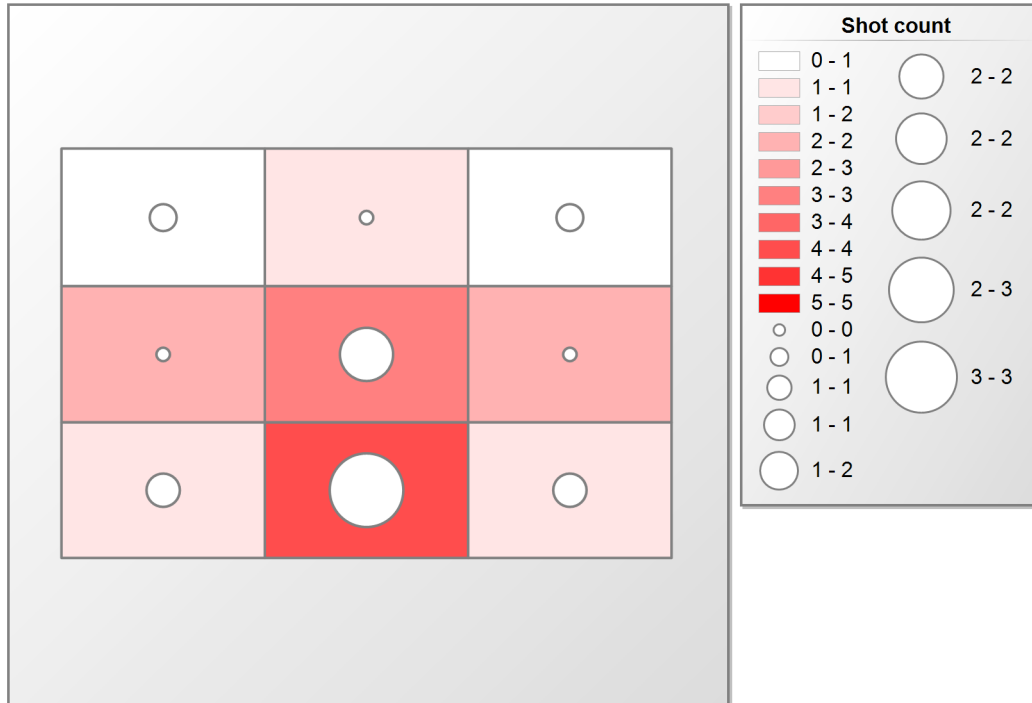


Event Statistics

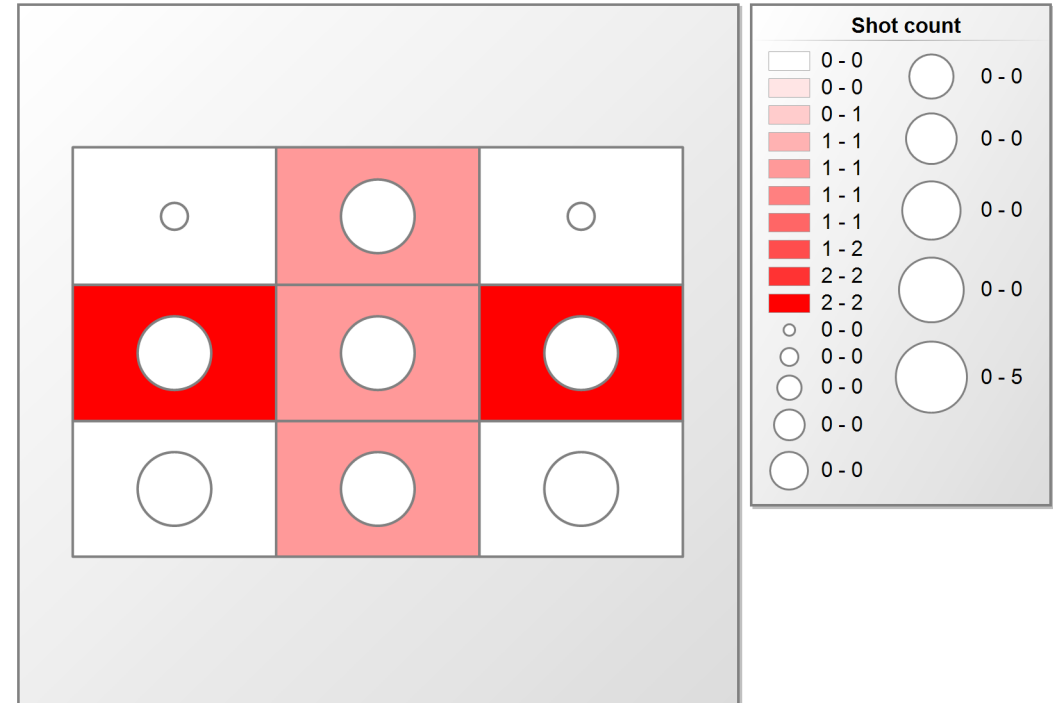


	Defense				Goal received				Total	Saves	Saves in %
	Body	Foot/Leg	Hand/Arm	Total	movement	play around	transferred	Total			
1 Jussi Kursula	3	3	1	7	3	3	1	7	14	7	50.00
Total	3	3	1	7	3	3	1	7	14	7	50.00

Shots and Saves



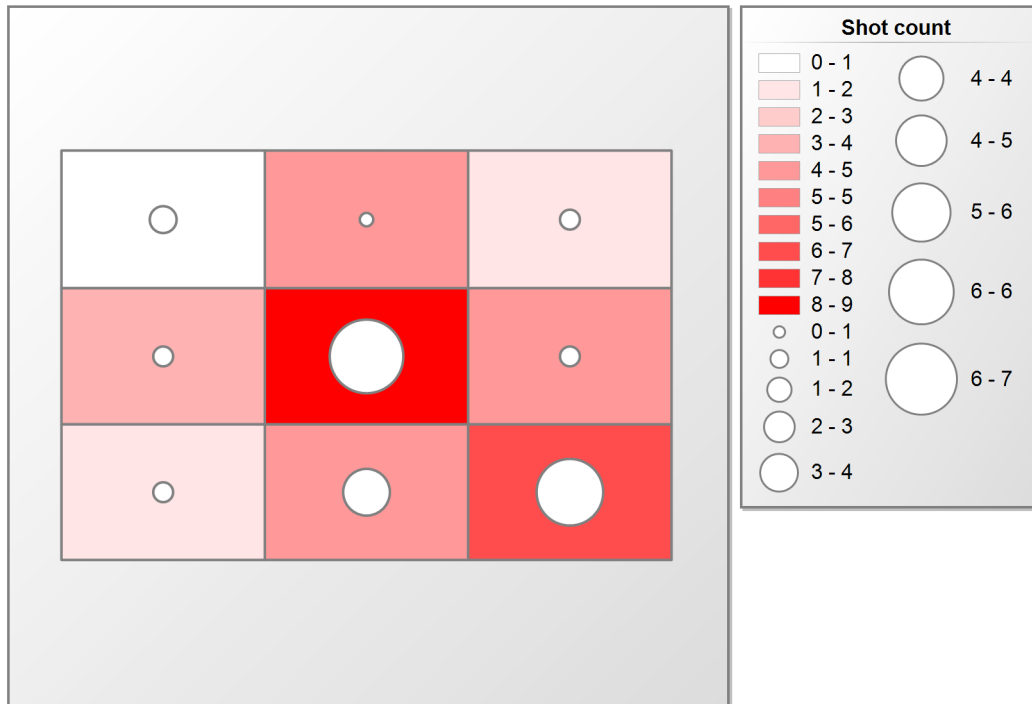
received Goals and shots



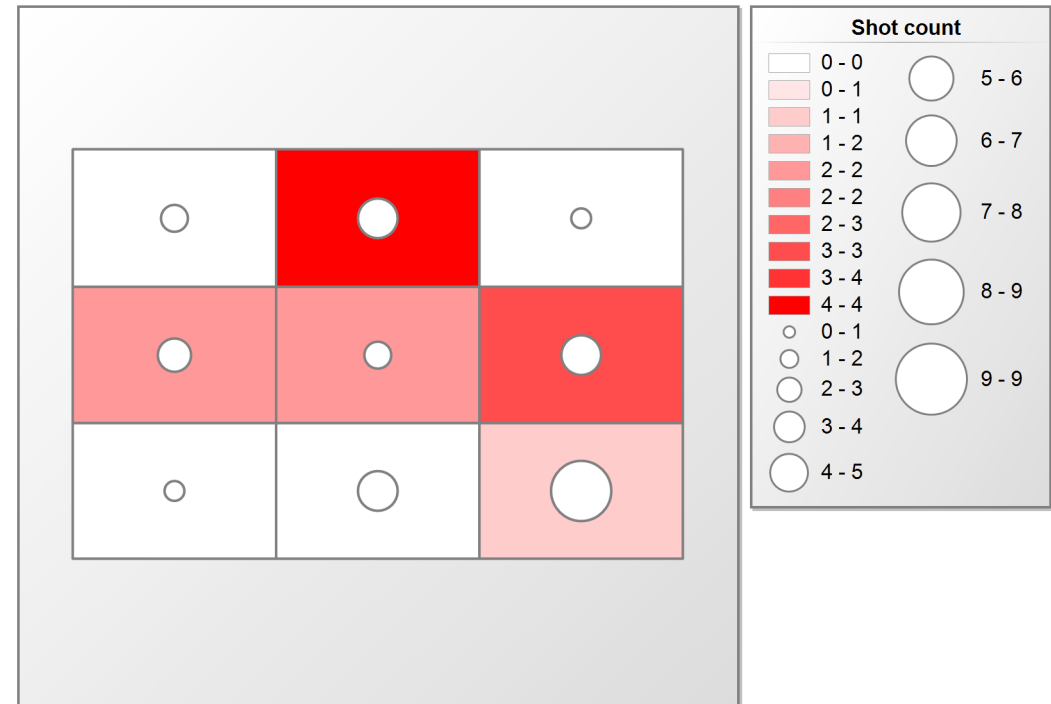
Event Statistics

	Defense				Goal received							
	Body	Foot/Leg	Hand/Arm	Total	distracted	movement	play around	transferred	Total	Total	Saves	Saves in %
1 Markuss Pludums	2	8	11	21	1	3	1	7	12	33	21	63.64
Total	2	8	11	21	1	3	1	7	12	33	21	63.64

Shots and Saves



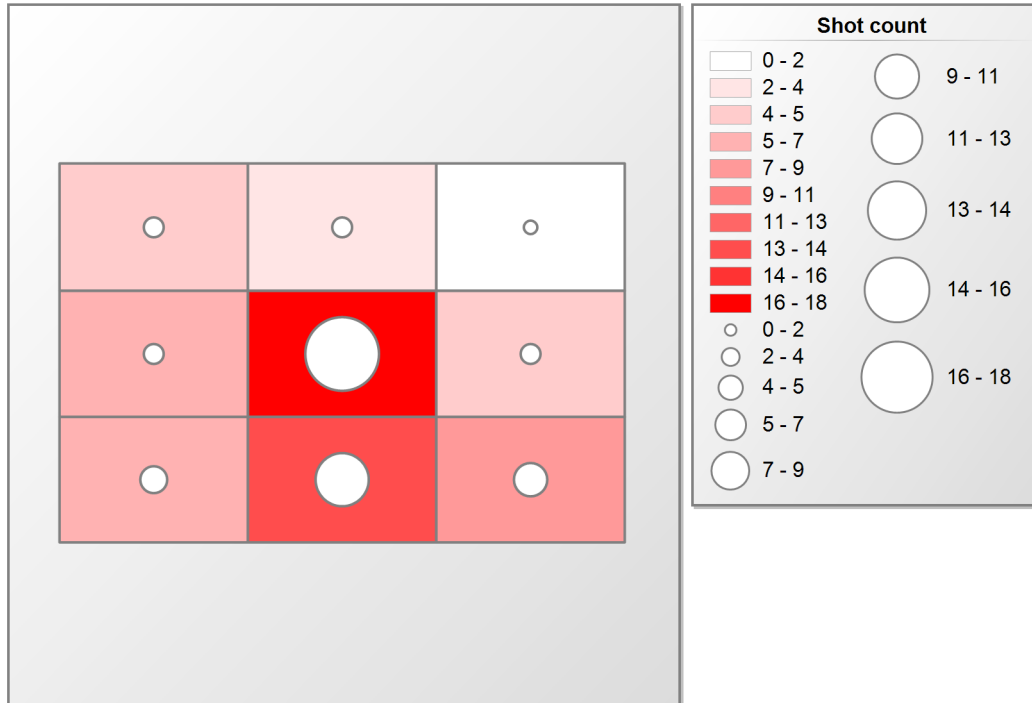
received Goals and shots



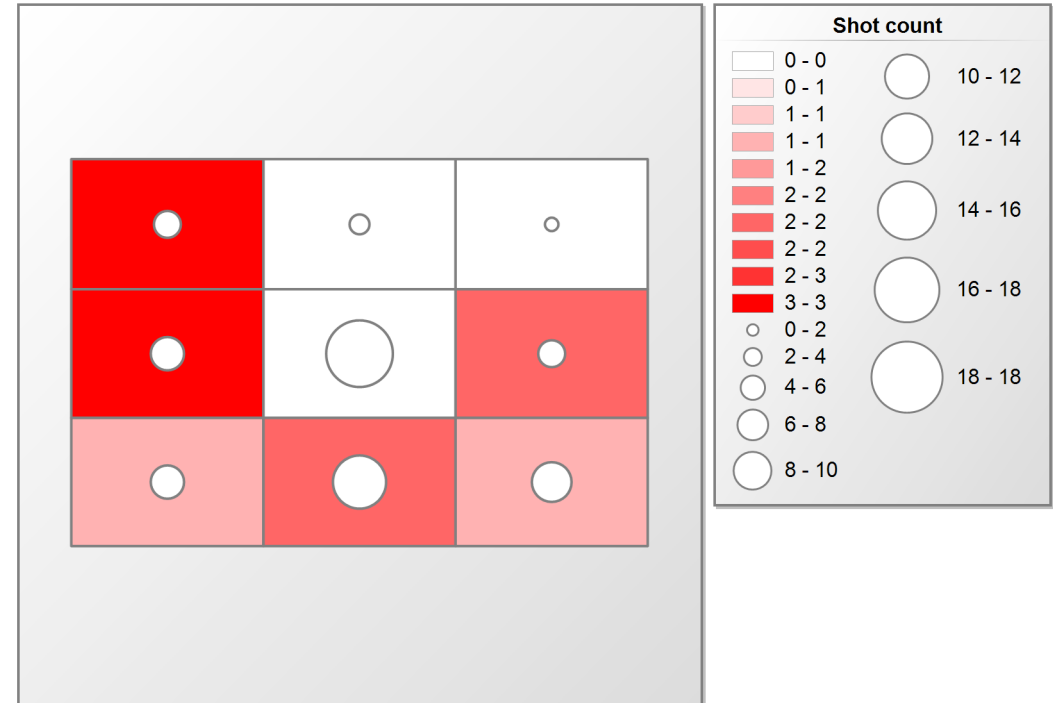
Event Statistics

	Defense					Goal received					Total	Saves	Saves in %	
	Body	Foot/Leg	Hand/Arm	Helmet	Total	between legs	missed	movement	no reaction	play around				Total
89 Janis Salcevic	12	13	25	1	51	2	2	4	3	1	12	63	51	80.95
Total	12	13	25	1	51	2	2	4	3	1	12	63	51	80.95

Shots and Saves



received Goals and shots

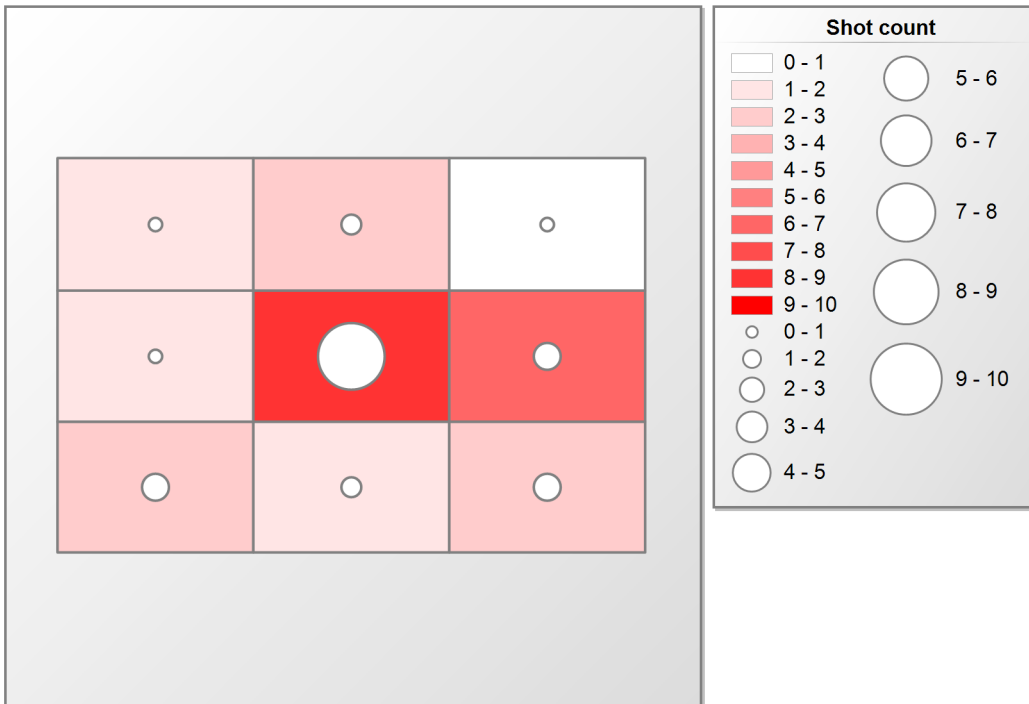


Event Statistics

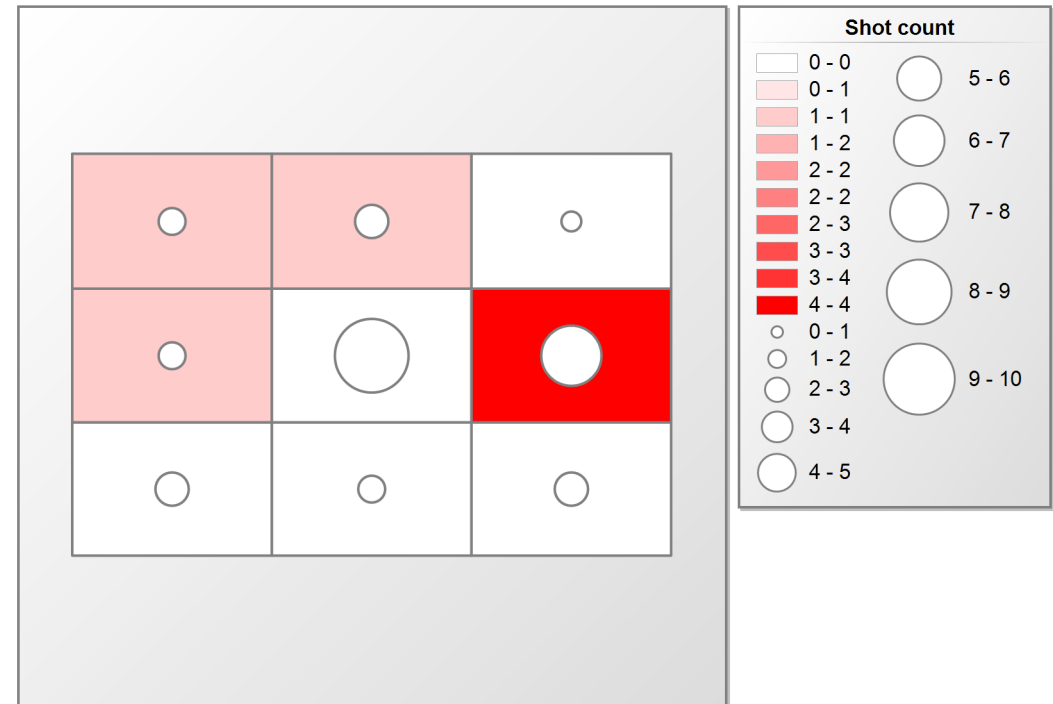


	Defense					Goal received					Total	Saves	Saves in %
	Body	Foot/Leg	Hand/Arm	Helmet	Total	missed	movement	play around	transferred	Total			
1 Jon Hedlund	8	7	9	1	25	3	2	1	1	7	32	25	78.13
Total	8	7	9	1	25	3	2	1	1	7	32	25	78.13

Shots and Saves



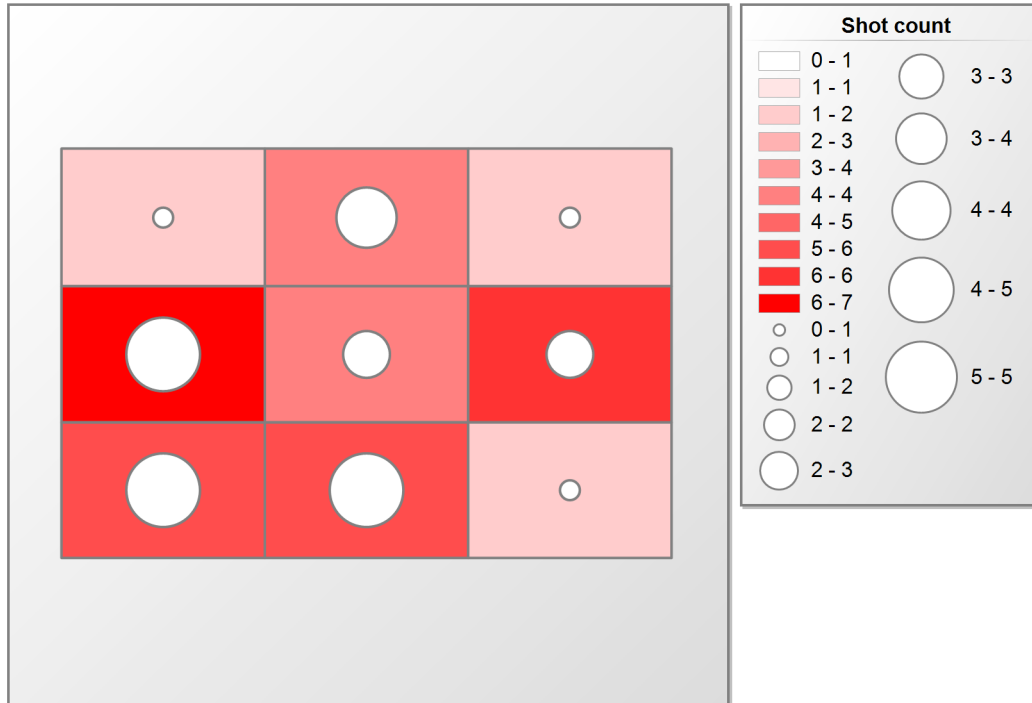
received Goals and shots



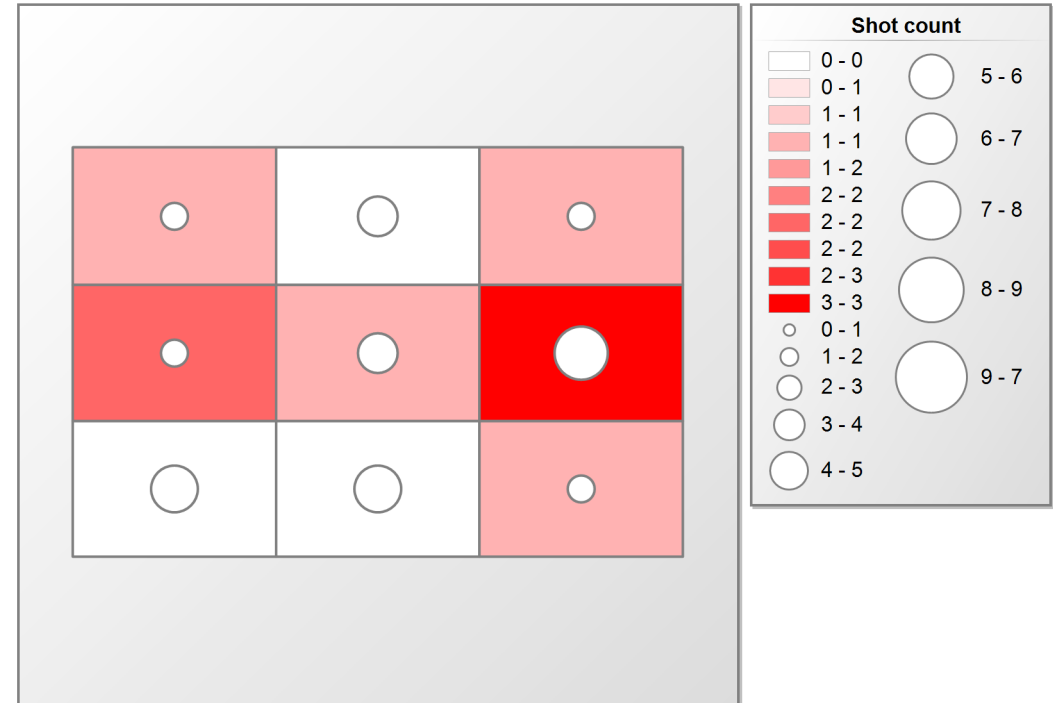
Event Statistics

	Defense					Goal received					Total	Saves	Saves in %	
	Body	Foot/Leg	Hand/Arm	Helmet	Total	distracted	missed	no reaction	play around	transferred				Total
20 Rainer Kalde	4	5	18	1	28	2	3	1	1	2	9	37	28	75.68
Total	4	5	18	1	28	2	3	1	1	2	9	37	28	75.68

Shots and Saves



received Goals and shots

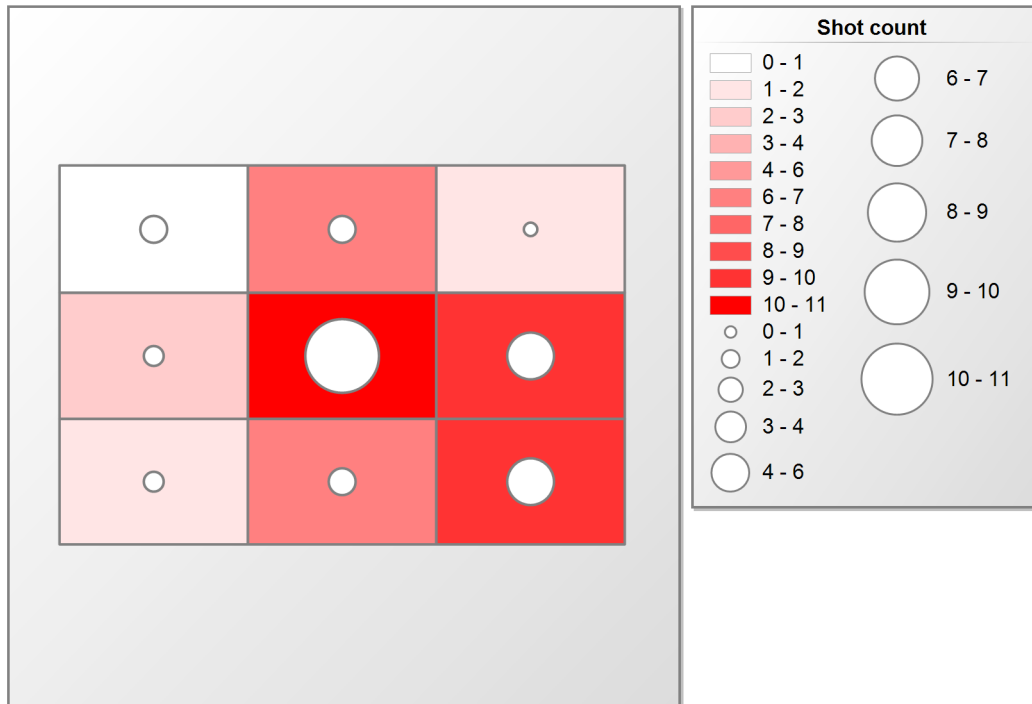


Event Statistics

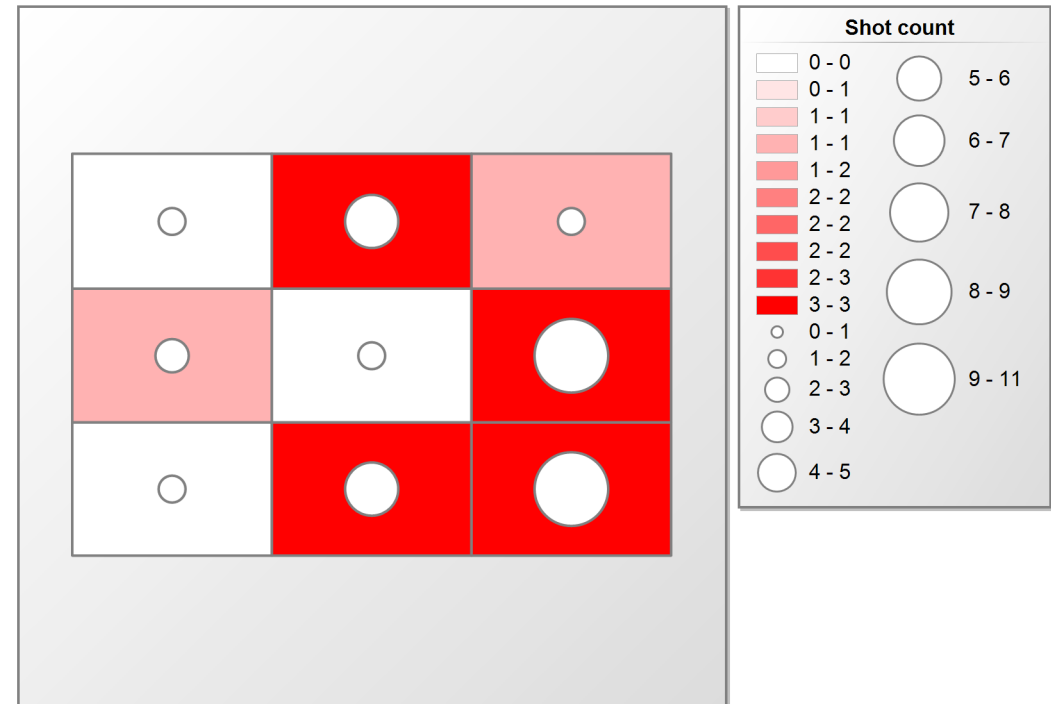


	Defense					Goal received							Total	Saves	Saves in %
	Body	Foot/Leg	Hand/Arm	Helmet	Total	between legs	distracted	missed	movement	no reaction	transferred	Total			
80 Hong Jie Jared Tan	14	8	10	2	34	2	1	3	4	2	2	14	48	34	70.83
Total	14	8	10	2	34	2	1	3	4	2	2	14	48	34	70.83

Shots and Saves



received Goals and shots

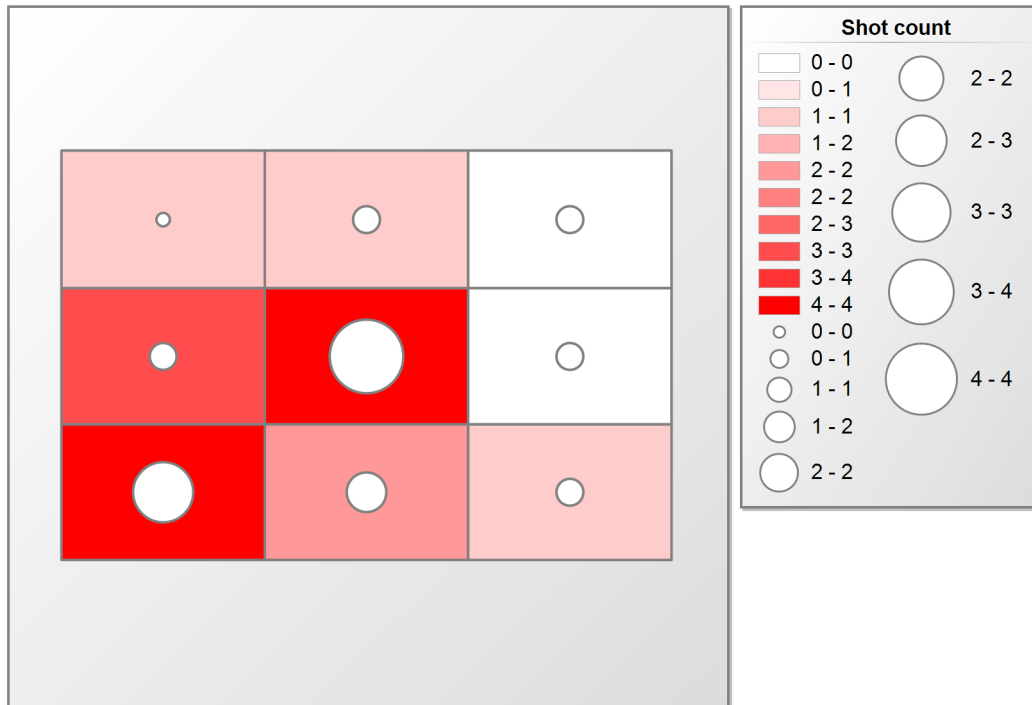


Event Statistics

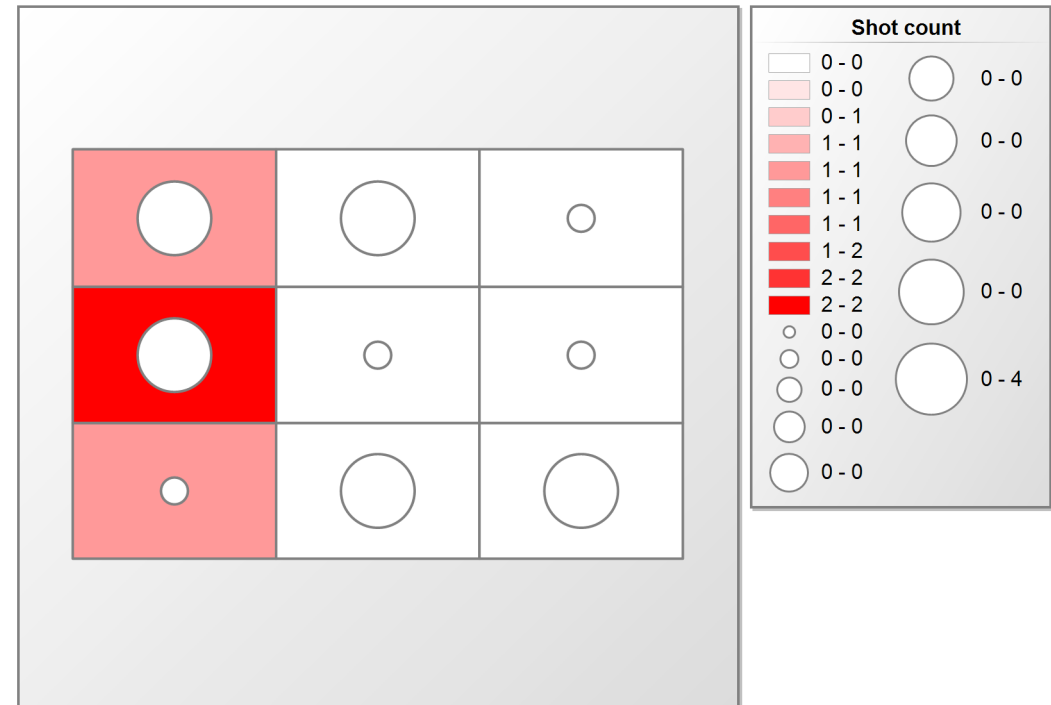


	Defense					Goal received				Total	Saves	Saves in %	
	Body	Foot/Leg	Hand/Arm	Helmet	Total	missed	movement	no reaction	play around				Total
2 Junwei Damien Wan	3	1	7	1	12	1	1	1	1	4	16	12	75.00
Total	3	1	7	1	12	1	1	1	1	4	16	12	75.00

Shots and Saves



received Goals and shots

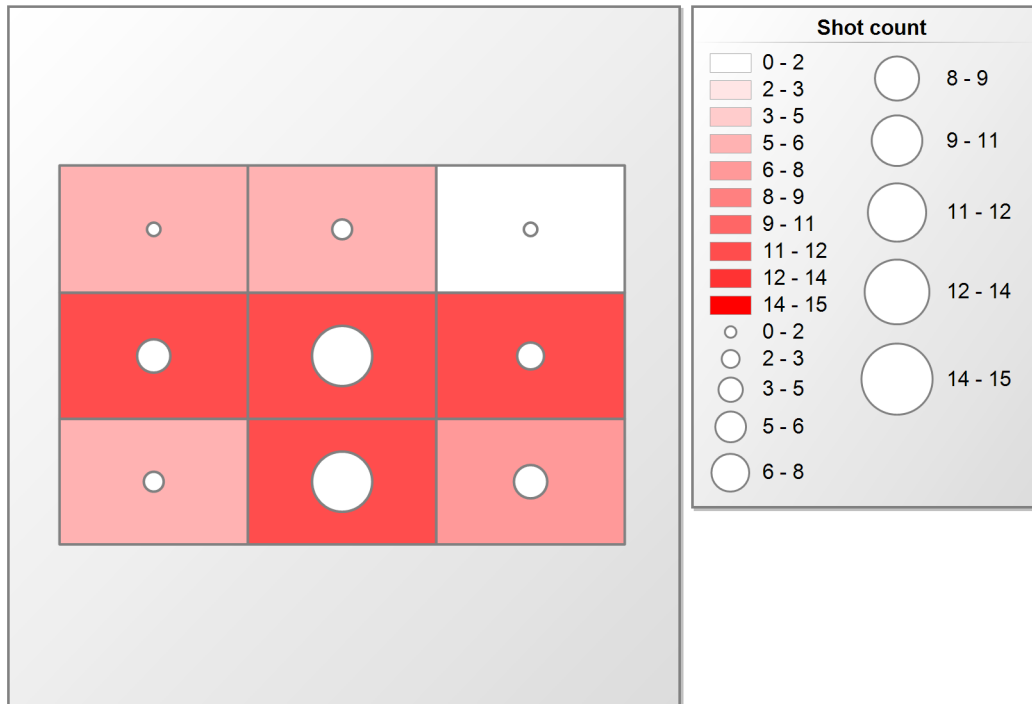


Event Statistics

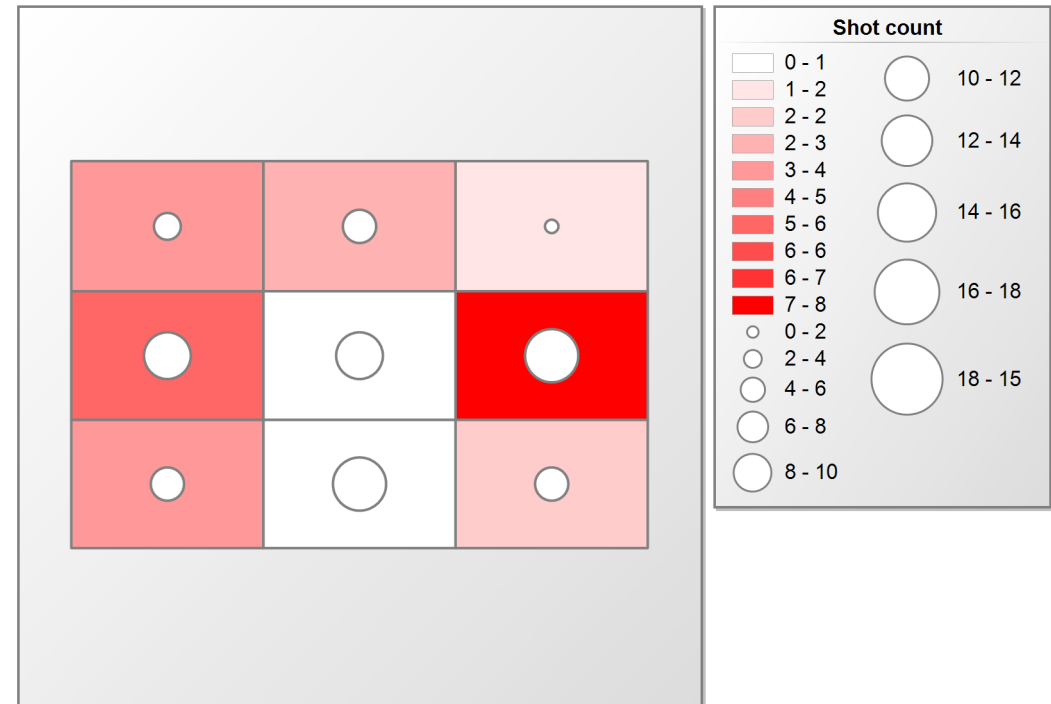


	Defense					Goal received					Total	Saves	Saves in %	
	Body	Foot/Leg	Hand/Arm	Helmet	Total	missed	movement	no reaction	play around	transferred				Total
72 Yotsapong Chaiphong	14	7	22	1	44	9	6	2	3	7	27	71	44	61.97
Total	14	7	22	1	44	9	6	2	3	7	27	71	44	61.97

Shots and Saves



received Goals and shots

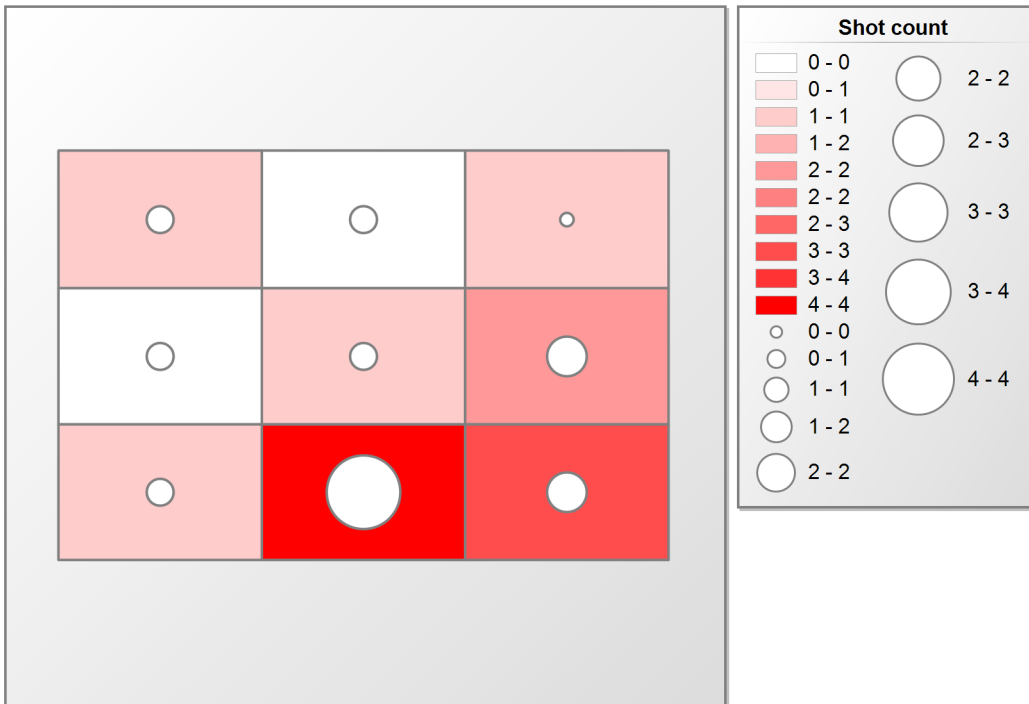


Event Statistics

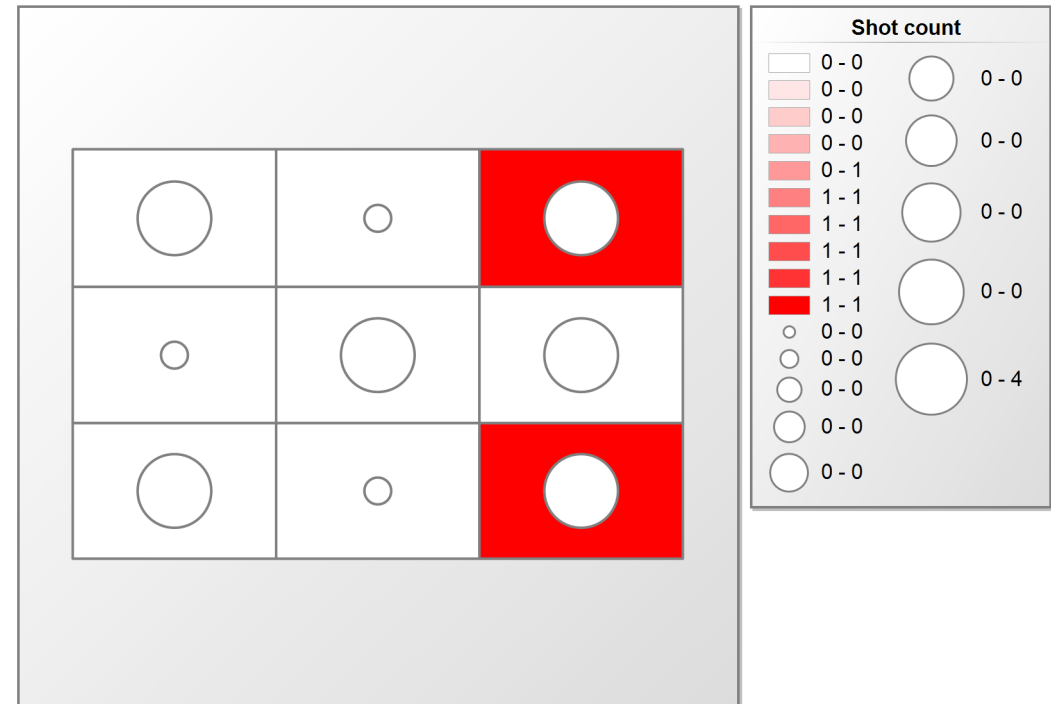


	Defense				Goal received		Total	Saves	Saves in %
	Body	Foot/Leg	Hand/Arm	Total	movement	Total			
72 Carl Bending-Sörling	2	3	6	11	2	2	13	11	84.62
Total	2	3	6	11	2	2	13	11	84.62


Shots and Saves



received Goals and shots

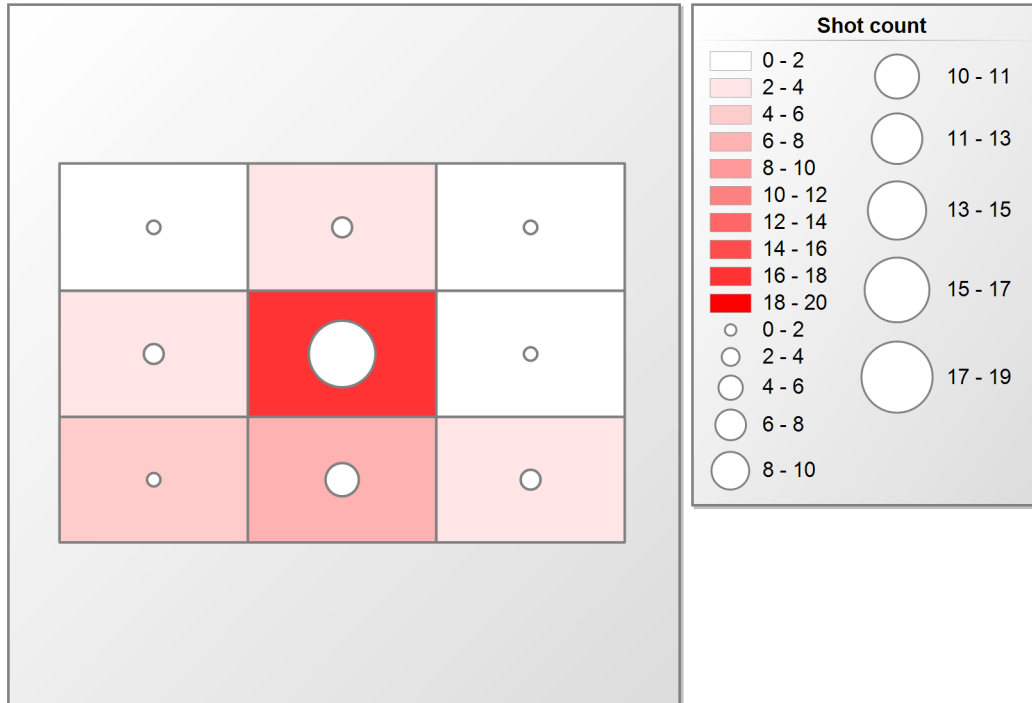


Event Statistics

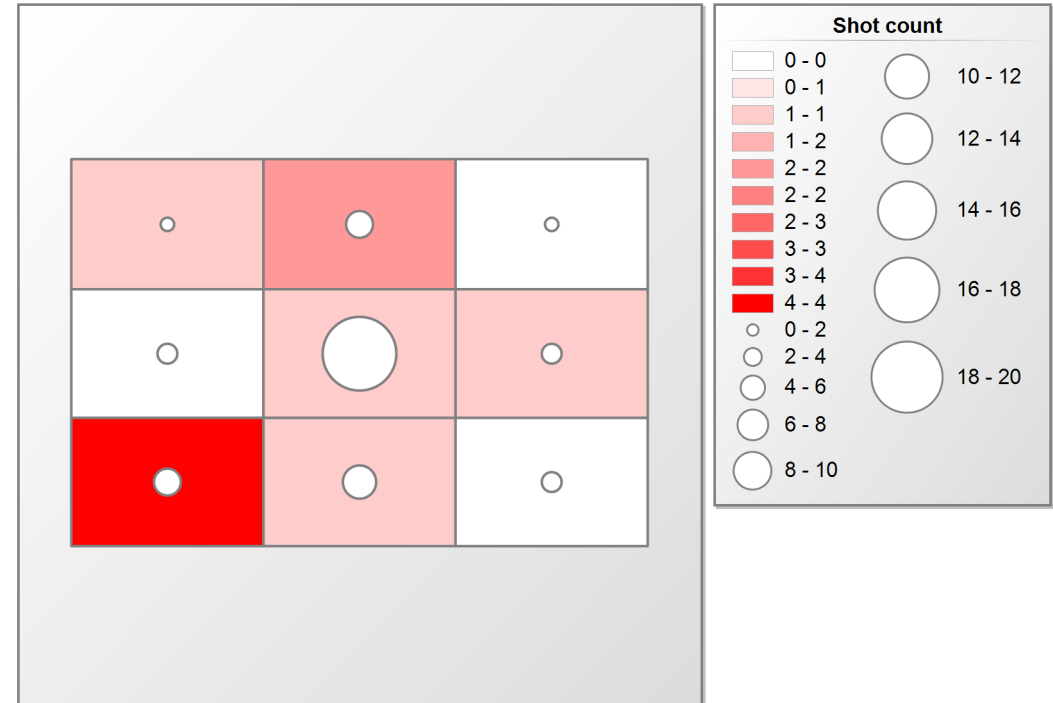


	Defense					Goal received					Total	Saves	Saves in %
	Body	Foot/Leg	Hand/Arm	Helmet	Total	missed	movement	no reaction	play around	Total			
1 Mike Trolle	14	3	16	1	34	2	6	1	1	10	44	34	77.27
Total	14	3	16	1	34	2	6	1	1	10	44	34	77.27

Shots and Saves



received Goals and shots

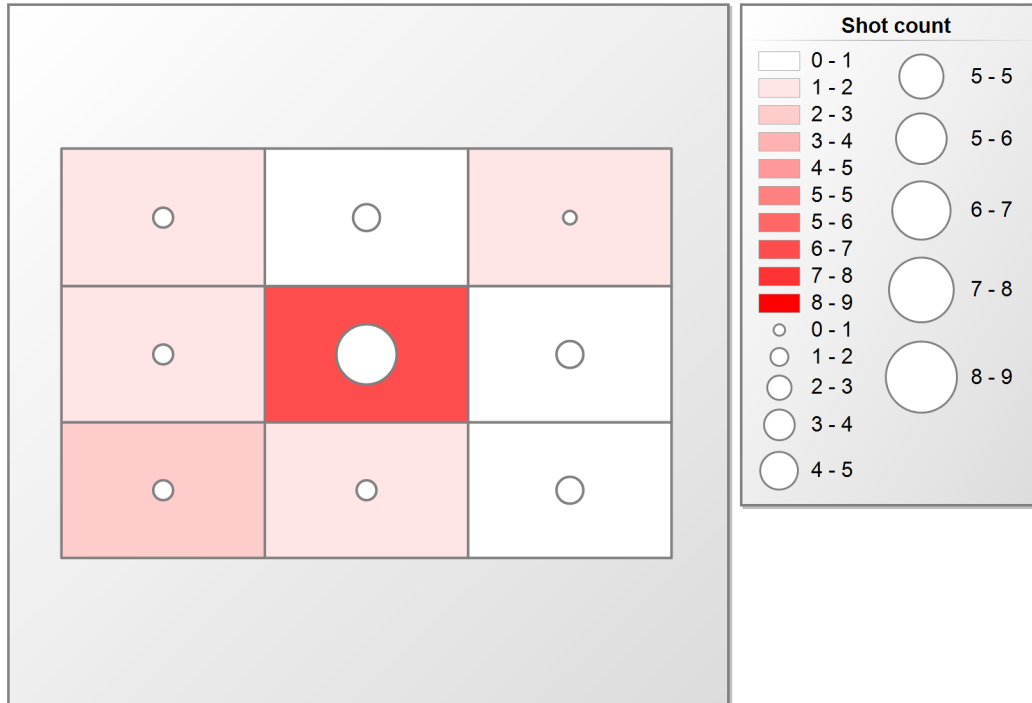


Event Statistics

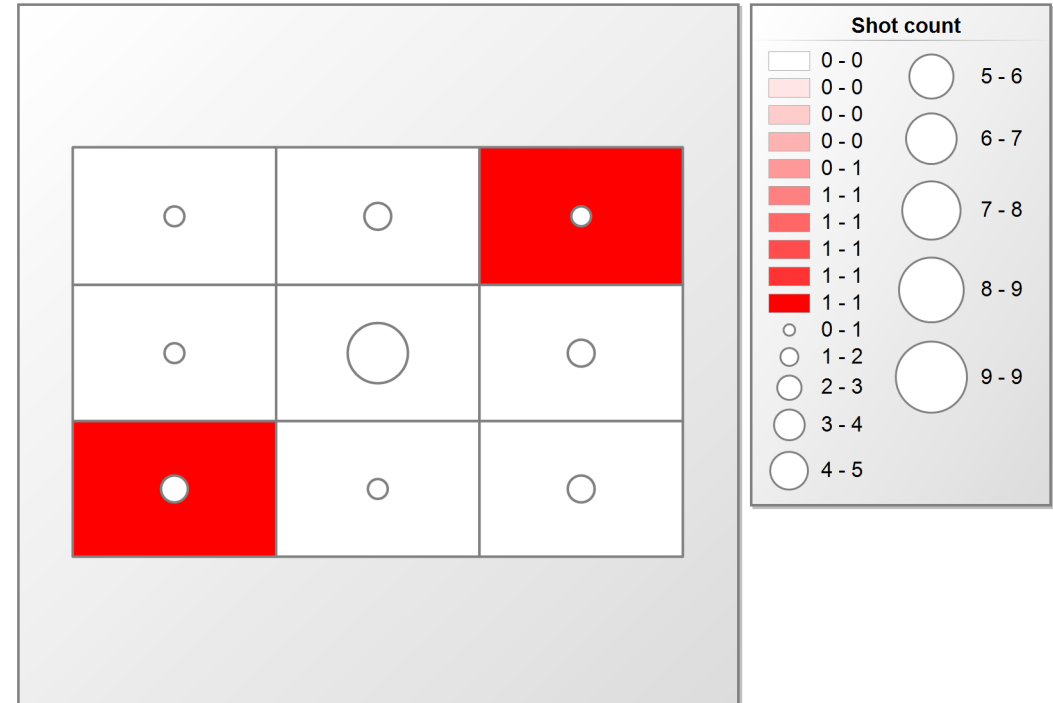


	Defense				Goal received			Total	Saves	Saves in %
	Body	Foot/Leg	Hand/Arm	Total	no reaction	play around	Total			
91 Oskari Fälden	6	1	4	11	1	1	2	13	11	84.62
Total	6	1	4	11	1	1	2	13	11	84.62

Shots and Saves



received Goals and shots

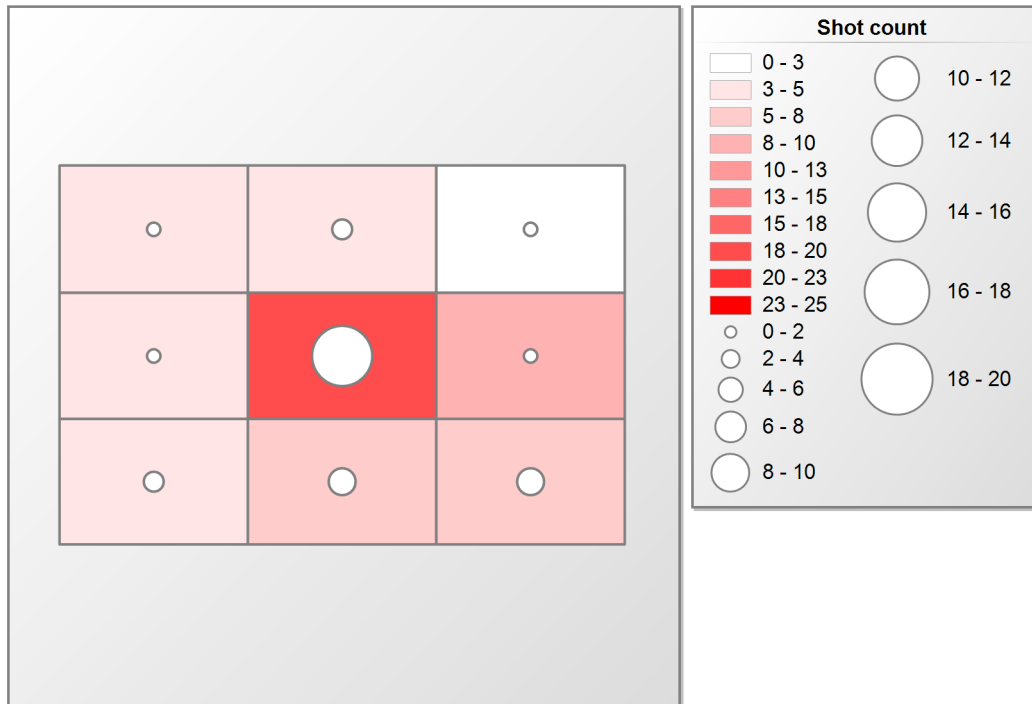


Event Statistics

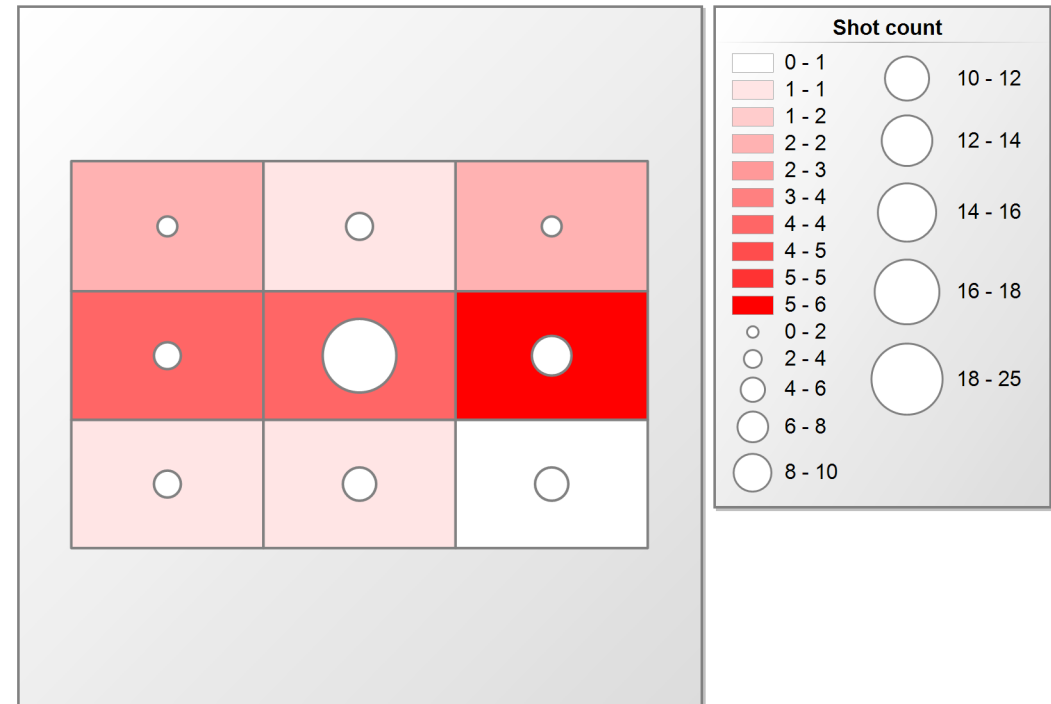


	Defense					Goal received					Total	Saves	Saves in %
	Body	Foot/Leg	Hand/Arm	Helmet	Total	missed	movement	no reaction	transferred	Total			
39 Kryštof Kasha	10	9	15	3	37	8	7	3	3	21	58	37	63.79
Total	10	9	15	3	37	8	7	3	3	21	58	37	63.79

Shots and Saves



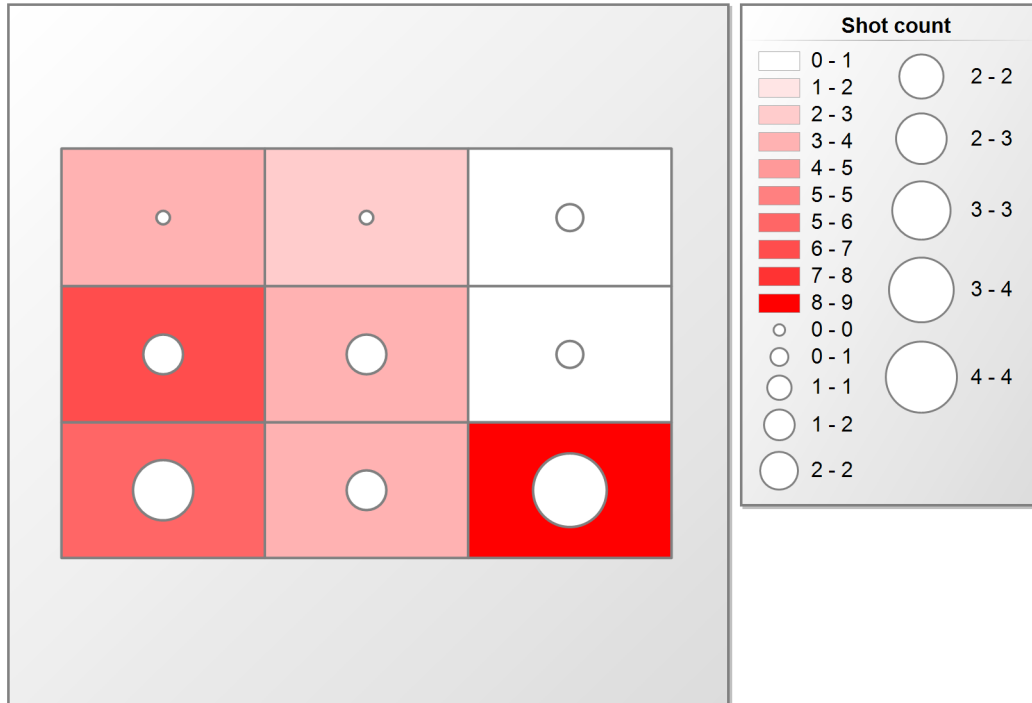
received Goals and shots



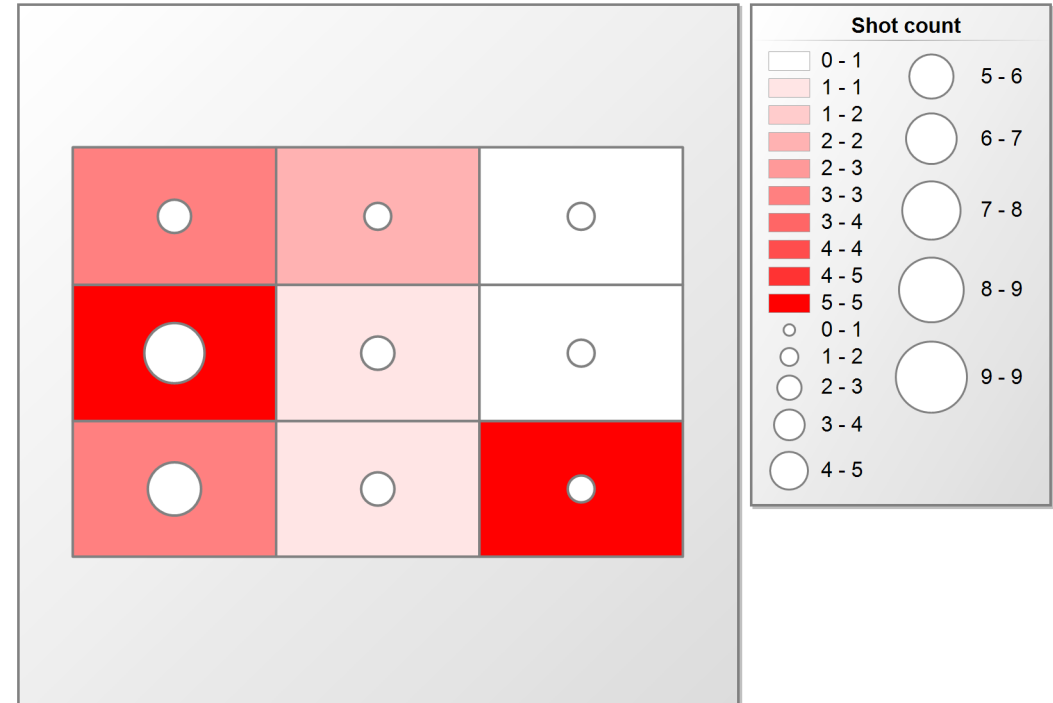
Event Statistics

	Defense					Goal received					Total	Saves	Saves in %	
	Body	Foot/Leg	Hand/Arm	Helmet	Total	missed	movement	no reaction	play around	transferred				Total
4 Benjamin Amdur	6	1	5	1	13	11	4	1	1	3	20	33	13	39.39
Total	6	1	5	1	13	11	4	1	1	3	20	33	13	39.39

Shots and Saves



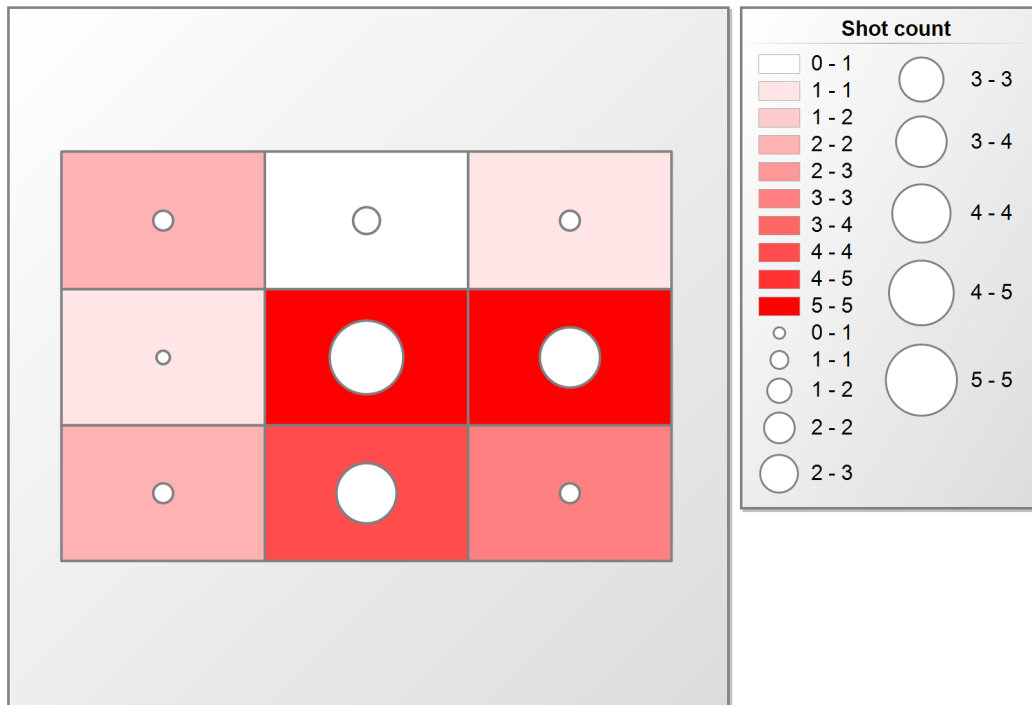
received Goals and shots



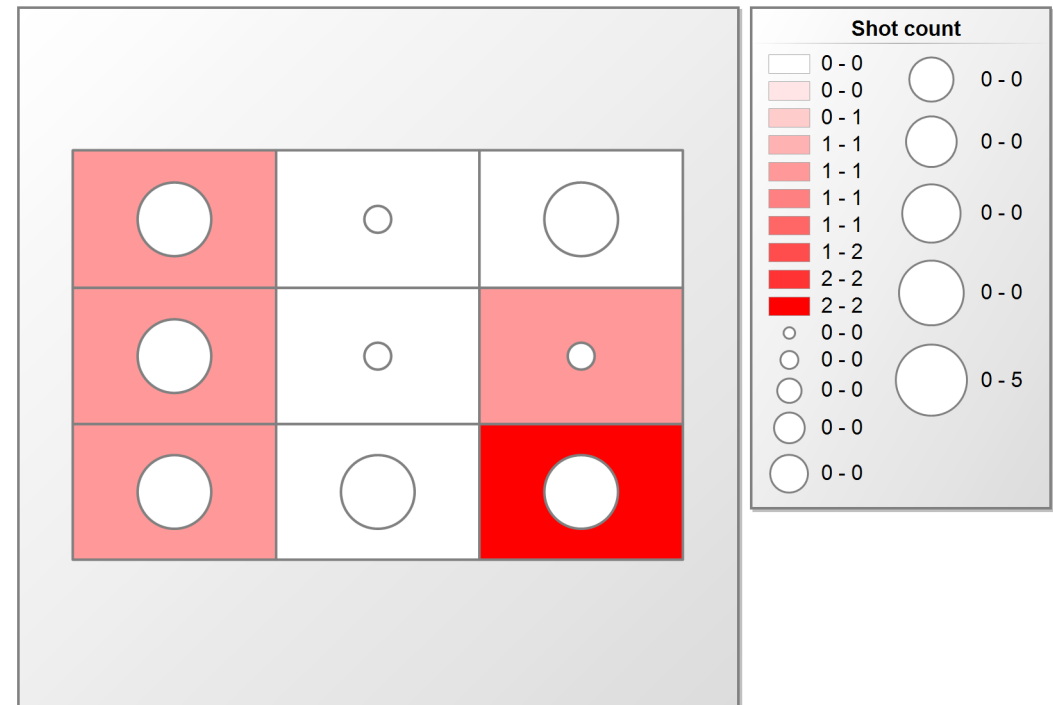
Event Statistics

	Defense					Goal received				Total	Saves	Saves in %
	Body	Foot/Leg	Hand/Arm	Helmet	Total	distracted	movement	transferred	Total			
30 Martin Beneš	2	6	8	1	17	1	2	3	6	23	17	73.91
Total	2	6	8	1	17	1	2	3	6	23	17	73.91

Shots and Saves



received Goals and shots

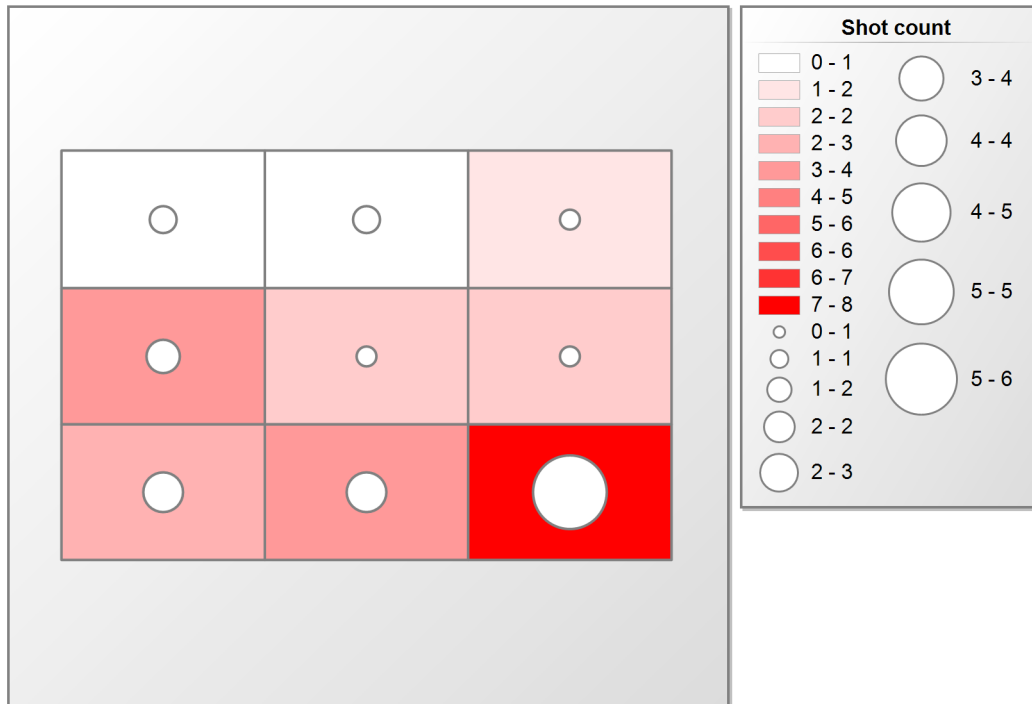


Event Statistics

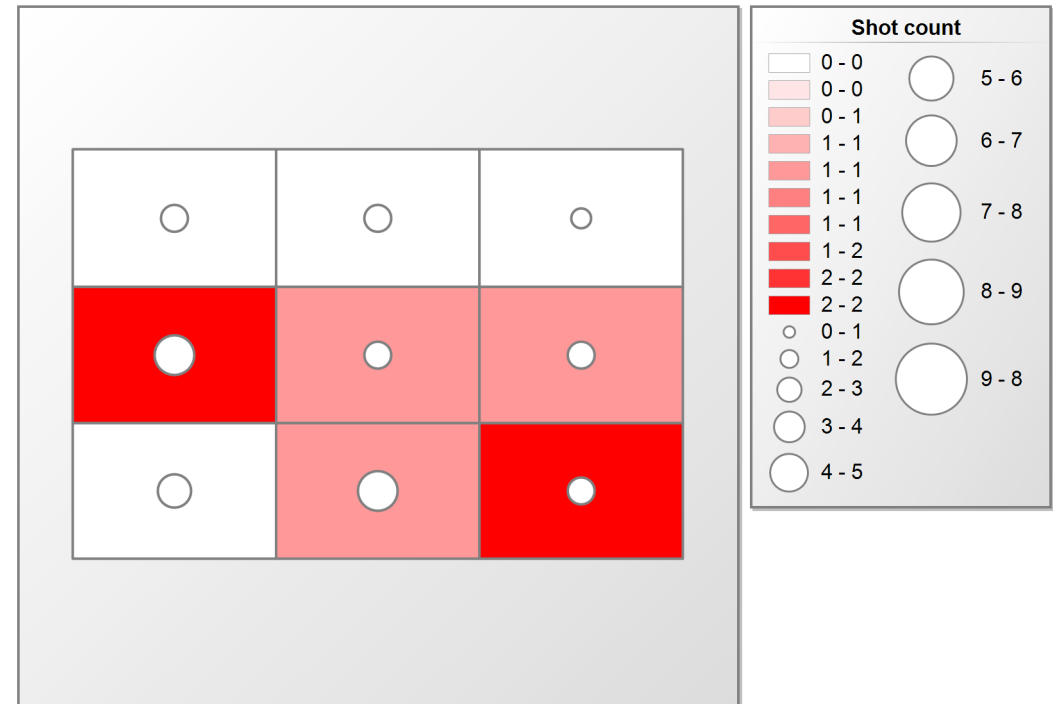


	Defense				Goal received			Total	Saves	Saves in %
	Body	Foot/Leg	Hand/Arm	Total	missed	transferred	Total			
33 Jakub Udziela	2	10	5	17	3	4	7	24	17	70.83
Total	2	10	5	17	3	4	7	24	17	70.83

Shots and Saves



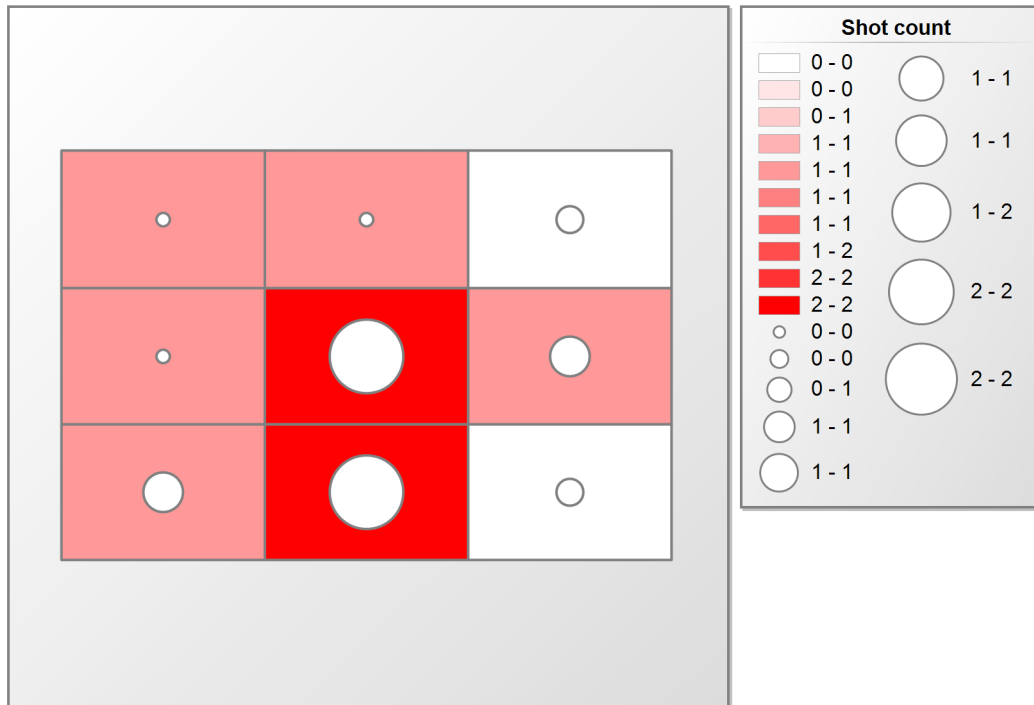
received Goals and shots



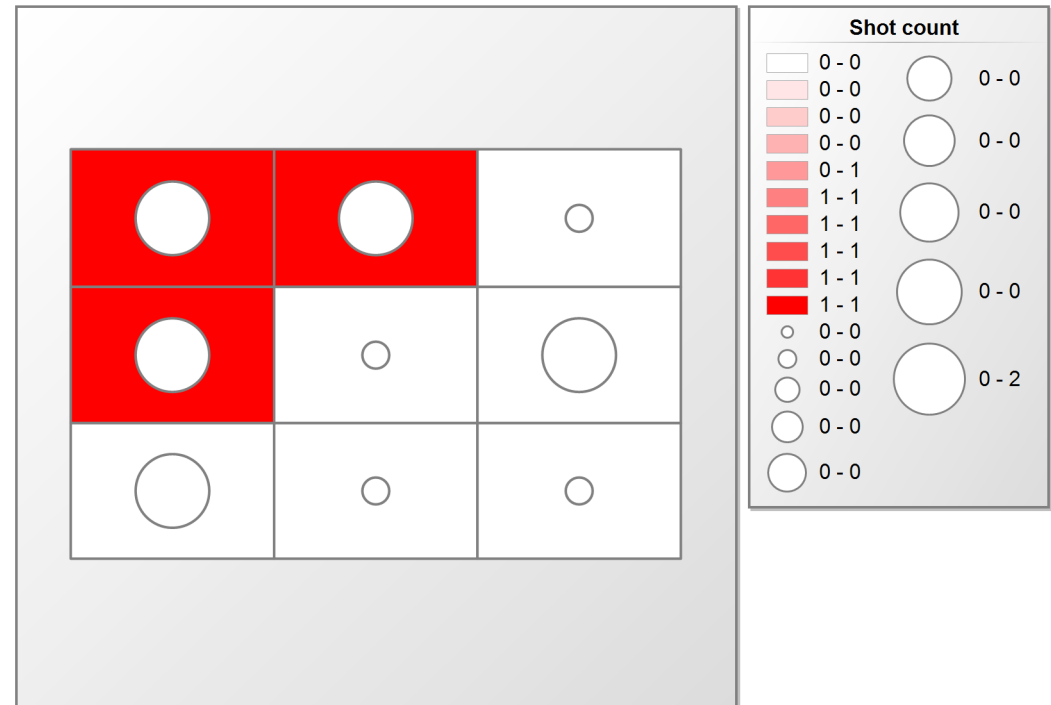
Event Statistics

	Defense			Goal received			Total	Saves	Saves in %
	Foot/Leg	Hand/Arm	Total	distracted	transferred	Total			
29 Patrick Eder	2	4	6	1	2	3	9	6	66.67
Total	2	4	6	1	2	3	9	6	66.67

Shots and Saves



received Goals and shots

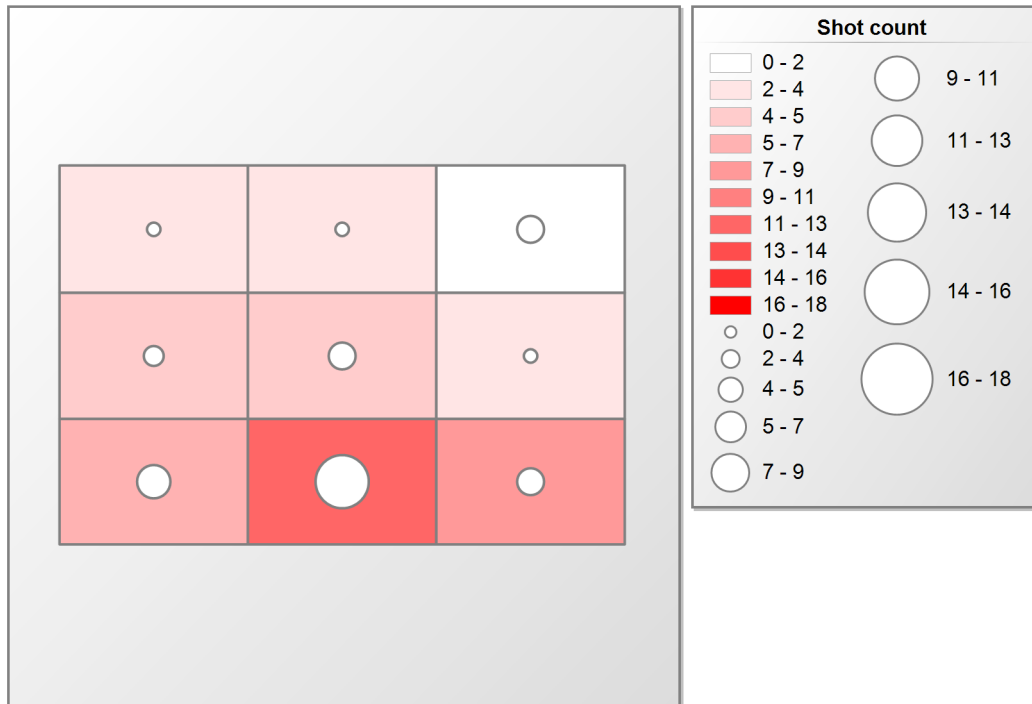


Event Statistics

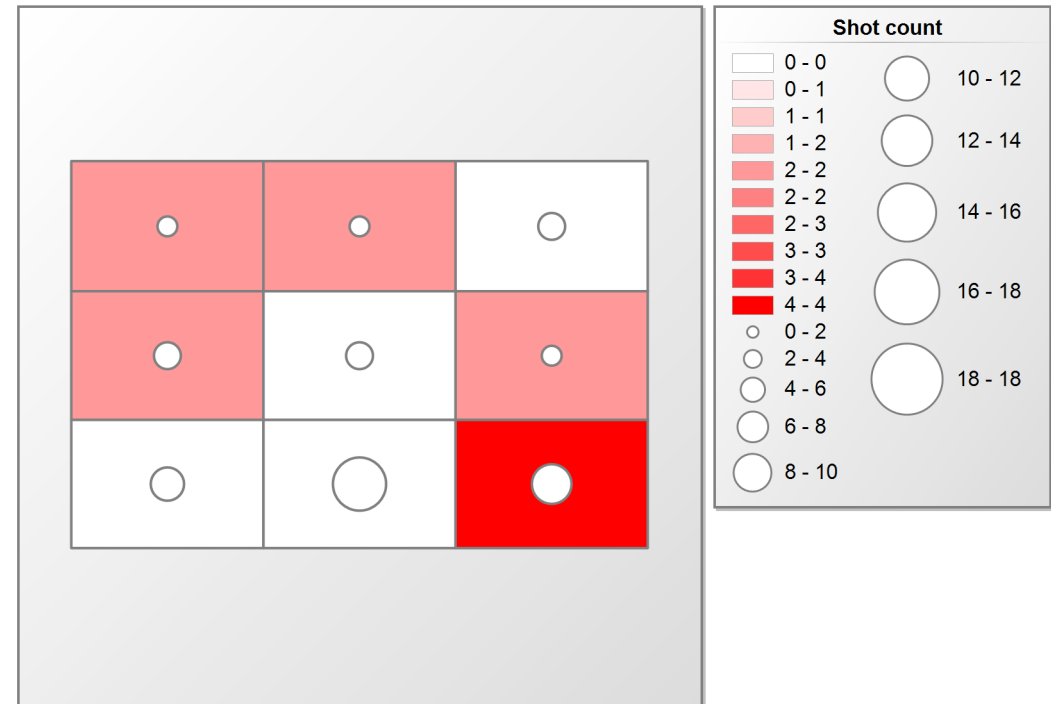


	Defense					Goal received				Total	Saves	Saves in %	
	Body	Foot/Leg	Hand/Arm	Helmet	Total	distracted	missed	movement	transferred				Total
1 Teng Wei Joshua Loh	6	17	9	1	33	1	4	3	4	12	45	33	73.33
Total	6	17	9	1	33	1	4	3	4	12	45	33	73.33

Shots and Saves



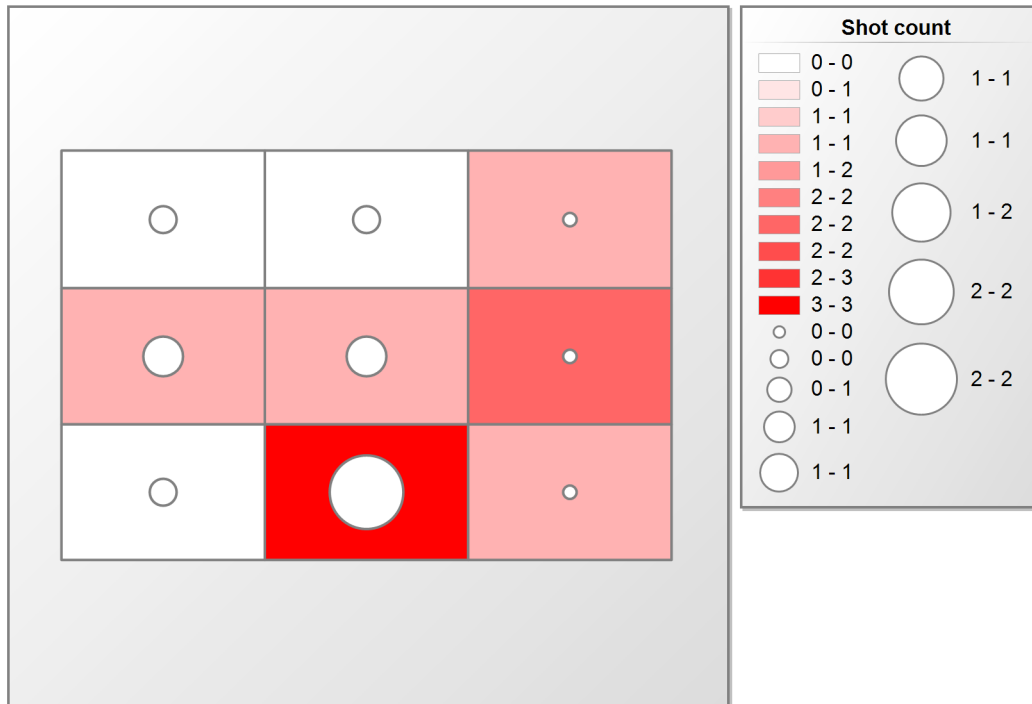
received Goals and shots



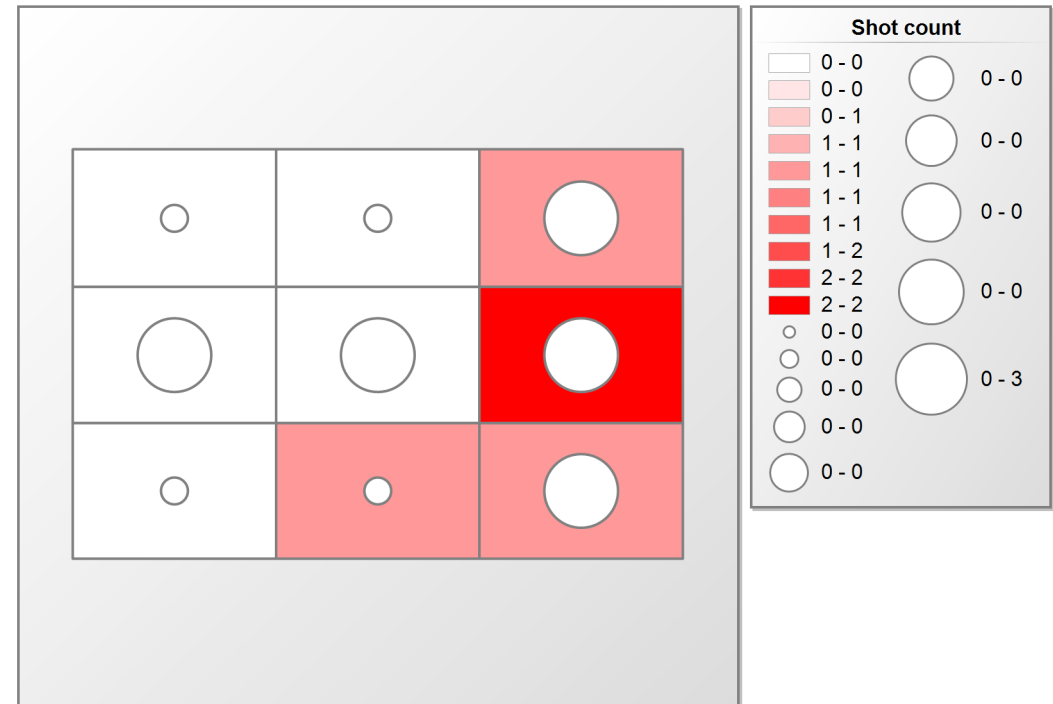
Event Statistics

	Defense			Goal received							
	Foot/Leg	Hand/Arm	Total	between legs	movement	no reaction	transferred	Total	Total	Saves	Saves in %
1 Autthachai Sohtree	1	3	4	1	2	1	1	5	9	4	44.44
Total	1	3	4	1	2	1	1	5	9	4	44.44

Shots and Saves



received Goals and shots

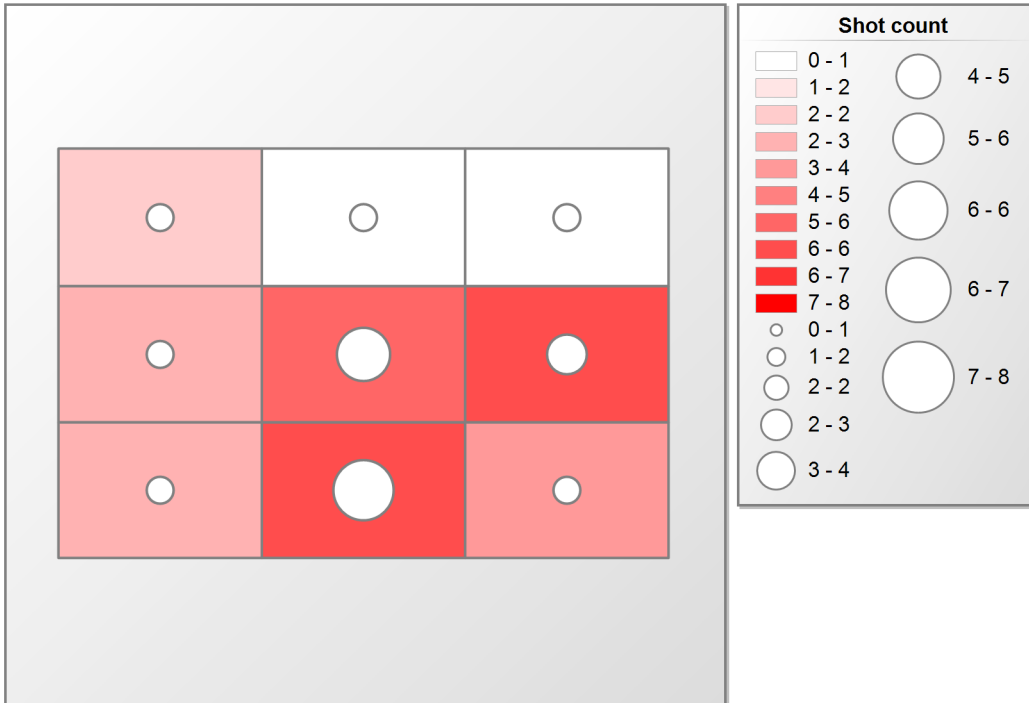


Event Statistics

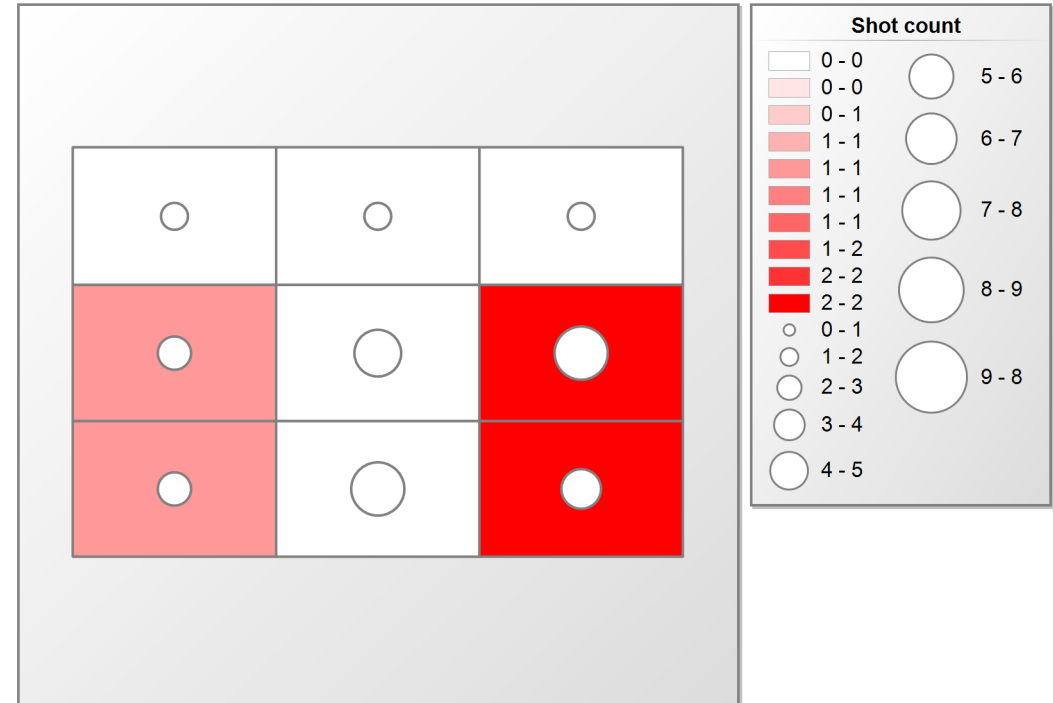


	Defense				Goal received				Total	Saves	Saves in %
	Body	Foot/Leg	Hand/Arm	Total	distracted	missed	transferred	Total			
31 Ryan Alexandrakis	4	7	12	23	1	3	2	6	29	23	79.31
Total	4	7	12	23	1	3	2	6	29	23	79.31

Shots and Saves



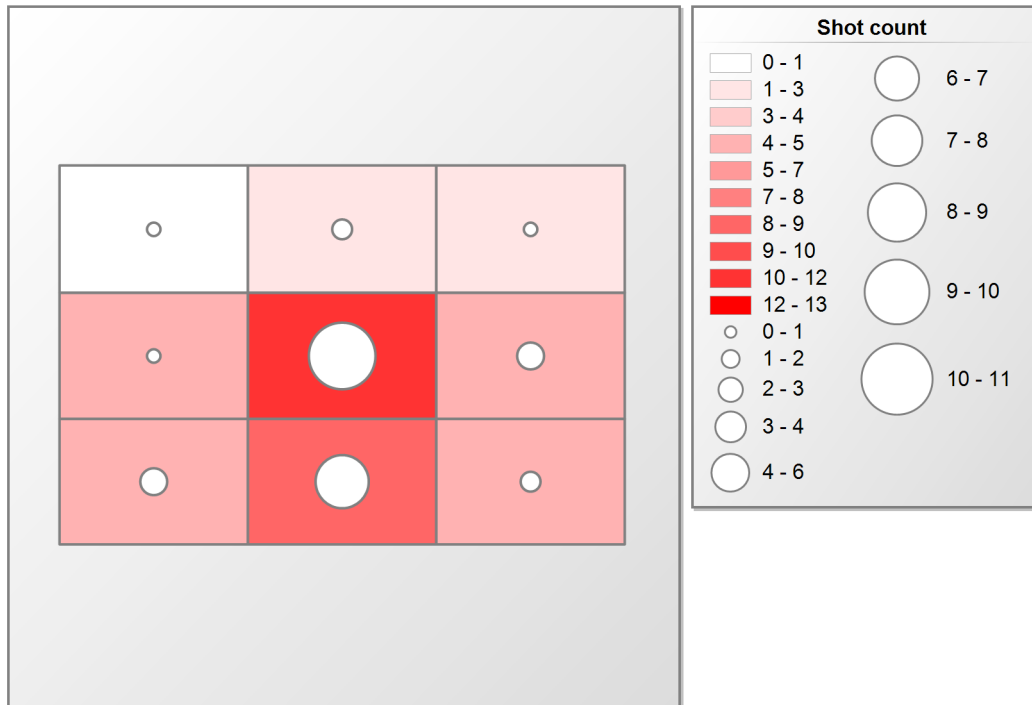
received Goals and shots



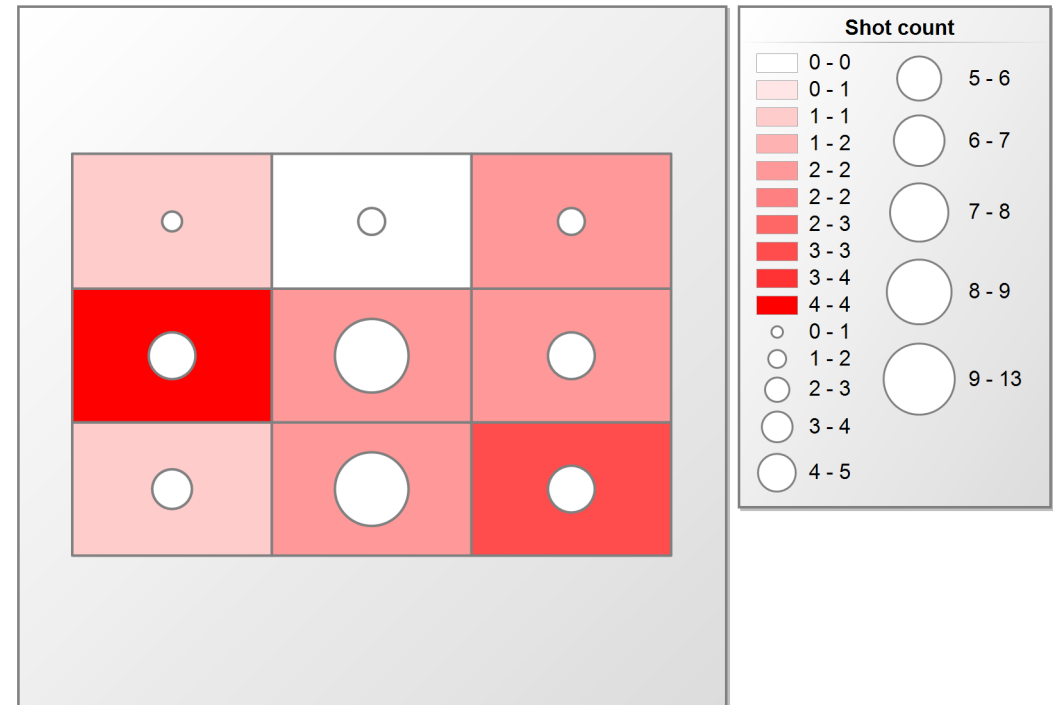
Event Statistics

	Defense					Goal received						Total	Saves	Saves in %	
	Body	Foot/Leg	Hand/Arm	Helmet	Total	behind the goal	between legs	distracted	missed	movement	transferred				Total
29 Patrik Nessbo	11	10	5	1	27	1	2	1	5	3	5	17	44	27	61.36
Total	11	10	5	1	27	1	2	1	5	3	5	17	44	27	61.36

Shots and Saves



received Goals and shots

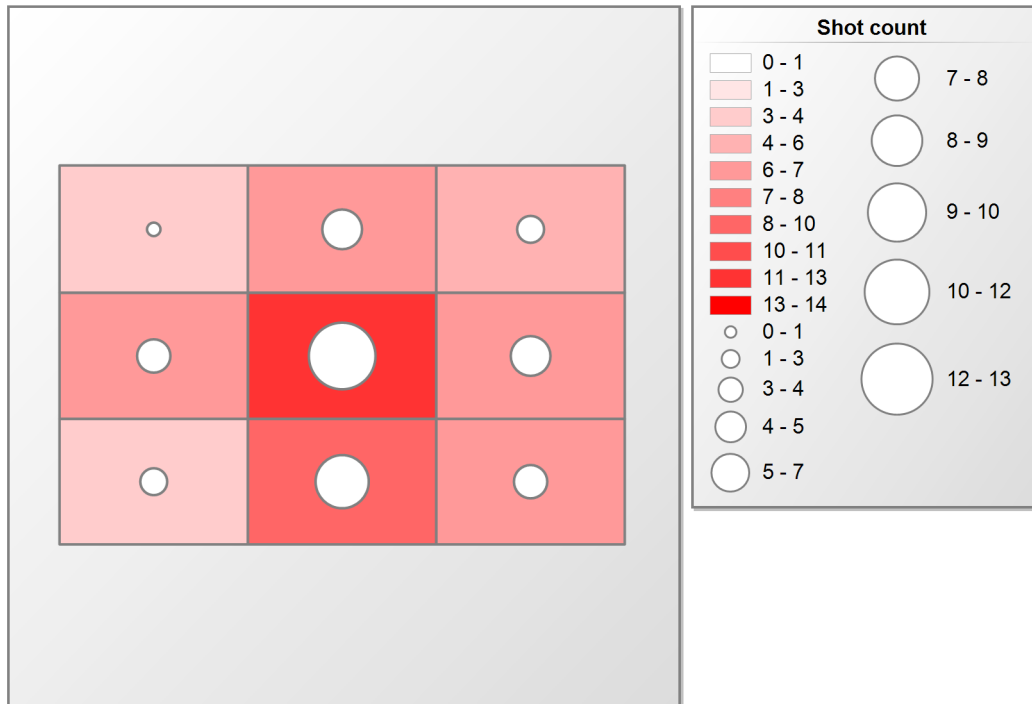


Event Statistics

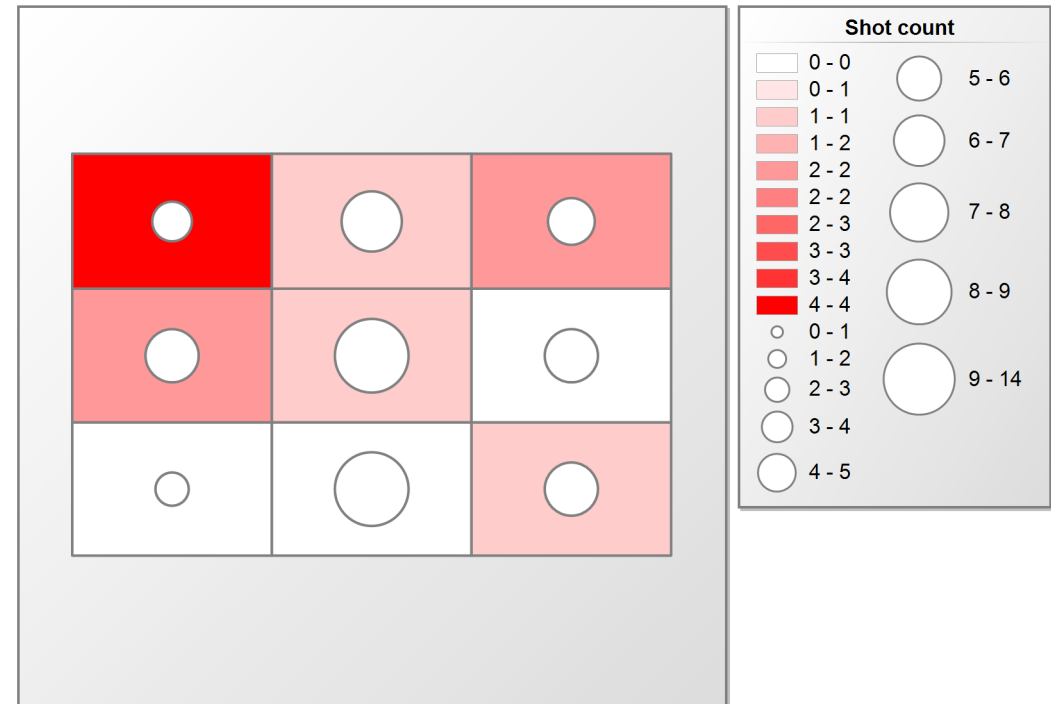


	Defense					Goal received			Total	Saves	Saves in %
	Body	Foot/Leg	Hand/Arm	Helmet	Total	movement	no reaction	Total			
91 Maciej Bogdański	18	13	15	1	47	10	1	11	58	47	81.03
Total	18	13	15	1	47	10	1	11	58	47	81.03

Shots and Saves



received Goals and shots

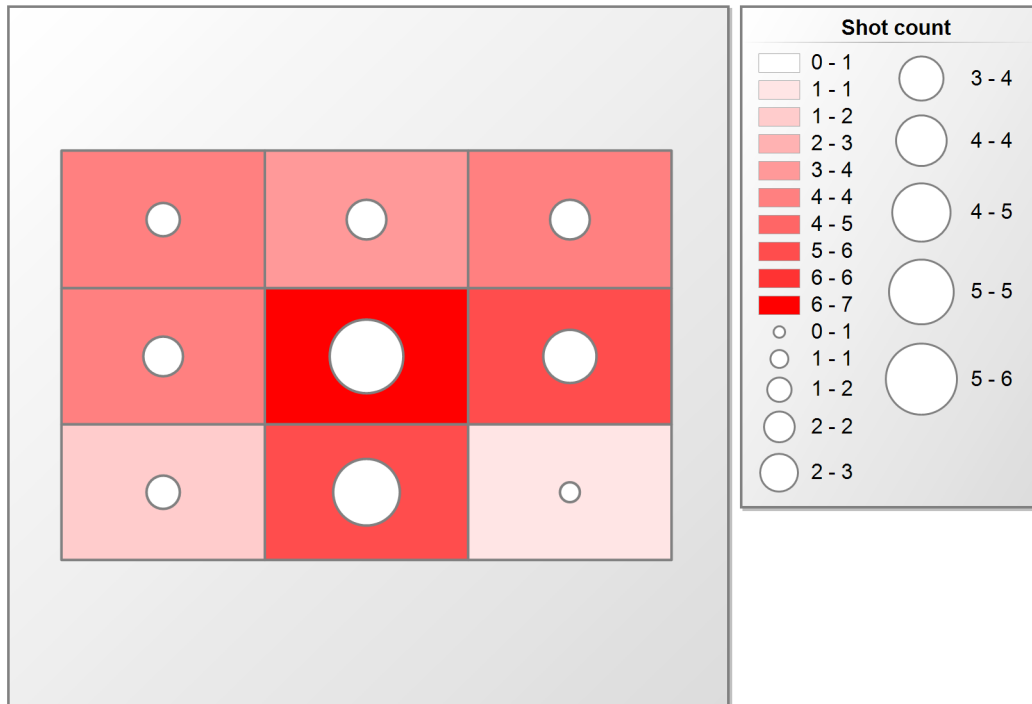


Event Statistics

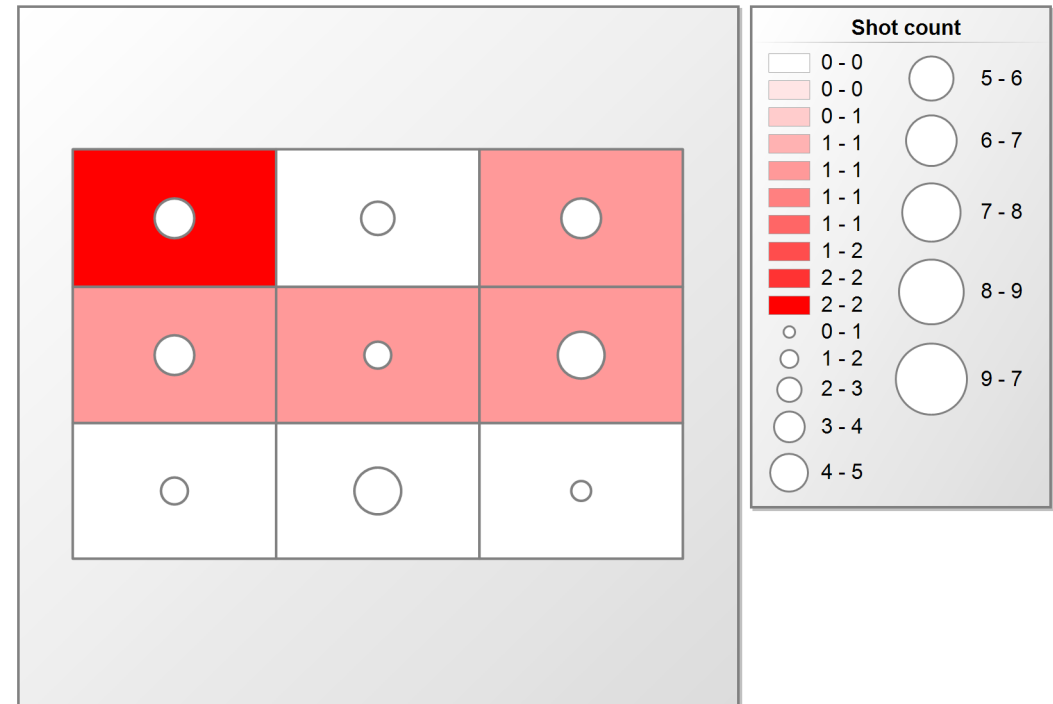


	Defense				Goal received						Total	Saves	Saves in %
	Body	Foot/Leg	Hand/Arm	Total	behind the goal	distracted	missed	movement	play around	Total			
92 Edwin Perry	8	2	19	29	1	1	1	2	1	6	35	29	82.86
Total	8	2	19	29	1	1	1	2	1	6	35	29	82.86

Shots and Saves



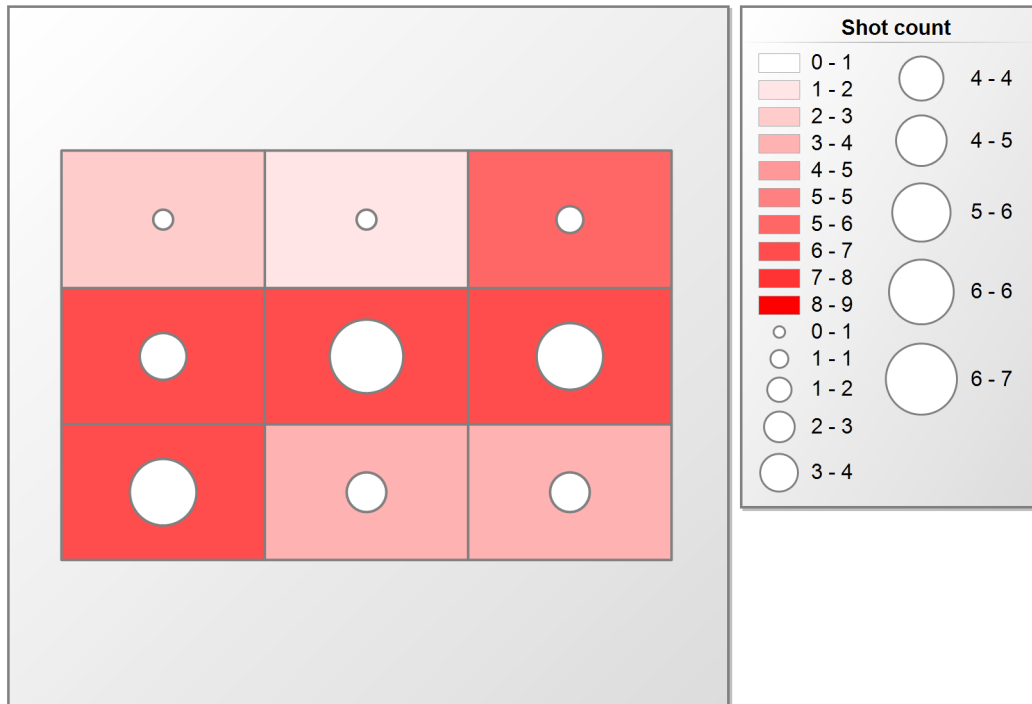
received Goals and shots



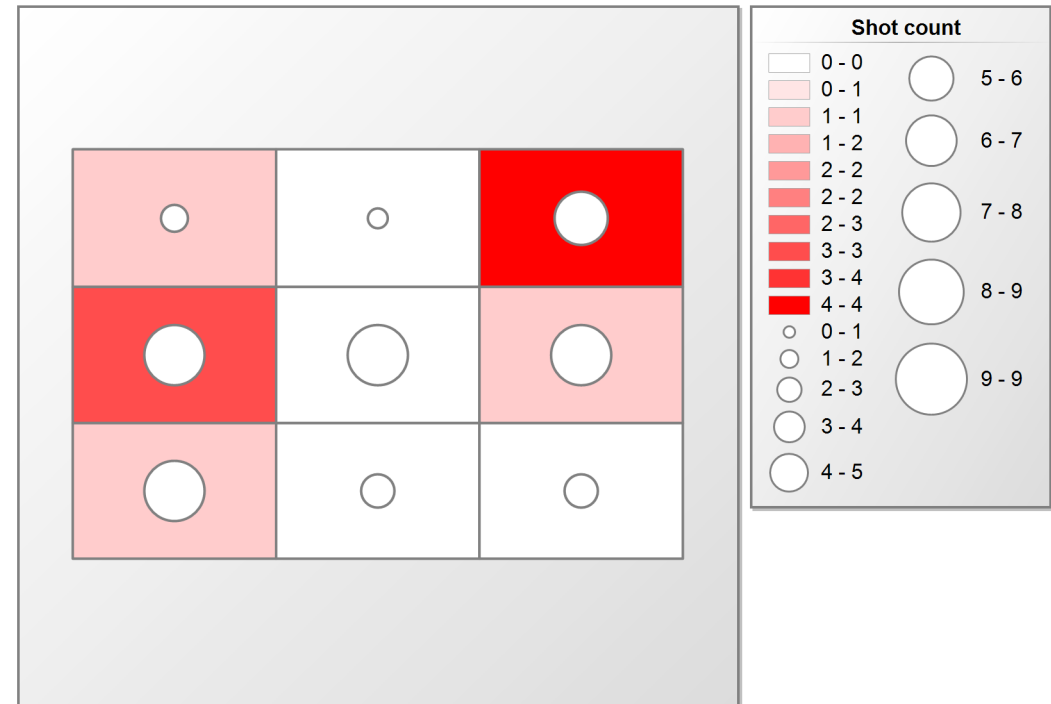
Event Statistics

	Defense				Goal received					
	Body	Foot/Leg	Hand/Arm	Total	movement	no reaction	Total	Total	Saves	Saves in %
88 Victor Lindberg	15	12	6	33	9	1	10	43	33	76.74
Total	15	12	6	33	9	1	10	43	33	76.74

Shots and Saves



received Goals and shots

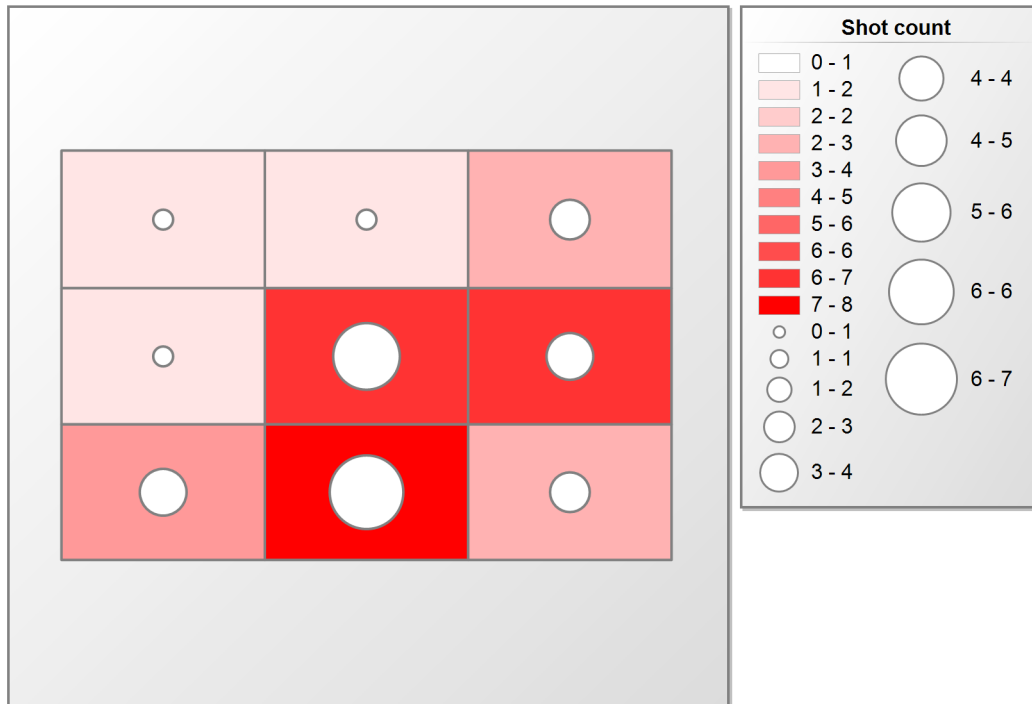


Event Statistics

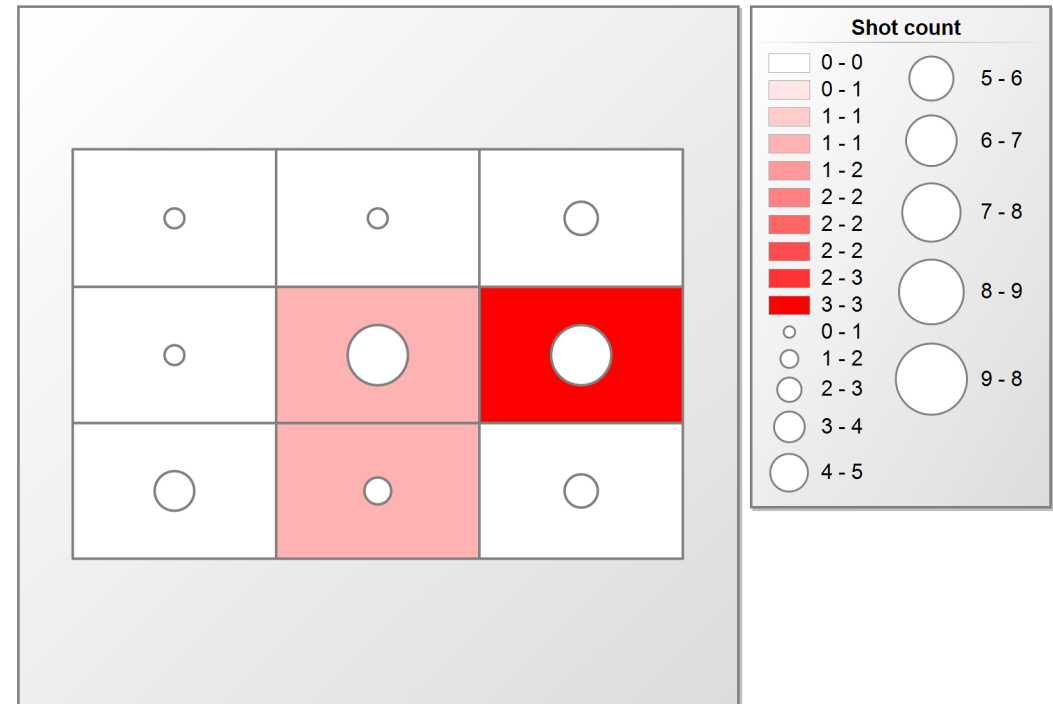


	Defense				Goal received				Total	Saves	Saves in %
	Body	Foot/Leg	Hand/Arm	Total	missed	no reaction	transferred	Total			
34 Rasmus Engelhardt	4	4	22	30	2	1	2	5	35	30	85.71
Total	4	4	22	30	2	1	2	5	35	30	85.71


Shots and Saves



received Goals and shots

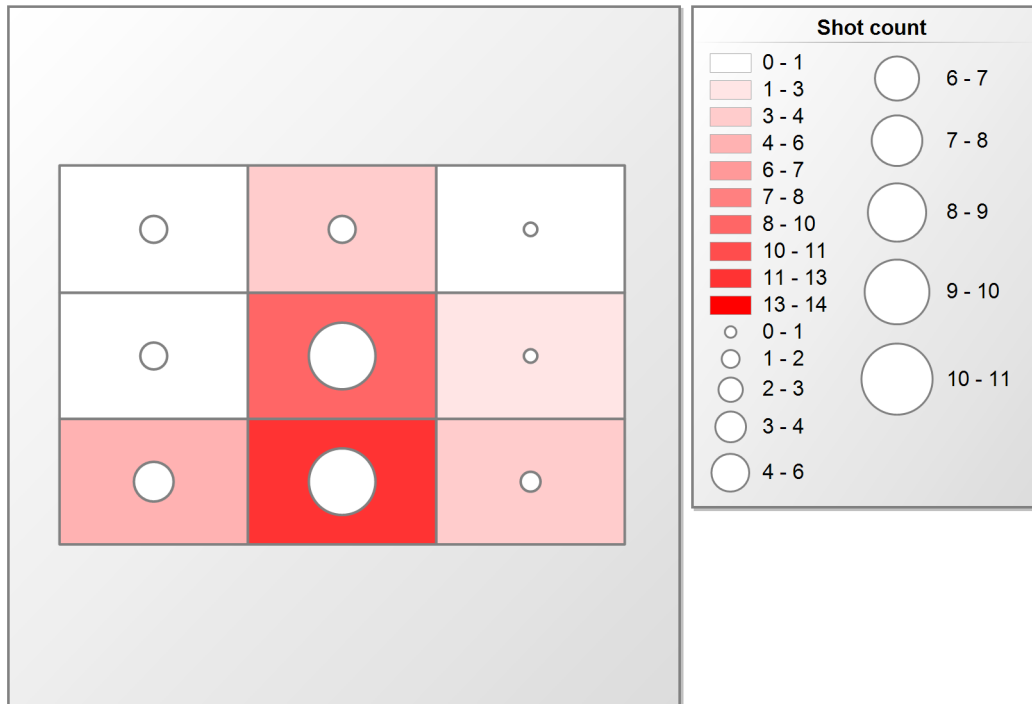


Event Statistics

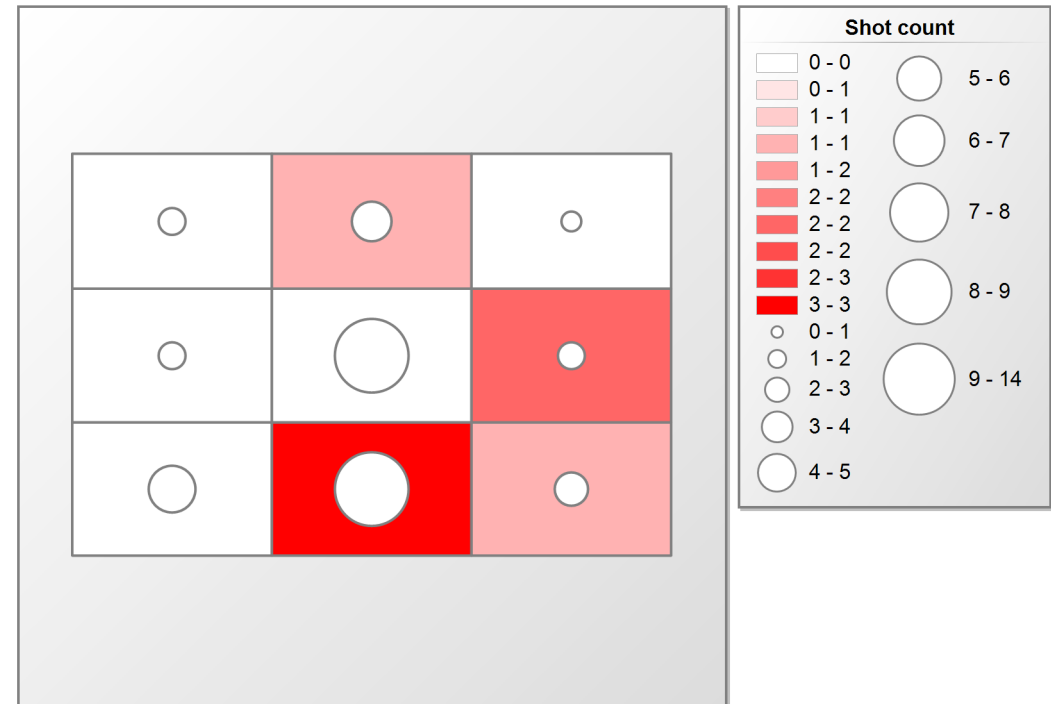


	Defense					Goal received			Total	Saves	Saves in %
	Body	Foot/Leg	Hand/Arm	Helmet	Total	movement	transferred	Total			
90 Daniel Vaigur	6	14	7	2	29	6	1	7	36	29	80.56
Total	6	14	7	2	29	6	1	7	36	29	80.56

Shots and Saves




received Goals and shots



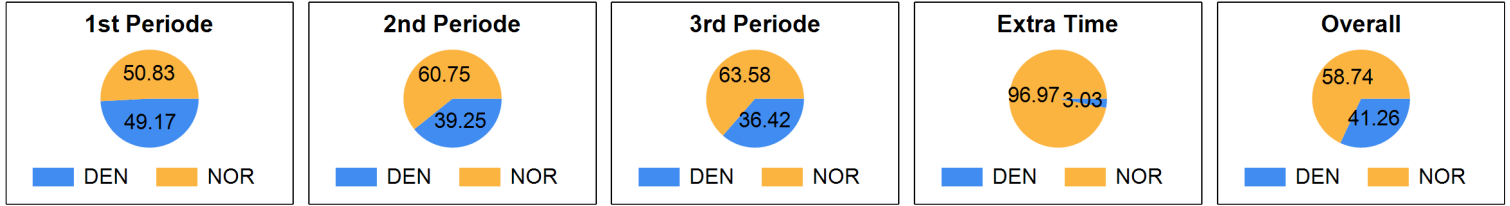
Game Statistics

November 9, 2022



Game Statistics

Possession



Norway



7

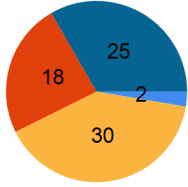
6 ot.

Denmark



	DEN	NOR
1st	2	4
2nd	2	1
3rd	2	1
ET	1	0

Shots statistics



bar blocked missed on goal

	1st	2nd	3rd	ET	Total
bar	1	1	0	0	2
blocked	10	7	13	0	30
missed	6	8	4	0	18
on goal	7	9	8	1	25
	24	25	25	1	75

Precision (%)	29.17	36.00	32.00	100.00	33.33
Efficiency (%)	28.57	22.22	25.00	100.00	28.00

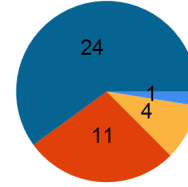
Goalkeeper statistic

	1 Markus Jelsnes	
	Shots	Saves
1st	7	3
	42.86%	
2nd	8	7
	87.50%	
3rd	9	8
	88.89%	
ET	0	0
	NaN	
Total	24	18
	75.00%	

Penaltytime statistics

	1st	2nd	3rd	ET	Total	Goals
Power play	00:00	02:00	00:19	00:00	02:19	1
Box Play	00:00	00:00	00:00	00:00	0	0

Shots statistics



bar blocked missed on goal

	1st	2nd	3rd	ET	Total
bar	0	0	1	0	1
blocked	0	1	3	0	4
missed	2	5	4	0	11
on goal	7	8	9	0	24
	9	14	17	0	40

Precision (%)	77.78	57.14	52.94	NaN	60.00
Efficiency (%)	57.14	12.50	11.11	NaN	25.00

Goalkeeper statistic

	1 Mike Trolle	
	Shots	Saves
1st	7	5
	71.43%	
2nd	9	7
	77.78%	
3rd	8	6
	75.00%	
ET	1	0
	0.00%	
Total	25	18
	72.00%	

Penaltytime statistics

	1st	2nd	3rd	ET	Total	Goals
Power play	00:00	00:00	00:00	00:00	0	0
Box Play	00:00	02:00	00:19	00:00	02:19	0

Game Statistics

Game history

1st Periode

Time	Result	Team	Special Situation	#	Player	#	Assist	Speed
10:48	2-3	Norway		12	Marius Pedersen	29	Markus Lindgjerdet	0.00
11:56	2-4	Denmark		14	Lukas Eldholm	36	Eddie Sandberg	0.00
3:10	0-1	Denmark		77	Mathias Glass	36	Eddie Sandberg	0.00
4:18	0-2	Denmark		14	Lukas Eldholm	36	Eddie Sandberg	0.00
5:28	1-2	Norway		7	Marcus Hamrin	12	Marius Pedersen	0.00
6:56	1-3	Denmark		36	Eddie Sandberg	14	Lukas Eldholm	0.00

2nd Periode

Time	Result	Team	Special Situation	#	Player	#	Assist	Speed
20:53	3-4	Norway		10	Ole Mossin Olesen	19	Andreas Grønli	0.00
29:34		Denmark	2' Inccorect hit	26	Pontus Henriksen			
33:22	4-4	Norway		10	Ole Mossin Olesen	5	Ketil Kronberg	0.00
37:01	4-5	Denmark		77	Mathias Glass	14	Lukas Eldholm	0.00

3rd Periode

Time	Result	Team	Special Situation	#	Player	#	Assist	Speed
48:04	5-5	Norway		29	Markus Lindgjerdet	20	Erlend Vestby Søfting	0.00
53:23	5-6	Denmark		26	Pontus Henriksen	35	Axel Rasmussen	0.00
57:19		Denmark	2' Incorrect pushing	7	Daniel Hedegaard			
57:38	6-6	Norway	PowerPlay	24	Patrick Hjemgård	29	Markus Lindgjerdet	0.00

Extra Time

Time	Result	Team	Special Situation	#	Player	#	Assist	Speed
60:33	7-6	Norway		12	Marius Pedersen	18	Mads Normann	0.00

Game Statistics

Norway			Plus/Minus			Shots			Goals		
Player	+	-	balance	Total	on Goal	% on Goal	Efficiency (%)	scored	Assists	in %	
3 Gidske Daniel	3	1	2	3	0	0.00	0.00	0	0	0.00	
5 Kronberg Ketil	3	3	0	7	2	28.57	0.00	0	1	0.00	
7 Hamrin Marcus	4	2	2	7	1	14.29	100.00	1	0	14.29	
8 Bye Patrick	0	1	-1	0	0	0.00	0.00	0	0	0.00	
9 Laasonen Philip	2	3	-1	4	2	50.00	0.00	0	0	0.00	
10 Mossin Olesen Ole	3	4	-1	10	6	60.00	33.33	2	0	28.57	
12 Pedersen Marius	4	2	2	6	3	50.00	66.67	2	1	28.57	
16 Fauskanger Sander	0	1	-1	3	1	33.33	0.00	0	0	0.00	
17 Solheim Tobias	0	1	-1	0	0	0.00	0.00	0	0	0.00	
18 Normann Mads	2	1	1	1	1	100.00	0.00	0	1	0.00	
19 Grønli Andreas	2	3	-1	9	2	22.22	0.00	0	1	0.00	
20 Søvting Erlend Vestby	4	2	2	2	2	100.00	0.00	0	1	0.00	
21 Jansen Simen	0	0	0	0	0	0.00	0.00	0	0	0.00	
22 Terjesen Joachim	0	1	-1	2	0	0.00	0.00	0	0	0.00	
24 Hjengård Patrick	1	1	0	4	2	50.00	50.00	1	0	14.29	
25 Kvisvik Martin	2	3	-1	6	0	0.00	0.00	0	0	0.00	
26 Frafjord Fredrik Mohn	0	0	0	0	0	0.00	0.00	0	0	0.00	
29 Lindgjerdet Markus	5	1	4	11	3	27.27	33.33	1	2	14.29	
	35	30		75	25	33.33	28.00				

Denmark			Plus/Minus			Shots			Goals		
Player	+	-	balance	Total	on Goal	% on Goal	Efficiency (%)	scored	Assists	in %	
2 Lehnert Simon	0	2	-2	0	0	0.00	0.00	0	0	0.00	
3 Kleczewski Andreas	0	0	0	0	0	0.00	0.00	0	0	0.00	
4 Holmberg Ford Elias	0	0	0	0	0	0.00	0.00	0	0	0.00	
6 Kajgaard Kasper	0	1	-1	2	1	50.00	0.00	0	0	0.00	
7 Hedegaard Daniel	0	0	0	1	0	0.00	0.00	0	0	0.00	
8 Falkenberg Møller Patrick	0	0	0	0	0	0.00	0.00	0	0	0.00	
10 Mortensen Nyholm Mathias	0	1	-1	3	2	66.67	0.00	0	0	0.00	
14 Eldholm Lukas	6	6	0	6	4	66.67	50.00	2	2	33.33	
16 Winther Malthe	0	0	0	0	0	0.00	0.00	0	0	0.00	
18 Dalkvist Jannik	0	1	-1	3	0	0.00	0.00	0	0	0.00	
22 Kajgaard Emil	0	1	-1	0	0	0.00	0.00	0	0	0.00	
24 Madsen Zimon	0	0	0	0	0	0.00	0.00	0	0	0.00	
26 Henriksen Pontus	6	4	2	6	3	50.00	33.33	1	0	16.67	
35 Rasmussen Axel	6	5	1	0	0	0.00	0.00	0	1	0.00	
36 Sandberg Eddie	6	5	1	8	5	62.50	20.00	1	3	16.67	
63 Holmsteen Christian	0	0	0	0	0	0.00	0.00	0	0	0.00	
77 Glass Mathias	6	6	0	10	8	80.00	25.00	2	0	33.33	
92 Kobberup Rydahl Frederik	0	2	-2	1	1	100.00	0.00	0	0	0.00	
	30	34		40	24	60.00	25.00				

Shot Statistics



Norway

Overall



Denmark

bar	0	0.00 %	bar	1	7.69 %	bar	0	0.00 %
blocked	0	0.00 %	blocked	1	7.69 %	blocked	0	0.00 %
missed	0	0.00 %	missed	3	23.08 %	missed	0	0.00 %
on goal	0	0.00 %	on goal	8	61.54 %	on goal	0	0.00 %
Shots	0	0.00 %	Shots	13	17.33 %	Shots	0	0.00 %
Scores	0	0.00 %	Scores	4	57.14 %	Scores	0	0.00 %
bar	1	8.33 %	bar	0	0.00 %	bar	0	0.00 %
missed	1	8.33 %	blocked	3	21.43 %	on goal	2	12.50 %
blocked	4	33.33 %	missed	5	35.71 %	missed	4	25.00 %
on goal	6	50.00 %	on goal	6	42.86 %	blocked	10	62.50 %
Shots	12	16.00 %	Shots	14	18.67 %	Shots	16	21.33 %
Scores	0	0.00 %	Scores	1	14.29 %	Scores	2	28.57 %
bar	0	0.00 %	bar	0	0.00 %	bar	0	0.00 %
missed	0	0.00 %	on goal	2	20.00 %	on goal	1	12.50 %
on goal	0	0.00 %	missed	3	30.00 %	missed	2	25.00 %
blocked	2	100.00 %	blocked	5	50.00 %	blocked	5	62.50 %
Shots	2	2.67 %	Shots	10	13.33 %	Shots	8	10.67 %
Scores	0	0.00 %	Scores	0	0.00 %	Scores	0	0.00 %

bar	0	0.00 %	bar	0	0.00 %	bar	0	0.00 %
blocked	0	0.00 %	blocked	0	0.00 %	blocked	0	0.00 %
on goal	0	0.00 %	missed	0	0.00 %	missed	0	0.00 %
missed	1	100.00 %	on goal	2	100.00 %	on goal	0	0.00 %
Shots	1	2.50 %	Shots	2	5.00 %	Shots	0	0.00 %
Scores	0	0.00 %	Scores	1	16.67 %	Scores	0	0.00 %
bar	0	0.00 %	bar	1	6.67 %	bar	0	0.00 %
blocked	0	0.00 %	missed	1	6.67 %	blocked	0	0.00 %
missed	2	50.00 %	blocked	3	20.00 %	missed	1	20.00 %
on goal	2	50.00 %	on goal	10	66.67 %	on goal	4	80.00 %
Shots	4	10.00 %	Shots	15	37.50 %	Shots	5	12.50 %
Scores	0	0.00 %	Scores	2	33.33 %	Scores	2	33.33 %
bar	0	0.00 %	bar	0	0.00 %	bar	0	0.00 %
blocked	1	14.29 %	blocked	0	0.00 %	blocked	0	0.00 %
missed	3	42.86 %	missed	0	0.00 %	on goal	1	25.00 %
on goal	3	42.86 %	on goal	2	100.00 %	missed	3	75.00 %
Shots	7	17.50 %	Shots	2	5.00 %	Shots	4	10.00 %
Scores	1	16.67 %	Scores	0	0.00 %	Scores	0	0.00 %

bar	2	2.67 %
missed	18	24.00 %
on goal	25	33.33 %
blocked	30	40.00 %
Shots	75	
Scores	7	

bar	1	2.50 %
blocked	4	10.00 %
missed	11	27.50 %
on goal	24	60.00 %
Shots	40	
Scores	6	

Shot Statistics



Norway

1st Periode

Denmark



bar	0	0.00 %	bar	0	0.00 %	bar	0	0.00 %
blocked	0	0.00 %	blocked	1	20.00 %	blocked	0	0.00 %
missed	0	0.00 %	missed	2	40.00 %	missed	0	0.00 %
on goal	0	0.00 %	on goal	2	40.00 %	on goal	0	0.00 %
Shots	0	0.00 %	Shots	5	20.83 %	Shots	0	0.00 %
Scores	0	0.00 %	Scores	1	50.00 %	Scores	0	0.00 %
missed	0	0.00 %	bar	0	0.00 %	bar	0	0.00 %
bar	1	25.00 %	blocked	1	25.00 %	on goal	0	0.00 %
on goal	1	25.00 %	missed	1	25.00 %	blocked	2	50.00 %
blocked	2	50.00 %	on goal	2	50.00 %	missed	2	50.00 %
Shots	4	16.67 %	Shots	4	16.67 %	Shots	4	16.67 %
Scores	0	0.00 %	Scores	1	50.00 %	Scores	0	0.00 %
bar	0	0.00 %	bar	0	0.00 %	bar	0	0.00 %
blocked	0	0.00 %	missed	0	0.00 %	on goal	0	0.00 %
missed	0	0.00 %	blocked	2	50.00 %	missed	1	33.33 %
on goal	0	0.00 %	on goal	2	50.00 %	blocked	2	66.67 %
Shots	0	0.00 %	Shots	4	16.67 %	Shots	3	12.50 %
Scores	0	0.00 %	Scores	0	0.00 %	Scores	0	0.00 %

bar	0	0.00 %	bar	0	0.00 %	bar	0	0.00 %
blocked	0	0.00 %	blocked	0	0.00 %	blocked	0	0.00 %
missed	0	0.00 %	missed	0	0.00 %	missed	0	0.00 %
on goal	0	0.00 %	on goal	1	100.00 %	on goal	0	0.00 %
Shots	0	0.00 %	Shots	1	11.11 %	Shots	0	0.00 %
Scores	0	0.00 %	Scores	1	25.00 %	Scores	0	0.00 %
bar	0	0.00 %	bar	0	0.00 %	bar	0	0.00 %
blocked	0	0.00 %	blocked	0	0.00 %	blocked	0	0.00 %
on goal	0	0.00 %	missed	0	0.00 %	missed	0	0.00 %
missed	1	100.00 %	on goal	2	100.00 %	on goal	2	100.00 %
Shots	1	11.11 %	Shots	2	22.22 %	Shots	2	22.22 %
Scores	0	0.00 %	Scores	0	0.00 %	Scores	2	50.00 %
bar	0	0.00 %	bar	0	0.00 %	bar	0	0.00 %
blocked	0	0.00 %	blocked	0	0.00 %	blocked	0	0.00 %
missed	1	50.00 %	missed	0	0.00 %	missed	0	0.00 %
on goal	1	50.00 %	on goal	1	100.00 %	on goal	0	0.00 %
Shots	2	22.22 %	Shots	1	11.11 %	Shots	0	0.00 %
Scores	1	25.00 %	Scores	0	0.00 %	Scores	0	0.00 %

bar	1	4.17 %
missed	6	25.00 %
on goal	7	29.17 %
blocked	10	41.67 %
Shots	24	
Scores	2	

bar	0	0.00 %
blocked	0	0.00 %
missed	2	22.22 %
on goal	7	77.78 %
Shots	9	
Scores	4	

Shot Statistics



Norway

2nd Periode

Denmark



bar	0	0.00 %	blocked	0	0.00 %	bar	0	0.00 %
blocked	0	0.00 %	bar	1	16.67 %	blocked	0	0.00 %
missed	0	0.00 %	missed	1	16.67 %	missed	0	0.00 %
on goal	0	0.00 %	on goal	4	66.67 %	on goal	0	0.00 %
Shots	0	0.00 %	Shots	6	24.00 %	Shots	0	0.00 %
Scores	0	0.00 %	Scores	1	50.00 %	Scores	0	0.00 %

bar	0	0.00 %	bar	0	0.00 %	bar	0	0.00 %
missed	0	0.00 %	blocked	0	0.00 %	on goal	1	12.50 %
blocked	1	25.00 %	on goal	1	25.00 %	missed	2	25.00 %
on goal	3	75.00 %	missed	3	75.00 %	blocked	5	62.50 %
Shots	4	16.00 %	Shots	4	16.00 %	Shots	8	32.00 %
Scores	0	0.00 %	Scores	0	0.00 %	Scores	1	50.00 %

bar	0	0.00 %	bar	0	0.00 %	bar	0	0.00 %
blocked	0	0.00 %	on goal	0	0.00 %	blocked	0	0.00 %
missed	0	0.00 %	blocked	1	33.33 %	missed	0	0.00 %
on goal	0	0.00 %	missed	2	66.67 %	on goal	0	0.00 %
Shots	0	0.00 %	Shots	3	12.00 %	Shots	0	0.00 %
Scores	0	0.00 %	Scores	0	0.00 %	Scores	0	0.00 %

bar	1	4.00 %
blocked	7	28.00 %
missed	8	32.00 %
on goal	9	36.00 %
Shots	25	
Scores	2	

bar	0	0.00 %	bar	0	0.00 %	bar	0	0.00 %
blocked	0	0.00 %	blocked	0	0.00 %	blocked	0	0.00 %
missed	0	0.00 %	missed	0	0.00 %	missed	0	0.00 %
on goal	0	0.00 %	on goal	1	100.00 %	on goal	0	0.00 %
Shots	0	0.00 %	Shots	1	7.14 %	Shots	0	0.00 %
Scores	0	0.00 %	Scores	0	0.00 %	Scores	0	0.00 %

bar	0	0.00 %	bar	0	0.00 %	bar	0	0.00 %
blocked	0	0.00 %	blocked	0	0.00 %	blocked	0	0.00 %
missed	1	50.00 %	missed	0	0.00 %	missed	0	0.00 %
on goal	1	50.00 %	on goal	4	100.00 %	on goal	0	0.00 %
Shots	2	14.29 %	Shots	4	28.57 %	Shots	0	0.00 %
Scores	0	0.00 %	Scores	1	100.00 %	Scores	0	0.00 %

bar	0	0.00 %	bar	0	0.00 %	bar	0	0.00 %
blocked	1	25.00 %	blocked	0	0.00 %	blocked	0	0.00 %
on goal	1	25.00 %	missed	0	0.00 %	on goal	1	33.33 %
missed	2	50.00 %	on goal	0	0.00 %	missed	2	66.67 %
Shots	4	28.57 %	Shots	0	0.00 %	Shots	3	21.43 %
Scores	0	0.00 %	Scores	0	0.00 %	Scores	0	0.00 %

bar	0	0.00 %
blocked	1	7.14 %
missed	5	35.71 %
on goal	8	57.14 %
Shots	14	
Scores	1	

Shot Statistics



Norway

3rd Periode



Denmark

bar	0	0.00 %	bar	0	0.00 %	bar	0	0.00 %
blocked	0	0.00 %	blocked	0	0.00 %	blocked	0	0.00 %
missed	0	0.00 %	missed	0	0.00 %	missed	0	0.00 %
on goal	0	0.00 %	on goal	2	100.00 %	on goal	0	0.00 %
Shots	0	0.00 %	Shots	2	8.00 %	Shots	0	0.00 %
Scores	0	0.00 %	Scores	2	100.00 %	Scores	0	0.00 %
bar	0	0.00 %	bar	0	0.00 %	bar	0	0.00 %
blocked	1	25.00 %	missed	1	16.67 %	missed	0	0.00 %
missed	1	25.00 %	blocked	2	33.33 %	on goal	0	0.00 %
on goal	2	50.00 %	on goal	3	50.00 %	blocked	3	100.00 %
Shots	4	16.00 %	Shots	6	24.00 %	Shots	3	12.00 %
Scores	0	0.00 %	Scores	0	0.00 %	Scores	0	0.00 %
bar	0	0.00 %	bar	0	0.00 %	bar	0	0.00 %
missed	0	0.00 %	on goal	0	0.00 %	missed	1	20.00 %
on goal	0	0.00 %	missed	1	33.33 %	on goal	1	20.00 %
blocked	2	100.00 %	blocked	2	66.67 %	blocked	3	60.00 %
Shots	2	8.00 %	Shots	3	12.00 %	Shots	5	20.00 %
Scores	0	0.00 %	Scores	0	0.00 %	Scores	0	0.00 %

bar	0	0.00 %
missed	4	16.00 %
on goal	8	32.00 %
blocked	13	52.00 %
Shots	25	
Scores	2	

bar	0	0.00 %	bar	0	0.00 %	bar	0	0.00 %
blocked	0	0.00 %	blocked	0	0.00 %	blocked	0	0.00 %
on goal	0	0.00 %	missed	0	0.00 %	missed	0	0.00 %
missed	1	100.00 %	on goal	0	0.00 %	on goal	0	0.00 %
Shots	1	5.88 %	Shots	0	0.00 %	Shots	0	0.00 %
Scores	0	0.00 %	Scores	0	0.00 %	Scores	0	0.00 %
bar	0	0.00 %	bar	1	11.11 %	bar	0	0.00 %
blocked	0	0.00 %	missed	1	11.11 %	blocked	0	0.00 %
missed	0	0.00 %	blocked	3	33.33 %	missed	1	33.33 %
on goal	1	100.00 %	on goal	4	44.44 %	on goal	2	66.67 %
Shots	1	5.88 %	Shots	9	52.94 %	Shots	3	17.65 %
Scores	0	0.00 %	Scores	1	100.00 %	Scores	0	0.00 %
bar	0	0.00 %	bar	0	0.00 %	bar	0	0.00 %
blocked	0	0.00 %	blocked	0	0.00 %	blocked	0	0.00 %
missed	0	0.00 %	missed	0	0.00 %	on goal	0	0.00 %
on goal	1	100.00 %	on goal	1	100.00 %	missed	1	100.00 %
Shots	1	5.88 %	Shots	1	5.88 %	Shots	1	5.88 %
Scores	0	0.00 %	Scores	0	0.00 %	Scores	0	0.00 %

bar	1	5.88 %
blocked	3	17.65 %
missed	4	23.53 %
on goal	9	52.94 %
Shots	17	
Scores	1	

Shot Statistics



Norway

Overtime



Denmark

Fehler: Der Unterbericht konnte nicht angezeigt werden.

bar	0	0.00 %	bar	0	0.00 %	bar	0	0.00 %
blocked	0	0.00 %	blocked	0	0.00 %	blocked	0	0.00 %
missed	0	0.00 %	missed	0	0.00 %	missed	0	0.00 %
on goal	0	0.00 %	on goal	0	0.00 %	on goal	0	0.00 %
Shots	0	0.00 %	Shots	0	0.00 %	Shots	0	0.00 %
Scores	0	0.00 %	Scores	0	0.00 %	Scores	0	0.00 %
bar	0	0.00 %	bar	0	0.00 %	bar	0	0.00 %
blocked	0	0.00 %	blocked	0	0.00 %	blocked	0	0.00 %
missed	0	0.00 %	missed	0	0.00 %	missed	0	0.00 %
on goal	0	0.00 %	on goal	0	0.00 %	on goal	1	100.00 %
Shots	0	0.00 %	Shots	0	0.00 %	Shots	1	100.00 %
Scores	0	0.00 %	Scores	0	0.00 %	Scores	1	100.00 %
bar	0	0.00 %	bar	0	0.00 %	bar	0	0.00 %
blocked	0	0.00 %	blocked	0	0.00 %	blocked	0	0.00 %
missed	0	0.00 %	missed	0	0.00 %	missed	0	0.00 %
on goal	0	0.00 %	on goal	0	0.00 %	on goal	0	0.00 %
Shots	0	0.00 %	Shots	0	0.00 %	Shots	0	0.00 %
Scores	0	0.00 %	Scores	0	0.00 %	Scores	0	0.00 %

bar	0	0.00 %
blocked	0	0.00 %
missed	0	0.00 %
on goal	1	100.00 %
Shots	1	
Scores	1	

bar	0	0.00 %
blocked	0	0.00 %
missed	0	0.00 %
on goal	0	0.00 %
Shots	0	
Scores	0	

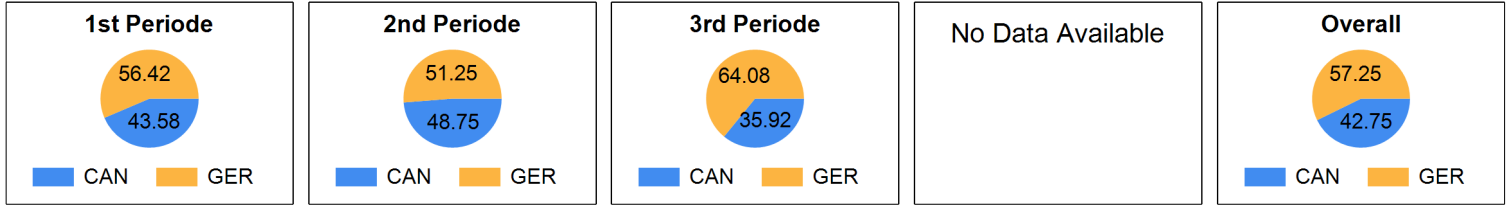
Game Statistics

November 9, 2022



Game Statistics

Possession



Germany



21

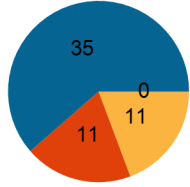
3

Canada



1st	5	1
2nd	7	1
3rd	9	1
ET	0	0

Shots statistics



bar blocked missed on goal

	1st	2nd	3rd	ET	Total
bar	0	0	0	0	0
blocked	5	3	3	0	11
missed	4	1	6	0	11
on goal	12	8	15	0	35
	21	12	24	0	57

Precision (%)	57.14	66.67	62.50	61.40
Efficiency (%)	41.67	87.50	60.00	60.00

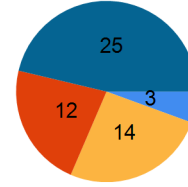
Goalkeeper statistic

	77 Jan Lemke	
	Shots	Saves
1st	4	3
	75.00%	
2nd	9	8
	88.89%	
3rd	12	11
	91.67%	
ET	0	0
	NaN	
Total	25	22
	88.00%	

Penaltytime statistics

	1st	2nd	3rd	Total	Goals
Power play	00:00	00:29	00:00	00:29	0
Box Play	00:00	02:00	00:00	02:00	0

Shots statistics



bar blocked missed on goal

	1st	2nd	3rd	ET	Total
bar	1	0	2	0	3
blocked	4	4	6	0	14
missed	2	2	8	0	12
on goal	4	9	12	0	25
	11	15	28	0	54

Precision (%)	36.36	60.00	42.86	46.30
Efficiency (%)	25.00	11.11	8.33	12.00

Goalkeeper statistic

	39 Kryštof Kasha		4 Benjamin Amdur	
	Shots	Saves	Shots	Saves
1st	12	7	0	0
	58.33%		NaN	
2nd	2	0	6	1
	0.00%		16.67%	
3rd	0	0	15	6
	NaN		40.00%	
ET	0	0	0	0
	NaN		NaN	
Total	14	7	21	7
	50.00%		33.33%	

Penaltytime statistics

	1st	2nd	3rd	Total	Goals
Power play	00:00	02:00	00:00	02:00	0
Box Play	00:00	00:29	00:00	00:29	0

Game Statistics

Game history

1st Periode

Time	Result	Team	Special Situation	#	Player	#	Assist	Speed
11:47	3-1	Germany		11	Niklas Bröker	32	Tino von Pritzbuer	0.00
18:25	4-1	Germany		15	Tim Böttcher	7	Florian Weißkirchen	0.00
19:58	5-1	Germany		22	Michel Wöcke	16	Nils Hofferbert	0.00
2:53	1-0	Germany		29	Jakob Heins	10	Janos Bröker	0.00
3:14	1-1	Canada		82	Jonathan Kuysten	55	Tristan Walsh	0.00
9:46	2-1	Germany		20	Svenson Hoppe	29	Jakob Heins	0.00

2nd Periode

Time	Result	Team	Special Situation	#	Player	#	Assist	Speed
23:06		Germany	2' Obstruction	65	Phillip Weigelt			
26:28	6-1	Germany		20	Svenson Hoppe	10	Janos Bröker	0.00
28:53	7-1	Germany		44	Matthias Siede	16	Nils Hofferbert	0.00
29:13	7-2	Canada		91	Valteri Viitakoski			0.00
30:04	8-2	Germany		20	Svenson Hoppe	10	Janos Bröker	0.00
30:47	9-2	Germany		17	Julian Nihlén	22	Michel Wöcke	0.00
33:26	10-2	Germany		22	Michel Wöcke	44	Matthias Siede	0.00
36:27		Canada	2' Incorrect pushing	9	Cameron Buck			
36:56	11-2	Germany		22	Michel Wöcke	20	Svenson Hoppe	0.00
39:06	12-2	Germany		17	Julian Nihlén	16	Nils Hofferbert	0.00

3rd Periode

Time	Result	Team	Special Situation	#	Player	#	Assist	Speed
40:05	13-2	Germany		11	Niklas Bröker			0.00
40:28	14-2	Germany		29	Jakob Heins	10	Janos Bröker	0.00
44:12	15-2	Germany		7	Florian Weißkirchen	23	Mark-Oliver Bothe	0.00
44:52	16-2	Germany		29	Jakob Heins	20	Svenson Hoppe	0.00
48:54	16-3	Canada		13	Patrick Mahoney			0.00
50:29	17-3	Germany		10	Janos Bröker	29	Jakob Heins	0.00
51:25	18-3	Germany		16	Nils Hofferbert	17	Julian Nihlén	0.00
53:37	19-3	Germany		11	Niklas Bröker	20	Svenson Hoppe	0.00
54:21	20-3	Germany		17	Julian Nihlén	16	Nils Hofferbert	0.00
57:28	21-3	Germany		97	Erik Schuschwary	21	Flemming Kühl	0.00

Game Statistics

Germany			Plus/Minus		Shots			Goals		
Player	+	-	balance	Total	on Goal	% on Goal	Efficiency (%)	scored	Assists	in %
7 Weißkirchen Florian	3	1	2	2	1	50.00	100.00	1	1	4.76
10 Bröker Janos	11	0	11	6	1	16.67	100.00	1	4	4.76
11 Bröker Niklas	10	0	10	4	4	100.00	75.00	3	0	14.29
14 Jordan Vincent	1	1	0	1	1	100.00	0.00	0	0	0.00
15 Böttcher Tim	3	1	2	1	1	100.00	100.00	1	0	4.76
16 Hofferbert Nils	7	2	5	7	4	57.14	25.00	1	4	4.76
17 Nihlén Julian	7	2	5	5	3	60.00	100.00	3	1	14.29
19 Herlt Sascha	3	2	1	0	0	0.00	0.00	0	0	0.00
20 Hoppe Svenson	11	0	11	3	3	100.00	100.00	3	3	14.29
21 Kühl Flemming	2	0	2	0	0	0.00	0.00	0	1	0.00
22 Wöcke Michel	8	2	6	11	8	72.73	37.50	3	1	14.29
23 Bothe Mark-Oliver	2	0	2	1	0	0.00	0.00	0	1	0.00
29 Heins Jakob	11	0	11	10	7	70.00	42.86	3	2	14.29
32 von Pritzbuier Tino	10	0	10	1	0	0.00	0.00	0	1	0.00
44 Siede Matthias	8	2	6	2	1	50.00	100.00	1	1	4.76
45 Rutz Niklas	5	1	4	1	0	0.00	0.00	0	0	0.00
65 Weigelt Phillip	1	1	0	0	0	0.00	0.00	0	0	0.00
97 Schuschwary Erik	2	0	2	2	1	50.00	100.00	1	0	4.76
	105	15		57	35	61.40	60.00			

Canada			Plus/Minus		Shots			Goals		
Player	+	-	balance	Total	on Goal	% on Goal	Efficiency (%)	scored	Assists	in %
7 Grenapin Cedric	0	1	-1	0	0	0.00	0.00	0	0	0.00
8 Daly James	0	4	-4	1	1	100.00	0.00	0	0	0.00
9 Buck Cameron	0	8	-8	2	1	50.00	0.00	0	0	0.00
10 Laquerre Justin	0	6	-6	0	0	0.00	0.00	0	0	0.00
12 Bowden Stuart	1	2	-1	0	0	0.00	0.00	0	0	0.00
13 Mahoney Patrick	1	3	-2	7	3	42.86	33.33	1	0	33.33
15 Walsh Taylor	2	8	-6	1	0	0.00	0.00	0	0	0.00
20 Friedli Steven	1	5	-4	6	3	50.00	0.00	0	0	0.00
50 Jette Alex	0	7	-7	0	0	0.00	0.00	0	0	0.00
51 Lavergne Francis	1	7	-6	2	2	100.00	0.00	0	0	0.00
55 Walsh Tristan	1	7	-6	3	1	33.33	0.00	0	1	0.00
61 Smith Matthew	0	5	-5	2	1	50.00	0.00	0	0	0.00
67 Lumiala Eetu	1	4	-3	2	1	50.00	0.00	0	0	0.00
77 Berg Lauri	1	9	-8	6	2	33.33	0.00	0	0	0.00
82 Kuysten Jonathan	1	9	-8	6	3	50.00	33.33	1	0	33.33
86 Hudson Michael	0	7	-7	0	0	0.00	0.00	0	0	0.00
88 Barber Brandon	2	3	-1	1	1	100.00	0.00	0	0	0.00
91 Viitakoski Valtteri	3	9	-6	15	6	40.00	16.67	1	0	33.33
	15	104		54	25	46.30	12.00			

Shot Statistics



Germany

Overall



Canada

bar	0	0.00 %	bar	0	0.00 %	bar	0	0.00 %
missed	0	0.00 %	blocked	0	0.00 %	blocked	0	0.00 %
blocked	1	50.00 %	missed	2	13.33 %	missed	0	0.00 %
on goal	1	50.00 %	on goal	13	86.67 %	on goal	0	0.00 %
Shots	2	3.51 %	Shots	15	26.32 %	Shots	0	0.00 %
Scores	0	0.00 %	Scores	9	42.86 %	Scores	0	0.00 %

bar	0	0.00 %	bar	0	0.00 %	bar	0	0.00 %
blocked	2	20.00 %	blocked	3	30.00 %	missed	0	0.00 %
missed	2	20.00 %	missed	3	30.00 %	blocked	4	44.44 %
on goal	6	60.00 %	on goal	4	40.00 %	on goal	5	55.56 %
Shots	10	17.54 %	Shots	10	17.54 %	Shots	9	15.79 %
Scores	2	9.52 %	Scores	3	14.29 %	Scores	4	19.05 %

bar	0	0.00 %	bar	0	0.00 %	bar	0	0.00 %
blocked	1	25.00 %	blocked	0	0.00 %	blocked	0	0.00 %
on goal	1	25.00 %	missed	1	25.00 %	missed	1	33.33 %
missed	2	50.00 %	on goal	3	75.00 %	on goal	2	66.67 %
Shots	4	7.02 %	Shots	4	7.02 %	Shots	3	5.26 %
Scores	1	4.76 %	Scores	1	4.76 %	Scores	1	4.76 %

bar	0	0.00 %	blocked	0	0.00 %	missed	0	0.00 %
blocked	0	0.00 %	missed	0	0.00 %	bar	1	33.33 %
missed	0	0.00 %	bar	1	50.00 %	blocked	1	33.33 %
on goal	0	0.00 %	on goal	1	50.00 %	on goal	1	33.33 %
Shots	0	0.00 %	Shots	2	3.70 %	Shots	3	5.56 %
Scores	0	0.00 %	Scores	0	0.00 %	Scores	0	0.00 %

bar	0	0.00 %	bar	1	5.26 %	bar	0	0.00 %
blocked	0	0.00 %	blocked	2	10.53 %	missed	1	11.11 %
on goal	2	33.33 %	missed	4	21.05 %	blocked	3	33.33 %
missed	4	66.67 %	on goal	12	63.16 %	on goal	5	55.56 %
Shots	6	11.11 %	Shots	19	35.19 %	Shots	9	16.67 %
Scores	0	0.00 %	Scores	1	33.33 %	Scores	1	33.33 %

bar	0	0.00 %	bar	0	0.00 %	bar	0	0.00 %
on goal	0	0.00 %	missed	2	16.67 %	missed	0	0.00 %
blocked	1	50.00 %	on goal	4	33.33 %	on goal	0	0.00 %
missed	1	50.00 %	blocked	6	50.00 %	blocked	1	100.00 %
Shots	2	3.70 %	Shots	12	22.22 %	Shots	1	1.85 %
Scores	0	0.00 %	Scores	1	33.33 %	Scores	0	0.00 %

bar	0	0.00 %
blocked	11	19.30 %
missed	11	19.30 %
on goal	35	61.40 %
Shots	57	
Scores	21	

bar	3	5.56 %
missed	12	22.22 %
blocked	14	25.93 %
on goal	25	46.30 %
Shots	54	
Scores	3	

Shot Statistics



Germany

1st Periode

Canada



bar	0	0.00 %	bar	0	0.00 %	bar	0	0.00 %
missed	0	0.00 %	blocked	0	0.00 %	blocked	0	0.00 %
blocked	1	50.00 %	missed	0	0.00 %	missed	0	0.00 %
on goal	1	50.00 %	on goal	2	100.00 %	on goal	0	0.00 %
Shots	2	9.52 %	Shots	2	9.52 %	Shots	0	0.00 %
Scores	0	0.00 %	Scores	2	40.00 %	Scores	0	0.00 %

bar	0	0.00 %	bar	0	0.00 %	bar	0	0.00 %
blocked	0	0.00 %	blocked	0	0.00 %	missed	0	0.00 %
missed	0	0.00 %	missed	1	25.00 %	on goal	2	40.00 %
on goal	2	100.00 %	on goal	3	75.00 %	blocked	3	60.00 %
Shots	2	9.52 %	Shots	4	19.05 %	Shots	5	23.81 %
Scores	0	0.00 %	Scores	2	40.00 %	Scores	1	20.00 %

bar	0	0.00 %	bar	0	0.00 %	bar	0	0.00 %
on goal	0	0.00 %	blocked	0	0.00 %	blocked	0	0.00 %
blocked	1	50.00 %	missed	1	50.00 %	missed	1	50.00 %
missed	1	50.00 %	on goal	1	50.00 %	on goal	1	50.00 %
Shots	2	9.52 %	Shots	2	9.52 %	Shots	2	9.52 %
Scores	0	0.00 %	Scores	0	0.00 %	Scores	0	0.00 %

bar	0	0.00 %
missed	4	19.05 %
blocked	5	23.81 %
on goal	12	57.14 %
Shots	21	
Scores	5	

bar	0	0.00 %	bar	0	0.00 %	bar	0	0.00 %
blocked	0	0.00 %	blocked	0	0.00 %	blocked	0	0.00 %
missed	0	0.00 %	missed	0	0.00 %	missed	0	0.00 %
on goal	0	0.00 %	on goal	0	0.00 %	on goal	0	0.00 %
Shots	0	0.00 %	Shots	0	0.00 %	Shots	0	0.00 %
Scores	0	0.00 %	Scores	0	0.00 %	Scores	0	0.00 %

bar	0	0.00 %	blocked	0	0.00 %	bar	0	0.00 %
blocked	0	0.00 %	bar	1	25.00 %	missed	0	0.00 %
missed	0	0.00 %	missed	1	25.00 %	on goal	1	33.33 %
on goal	1	100.00 %	on goal	2	50.00 %	blocked	2	66.67 %
Shots	1	9.09 %	Shots	4	36.36 %	Shots	3	27.27 %
Scores	0	0.00 %	Scores	0	0.00 %	Scores	1	100.00 %

bar	0	0.00 %	bar	0	0.00 %	bar	0	0.00 %
missed	0	0.00 %	on goal	0	0.00 %	blocked	0	0.00 %
on goal	0	0.00 %	blocked	1	50.00 %	missed	0	0.00 %
blocked	1	100.00 %	missed	1	50.00 %	on goal	0	0.00 %
Shots	1	9.09 %	Shots	2	18.18 %	Shots	0	0.00 %
Scores	0	0.00 %	Scores	0	0.00 %	Scores	0	0.00 %

bar	1	9.09 %
missed	2	18.18 %
blocked	4	36.36 %
on goal	4	36.36 %
Shots	11	
Scores	1	

Shot Statistics



Germany

2nd Periode



Canada

bar	0	0.00 %	bar	0	0.00 %	bar	0	0.00 %
blocked	0	0.00 %	blocked	0	0.00 %	blocked	0	0.00 %
missed	0	0.00 %	missed	0	0.00 %	missed	0	0.00 %
on goal	0	0.00 %	on goal	3	100.00 %	on goal	0	0.00 %
Shots	0	0.00 %	Shots	3	25.00 %	Shots	0	0.00 %
Scores	0	0.00 %	Scores	3	42.86 %	Scores	0	0.00 %

bar	0	0.00 %	bar	0	0.00 %	bar	0	0.00 %
blocked	1	33.33 %	missed	0	0.00 %	missed	0	0.00 %
missed	1	33.33 %	blocked	1	50.00 %	blocked	1	25.00 %
on goal	1	33.33 %	on goal	1	50.00 %	on goal	3	75.00 %
Shots	3	25.00 %	Shots	2	16.67 %	Shots	4	33.33 %
Scores	0	0.00 %	Scores	1	14.29 %	Scores	3	42.86 %

bar	0	0.00 %	bar	0	0.00 %	bar	0	0.00 %
blocked	0	0.00 %	blocked	0	0.00 %	blocked	0	0.00 %
missed	0	0.00 %	missed	0	0.00 %	missed	0	0.00 %
on goal	0	0.00 %	on goal	0	0.00 %	on goal	0	0.00 %
Shots	0	0.00 %	Shots	0	0.00 %	Shots	0	0.00 %
Scores	0	0.00 %	Scores	0	0.00 %	Scores	0	0.00 %

bar	0	0.00 %
missed	1	8.33 %
blocked	3	25.00 %
on goal	8	66.67 %
Shots	12	
Scores	7	

bar	0	0.00 %	bar	0	0.00 %	bar	0	0.00 %
blocked	0	0.00 %	blocked	0	0.00 %	blocked	0	0.00 %
missed	0	0.00 %	missed	0	0.00 %	missed	0	0.00 %
on goal	0	0.00 %	on goal	0	0.00 %	on goal	0	0.00 %
Shots	0	0.00 %	Shots	0	0.00 %	Shots	0	0.00 %
Scores	0	0.00 %	Scores	0	0.00 %	Scores	0	0.00 %

bar	0	0.00 %	bar	0	0.00 %	bar	0	0.00 %
blocked	0	0.00 %	blocked	0	0.00 %	blocked	0	0.00 %
missed	0	0.00 %	missed	0	0.00 %	missed	0	0.00 %
on goal	1	100.00 %	on goal	3	100.00 %	on goal	1	100.00 %
Shots	1	6.67 %	Shots	3	20.00 %	Shots	1	6.67 %
Scores	0	0.00 %	Scores	0	0.00 %	Scores	0	0.00 %

bar	0	0.00 %	bar	0	0.00 %	bar	0	0.00 %
blocked	0	0.00 %	missed	1	12.50 %	missed	0	0.00 %
on goal	0	0.00 %	blocked	3	37.50 %	on goal	0	0.00 %
missed	1	100.00 %	on goal	4	50.00 %	blocked	1	100.00 %
Shots	1	6.67 %	Shots	8	53.33 %	Shots	1	6.67 %
Scores	0	0.00 %	Scores	1	100.00 %	Scores	0	0.00 %

bar	0	0.00 %
missed	2	13.33 %
blocked	4	26.67 %
on goal	9	60.00 %
Shots	15	
Scores	1	

Shot Statistics



Germany

3rd Periode



Canada

bar	0	0.00 %	bar	0	0.00 %	bar	0	0.00 %
blocked	0	0.00 %	blocked	0	0.00 %	blocked	0	0.00 %
missed	0	0.00 %	missed	2	20.00 %	missed	0	0.00 %
on goal	0	0.00 %	on goal	8	80.00 %	on goal	0	0.00 %
Shots	0	0.00 %	Shots	10	41.67 %	Shots	0	0.00 %
Scores	0	0.00 %	Scores	4	44.44 %	Scores	0	0.00 %

bar	0	0.00 %	bar	0	0.00 %	bar	0	0.00 %
blocked	1	20.00 %	on goal	0	0.00 %	blocked	0	0.00 %
missed	1	20.00 %	blocked	2	50.00 %	missed	0	0.00 %
on goal	3	60.00 %	missed	2	50.00 %	on goal	0	0.00 %
Shots	5	20.83 %	Shots	4	16.67 %	Shots	0	0.00 %
Scores	2	22.22 %	Scores	0	0.00 %	Scores	0	0.00 %

bar	0	0.00 %	bar	0	0.00 %	bar	0	0.00 %
blocked	0	0.00 %	blocked	0	0.00 %	blocked	0	0.00 %
missed	1	50.00 %	missed	0	0.00 %	missed	0	0.00 %
on goal	1	50.00 %	on goal	2	100.00 %	on goal	1	100.00 %
Shots	2	8.33 %	Shots	2	8.33 %	Shots	1	4.17 %
Scores	1	11.11 %	Scores	1	11.11 %	Scores	1	11.11 %

bar	0	0.00 %
blocked	3	12.50 %
missed	6	25.00 %
on goal	15	62.50 %
Shots	24	
Scores	9	

bar	0	0.00 %	blocked	0	0.00 %	missed	0	0.00 %
blocked	0	0.00 %	missed	0	0.00 %	bar	1	33.33 %
missed	0	0.00 %	bar	1	50.00 %	blocked	1	33.33 %
on goal	0	0.00 %	on goal	1	50.00 %	on goal	1	33.33 %
Shots	0	0.00 %	Shots	2	7.14 %	Shots	3	10.71 %
Scores	0	0.00 %	Scores	0	0.00 %	Scores	0	0.00 %


bar	0	0.00 %	bar	0	0.00 %	bar	0	0.00 %
blocked	0	0.00 %	blocked	2	16.67 %	blocked	1	20.00 %
on goal	0	0.00 %	missed	3	25.00 %	missed	1	20.00 %
missed	4	100.00 %	on goal	7	58.33 %	on goal	3	60.00 %
Shots	4	14.29 %	Shots	12	42.86 %	Shots	5	17.86 %
Scores	0	0.00 %	Scores	1	100.00 %	Scores	0	0.00 %

bar	0	0.00 %	bar	0	0.00 %	bar	0	0.00 %
blocked	0	0.00 %	missed	0	0.00 %	blocked	0	0.00 %
missed	0	0.00 %	on goal	0	0.00 %	missed	0	0.00 %
on goal	0	0.00 %	blocked	2	100.00 %	on goal	0	0.00 %
Shots	0	0.00 %	Shots	2	7.14 %	Shots	0	0.00 %
Scores	0	0.00 %	Scores	0	0.00 %	Scores	0	0.00 %

bar	2	7.14 %
blocked	6	21.43 %
missed	8	28.57 %
on goal	12	42.86 %
Shots	28	
Scores	1	

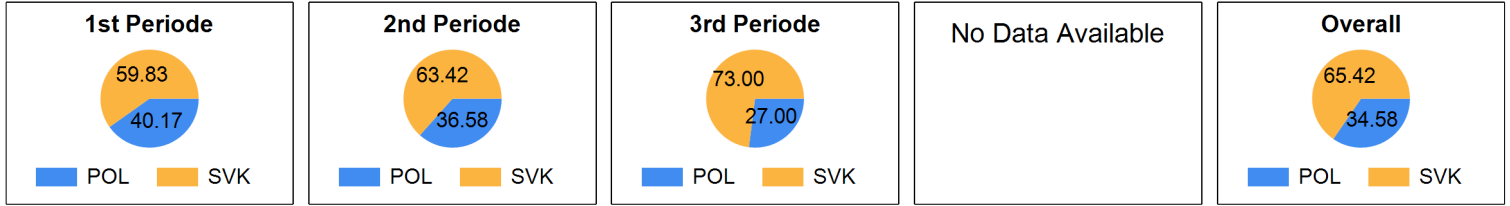
Game Statistics

November 9, 2022



Game Statistics

Possession



Slovakia



9

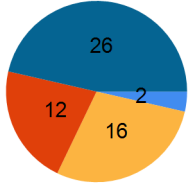
1

Poland



1st	3	0
2nd	4	0
3rd	2	1
ET	0	0

Shots statistics



bar blocked missed on goal

	1st	2nd	3rd	ET	Total
bar	0	2	0	0	2
blocked	8	3	5	0	16
missed	2	7	3	0	12
on goal	7	10	9	0	26
	17	22	17	0	56

Precision (%)	41.18	45.45	52.94	46.43
Efficiency (%)	42.86	40.00	22.22	34.62

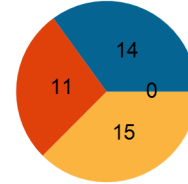
Goalkeeper statistic

	31 Adam Kohút	
	Shots	Saves
1st	6	6
	100.00%	
2nd	4	4
	100.00%	
3rd	4	3
	75.00%	
ET	0	0
	NaN	
Total	14	13
	92.86%	

Penaltytime statistics

	1st	2nd	3rd	Total	Goals
Power play	00:00	00:00	00:11	00:11	1
Box Play	00:52	01:08	00:00	02:00	1

Shots statistics



bar blocked missed on goal

	1st	2nd	3rd	ET	Total
bar	0	0	0	0	0
blocked	5	7	3	0	15
missed	3	5	3	0	11
on goal	6	4	4	0	14
	14	16	10	0	40

Precision (%)	42.86	25.00	40.00	35.00
Efficiency (%)	0.00	0.00	25.00	7.14

Goalkeeper statistic

	33 Jakub Udziela	
	Shots	Saves
1st	7	4
	57.14%	
2nd	10	6
	60.00%	
3rd	9	7
	77.78%	
ET	0	0
	NaN	
Total	26	17
	65.38%	

Penaltytime statistics

	1st	2nd	3rd	Total	Goals
Power play	00:52	01:08	00:00	02:00	0
Box Play	00:00	00:00	00:11	00:11	0

Game Statistics

Game history

1st Periode

Time	Result	Team	Special Situation	#	Player	#	Assist	Speed
07:47	1-0	Slovakia		24	Lukáš Ujhelyi	27	Michal Pažák	0.00
13:08	2-0	Slovakia		38	Matúš Gajdoš	24	Lukáš Ujhelyi	0.00
19:08		Slovakia	2' Tackle/Tripping	18	Peter Nehila			
19:36	3-0	Slovakia	Box Play	93	Tomáš Kvasnica	10	Samuel Kelemen	0.00

2nd Periode

Time	Result	Team	Special Situation	#	Player	#	Assist	Speed
23:54	4-0	Slovakia		71	Kristián Kozák	33	Ladislav Gál	0.00
27:12	5-0	Slovakia		4	Michal Dudovic	79	Ronald Gašparik	0.00
32:36	6-0	Slovakia		47	Šimon Hatala	4	Michal Dudovic	0.00
37:56	7-0	Slovakia		79	Ronald Gašparik	4	Michal Dudovic	0.00

3rd Periode

Time	Result	Team	Special Situation	#	Player	#	Assist	Speed
42:42	7-1	Poland		66	Kacper Skura	14	Alexander Dahlstrom	0.00
45:26	8-1	Slovakia		79	Ronald Gašparik	33	Ladislav Gál	0.00
55:22		Poland	2' Repeated offences	29	Łukasz Sadolewski			
55:33	9-1	Slovakia	PowerPlay	4	Michal Dudovic	27	Michal Pažák	0.00
59:43		Poland	Time Out					

Game Statistics

Slovakia		Plus/Minus			Shots				Goals		
Player	+	-	balance	Total	on Goal	% on Goal	Efficiency (%)	scored	Assists	in %	
4 Dudovic Michal	6	1	5	6	4	66.67	50.00	2	2	22.22	
7 Virga Samuel	0	0	0	3	2	66.67	0.00	0	0	0.00	
8 Kubovič Martin	0	0	0	1	1	100.00	0.00	0	0	0.00	
10 Kelemen Samuel	1	0	1	1	0	0.00	0.00	0	1	0.00	
18 Nehila Peter	3	0	3	4	0	0.00	0.00	0	0	0.00	
24 Ujhelyi Lukáš	3	0	3	6	4	66.67	25.00	1	1	11.11	
27 Pažák Michal	4	1	3	2	1	50.00	0.00	0	2	0.00	
29 Bačinský Vladimír	0	0	0	2	1	50.00	0.00	0	0	0.00	
33 Gál Ladislav	5	1	4	6	1	16.67	0.00	0	2	0.00	
38 Gajdoš Matúš	3	0	3	6	4	66.67	25.00	1	0	11.11	
47 Hatala Šimon	5	0	5	2	1	50.00	100.00	1	0	11.11	
61 Košarišťan Jakub	0	0	0	0	0	0.00	0.00	0	0	0.00	
66 Cvacho Richard	0	0	0	0	0	0.00	0.00	0	0	0.00	
71 Kozák Kristián	3	1	2	2	1	50.00	100.00	1	0	11.11	
77 Miške Michal	5	0	5	4	0	0.00	0.00	0	0	0.00	
79 Gašparík Ronald	6	1	5	9	4	44.44	50.00	2	1	22.22	
89 Mirt Ladislav	0	0	0	0	0	0.00	0.00	0	0	0.00	
93 Kvasnica Tomáš	1	0	1	2	2	100.00	50.00	1	0	11.11	
	45	5		56	26	46.43	34.62				

Poland		Plus/Minus			Shots				Goals		
Player	+	-	balance	Total	on Goal	% on Goal	Efficiency (%)	scored	Assists	in %	
7 Ryzewski Jan	0	2	-2	0	0	0.00	0.00	0	0	0.00	
10 Prochazka Jakub	0	4	-4	2	1	50.00	0.00	0	0	0.00	
11 Sieńko Michał	1	1	0	4	2	50.00	0.00	0	0	0.00	
13 Łyskawa Jakub	0	4	-4	3	0	0.00	0.00	0	0	0.00	
14 Dahlstrom Alexander	1	1	0	1	0	0.00	0.00	0	1	0.00	
16 Widurski Łukasz	0	0	0	0	0	0.00	0.00	0	0	0.00	
21 Dahlstrom Lucas	1	1	0	7	3	42.86	0.00	0	0	0.00	
22 Surdyn Daniel	0	4	-4	5	1	20.00	0.00	0	0	0.00	
25 Sadolewski Mateusz	0	3	-3	0	0	0.00	0.00	0	0	0.00	
27 Szałański Kacper	0	3	-3	4	1	25.00	0.00	0	0	0.00	
29 Sadolewski Łukasz	1	3	-2	0	0	0.00	0.00	0	0	0.00	
31 Antoniak Mateusz	0	3	-3	2	1	50.00	0.00	0	0	0.00	
44 Pelczarski Konrad	0	5	-5	1	0	0.00	0.00	0	0	0.00	
66 Skura Kacper	1	3	-2	8	5	62.50	20.00	1	0	100.00	
88 Turwoń Mateusz	0	4	-4	2	0	0.00	0.00	0	0	0.00	
89 Krawczyk Robert	0	4	-4	1	0	0.00	0.00	0	0	0.00	
	5	45		40	14	35.00	7.14				

Shot Statistics



Slovakia

Overall

Poland



bar	0	0.00 %	bar	1	7.69 %	bar	0	0.00 %
blocked	0	0.00 %	blocked	1	7.69 %	blocked	0	0.00 %
missed	0	0.00 %	missed	3	23.08 %	missed	0	0.00 %
on goal	1	100.00 %	on goal	8	61.54 %	on goal	1	100.00 %
Shots	1	1.79 %	Shots	13	23.21 %	Shots	1	1.79 %
Scores	0	0.00 %	Scores	3	33.33 %	Scores	0	0.00 %
missed	0	0.00 %	bar	0	0.00 %	bar	0	0.00 %
bar	1	25.00 %	blocked	1	6.25 %	missed	2	14.29 %
on goal	1	25.00 %	missed	6	37.50 %	on goal	5	35.71 %
blocked	2	50.00 %	on goal	9	56.25 %	blocked	7	50.00 %
Shots	4	7.14 %	Shots	16	28.57 %	Shots	14	25.00 %
Scores	1	11.11 %	Scores	4	44.44 %	Scores	1	11.11 %
bar	0	0.00 %	bar	0	0.00 %	bar	0	0.00 %
blocked	0	0.00 %	missed	0	0.00 %	missed	1	25.00 %
missed	0	0.00 %	on goal	0	0.00 %	on goal	1	25.00 %
on goal	0	0.00 %	blocked	3	100.00 %	blocked	2	50.00 %
Shots	0	0.00 %	Shots	3	5.36 %	Shots	4	7.14 %
Scores	0	0.00 %	Scores	0	0.00 %	Scores	0	0.00 %

bar	0	0.00 %	bar	0	0.00 %	bar	0	0.00 %
blocked	0	0.00 %	blocked	1	11.11 %	blocked	0	0.00 %
missed	0	0.00 %	missed	2	22.22 %	missed	0	0.00 %
on goal	0	0.00 %	on goal	6	66.67 %	on goal	0	0.00 %
Shots	0	0.00 %	Shots	9	22.50 %	Shots	0	0.00 %
Scores	0	0.00 %	Scores	1	100.00 %	Scores	0	0.00 %
bar	0	0.00 %	bar	0	0.00 %	bar	0	0.00 %
missed	2	28.57 %	missed	2	15.38 %	missed	0	0.00 %
on goal	2	28.57 %	on goal	5	38.46 %	on goal	0	0.00 %
blocked	3	42.86 %	blocked	6	46.15 %	blocked	2	100.00 %
Shots	7	17.50 %	Shots	13	32.50 %	Shots	2	5.00 %
Scores	0	0.00 %	Scores	0	0.00 %	Scores	0	0.00 %
bar	0	0.00 %	bar	0	0.00 %	bar	0	0.00 %
on goal	0	0.00 %	on goal	1	16.67 %	blocked	0	0.00 %
blocked	1	50.00 %	blocked	2	33.33 %	on goal	0	0.00 %
missed	1	50.00 %	missed	3	50.00 %	missed	1	100.00 %
Shots	2	5.00 %	Shots	6	15.00 %	Shots	1	2.50 %
Scores	0	0.00 %	Scores	0	0.00 %	Scores	0	0.00 %

bar	2	3.57 %
missed	12	21.43 %
blocked	16	28.57 %
on goal	26	46.43 %
Shots	56	
Scores	9	

bar	0	0.00 %
missed	11	27.50 %
on goal	14	35.00 %
blocked	15	37.50 %
Shots	40	
Scores	1	

Shot Statistics



Slovakia

1st Periode

Poland



bar	0	0.00 %
blocked	0	0.00 %
missed	0	0.00 %
on goal	1	100.00 %
Shots	1	5.88 %
Scores	0	0.00 %

bar	0	0.00 %
blocked	0	0.00 %
missed	0	0.00 %
on goal	0	0.00 %
Shots	0	0.00 %
Scores	0	0.00 %

bar	0	0.00 %
blocked	0	0.00 %
missed	0	0.00 %
on goal	1	100.00 %
Shots	1	5.88 %
Scores	0	0.00 %

bar	0	0.00 %
blocked	0	0.00 %
missed	0	0.00 %
on goal	0	0.00 %
Shots	0	0.00 %
Scores	0	0.00 %

bar	0	0.00 %
blocked	1	25.00 %
missed	1	25.00 %
on goal	2	50.00 %
Shots	4	28.57 %
Scores	0	0.00 %

bar	0	0.00 %
blocked	0	0.00 %
missed	0	0.00 %
on goal	0	0.00 %
Shots	0	0.00 %
Scores	0	0.00 %

bar	0	0.00 %
missed	0	0.00 %
on goal	1	33.33 %
blocked	2	66.67 %
Shots	3	17.65 %
Scores	1	33.33 %

Fehler: Der Unterbericht konnte nicht angezeigt werden.

bar	0	0.00 %
missed	0	0.00 %
on goal	1	20.00 %
blocked	4	80.00 %
Shots	5	29.41 %
Scores	0	0.00 %

bar	0	0.00 %
missed	0	0.00 %
on goal	0	0.00 %
blocked	1	100.00 %
Shots	1	7.14 %
Scores	0	0.00 %

bar	0	0.00 %
missed	0	0.00 %
blocked	1	25.00 %
on goal	3	75.00 %
Shots	4	28.57 %
Scores	0	0.00 %

bar	0	0.00 %
blocked	0	0.00 %
missed	0	0.00 %
on goal	0	0.00 %
Shots	0	0.00 %
Scores	0	0.00 %

bar	0	0.00 %
blocked	0	0.00 %
missed	0	0.00 %
on goal	0	0.00 %
Shots	0	0.00 %
Scores	0	0.00 %

bar	0	0.00 %
missed	0	0.00 %
on goal	0	0.00 %
blocked	1	100.00 %
Shots	1	5.88 %
Scores	0	0.00 %

bar	0	0.00 %
blocked	0	0.00 %
missed	0	0.00 %
on goal	1	100.00 %
Shots	1	5.88 %
Scores	0	0.00 %

bar	0	0.00 %
on goal	0	0.00 %
blocked	1	50.00 %
missed	1	50.00 %
Shots	2	14.29 %
Scores	0	0.00 %

bar	0	0.00 %
blocked	1	33.33 %
missed	1	33.33 %
on goal	1	33.33 %
Shots	3	21.43 %
Scores	0	0.00 %

bar	0	0.00 %
blocked	0	0.00 %
missed	0	0.00 %
on goal	0	0.00 %
Shots	0	0.00 %
Scores	0	0.00 %

bar	0	0.00 %
missed	2	11.76 %
on goal	7	41.18 %
blocked	8	47.06 %
Shots	17	
Scores	3	

bar	0	0.00 %
missed	3	21.43 %
blocked	5	35.71 %
on goal	6	42.86 %
Shots	14	
Scores	0	

Shot Statistics



Slovakia

2nd Periode

Poland



bar	0	0.00 %	bar	1	14.29 %	bar	0	0.00 %
blocked	0	0.00 %	blocked	1	14.29 %	blocked	0	0.00 %
missed	0	0.00 %	missed	2	28.57 %	missed	0	0.00 %
on goal	0	0.00 %	on goal	3	42.86 %	on goal	0	0.00 %
Shots	0	0.00 %	Shots	7	31.82 %	Shots	0	0.00 %
Scores	0	0.00 %	Scores	2	50.00 %	Scores	0	0.00 %
blocked	0	0.00 %	bar	0	0.00 %	bar	0	0.00 %
missed	0	0.00 %	blocked	0	0.00 %	blocked	1	33.33 %
on goal	0	0.00 %	missed	4	40.00 %	missed	1	33.33 %
bar	1	100.00 %	on goal	6	60.00 %	on goal	1	33.33 %
Shots	1	4.55 %	Shots	10	45.45 %	Shots	3	13.64 %
Scores	0	0.00 %	Scores	2	50.00 %	Scores	0	0.00 %
bar	0	0.00 %	bar	0	0.00 %	bar	0	0.00 %
blocked	0	0.00 %	blocked	0	0.00 %	missed	0	0.00 %
missed	0	0.00 %	missed	0	0.00 %	on goal	0	0.00 %
on goal	0	0.00 %	on goal	0	0.00 %	blocked	1	100.00 %
Shots	0	0.00 %	Shots	0	0.00 %	Shots	1	4.55 %
Scores	0	0.00 %	Scores	0	0.00 %	Scores	0	0.00 %

bar	2	9.09 %
blocked	3	13.64 %
missed	7	31.82 %
on goal	10	45.45 %
Shots	22	
Scores	4	

bar	0	0.00 %	bar	0	0.00 %	bar	0	0.00 %
blocked	0	0.00 %	blocked	0	0.00 %	blocked	0	0.00 %
missed	0	0.00 %	missed	1	33.33 %	missed	0	0.00 %
on goal	0	0.00 %	on goal	2	66.67 %	on goal	0	0.00 %
Shots	0	0.00 %	Shots	3	18.75 %	Shots	0	0.00 %
Scores	0	0.00 %	Scores	0	0.00 %	Scores	0	0.00 %
bar	0	0.00 %	bar	0	0.00 %	bar	0	0.00 %
on goal	0	0.00 %	missed	1	16.67 %	missed	0	0.00 %
blocked	1	33.33 %	on goal	2	33.33 %	on goal	0	0.00 %
missed	2	66.67 %	blocked	3	50.00 %	blocked	2	100.00 %
Shots	3	18.75 %	Shots	6	37.50 %	Shots	2	12.50 %
Scores	0	0.00 %	Scores	0	0.00 %	Scores	0	0.00 %
bar	0	0.00 %	bar	0	0.00 %	bar	0	0.00 %
blocked	0	0.00 %	missed	0	0.00 %	blocked	0	0.00 %
missed	0	0.00 %	on goal	0	0.00 %	on goal	0	0.00 %
on goal	0	0.00 %	blocked	1	100.00 %	missed	1	100.00 %
Shots	0	0.00 %	Shots	1	6.25 %	Shots	1	6.25 %
Scores	0	0.00 %	Scores	0	0.00 %	Scores	0	0.00 %

bar	0	0.00 %
on goal	4	25.00 %
missed	5	31.25 %
blocked	7	43.75 %
Shots	16	
Scores	0	

Shot Statistics



Slovakia

3rd Periode

Poland



Fehler: Der Unterbericht konnte nicht angezeigt werden.

bar	0	0.00 %	bar	0	0.00 %
blocked	0	0.00 %	blocked	0	0.00 %
missed	1	16.67 %	missed	0	0.00 %
on goal	5	83.33 %	on goal	0	0.00 %
Shots	6	35.29 %	Shots	0	0.00 %
Scores	1	50.00 %	Scores	0	0.00 %

bar	0	0.00 %	bar	0	0.00 %	bar	0	0.00 %
blocked	0	0.00 %	blocked	0	0.00 %	missed	1	16.67 %
missed	0	0.00 %	missed	0	0.00 %	blocked	2	33.33 %
on goal	0	0.00 %	on goal	1	100.00 %	on goal	3	50.00 %
Shots	0	0.00 %	Shots	1	5.88 %	Shots	6	35.29 %
Scores	0	0.00 %	Scores	0	0.00 %	Scores	1	50.00 %

bar	0	0.00 %	bar	0	0.00 %	bar	0	0.00 %
blocked	0	0.00 %	missed	0	0.00 %	on goal	0	0.00 %
missed	0	0.00 %	on goal	0	0.00 %	blocked	1	50.00 %
on goal	0	0.00 %	blocked	2	100.00 %	missed	1	50.00 %
Shots	0	0.00 %	Shots	2	11.76 %	Shots	2	11.76 %
Scores	0	0.00 %	Scores	0	0.00 %	Scores	0	0.00 %

bar	0	0.00 %
missed	3	17.65 %
blocked	5	29.41 %
on goal	9	52.94 %
Shots	17	
Scores	2	

bar	0	0.00 %	bar	0	0.00 %	bar	0	0.00 %
blocked	0	0.00 %	blocked	0	0.00 %	blocked	0	0.00 %
missed	0	0.00 %	missed	0	0.00 %	missed	0	0.00 %
on goal	0	0.00 %	on goal	2	100.00 %	on goal	0	0.00 %
Shots	0	0.00 %	Shots	2	20.00 %	Shots	0	0.00 %
Scores	0	0.00 %	Scores	1	100.00 %	Scores	0	0.00 %

bar	0	0.00 %	bar	0	0.00 %	bar	0	0.00 %
missed	0	0.00 %	on goal	0	0.00 %	blocked	0	0.00 %
blocked	1	33.33 %	missed	1	33.33 %	missed	0	0.00 %
on goal	2	66.67 %	blocked	2	66.67 %	on goal	0	0.00 %
Shots	3	30.00 %	Shots	3	30.00 %	Shots	0	0.00 %
Scores	0	0.00 %	Scores	0	0.00 %	Scores	0	0.00 %

bar	0	0.00 %	bar	0	0.00 %	bar	0	0.00 %
blocked	0	0.00 %	blocked	0	0.00 %	blocked	0	0.00 %
missed	0	0.00 %	on goal	0	0.00 %	missed	0	0.00 %
on goal	0	0.00 %	missed	2	100.00 %	on goal	0	0.00 %
Shots	0	0.00 %	Shots	2	20.00 %	Shots	0	0.00 %
Scores	0	0.00 %	Scores	0	0.00 %	Scores	0	0.00 %

bar	0	0.00 %
blocked	3	30.00 %
missed	3	30.00 %
on goal	4	40.00 %
Shots	10	
Scores	1	

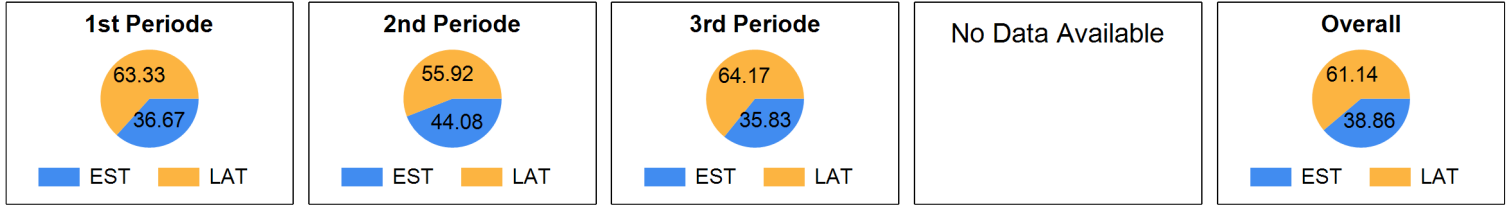
Game Statistics

November 9, 2022



Game Statistics

Possession



Latvia



5

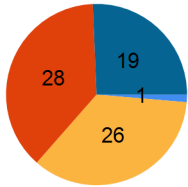
2

Estonia



	Latvia	Estonia
1st	1	0
2nd	0	2
3rd	4	0
ET	0	0

Shots statistics



bar blocked missed on goal

	1st	2nd	3rd	ET	Total
bar	0	0	1	0	1
blocked	9	8	9	0	26
missed	5	10	13	0	28
on goal	4	6	9	0	19
	18	24	32	0	74

Precision (%)	22.22	25.00	28.13	25.68
Efficiency (%)	25.00	0.00	44.44	26.32

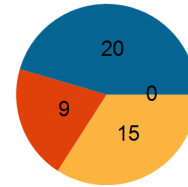
Goalkeeper statistic

	89 Janis Salcevic	
	Shots	Saves
1st	4	4
	100.00%	
2nd	12	10
	83.33%	
3rd	4	4
	100.00%	
ET	0	0
	NaN	
Total	20	18
	90.00%	

Penaltytime statistics

	1st	2nd	3rd	Total	Goals
Power play	04:00	01:29	02:31	08:00	0
Box Play	00:00	00:00	00:00	0	0

Shots statistics



bar blocked missed on goal

	1st	2nd	3rd	ET	Total
bar	0	0	0	0	0
blocked	5	6	4	0	15
missed	1	4	4	0	9
on goal	4	12	4	0	20
	10	22	12	0	44

Precision (%)	40.00	54.55	33.33	45.45
Efficiency (%)	0.00	16.67	0.00	10.00

Goalkeeper statistic

	20 Rainer Kalde	
	Shots	Saves
1st	4	3
	75.00%	
2nd	6	6
	100.00%	
3rd	9	5
	55.56%	
ET	0	0
	NaN	
Total	19	14
	73.68%	

Penaltytime statistics

	1st	2nd	3rd	Total	Goals
Power play	00:00	00:00	00:00	0	0
Box Play	04:00	01:29	02:31	08:00	0

Game Statistics

Game history

1st Periode

Time	Result	Team	Special Situation	#	Player	#	Assist	Speed
03:23		Estonia	2' Obstruction	6	Rasmus Bolander			
10:35	1-0	Latvia		4	Morics Krumins	88	Rolands Kovalevskis	0.00
14:16		Estonia	2' High stick	7	Roman Pass			

2nd Periode

Time	Result	Team	Special Situation	#	Player	#	Assist	Speed
36:33	1-1	Estonia		8	Patrik Kareliusson	14	Alexander Dahlberg	0.00
38:13	1-2	Estonia		64	Kaspar Kallion	87	Tanel Kasenum	0.00
38:31		Estonia	2' Tackle/Tripping	8	Patrik Kareliusson			

3rd Periode

Time	Result	Team	Special Situation	#	Player	#	Assist	Speed
42:14	2-2	Latvia		88	Rolands Kovalevskis	22	Peteris Trekse	0.00
46:10	3-2	Latvia		88	Rolands Kovalevskis	22	Peteris Trekse	0.00
49:40	4-2	Latvia		7	Janis Ragovskis	21	Artis Raitums	0.00
54:35		Estonia	2' Obstruction	6	Rasmus Bolander			
57:26		Estonia	Time Out					
59:16	5-2	Latvia		7	Janis Ragovskis	16	Klavs Jansons	0.00

Game Statistics

Latvia		Plus/Minus			Shots				Goals		
Player	+	-	balance	Total	on Goal	% on Goal	Efficiency (%)	scored	Assists	in %	
2 Orste Ralfs	0	1	-1	1	1	100.00	0.00	0	0	0.00	
4 Krumins Morics	3	1	2	5	2	40.00	50.00	1	0	20.00	
5 Tutans Oskars	0	1	-1	0	0	0.00	0.00	0	0	0.00	
7 Ragovskis Janis	2	0	2	11	2	18.18	100.00	2	0	40.00	
12 Savins Armands	0	0	0	0	0	0.00	0.00	0	0	0.00	
16 Jansons Klavs	2	0	2	13	1	7.69	0.00	0	1	0.00	
19 Akmenlauks Toms	2	1	1	8	2	25.00	0.00	0	0	0.00	
20 Griezitis Gustavs	0	0	0	0	0	0.00	0.00	0	0	0.00	
21 Raitums Artis	4	2	2	4	1	25.00	0.00	0	1	0.00	
22 Trekse Peteris	3	1	2	4	0	0.00	0.00	0	2	0.00	
23 Rajeckis Andris	1	0	1	1	0	0.00	0.00	0	0	0.00	
27 Purins Edgars	2	0	2	6	0	0.00	0.00	0	0	0.00	
33 Anis Daniels Janis	0	1	-1	3	2	66.67	0.00	0	0	0.00	
41 Jursevskis Arturs	3	1	2	4	3	75.00	0.00	0	0	0.00	
58 Keišs Jēkabs	0	1	-1	0	0	0.00	0.00	0	0	0.00	
61 Smits Kevins	0	0	0	2	1	50.00	0.00	0	0	0.00	
62 Kalnietis Valters	0	0	0	0	0	0.00	0.00	0	0	0.00	
88 Kovalevskis Rolands	3	0	3	12	4	33.33	50.00	2	1	40.00	
25	10			74	19	25.68	26.32				


Estonia		Plus/Minus			Shots				Goals		
Player	+	-	balance	Total	on Goal	% on Goal	Efficiency (%)	scored	Assists	in %	
5 Savi Stenver	0	1	-1	1	0	0.00	0.00	0	0	0.00	
6 Bolander Rasmus	1	3	-2	2	0	0.00	0.00	0	0	0.00	
7 Pass Roman	1	0	1	0	0	0.00	0.00	0	0	0.00	
8 Kareliusson Patrik	1	2	-1	13	5	38.46	20.00	1	0	50.00	
14 Dahlberg Alexander	1	2	-1	10	5	50.00	0.00	0	1	0.00	
15 Indus Lauri-Robert	0	0	0	0	0	0.00	0.00	0	0	0.00	
18 Randoja Rasmus	0	0	0	0	0	0.00	0.00	0	0	0.00	
21 Markus Patrik	1	2	-1	2	0	0.00	0.00	0	0	0.00	
25 Widercrantz Adam	1	3	-2	1	1	100.00	0.00	0	0	0.00	
26 Unga Egert	0	1	-1	1	1	100.00	0.00	0	0	0.00	
27 Uue Kermo	0	1	-1	0	0	0.00	0.00	0	0	0.00	
44 Savi Oliver	0	1	-1	0	0	0.00	0.00	0	0	0.00	
51 Talviste Morten	0	0	0	0	0	0.00	0.00	0	0	0.00	
64 Kallion Kaspar	1	2	-1	3	3	100.00	33.33	1	0	50.00	
77 Pähn Ken	1	2	-1	1	1	100.00	0.00	0	0	0.00	
87 Kasenum Tanel	1	2	-1	7	3	42.86	0.00	0	1	0.00	
88 Unga Gerdo	1	1	0	2	1	50.00	0.00	0	0	0.00	
98 Einamann Mathias	0	2	-2	1	0	0.00	0.00	0	0	0.00	
10	25			44	20	45.45	10.00				

Shot Statistics



Latvia

Overall



Estonia

bar	0	0.00 %	bar	0	0.00 %	bar	0	0.00 %
on goal	0	0.00 %	blocked	2	20.00 %	blocked	0	0.00 %
blocked	1	50.00 %	missed	3	30.00 %	on goal	0	0.00 %
missed	1	50.00 %	on goal	5	50.00 %	missed	1	100.00 %
Shots	2	2.70 %	Shots	10	13.51 %	Shots	1	1.35 %
Scores	0	0.00 %	Scores	0	0.00 %	Scores	0	0.00 %
bar	1	11.11 %	bar	0	0.00 %	bar	0	0.00 %
blocked	1	11.11 %	blocked	5	33.33 %	on goal	6	28.57 %
on goal	2	22.22 %	missed	5	33.33 %	missed	7	33.33 %
missed	5	55.56 %	on goal	5	33.33 %	blocked	8	38.10 %
Shots	9	12.16 %	Shots	15	20.27 %	Shots	21	28.38 %
Scores	0	0.00 %	Scores	2	40.00 %	Scores	2	40.00 %
bar	0	0.00 %	bar	0	0.00 %	bar	0	0.00 %
blocked	1	33.33 %	on goal	0	0.00 %	on goal	0	0.00 %
missed	1	33.33 %	missed	2	40.00 %	missed	3	37.50 %
on goal	1	33.33 %	blocked	3	60.00 %	blocked	5	62.50 %
Shots	3	4.05 %	Shots	5	6.76 %	Shots	8	10.81 %
Scores	1	20.00 %	Scores	0	0.00 %	Scores	0	0.00 %

bar	0	0.00 %	bar	0	0.00 %	bar	0	0.00 %
missed	0	0.00 %	blocked	2	16.67 %	blocked	1	25.00 %
blocked	1	50.00 %	missed	2	16.67 %	missed	1	25.00 %
on goal	1	50.00 %	on goal	8	66.67 %	on goal	2	50.00 %
Shots	2	4.55 %	Shots	12	27.27 %	Shots	4	9.09 %
Scores	0	0.00 %	Scores	2	100.00 %	Scores	0	0.00 %
bar	0	0.00 %	bar	0	0.00 %	bar	0	0.00 %
missed	0	0.00 %	missed	1	9.09 %	blocked	1	16.67 %
blocked	1	33.33 %	blocked	5	45.45 %	on goal	2	33.33 %
on goal	2	66.67 %	on goal	5	45.45 %	missed	3	50.00 %
Shots	3	6.82 %	Shots	11	25.00 %	Shots	6	13.64 %
Scores	0	0.00 %	Scores	0	0.00 %	Scores	0	0.00 %
bar	0	0.00 %	bar	0	0.00 %	bar	0	0.00 %
on goal	0	0.00 %	blocked	0	0.00 %	on goal	0	0.00 %
missed	1	25.00 %	missed	0	0.00 %	blocked	1	50.00 %
blocked	3	75.00 %	on goal	0	0.00 %	missed	1	50.00 %
Shots	4	9.09 %	Shots	0	0.00 %	Shots	2	4.55 %
Scores	0	0.00 %	Scores	0	0.00 %	Scores	0	0.00 %

bar	1	1.35 %
on goal	19	25.68 %
blocked	26	35.14 %
missed	28	37.84 %
Shots	74	
Scores	5	


bar	0	0.00 %
missed	9	20.45 %
blocked	15	34.09 %
on goal	20	45.45 %
Shots	44	
Scores	2	

Shot Statistics



Latvia

1st Periode



Estonia

bar	0	0.00 %	bar	0	0.00 %	bar	0	0.00 %
missed	0	0.00 %	missed	0	0.00 %	blocked	0	0.00 %
on goal	0	0.00 %	on goal	0	0.00 %	missed	0	0.00 %
blocked	1	100.00 %	blocked	1	100.00 %	on goal	0	0.00 %
Shots	1	5.56 %	Shots	1	5.56 %	Shots	0	0.00 %
Scores	0	0.00 %	Scores	0	0.00 %	Scores	0	0.00 %

bar	0	0.00 %	bar	0	0.00 %	bar	0	0.00 %
missed	0	0.00 %	on goal	0	0.00 %	missed	2	25.00 %
on goal	0	0.00 %	blocked	1	50.00 %	blocked	3	37.50 %
blocked	1	100.00 %	missed	1	50.00 %	on goal	3	37.50 %
Shots	1	5.56 %	Shots	2	11.11 %	Shots	8	44.44 %
Scores	0	0.00 %	Scores	0	0.00 %	Scores	0	0.00 %

bar	0	0.00 %	bar	0	0.00 %	bar	0	0.00 %
blocked	0	0.00 %	missed	0	0.00 %	blocked	0	0.00 %
missed	0	0.00 %	on goal	0	0.00 %	on goal	0	0.00 %
on goal	1	100.00 %	blocked	2	100.00 %	missed	2	100.00 %
Shots	1	5.56 %	Shots	2	11.11 %	Shots	2	11.11 %
Scores	1	100.00 %	Scores	0	0.00 %	Scores	0	0.00 %

bar	0	0.00 %	bar	0	0.00 %	bar	0	0.00 %
blocked	0	0.00 %	missed	0	0.00 %	missed	0	0.00 %
missed	0	0.00 %	blocked	1	50.00 %	blocked	1	50.00 %
on goal	0	0.00 %	on goal	1	50.00 %	on goal	1	50.00 %
Shots	0	0.00 %	Shots	2	20.00 %	Shots	2	20.00 %
Scores	0	0.00 %	Scores	0	0.00 %	Scores	0	0.00 %

bar	0	0.00 %	bar	0	0.00 %	bar	0	0.00 %
blocked	0	0.00 %	missed	0	0.00 %	blocked	0	0.00 %
missed	0	0.00 %	on goal	1	33.33 %	missed	0	0.00 %
on goal	0	0.00 %	blocked	2	66.67 %	on goal	1	100.00 %
Shots	0	0.00 %	Shots	3	30.00 %	Shots	1	10.00 %
Scores	0	0.00 %	Scores	0	0.00 %	Scores	0	0.00 %

bar	0	0.00 %	bar	0	0.00 %	bar	0	0.00 %
on goal	0	0.00 %	blocked	0	0.00 %	blocked	0	0.00 %
blocked	1	50.00 %	missed	0	0.00 %	missed	0	0.00 %
missed	1	50.00 %	on goal	0	0.00 %	on goal	0	0.00 %
Shots	2	20.00 %	Shots	0	0.00 %	Shots	0	0.00 %
Scores	0	0.00 %	Scores	0	0.00 %	Scores	0	0.00 %

bar	0	0.00 %
on goal	4	22.22 %
missed	5	27.78 %
blocked	9	50.00 %
Shots	18	
Scores	1	


bar	0	0.00 %
missed	1	10.00 %
on goal	4	40.00 %
blocked	5	50.00 %
Shots	10	
Scores	0	

Shot Statistics



Latvia

2nd Periode



Estonia

bar	0	0.00 %	bar	0	0.00 %	bar	0	0.00 %
blocked	0	0.00 %	blocked	0	0.00 %	blocked	0	0.00 %
missed	0	0.00 %	missed	1	25.00 %	missed	0	0.00 %
on goal	0	0.00 %	on goal	3	75.00 %	on goal	0	0.00 %
Shots	0	0.00 %	Shots	4	16.67 %	Shots	0	0.00 %
Scores	0	0.00 %	Scores	0	0.00 %	Scores	0	0.00 %
bar	0	0.00 %	bar	0	0.00 %	bar	0	0.00 %
blocked	0	0.00 %	blocked	1	25.00 %	on goal	0	0.00 %
on goal	2	40.00 %	on goal	1	25.00 %	blocked	3	50.00 %
missed	3	60.00 %	missed	2	50.00 %	missed	3	50.00 %
Shots	5	20.83 %	Shots	4	16.67 %	Shots	6	25.00 %
Scores	0	0.00 %	Scores	0	0.00 %	Scores	0	0.00 %
bar	0	0.00 %	bar	0	0.00 %	bar	0	0.00 %
blocked	0	0.00 %	missed	0	0.00 %	missed	0	0.00 %
on goal	0	0.00 %	on goal	0	0.00 %	on goal	0	0.00 %
missed	1	100.00 %	blocked	1	100.00 %	blocked	3	100.00 %
Shots	1	4.17 %	Shots	1	4.17 %	Shots	3	12.50 %
Scores	0	0.00 %	Scores	0	0.00 %	Scores	0	0.00 %

bar	0	0.00 %
on goal	6	25.00 %
blocked	8	33.33 %
missed	10	41.67 %
Shots	24	
Scores	0	

bar	0	0.00 %	bar	0	0.00 %	bar	0	0.00 %
blocked	0	0.00 %	blocked	0	0.00 %	blocked	0	0.00 %
missed	0	0.00 %	missed	1	12.50 %	missed	0	0.00 %
on goal	0	0.00 %	on goal	7	87.50 %	on goal	0	0.00 %
Shots	0	0.00 %	Shots	8	36.36 %	Shots	0	0.00 %
Scores	0	0.00 %	Scores	2	100.00 %	Scores	0	0.00 %
bar	0	0.00 %	bar	0	0.00 %	bar	0	0.00 %
missed	0	0.00 %	missed	0	0.00 %	on goal	0	0.00 %
blocked	1	50.00 %	blocked	2	33.33 %	blocked	1	33.33 %
on goal	1	50.00 %	on goal	4	66.67 %	missed	2	66.67 %
Shots	2	9.09 %	Shots	6	27.27 %	Shots	3	13.64 %
Scores	0	0.00 %	Scores	0	0.00 %	Scores	0	0.00 %
bar	0	0.00 %	bar	0	0.00 %	bar	0	0.00 %
missed	0	0.00 %	blocked	0	0.00 %	on goal	0	0.00 %
on goal	0	0.00 %	missed	0	0.00 %	blocked	1	50.00 %
blocked	1	100.00 %	on goal	0	0.00 %	missed	1	50.00 %
Shots	1	4.55 %	Shots	0	0.00 %	Shots	2	9.09 %
Scores	0	0.00 %	Scores	0	0.00 %	Scores	0	0.00 %


bar	0	0.00 %
missed	4	18.18 %
blocked	6	27.27 %
on goal	12	54.55 %
Shots	22	
Scores	2	

Shot Statistics



Latvia

3rd Periode



Estonia

bar	0	0.00 %	bar	0	0.00 %	bar	0	0.00 %
blocked	0	0.00 %	blocked	1	20.00 %	blocked	0	0.00 %
on goal	0	0.00 %	missed	2	40.00 %	on goal	0	0.00 %
missed	1	100.00 %	on goal	2	40.00 %	missed	1	100.00 %
Shots	1	3.13 %	Shots	5	15.63 %	Shots	1	3.13 %
Scores	0	0.00 %	Scores	0	0.00 %	Scores	0	0.00 %
blocked	0	0.00 %	bar	0	0.00 %	bar	0	0.00 %
on goal	0	0.00 %	missed	2	22.22 %	blocked	2	28.57 %
bar	1	33.33 %	blocked	3	33.33 %	missed	2	28.57 %
missed	2	66.67 %	on goal	4	44.44 %	on goal	3	42.86 %
Shots	3	9.38 %	Shots	9	28.13 %	Shots	7	21.88 %
Scores	0	0.00 %	Scores	2	50.00 %	Scores	2	50.00 %
bar	0	0.00 %	bar	0	0.00 %	bar	0	0.00 %
missed	0	0.00 %	blocked	0	0.00 %	on goal	0	0.00 %
on goal	0	0.00 %	on goal	0	0.00 %	missed	1	33.33 %
blocked	1	100.00 %	missed	2	100.00 %	blocked	2	66.67 %
Shots	1	3.13 %	Shots	2	6.25 %	Shots	3	9.38 %
Scores	0	0.00 %	Scores	0	0.00 %	Scores	0	0.00 %

bar	1	3.13 %
blocked	9	28.13 %
on goal	9	28.13 %
missed	13	40.63 %
Shots	32	
Scores	4	

bar	0	0.00 %	bar	0	0.00 %	bar	0	0.00 %
missed	0	0.00 %	on goal	0	0.00 %	blocked	0	0.00 %
blocked	1	50.00 %	blocked	1	50.00 %	missed	1	50.00 %
on goal	1	50.00 %	missed	1	50.00 %	on goal	1	50.00 %
Shots	2	16.67 %	Shots	2	16.67 %	Shots	2	16.67 %
Scores	0	0.00 %	Scores	0	0.00 %	Scores	0	0.00 %
bar	0	0.00 %	bar	0	0.00 %	bar	0	0.00 %
blocked	0	0.00 %	on goal	0	0.00 %	blocked	0	0.00 %
missed	0	0.00 %	blocked	1	50.00 %	missed	1	50.00 %
on goal	1	100.00 %	missed	1	50.00 %	on goal	1	50.00 %
Shots	1	8.33 %	Shots	2	16.67 %	Shots	2	16.67 %
Scores	0	0.00 %	Scores	0	0.00 %	Scores	0	0.00 %
bar	0	0.00 %	bar	0	0.00 %	bar	0	0.00 %
missed	0	0.00 %	blocked	0	0.00 %	blocked	0	0.00 %
on goal	0	0.00 %	missed	0	0.00 %	missed	0	0.00 %
blocked	1	100.00 %	on goal	0	0.00 %	on goal	0	0.00 %
Shots	1	8.33 %	Shots	0	0.00 %	Shots	0	0.00 %
Scores	0	0.00 %	Scores	0	0.00 %	Scores	0	0.00 %

bar	0	0.00 %
blocked	4	33.33 %
missed	4	33.33 %
on goal	4	33.33 %
Shots	12	
Scores	0	