

# Event Statistics

November 8, 2022



# Group Statistics

## Group D



# Group Statistics Group D

## Games

06.11.2022 Game	Spectators	in %	Result	Duration
18:00 Australia - Denmark	721	1.12	2 : 6	01:56:00
20:00 Philippines - Poland	722	1.12	2 : 9	02:02:00

**Daily average**    **722**    **2.24**

07.11.2022 Game	Spectators	in %	Result	Duration
10:00 Denmark - Poland	3'211	4.98	6 : 3	02:00:00
13:00 Australia - Philippines	2'967	4.60	6 : 2	02:04:00

**Daily average**    **3'089**    **9.57**

08.11.2022 Game	Spectators	in %	Result	Duration
10:00 Denmark - Philippines	1'682	2.61	14 : 3	02:03:00
13:00 Poland - Australia	1'487	2.30	4 : 3	02:01:00

**Daily average**    **1'585**    **4.91**

**Event average**    **1'798**

Team Statistic	Games played	Shots				Goals		Bullies			Penalties		
		Total	on Goal	% on Goal	Efficiency (%)	scored	in %	Total	won	in %	Total (min)	in %	Total (min eff.)
Australia	3	134	54	40.30	20.37	11	4.01	34	16	47.06	12	4.84	00:11:21
Denmark	3	218	101	46.33	25.74	26	9.49	47	18	38.30	12	4.84	00:10:31
Philippines	3	135	56	41.48	12.50	7	2.55	48	22	45.83	10	4.03	00:06:50
Poland	3	152	72	47.37	22.22	16	5.84	40	25	62.50	16	6.45	00:14:26
		<b>639</b>	<b>283</b>	<b>44.29</b>	<b>21.20</b>	<b>60</b>		<b>169</b>			<b>50</b>		

# Group Statistics Group D

## Denmark



	Goals achieved	Goals get	penalty minutes
Team overview	26	8	12

Player	Games	Plus/Minus					Shots				Goals			Bullies			Penalties	
	played	+	-	balance	+ in %	- in %	Total	on Goal	% on Goal	Efficiency (%)	scored	Assists	in %	Total	won	in %	Total (min)	in %
77 Glass Mathias	3	18	6	12	69.23	75.00	39	15	38.46	60.00	9	4	34.62	1	1	100.00	2	16.67
14 Eldholm Lukas	3	16	4	12	61.54	50.00	27	21	77.78	14.29	3	5	11.54	9	6	66.67	0	0.00
36 Sandberg Eddie	3	13	2	11	50.00	25.00	13	8	61.54	37.50	3	3	11.54	0	0	0.00	0	0.00
22 Kajgaard Emil	3	6	3	3	23.08	37.50	21	10	47.62	30.00	3	2	11.54	3	0	0.00	2	16.67
35 Rasmussen Axel	3	18	5	13	69.23	62.50	19	6	31.58	16.67	1	3	3.85	0	0	0.00	2	16.67
26 Henriksen Pontus	3	13	2	11	50.00	25.00	7	6	85.71	33.33	2	1	7.69	0	0	0.00	2	16.67
6 Kajgaard Kasper	3	5	1	4	19.23	12.50	9	4	44.44	25.00	1	2	3.85	16	5	31.25	0	0.00
92 Kobberup Rydahl Frederik	3	6	3	3	23.08	37.50	11	3	27.27	33.33	1	1	3.85	0	0	0.00	2	16.67
18 Dalkvist Jannik	3	8	5	3	30.77	62.50	9	3	33.33	33.33	1	0	3.85	3	2	66.67	0	0.00
7 Hedegaard Daniel	3	1	1	0	3.85	12.50	9	4	44.44	25.00	1	0	3.85	4	4	100.00	0	0.00
10 Mortensen Nyholm Mathias	3	8	3	5	30.77	37.50	15	8	53.33	12.50	1	0	3.85	1	0	0.00	0	0.00
2 Lehnert Simon	3	3	1	2	11.54	12.50	3	1	33.33	0.00	0	1	0.00	2	0	0.00	0	0.00
24 Madsen Zimon	3	4	3	1	15.38	37.50	8	4	50.00	0.00	0	1	0.00	0	0	0.00	2	16.67
3 Kleczewski Andreas	3	1	1	0	3.85	12.50	5	3	60.00	0.00	0	0	0.00	4	0	0.00	0	0.00
4 Holmberg Ford Elias	3	0	1	-1	0.00	12.50	5	0	0.00	0.00	0	0	0.00	0	0	0.00	0	0.00
8 Falkenberg Møller Patrick	3	3	1	2	11.54	12.50	6	2	33.33	0.00	0	0	0.00	0	0	0.00	0	0.00
16 Winther Malthe	3	1	0	1	3.85	0.00	3	1	33.33	0.00	0	0	0.00	0	0	0.00	0	0.00
63 Holmsteen Christian	3	4	3	1	15.38	37.50	8	2	25.00	0.00	0	0	0.00	4	0	0.00	0	0.00
							<b>217</b>	<b>101</b>	<b>46.54</b>	<b>25.74</b>				<b>47</b>	<b>18</b>	<b>38.30</b>	<b>12</b>	

# Group Statistics Group D



Denmark

blocked	0	0.00 %	bar	0	0.00 %	bar	0	0.00 %
bar	1	25.00 %	blocked	2	5.00 %	blocked	2	18.18 %
missed	1	25.00 %	missed	7	17.50 %	missed	2	18.18 %
on goal	2	50.00 %	on goal	31	77.50 %	on goal	7	63.64 %
<b>Shots</b>	<b>4</b>	<b>1.83 %</b>	<b>Shots</b>	<b>40</b>	<b>18.35 %</b>	<b>Shots</b>	<b>11</b>	<b>5.05 %</b>
<b>Scores</b>	<b>0</b>	<b>0.00 %</b>	<b>Scores</b>	<b>9</b>	<b>34.62 %</b>	<b>Scores</b>	<b>0</b>	<b>0.00 %</b>

bar	2	5.13 %	bar	0	0.00 %	bar	0	0.00 %
missed	9	23.08 %	missed	12	24.49 %	missed	9	23.08 %
blocked	13	33.33 %	blocked	18	36.73 %	blocked	15	38.46 %
on goal	15	38.46 %	on goal	19	38.78 %	on goal	15	38.46 %
<b>Shots</b>	<b>39</b>	<b>17.89 %</b>	<b>Shots</b>	<b>49</b>	<b>22.48 %</b>	<b>Shots</b>	<b>39</b>	<b>17.89 %</b>
<b>Scores</b>	<b>4</b>	<b>15.38 %</b>	<b>Scores</b>	<b>7</b>	<b>26.92 %</b>	<b>Scores</b>	<b>1</b>	<b>3.85 %</b>

bar	0	0.00 %	bar	0	0.00 %	bar	0	0.00 %
blocked	1	16.67 %	missed	4	16.67 %	blocked	0	0.00 %
missed	2	33.33 %	on goal	7	29.17 %	on goal	2	33.33 %
on goal	3	50.00 %	blocked	13	54.17 %	missed	4	66.67 %
<b>Shots</b>	<b>6</b>	<b>2.75 %</b>	<b>Shots</b>	<b>24</b>	<b>11.01 %</b>	<b>Shots</b>	<b>6</b>	<b>2.75 %</b>
<b>Scores</b>	<b>3</b>	<b>11.54 %</b>	<b>Scores</b>	<b>0</b>	<b>0.00 %</b>	<b>Scores</b>	<b>2</b>	<b>7.69 %</b>

bar	3	1.38 %
missed	50	22.94 %
blocked	64	29.36 %
on goal	101	46.33 %
<b>Shots</b>	<b>218</b>	
<b>Scores</b>	<b>26</b>	

Total on Goal	2	Total on Goal	31	Total on Goal	7
Total Shots	4	Total Shots	40	Total Shots	11
Total Scores	0	Total Scores	9	Total Scores	0
<b>Precision</b>	<b>50.00 %</b>	<b>Precision</b>	<b>77.50 %</b>	<b>Precision</b>	<b>63.64 %</b>
<b>Efficiency</b>	<b>0.00 %</b>	<b>Efficiency</b>	<b>29.03 %</b>	<b>Efficiency</b>	<b>0.00 %</b>

Total on Goal	15	Total on Goal	19	Total on Goal	15
Total Shots	39	Total Shots	49	Total Shots	39
Total Scores	4	Total Scores	7	Total Scores	1
<b>Precision</b>	<b>38.46 %</b>	<b>Precision</b>	<b>38.78 %</b>	<b>Precision</b>	<b>38.46 %</b>
<b>Efficiency</b>	<b>26.67 %</b>	<b>Efficiency</b>	<b>36.84 %</b>	<b>Efficiency</b>	<b>6.67 %</b>

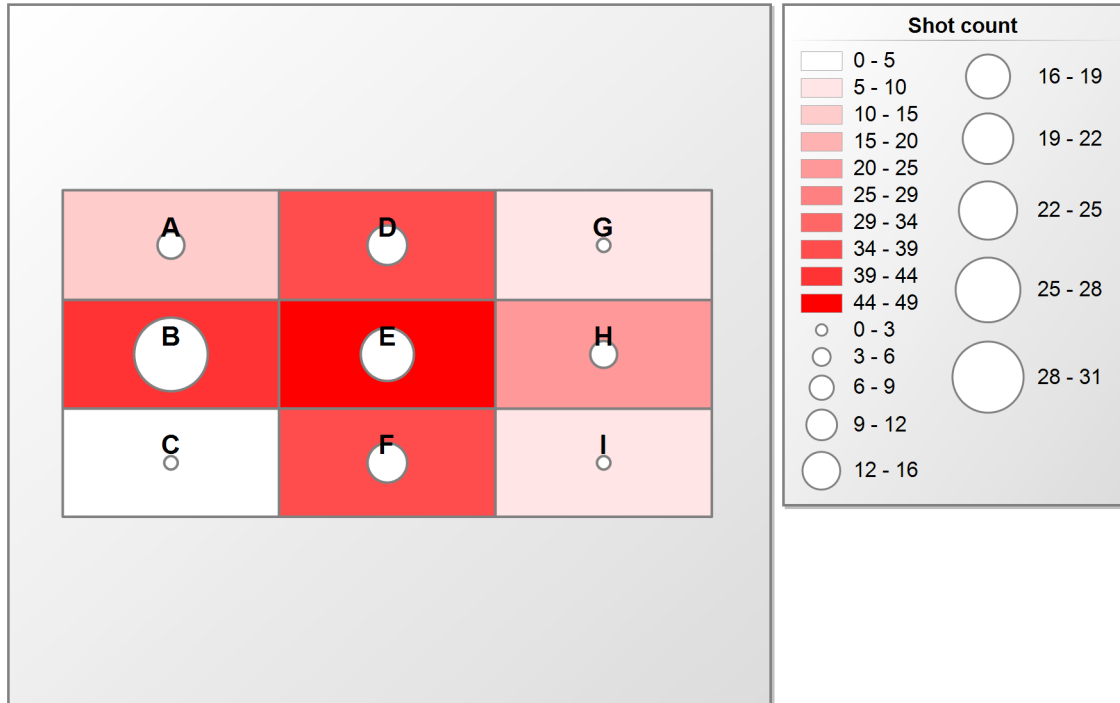
Total on Goal	3	Total on Goal	7	Total on Goal	2
Total Shots	6	Total Shots	24	Total Shots	6
Total Scores	3	Total Scores	0	Total Scores	2
<b>Precision</b>	<b>50.00 %</b>	<b>Precision</b>	<b>29.17 %</b>	<b>Precision</b>	<b>33.33 %</b>
<b>Efficiency</b>	<b>100.00 %</b>	<b>Efficiency</b>	<b>0.00 %</b>	<b>Efficiency</b>	<b>100.00 %</b>

Total on Goal	101
Total Shots	218
Total Scores	26
<b>Precision</b>	<b>46.33 %</b>
<b>Efficiency</b>	<b>25.74 %</b>

# Group Statistics Group D



Short distribution and shots on goal



Zone (Fields)	A	B	C	D	E	F	G	H	I	Total
Total	11	40	4	38	49	39	6	24	6	217
on Goal (Circles)	7	31	2	15	19	15	2	7	3	101

# Group Statistics Group D

## Poland



	Goals achieved	Goals get	penalty minutes
Team overview	16	11	16

Player	Games played	Plus/Minus					Shots				Goals			Bullies			Penalties	
		+	-	balance	+ in %	- in %	Total	on Goal	% on Goal	Efficiency (%)	scored	Assists	in %	Total	won	in %	Total (min)	in %
21 Dahlstrom Lucas	3	8	3	5	50.00	27.27	25	14	56.00	28.57	4	0	25.00	15	9	60.00	0	0.00
7 Rydzewski Jan	3	5	4	1	31.25	36.36	7	1	14.29	100.00	1	3	6.25	0	0	0.00	2	12.50
31 Antoniak Mateusz	3	6	7	-1	37.50	63.64	8	5	62.50	40.00	2	1	12.50	3	2	66.67	0	0.00
52 Chlebda Łukasz	3	7	3	4	43.75	27.27	20	12	60.00	16.67	2	1	12.50	6	4	66.67	2	12.50
14 Dahlstrom Alexander	3	7	3	4	43.75	27.27	10	5	50.00	20.00	1	2	6.25	3	1	33.33	2	12.50
11 Sieńko Michał	3	7	3	4	43.75	27.27	15	5	33.33	40.00	2	0	12.50	1	1	100.00	2	12.50
66 Skura Kacper	3	4	5	-1	25.00	45.45	19	13	68.42	7.69	1	1	6.25	8	5	62.50	2	12.50
88 Turwoń Mateusz	3	6	9	-3	37.50	81.82	9	4	44.44	0.00	0	2	0.00	0	0	0.00	2	12.50
13 Łyskawa Jakub	3	2	0	2	12.50	0.00	4	1	25.00	100.00	1	0	6.25	0	0	0.00	2	12.50
27 Szałański Kacper	3	5	5	0	31.25	45.45	4	2	50.00	50.00	1	0	6.25	0	0	0.00	0	0.00
29 Sadolewski Łukasz	3	4	6	-2	25.00	54.55	7	4	57.14	25.00	1	0	6.25	0	0	0.00	0	0.00
16 Widurski Łukasz	2	3	2	1	18.75	18.18	3	1	33.33	0.00	0	1	0.00	0	0	0.00	0	0.00
25 Sadolewski Mateusz	3	6	2	4	37.50	18.18	9	1	11.11	0.00	0	1	0.00	0	0	0.00	2	12.50
89 Krawczyk Robert	3	4	3	1	25.00	27.27	4	3	75.00	0.00	0	1	0.00	0	0	0.00	0	0.00
10 Prochazka Jakub	3	0	0	0	0.00	0.00	0	0	0.00	0.00	0	0	0.00	0	0	0.00	0	0.00
22 Surdyn Daniel	3	0	0	0	0.00	0.00	5	1	20.00	0.00	0	0	0.00	3	3	100.00	0	0.00
44 Pelczarski Konrad	3	2	0	2	12.50	0.00	3	0	0.00	0.00	0	0	0.00	1	0	0.00	0	0.00
							<b>152</b>	<b>72</b>	<b>47.37</b>	<b>22.22</b>				<b>40</b>	<b>25</b>	<b>62.50</b>	<b>16</b>	

# Group Statistics Group D



Poland

bar	0	0.00 %	bar	0	0.00 %	bar	0	0.00 %
missed	0	0.00 %	blocked	0	0.00 %	missed	0	0.00 %
on goal	0	0.00 %	missed	6	30.00 %	blocked	2	33.33 %
blocked	1	100.00 %	on goal	14	70.00 %	on goal	4	66.67 %
<b>Shots</b>	<b>1</b>	<b>0.66 %</b>	<b>Shots</b>	<b>20</b>	<b>13.16 %</b>	<b>Shots</b>	<b>6</b>	<b>3.95 %</b>
<b>Scores</b>	<b>0</b>	<b>0.00 %</b>	<b>Scores</b>	<b>1</b>	<b>6.25 %</b>	<b>Scores</b>	<b>1</b>	<b>6.25 %</b>

bar	0	0.00 %	bar	0	0.00 %	bar	0	0.00 %
missed	5	12.82 %	blocked	8	22.86 %	missed	3	12.50 %
blocked	17	43.59 %	missed	8	22.86 %	blocked	9	37.50 %
on goal	17	43.59 %	on goal	19	54.29 %	on goal	12	50.00 %
<b>Shots</b>	<b>39</b>	<b>25.66 %</b>	<b>Shots</b>	<b>35</b>	<b>23.03 %</b>	<b>Shots</b>	<b>24</b>	<b>15.79 %</b>
<b>Scores</b>	<b>2</b>	<b>12.50 %</b>	<b>Scores</b>	<b>4</b>	<b>25.00 %</b>	<b>Scores</b>	<b>5</b>	<b>31.25 %</b>

bar	0	0.00 %	bar	0	0.00 %	bar	0	0.00 %
missed	2	25.00 %	on goal	3	21.43 %	on goal	0	0.00 %
blocked	3	37.50 %	missed	4	28.57 %	blocked	1	20.00 %
on goal	3	37.50 %	blocked	7	50.00 %	missed	4	80.00 %
<b>Shots</b>	<b>8</b>	<b>5.26 %</b>	<b>Shots</b>	<b>14</b>	<b>9.21 %</b>	<b>Shots</b>	<b>5</b>	<b>3.29 %</b>
<b>Scores</b>	<b>2</b>	<b>12.50 %</b>	<b>Scores</b>	<b>1</b>	<b>6.25 %</b>	<b>Scores</b>	<b>0</b>	<b>0.00 %</b>

bar	0	0.00 %
missed	32	21.05 %
blocked	48	31.58 %
on goal	72	47.37 %
<b>Shots</b>	<b>152</b>	
<b>Scores</b>	<b>16</b>	

Total on Goal	0	Total on Goal	14	Total on Goal	4
Total Shots	1	Total Shots	20	Total Shots	6
Total Scores	0	Total Scores	1	Total Scores	1
<b>Precision</b>	<b>0.00 %</b>	<b>Precision</b>	<b>70.00 %</b>	<b>Precision</b>	<b>66.67 %</b>
<b>Efficiency</b>	<b>NaN</b>	<b>Efficiency</b>	<b>7.14 %</b>	<b>Efficiency</b>	<b>25.00 %</b>

Total on Goal	17	Total on Goal	19	Total on Goal	12
Total Shots	39	Total Shots	35	Total Shots	24
Total Scores	2	Total Scores	4	Total Scores	5
<b>Precision</b>	<b>43.59 %</b>	<b>Precision</b>	<b>54.29 %</b>	<b>Precision</b>	<b>50.00 %</b>
<b>Efficiency</b>	<b>11.76 %</b>	<b>Efficiency</b>	<b>21.05 %</b>	<b>Efficiency</b>	<b>41.67 %</b>

Total on Goal	3	Total on Goal	3	Total on Goal	0
Total Shots	8	Total Shots	14	Total Shots	5
Total Scores	2	Total Scores	1	Total Scores	0
<b>Precision</b>	<b>37.50 %</b>	<b>Precision</b>	<b>21.43 %</b>	<b>Precision</b>	<b>0.00 %</b>
<b>Efficiency</b>	<b>66.67 %</b>	<b>Efficiency</b>	<b>33.33 %</b>	<b>Efficiency</b>	<b>NaN</b>

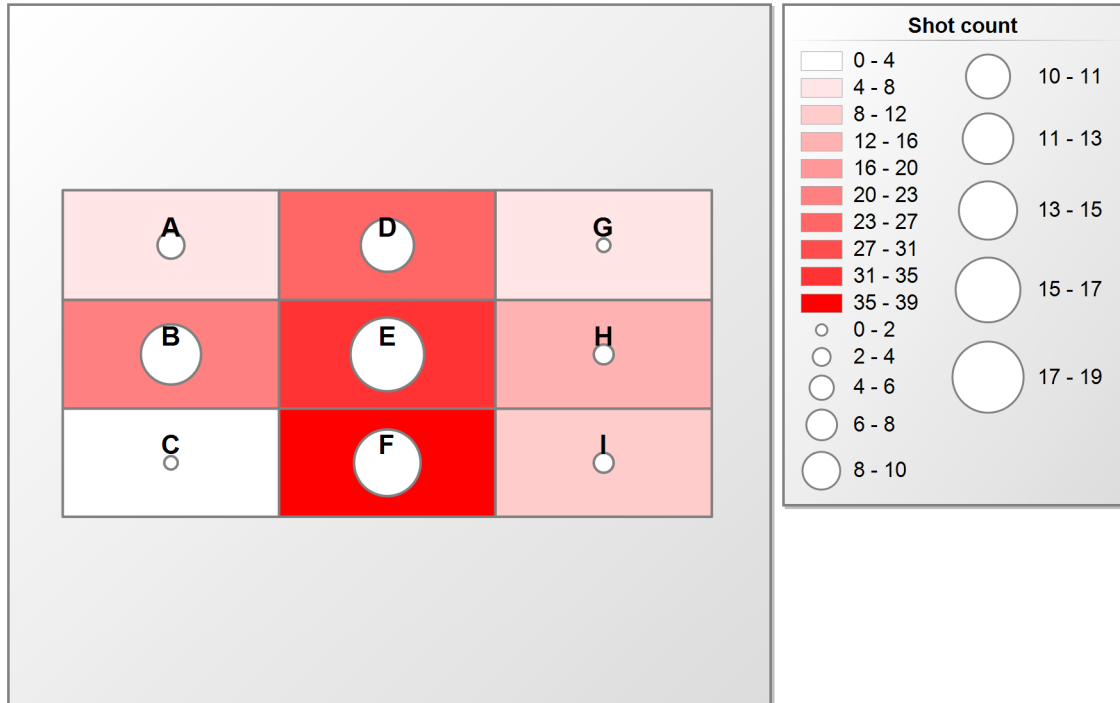
Total on Goal	72
Total Shots	152
Total Scores	16
<b>Precision</b>	<b>47.37 %</b>
<b>Efficiency</b>	<b>22.22 %</b>



# Group Statistics Group D



Short distribution and shots on goal



Zone (Fields)	A	B	C	D	E	F	G	H	I	Total
Total	6	20	1	24	35	39	5	14	8	152
on Goal (Circles)	4	14	0	12	19	17	0	3	3	72

# Group Statistics Group D

## Australia



	Goals achieved	Goals get	penalty minutes
Team overview	11	12	12

Player	Games	Plus/Minus					Shots				Goals			Bullies			Penalties	
	played	+	-	balance	+ in %	- in %	Total	on Goal	% on Goal	Efficiency (%)	scored	Assists	in %	Total	won	in %	Total (min)	in %
45 Doyle Jamie	3	5	4	1	45.45	33.33	9	4	44.44	50.00	2	2	18.18	1	1	100.00	0	0.00
47 Gartner Tomas	3	8	5	3	72.73	41.67	28	12	42.86	16.67	2	2	18.18	5	3	60.00	0	0.00
11 Newland Christian	3	6	3	3	54.55	25.00	5	3	60.00	66.67	2	1	18.18	6	2	33.33	0	0.00
74 Gartner Daniel	3	8	6	2	72.73	50.00	26	12	46.15	16.67	2	0	18.18	12	3	25.00	0	0.00
15 Kosterich Ben	3	5	4	1	45.45	33.33	6	2	33.33	50.00	1	1	9.09	0	0	0.00	0	0.00
8 Ebeling Kade	3	4	2	2	36.36	16.67	5	3	60.00	33.33	1	1	9.09	1	1	100.00	0	0.00
91 Perry Liam	3	8	5	3	72.73	41.67	26	8	30.77	12.50	1	1	9.09	4	4	100.00	0	0.00
36 Noel Jordan	3	4	2	2	36.36	16.67	7	2	28.57	0.00	0	1	0.00	0	0	0.00	2	16.67
3 Noney David	3	0	0	0	0.00	0.00	0	0	0.00	0.00	0	0	0.00	0	0	0.00	0	0.00
9 Salt Jonathan	3	1	0	1	9.09	0.00	1	0	0.00	0.00	0	0	0.00	0	0	0.00	0	0.00
10 Staindl Raymond	3	4	3	1	36.36	25.00	1	0	0.00	0.00	0	0	0.00	0	0	0.00	0	0.00
14 Smith Oscar	3	0	2	-2	0.00	16.67	2	2	100.00	0.00	0	0	0.00	0	0	0.00	0	0.00
17 Hemmi Ben	3	0	3	-3	0.00	25.00	1	0	0.00	0.00	0	0	0.00	0	0	0.00	0	0.00
20 Clairs Samuel	3	1	3	-2	9.09	25.00	0	0	0.00	0.00	0	0	0.00	0	0	0.00	2	16.67
27 Staindl Gavin	3	0	2	-2	0.00	16.67	4	1	25.00	0.00	0	0	0.00	5	2	40.00	2	16.67
29 Knox Lyttle Tobias	3	0	1	-1	0.00	8.33	0	0	0.00	0.00	0	0	0.00	0	0	0.00	0	0.00
35 Keene Jack	3	3	2	1	27.27	16.67	2	1	50.00	0.00	0	0	0.00	0	0	0.00	0	0.00
63 Clutterbuck Dylan	3	3	4	-1	27.27	33.33	11	4	36.36	0.00	0	0	0.00	0	0	0.00	6	50.00
							<b>134</b>	<b>54</b>	<b>40.30</b>	<b>20.37</b>				<b>34</b>	<b>16</b>	<b>47.06</b>	<b>12</b>	

# Group Statistics Group D



Australia

bar	0	0.00 %	bar	0	0.00 %	bar	0	0.00 %
blocked	0	0.00 %	blocked	2	11.76 %	missed	0	0.00 %
missed	0	0.00 %	missed	5	29.41 %	blocked	1	25.00 %
on goal	1	100.00 %	on goal	10	58.82 %	on goal	3	75.00 %
<b>Shots</b>	<b>1</b>	<b>0.75 %</b>	<b>Shots</b>	<b>17</b>	<b>12.69 %</b>	<b>Shots</b>	<b>4</b>	<b>2.99 %</b>
<b>Scores</b>	<b>0</b>	<b>0.00 %</b>	<b>Scores</b>	<b>1</b>	<b>9.09 %</b>	<b>Scores</b>	<b>1</b>	<b>9.09 %</b>

bar	1	3.13 %	bar	2	6.90 %	bar	0	0.00 %
missed	8	25.00 %	missed	4	13.79 %	missed	5	17.86 %
on goal	11	34.38 %	on goal	9	31.03 %	blocked	11	39.29 %
blocked	12	37.50 %	blocked	14	48.28 %	on goal	12	42.86 %
<b>Shots</b>	<b>32</b>	<b>23.88 %</b>	<b>Shots</b>	<b>29</b>	<b>21.64 %</b>	<b>Shots</b>	<b>28</b>	<b>20.90 %</b>
<b>Scores</b>	<b>5</b>	<b>45.45 %</b>	<b>Scores</b>	<b>2</b>	<b>18.18 %</b>	<b>Scores</b>	<b>0</b>	<b>0.00 %</b>

bar	0	0.00 %	bar	1	9.09 %	bar	0	0.00 %
missed	1	14.29 %	missed	1	9.09 %	missed	0	0.00 %
on goal	2	28.57 %	on goal	3	27.27 %	blocked	2	40.00 %
blocked	4	57.14 %	blocked	6	54.55 %	on goal	3	60.00 %
<b>Shots</b>	<b>7</b>	<b>5.22 %</b>	<b>Shots</b>	<b>11</b>	<b>8.21 %</b>	<b>Shots</b>	<b>5</b>	<b>3.73 %</b>
<b>Scores</b>	<b>0</b>	<b>0.00 %</b>	<b>Scores</b>	<b>2</b>	<b>18.18 %</b>	<b>Scores</b>	<b>0</b>	<b>0.00 %</b>

bar	4	2.99 %
missed	24	17.91 %
blocked	52	38.81 %
on goal	54	40.30 %
<b>Shots</b>	<b>134</b>	
<b>Scores</b>	<b>11</b>	

Total on Goal	1	Total on Goal	10	Total on Goal	3
Total Shots	1	Total Shots	17	Total Shots	4
Total Scores	0	Total Scores	1	Total Scores	1
<b>Precision</b>	<b>100.00 %</b>	<b>Precision</b>	<b>58.82 %</b>	<b>Precision</b>	<b>75.00 %</b>
<b>Efficiency</b>	<b>0.00 %</b>	<b>Efficiency</b>	<b>10.00 %</b>	<b>Efficiency</b>	<b>33.33 %</b>

Total on Goal	11	Total on Goal	9	Total on Goal	12
Total Shots	32	Total Shots	29	Total Shots	28
Total Scores	5	Total Scores	2	Total Scores	0
<b>Precision</b>	<b>34.38 %</b>	<b>Precision</b>	<b>31.03 %</b>	<b>Precision</b>	<b>42.86 %</b>
<b>Efficiency</b>	<b>45.45 %</b>	<b>Efficiency</b>	<b>22.22 %</b>	<b>Efficiency</b>	<b>0.00 %</b>

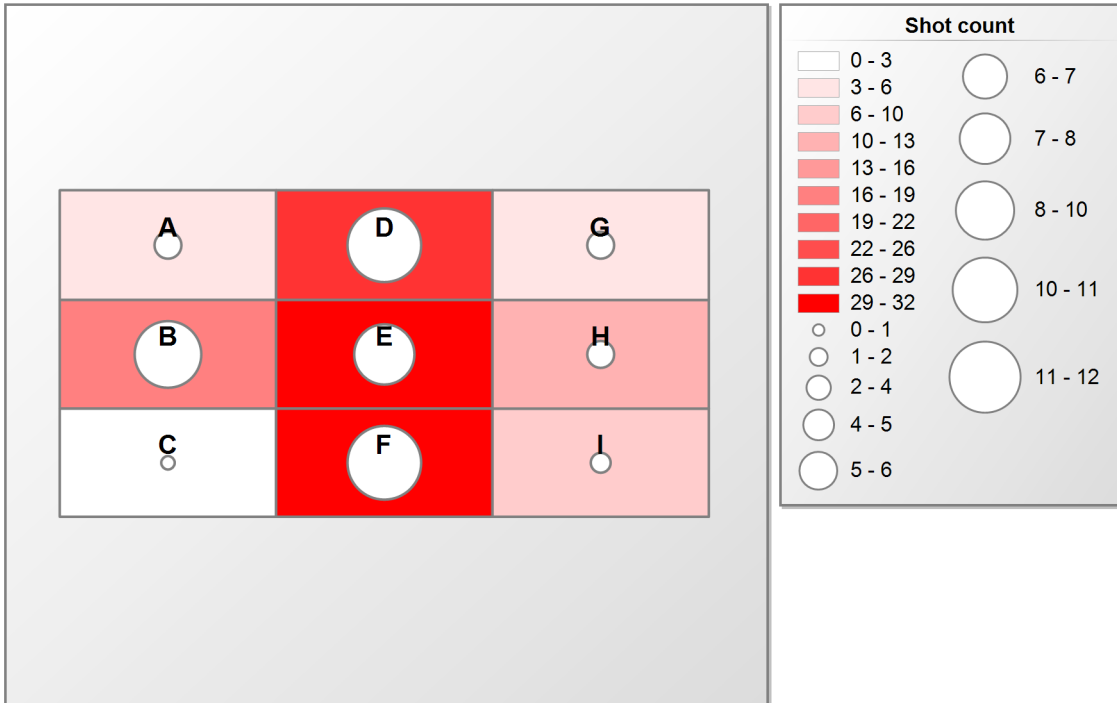
Total on Goal	2	Total on Goal	3	Total on Goal	3
Total Shots	7	Total Shots	11	Total Shots	5
Total Scores	0	Total Scores	2	Total Scores	0
<b>Precision</b>	<b>28.57 %</b>	<b>Precision</b>	<b>27.27 %</b>	<b>Precision</b>	<b>60.00 %</b>
<b>Efficiency</b>	<b>0.00 %</b>	<b>Efficiency</b>	<b>66.67 %</b>	<b>Efficiency</b>	<b>0.00 %</b>

Total on Goal	54
Total Shots	134
Total Scores	11
<b>Precision</b>	<b>40.30 %</b>
<b>Efficiency</b>	<b>20.37 %</b>

# Group Statistics Group D



## Short distribution and shots on goal



Zone (Fields)	A	B	C	D	E	F	G	H	I	Total
Total	4	17	1	28	29	32	5	11	7	134
on Goal (Circles)	3	10	1	12	9	11	3	3	2	54

# Group Statistics Group D

## Philippines



	Goals achieved	Goals get	penalty minutes
Team overview	7	29	10

Player	Games played	Plus/Minus					Shots				Goals			Bullies			Penalties	
		+	-	balance	+ in %	- in %	Total	on Goal	% on Goal	Efficiency (%)	scored	Assists	in %	Total	won	in %	Total (min)	in %
24 Alm Mendoza Melvin	3	7	13	-6	100.00	44.83	44	22	50.00	18.18	4	1	57.14	1	0	0.00	0	0.00
9 Werelius Lucas	3	4	2	2	57.14	6.90	14	10	71.43	20.00	2	2	28.57	13	9	69.23	0	0.00
4 Hemmingberg Porral Ludvig	3	7	12	-5	100.00	41.38	17	6	35.29	0.00	0	2	0.00	0	0	0.00	0	0.00
40 Varga Franz Kim	3	6	13	-7	85.71	44.83	19	4	21.05	0.00	0	2	0.00	11	7	63.64	0	0.00
2 Alicante Embile John	3	1	7	-6	14.29	24.14	5	2	40.00	50.00	1	0	14.29	0	0	0.00	0	0.00
5 Esguerra Rhodell	3	0	9	-9	0.00	31.03	3	1	33.33	0.00	0	0	0.00	3	1	33.33	2	20.00
6 Hinder Mathias	3	0	6	-6	0.00	20.69	2	0	0.00	0.00	0	0	0.00	2	0	0.00	0	0.00
7 Jandelius Del Valle Kristofer	3	1	2	-1	14.29	6.90	0	0	0.00	0.00	0	0	0.00	1	0	0.00	0	0.00
13 Öjvall Perez Lucas	3	5	14	-9	71.43	48.28	5	0	0.00	0.00	0	0	0.00	1	0	0.00	0	0.00
16 Schoultze Castrillo Christian	3	0	10	-10	0.00	34.48	4	2	50.00	0.00	0	0	0.00	0	0	0.00	2	20.00
18 Hinder Patrick	3	1	5	-4	14.29	17.24	0	0	0.00	0.00	0	0	0.00	0	0	0.00	0	0.00
19 Jeppsson Escabel Fredrik	3	0	8	-8	0.00	27.59	5	1	20.00	0.00	0	0	0.00	0	0	0.00	2	20.00
21 Holland Bernardo Christofer	3	0	11	-11	0.00	37.93	0	0	0.00	0.00	0	0	0.00	0	0	0.00	2	20.00
33 Dahmén Cantos Fredrik	3	1	8	-7	14.29	27.59	0	0	0.00	0.00	0	0	0.00	0	0	0.00	0	0.00
36 Hedblom Michael	3	0	9	-9	0.00	31.03	5	2	40.00	0.00	0	0	0.00	2	0	0.00	2	20.00
66 Cortez Myllyperkiö Mattiece	3	0	9	-9	0.00	31.03	3	1	33.33	0.00	0	0	0.00	12	5	41.67	0	0.00
77 Andersson Simon	3	2	10	-8	28.57	34.48	9	5	55.56	0.00	0	0	0.00	2	0	0.00	0	0.00
							<b>135</b>	<b>56</b>	<b>41.48</b>	<b>12.50</b>				<b>48</b>	<b>22</b>	<b>45.83</b>	<b>10</b>	

# Group Statistics Group D



Philippines

blocked	0	0.00 %	bar	0	0.00 %	bar	0	0.00 %
bar	1	25.00 %	blocked	2	6.90 %	blocked	0	0.00 %
on goal	1	25.00 %	missed	8	27.59 %	missed	0	0.00 %
missed	2	50.00 %	on goal	19	65.52 %	on goal	0	0.00 %
<b>Shots</b>	<b>4</b>	<b>2.96 %</b>	<b>Shots</b>	<b>29</b>	<b>21.48 %</b>	<b>Shots</b>	<b>0</b>	<b>0.00 %</b>
<b>Scores</b>	<b>0</b>	<b>0.00 %</b>	<b>Scores</b>	<b>2</b>	<b>28.57 %</b>	<b>Scores</b>	<b>0</b>	<b>0.00 %</b>

bar	0	0.00 %	bar	1	2.33 %	bar	2	7.14 %
on goal	4	25.00 %	missed	11	25.58 %	blocked	8	28.57 %
blocked	6	37.50 %	blocked	15	34.88 %	on goal	8	28.57 %
missed	6	37.50 %	on goal	16	37.21 %	missed	10	35.71 %
<b>Shots</b>	<b>16</b>	<b>11.85 %</b>	<b>Shots</b>	<b>43</b>	<b>31.85 %</b>	<b>Shots</b>	<b>28</b>	<b>20.74 %</b>
<b>Scores</b>	<b>0</b>	<b>0.00 %</b>	<b>Scores</b>	<b>3</b>	<b>42.86 %</b>	<b>Scores</b>	<b>2</b>	<b>28.57 %</b>

bar	0	0.00 %	bar	0	0.00 %	bar	0	0.00 %
blocked	1	33.33 %	blocked	2	22.22 %	missed	0	0.00 %
missed	1	33.33 %	missed	2	22.22 %	blocked	1	33.33 %
on goal	1	33.33 %	on goal	5	55.56 %	on goal	2	66.67 %
<b>Shots</b>	<b>3</b>	<b>2.22 %</b>	<b>Shots</b>	<b>9</b>	<b>6.67 %</b>	<b>Shots</b>	<b>3</b>	<b>2.22 %</b>
<b>Scores</b>	<b>0</b>	<b>0.00 %</b>	<b>Scores</b>	<b>0</b>	<b>0.00 %</b>	<b>Scores</b>	<b>0</b>	<b>0.00 %</b>

bar	4	2.96 %
blocked	35	25.93 %
missed	40	29.63 %
on goal	56	41.48 %
<b>Shots</b>	<b>135</b>	
<b>Scores</b>	<b>7</b>	

Total on Goal	1	Total on Goal	19	Total on Goal	0	
Total Shots	4	Total Shots	29	Total Shots	+	0
Total Scores	0	Total Scores	2	Total Scores	+	0
<b>Precision</b>	<b>25.00 %</b>	<b>Precision</b>	<b>65.52 %</b>	<b>Precision</b>		<b>NaN</b>
<b>Efficiency</b>	<b>0.00 %</b>	<b>Efficiency</b>	<b>10.53 %</b>	<b>Efficiency</b>		<b>NaN</b>

Total on Goal	4	Total on Goal	16	Total on Goal	8	
Total Shots	16	Total Shots	43	Total Shots	28	
Total Scores	0	Total Scores	3	Total Scores	2	
<b>Precision</b>	<b>25.00 %</b>	<b>Precision</b>	<b>37.21 %</b>	<b>Precision</b>		<b>28.57 %</b>
<b>Efficiency</b>	<b>0.00 %</b>	<b>Efficiency</b>	<b>18.75 %</b>	<b>Efficiency</b>		<b>25.00 %</b>

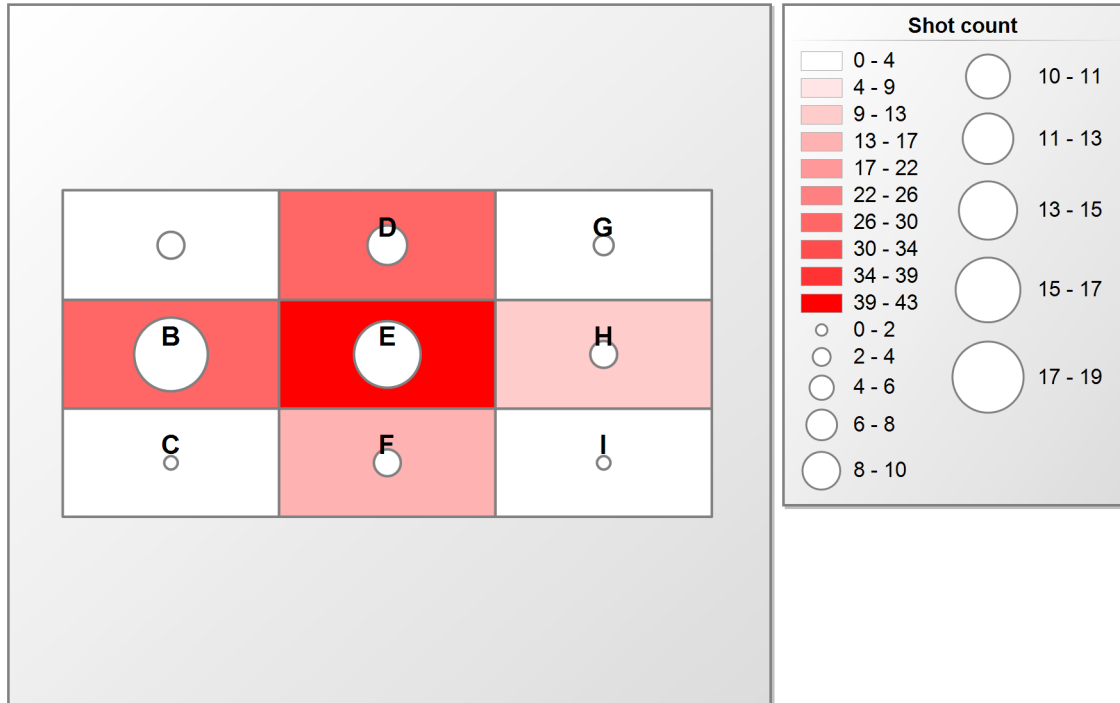
Total on Goal	1	Total on Goal	5	Total on Goal	2	
Total Shots	3	Total Shots	9	Total Shots	3	
Total Scores	0	Total Scores	0	Total Scores	0	
<b>Precision</b>	<b>33.33 %</b>	<b>Precision</b>	<b>55.56 %</b>	<b>Precision</b>		<b>66.67 %</b>
<b>Efficiency</b>	<b>0.00 %</b>	<b>Efficiency</b>	<b>0.00 %</b>	<b>Efficiency</b>		<b>0.00 %</b>

Total on Goal	56
Total Shots	135
Total Scores	7
<b>Precision</b>	<b>41.48 %</b>
<b>Efficiency</b>	<b>12.50 %</b>

# Group Statistics Group D



Short distribution and shots on goal



Zone (Fields)	B	C	D	E	F	G	H	I	Total
Total	29	4	28	43	16	3	9	3	135
on Goal (Circles)	19	1	8	16	4	2	5	1	56

# Group Statistics Group D

Player Statistic			Games	Shots				Goals			Scorer points		Bullies			Penalties	
	Player	Team	played	Total	on Goal	% on Goal	Efficiency (%)	scored	Assists	in %	Total	pt./game	Total	won	in %	Total (min)	in %
1.	Glass Mathias (77)	DEN	3	39	15	38.46	60.00	9	4	3.28	13	4.33	1	1	100.00	2	0.81
2.	Eldholm Lukas (14)	DEN	3	27	21	77.78	14.29	3	5	1.09	8	2.67	9	6	66.67	0	0.00
3.	Sandberg Eddie (36)	DEN	3	13	8	61.54	37.50	3	3	1.09	6	2.00	0	0	0.00	0	0.00
4.	Alm Mendoza Melvin (24)	PHI	3	44	22	50.00	18.18	4	1	1.46	5	1.67	1	0	0.00	0	0.00
5.	Kajgaard Emil (22)	DEN	3	21	10	47.62	30.00	3	2	1.09	5	1.67	3	0	0.00	2	0.81
6.	Dahlstrom Lucas (21)	POL	3	25	14	56.00	28.57	4	0	1.46	4	1.33	15	9	60.00	0	0.00
7.	Doyle Jamie (45)	AUS	3	9	4	44.44	50.00	2	2	0.73	4	1.33	1	1	100.00	0	0.00
8.	Werelius Lucas (9)	PHI	3	14	10	71.43	20.00	2	2	0.73	4	1.33	13	9	69.23	0	0.00
9.	Gartner Tomas (47)	AUS	3	28	12	42.86	16.67	2	2	0.73	4	1.33	5	3	60.00	0	0.00
10.	Rydzewski Jan (7)	POL	3	7	1	14.29	100.00	1	3	0.36	4	1.33	0	0	0.00	2	0.81
11.	Rasmussen Axel (35)	DEN	3	19	6	31.58	16.67	1	3	0.36	4	1.33	0	0	0.00	2	0.81
12.	Newland Christian (11)	AUS	3	5	3	60.00	66.67	2	1	0.73	3	1.00	6	2	33.33	0	0.00
13.	Antoniak Mateusz (31)	POL	3	8	5	62.50	40.00	2	1	0.73	3	1.00	3	2	66.67	0	0.00
14.	Henriksen Pontus (26)	DEN	3	7	6	85.71	33.33	2	1	0.73	3	1.00	0	0	0.00	2	0.81
15.	Chlebda Łukasz (52)	POL	3	20	12	60.00	16.67	2	1	0.73	3	1.00	6	4	66.67	2	0.81
16.	Kajgaard Kasper (6)	DEN	3	9	4	44.44	25.00	1	2	0.36	3	1.00	16	5	31.25	0	0.00
17.	Dahlstrom Alexander (14)	POL	3	10	5	50.00	20.00	1	2	0.36	3	1.00	3	1	33.33	2	0.81
18.	Sieńko Michał (11)	POL	3	15	5	33.33	40.00	2	0	0.73	2	0.67	1	1	100.00	2	0.81
19.	Gartner Daniel (74)	AUS	3	26	12	46.15	16.67	2	0	0.73	2	0.67	12	3	25.00	0	0.00
20.	Kosterich Ben (15)	AUS	3	6	2	33.33	50.00	1	1	0.36	2	0.67	0	0	0.00	0	0.00
21.	Ebeling Kade (8)	AUS	3	5	3	60.00	33.33	1	1	0.36	2	0.67	1	1	100.00	0	0.00
22.	Kobberup Rydahl Frederik (92)	DEN	3	11	3	27.27	33.33	1	1	0.36	2	0.67	0	0	0.00	2	0.81
23.	Perry Liam (91)	AUS	3	26	8	30.77	12.50	1	1	0.36	2	0.67	4	4	100.00	0	0.00
24.	Skura Kacper (66)	POL	3	19	13	68.42	7.69	1	1	0.36	2	0.67	8	5	62.50	2	0.81
25.	Hemmingberg Porral Ludvig (4)	PHI	3	17	6	35.29	0.00	0	2	0.00	2	0.67	0	0	0.00	0	0.00
26.	Varga Franz Kim (40)	PHI	3	19	4	21.05	0.00	0	2	0.00	2	0.67	11	7	63.64	0	0.00
27.	Turwoń Mateusz (88)	POL	3	9	4	44.44	0.00	0	2	0.00	2	0.67	0	0	0.00	2	0.81
28.	Łyskawa Jakub (13)	POL	3	4	1	25.00	100.00	1	0	0.36	1	0.33	0	0	0.00	2	0.81
29.	Alicante Embile John (2)	PHI	3	5	2	40.00	50.00	1	0	0.36	1	0.33	0	0	0.00	0	0.00
30.	Szalański Kacper (27)	POL	3	4	2	50.00	50.00	1	0	0.36	1	0.33	0	0	0.00	0	0.00



# Group Statistics Group D

Player Statistic			Games	Shots				Goals			Scorer points		Bullies			Penalties	
Player	Team	played	Total	on Goal	% on Goal	Efficiency (%)	scored	Assists	in %	Total	pt./game	Total	won	in %	Total (min)	in %	
31.	Dalkvist Jannik (18)	DEN	3	9	3	33.33	33.33	1	0	0.36	1	0.33	3	2	66.67	0	0.00
32.	Hedegaard Daniel (7)	DEN	3	9	4	44.44	25.00	1	0	0.36	1	0.33	4	4	100.00	0	0.00
33.	Sadolewski Łukasz (29)	POL	3	7	4	57.14	25.00	1	0	0.36	1	0.33	0	0	0.00	0	0.00
34.	Mortensen Nyholm Mathias (10)	DEN	3	15	8	53.33	12.50	1	0	0.36	1	0.33	1	0	0.00	0	0.00
35.	Widurski Łukasz (16)	POL	2	3	1	33.33	0.00	0	1	0.00	1	0.50	0	0	0.00	0	0.00
36.	Noel Jordan (36)	AUS	3	7	2	28.57	0.00	0	1	0.00	1	0.33	0	0	0.00	2	0.81
37.	Lehnert Simon (2)	DEN	3	3	1	33.33	0.00	0	1	0.00	1	0.33	2	0	0.00	0	0.00
38.	Madsen Zimon (24)	DEN	3	8	4	50.00	0.00	0	1	0.00	1	0.33	0	0	0.00	2	0.81
39.	Sadolewski Mateusz (25)	POL	3	9	1	11.11	0.00	0	1	0.00	1	0.33	0	0	0.00	2	0.81
40.	Krawczyk Robert (89)	POL	3	4	3	75.00	0.00	0	1	0.00	1	0.33	0	0	0.00	0	0.00
41.	Noney David (3)	AUS	3	0	0	0.00	0.00	0	0	0.00	0	0.00	0	0	0.00	0	0.00
42.	Salt Jonathan (9)	AUS	3	1	0	0.00	0.00	0	0	0.00	0	0.00	0	0	0.00	0	0.00
43.	Staindl Raymond (10)	AUS	3	1	0	0.00	0.00	0	0	0.00	0	0.00	0	0	0.00	0	0.00
44.	Smith Oscar (14)	AUS	3	2	2	100.00	0.00	0	0	0.00	0	0.00	0	0	0.00	0	0.00
45.	Hemmi Ben (17)	AUS	3	1	0	0.00	0.00	0	0	0.00	0	0.00	0	0	0.00	0	0.00
46.	Clairs Samuel (20)	AUS	3	0	0	0.00	0.00	0	0	0.00	0	0.00	0	0	0.00	2	0.81
47.	Staindl Gavin (27)	AUS	3	4	1	25.00	0.00	0	0	0.00	0	0.00	5	2	40.00	2	0.81
48.	Knox Lyttle Tobias (29)	AUS	3	0	0	0.00	0.00	0	0	0.00	0	0.00	0	0	0.00	0	0.00
49.	Keene Jack (35)	AUS	3	2	1	50.00	0.00	0	0	0.00	0	0.00	0	0	0.00	0	0.00
50.	Clutterbuck Dylan (63)	AUS	3	11	4	36.36	0.00	0	0	0.00	0	0.00	0	0	0.00	6	2.42
51.	Kleczewski Andreas (3)	DEN	3	5	3	60.00	0.00	0	0	0.00	0	0.00	4	0	0.00	0	0.00
52.	Holmberg Ford Elias (4)	DEN	3	5	0	0.00	0.00	0	0	0.00	0	0.00	0	0	0.00	0	0.00
53.	Falkenberg Møller Patrick (8)	DEN	3	6	2	33.33	0.00	0	0	0.00	0	0.00	0	0	0.00	0	0.00
54.	Winther Malthe (16)	DEN	3	3	1	33.33	0.00	0	0	0.00	0	0.00	0	0	0.00	0	0.00
55.	Holmsteen Christian (63)	DEN	3	8	2	25.00	0.00	0	0	0.00	0	0.00	4	0	0.00	0	0.00
56.	Esguerra Rhodell (5)	PHI	3	3	1	33.33	0.00	0	0	0.00	0	0.00	3	1	33.33	2	0.81
57.	Hinder Mathias (6)	PHI	3	2	0	0.00	0.00	0	0	0.00	0	0.00	2	0	0.00	0	0.00
58.	Jandelius Del Valle Kristofer (7)	PHI	3	0	0	0.00	0.00	0	0	0.00	0	0.00	1	0	0.00	0	0.00
59.	Öjvall Perez Lucas (13)	PHI	3	5	0	0.00	0.00	0	0	0.00	0	0.00	1	0	0.00	0	0.00

# Group Statistics Group D

Player Statistic			Games	Shots				Goals			Scorer points		Bullies			Penalties		
	Player	Team	played	Total	on Goal	% on Goal	Efficiency (%)	scored	Assists	in %	Total	pt./game	Total	won	in %	Total (min)	in %	
60.	Schoultze Castrillo Christian (16)	PHI	3	4	2	50.00	0.00	0	0	0.00	0	0.00	0	0	0.00	2	0.81	
61.	Hinder Patrick (18)	PHI	3	0	0	0.00	0.00	0	0	0.00	0	0.00	0	0	0.00	0	0.00	
62.	Jeppsson Escabel Fredrik (19)	PHI	3	5	1	20.00	0.00	0	0	0.00	0	0.00	0	0	0.00	2	0.81	
63.	Holland Bernardo Christofer (21)	PHI	3	0	0	0.00	0.00	0	0	0.00	0	0.00	0	0	0.00	2	0.81	
64.	Dahmén Cantos Fredrik (33)	PHI	3	0	0	0.00	0.00	0	0	0.00	0	0.00	0	0	0.00	0	0.00	
65.	Hedblom Michael (36)	PHI	3	5	2	40.00	0.00	0	0	0.00	0	0.00	2	0	0.00	2	0.81	
66.	Cortez Myllyperkiö Mattiece (66)	PHI	3	3	1	33.33	0.00	0	0	0.00	0	0.00	12	5	41.67	0	0.00	
67.	Andersson Simon (77)	PHI	3	9	5	55.56	0.00	0	0	0.00	0	0.00	2	0	0.00	0	0.00	
68.	Prochazka Jakub (10)	POL	3	0	0	0.00	0.00	0	0	0.00	0	0.00	0	0	0.00	0	0.00	
69.	Surdyn Daniel (22)	POL	3	5	1	20.00	0.00	0	0	0.00	0	0.00	3	3	100.00	0	0.00	
70.	Pelczarski Konrad (44)	POL	3	3	0	0.00	0.00	0	0	0.00	0	0.00	1	0	0.00	0	0.00	
				<b>638</b>	<b>283</b>	<b>44.36</b>	<b>21.20</b>	<b>60</b>						<b>169</b>			<b>50</b>	

## Sorted by:

1st scorer points

2nd scorer points per game

3rd goals scored

4th efficiency

# Group Statistics Group D

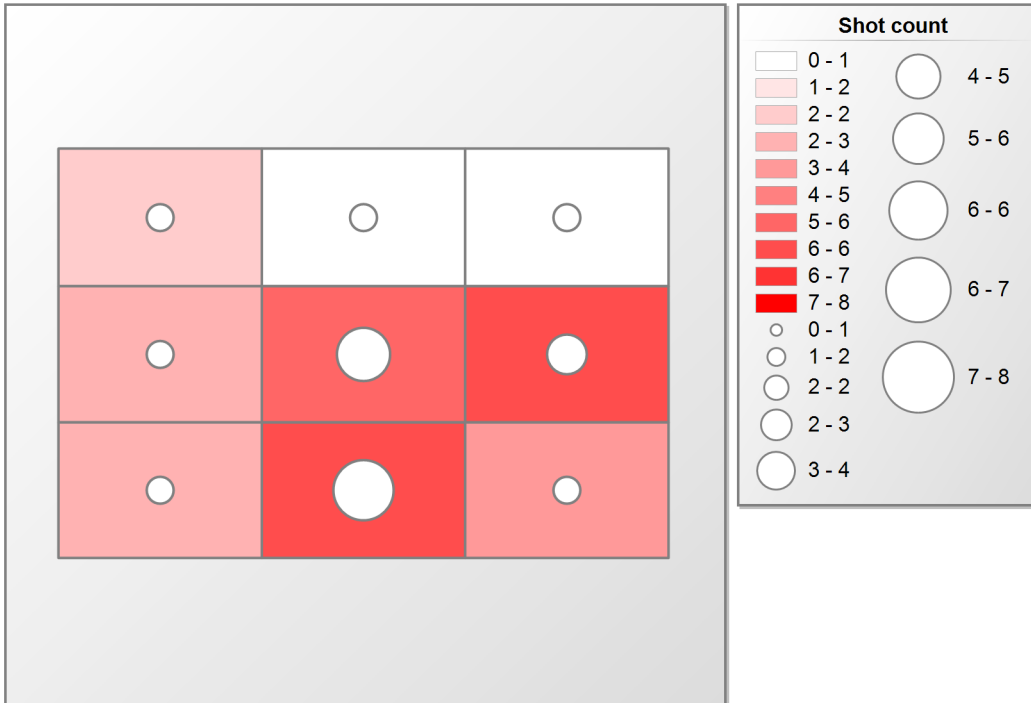
	Defense					Goal received								Total	Saves	Saves in %	
	Body	Foot/Leg	Hand/Arm	Helmet	Total	behind the goal	between legs	distracted	missed	movement	no reaction	play around	transferred				Total
31 Ryan Alexandrakis	4	7	12		23			1	3				2	6	29	23	79.31
29 Patrik Nessbo	11	10	5	1	27	1	2	1	5	3			5	17	44	27	61.36
91 Maciej Bogdański	18	13	15	1	47					10	1			11	58	47	81.03
92 Edwin Perry	8	2	19		29	1		1	1	2		1		6	35	29	82.86
1 Mike Trolle	5	2	10		17					3				3	20	17	85.00
88 Victor Lindberg	15	12	6		33					9	1			10	43	33	76.74
34 Rasmus Engelhardt	4	4	22		30				2		1		2	5	35	30	85.71
<b>Total</b>	<b>65</b>	<b>50</b>	<b>89</b>	<b>2</b>	<b>206</b>	<b>2</b>	<b>2</b>	<b>3</b>	<b>11</b>	<b>27</b>	<b>3</b>	<b>1</b>	<b>9</b>	<b>58</b>	<b>264</b>	<b>206</b>	<b>78.03</b>

# Group Statistics Group D

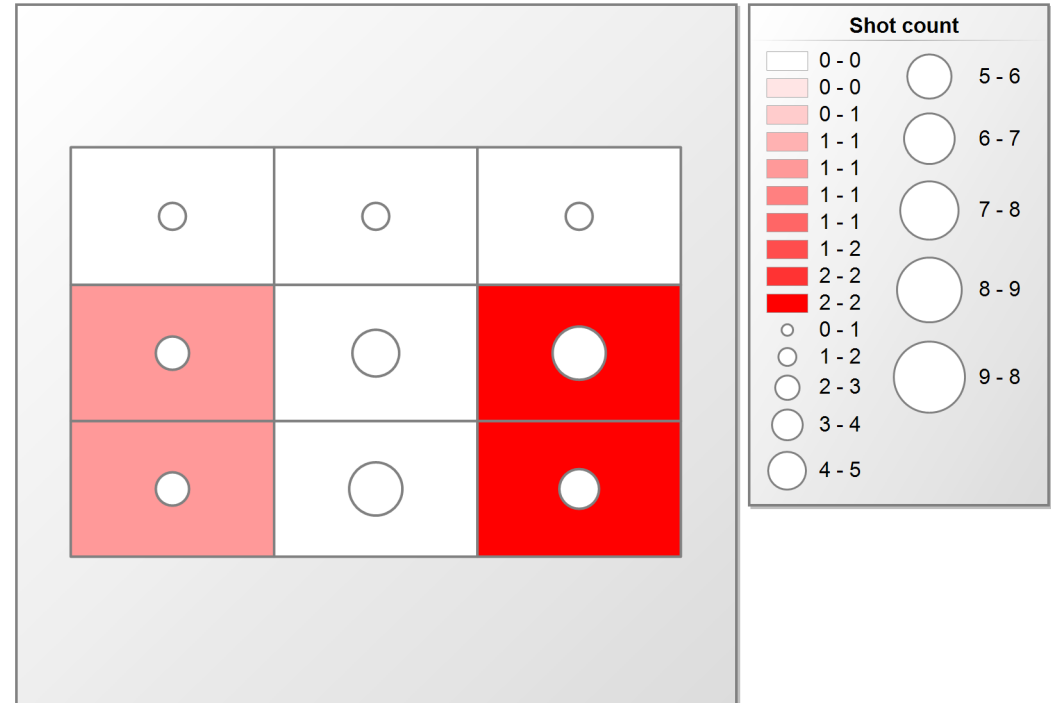


	Defense				Goal received				Total	Saves	Saves in %
	Body	Foot/Leg	Hand/Arm	Total	distracted	missed	transferred	Total			
31 Ryan Alexandrakis	4	7	12	23	1	3	2	6	29	23	79.31
<b>Total</b>	<b>4</b>	<b>7</b>	<b>12</b>	<b>23</b>	<b>1</b>	<b>3</b>	<b>2</b>	<b>6</b>	<b>29</b>	<b>23</b>	<b>79.31</b>

Shots and Saves



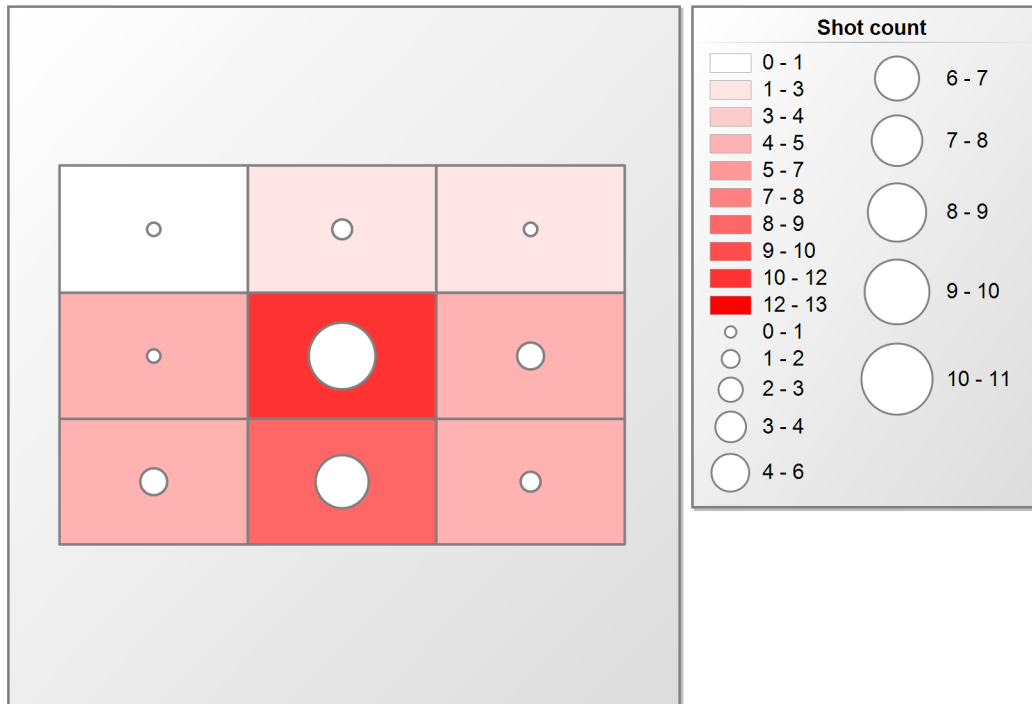
received Goals and shots



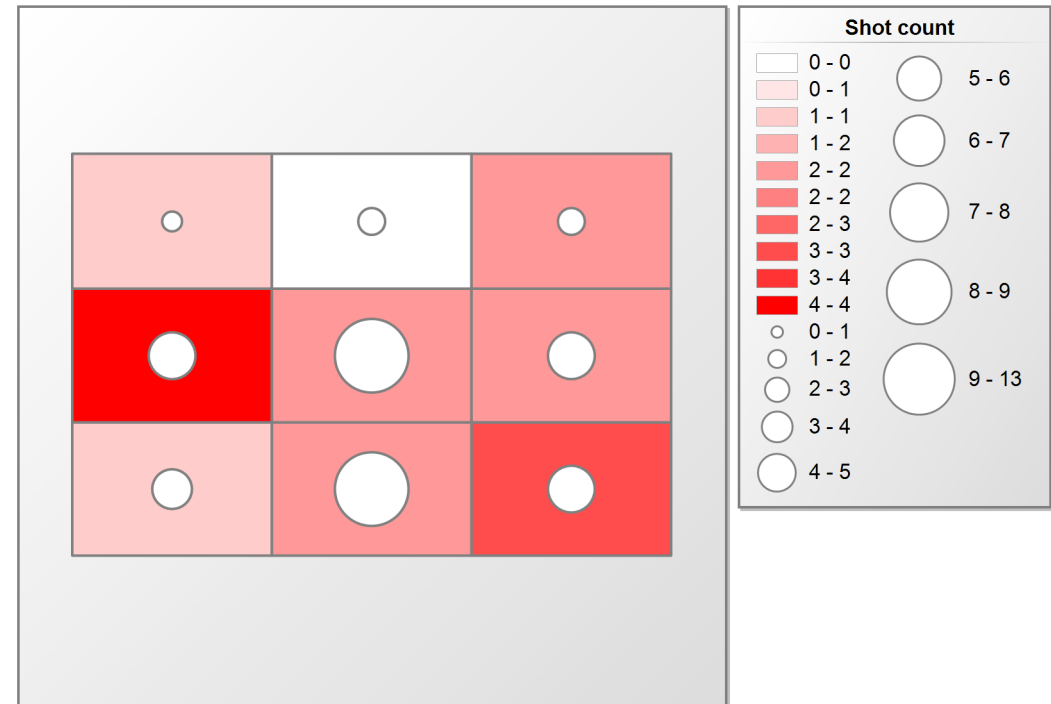
# Group Statistics Group D

	Defense					Goal received						Total	Saves	Saves in %	
	Body	Foot/Leg	Hand/Arm	Helmet	Total	behind the goal	between legs	distracted	missed	movement	transferred				Total
29 Patrik Nessbo	11	10	5	1	27	1	2	1	5	3	5	17	44	27	61.36
<b>Total</b>	<b>11</b>	<b>10</b>	<b>5</b>	<b>1</b>	<b>27</b>	<b>1</b>	<b>2</b>	<b>1</b>	<b>5</b>	<b>3</b>	<b>5</b>	<b>17</b>	<b>44</b>	<b>27</b>	<b>61.36</b>

Shots and Saves



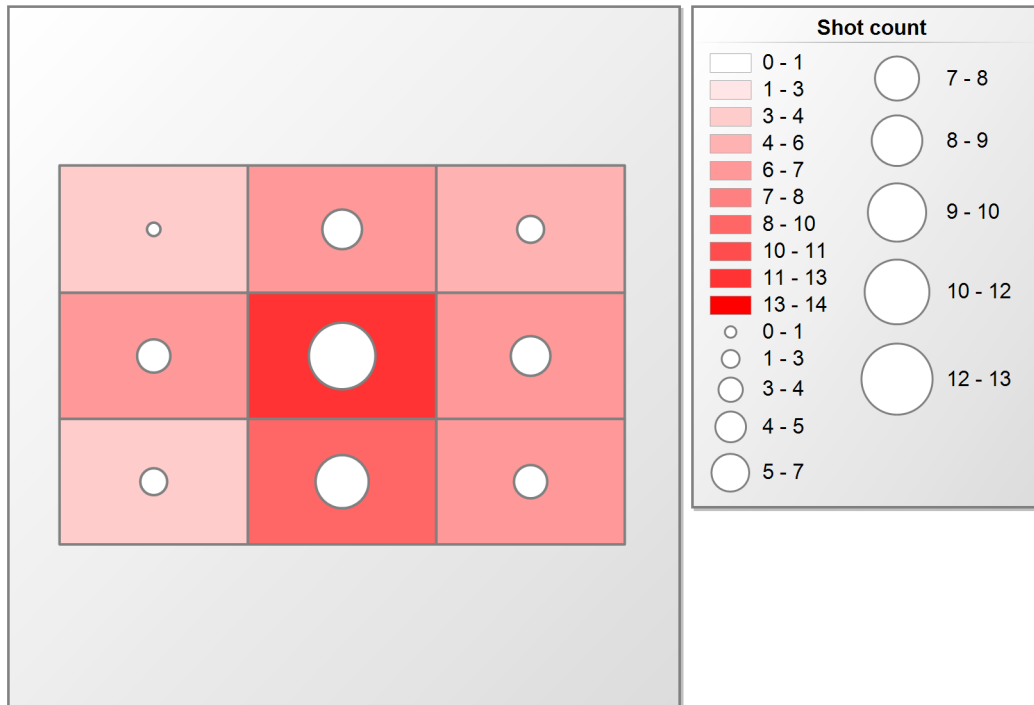
received Goals and shots



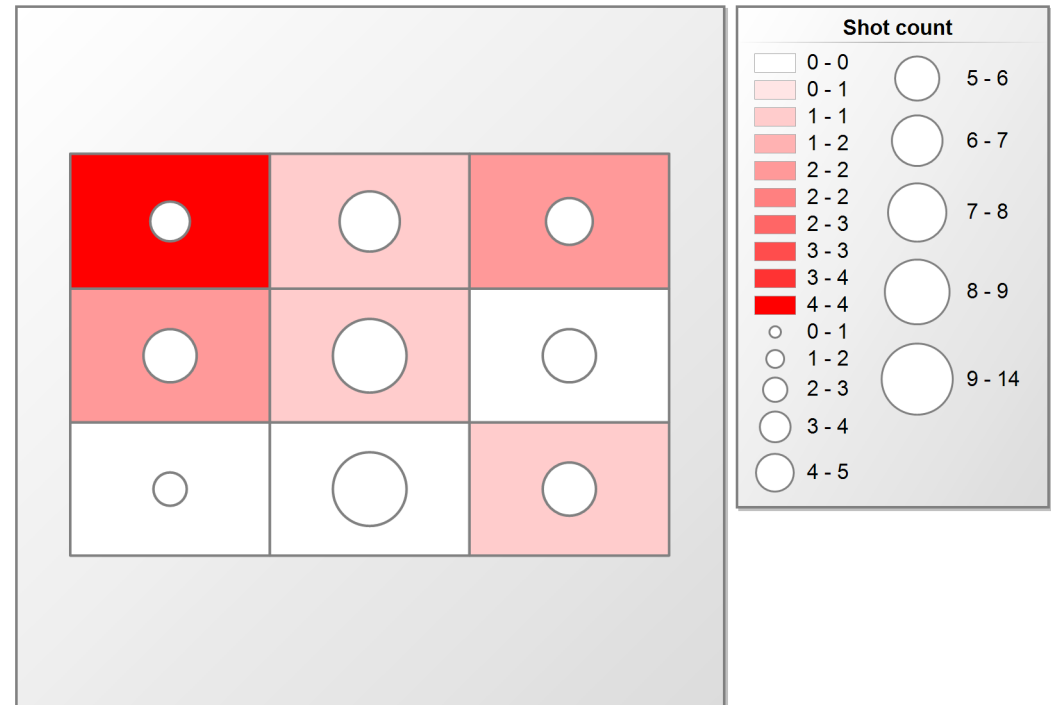
# Group Statistics Group D

	Defense					Goal received			Total	Saves	Saves in %
	Body	Foot/Leg	Hand/Arm	Helmet	Total	movement	no reaction	Total			
91 Maciej Bogdański	18	13	15	1	47	10	1	11	58	47	81.03
<b>Total</b>	<b>18</b>	<b>13</b>	<b>15</b>	<b>1</b>	<b>47</b>	<b>10</b>	<b>1</b>	<b>11</b>	<b>58</b>	<b>47</b>	<b>81.03</b>

Shots and Saves



received Goals and shots

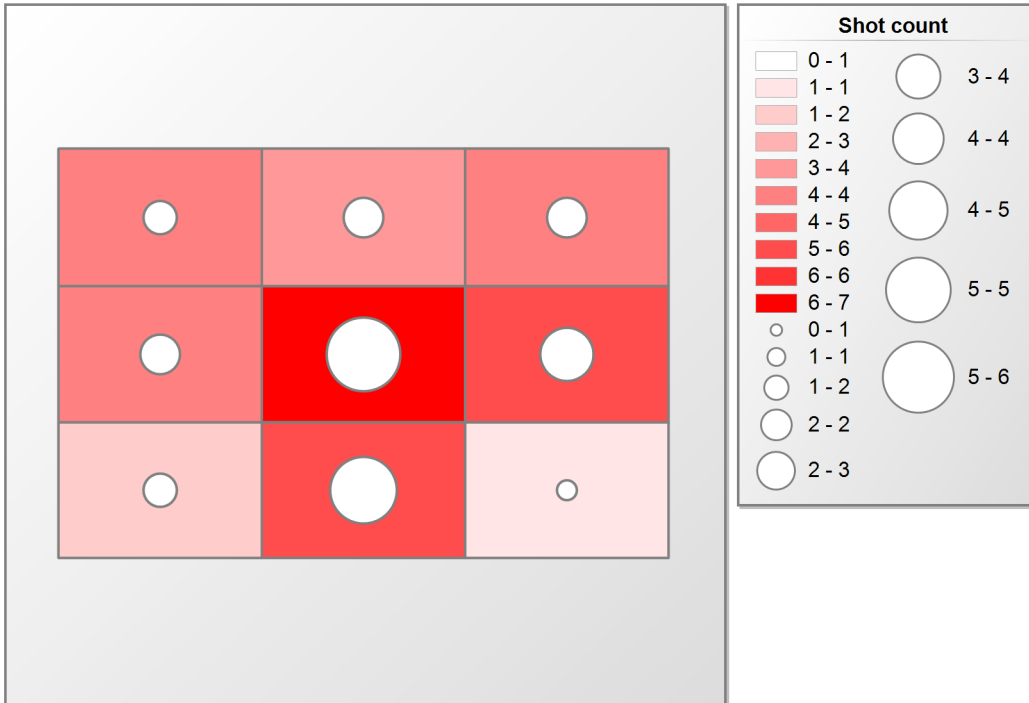


# Group Statistics Group D




	Defense				Goal received						Total	Saves	Saves in %
	Body	Foot/Leg	Hand/Arm	Total	behind the goal	distracted	missed	movement	play around	Total			
92 Edwin Perry	8	2	19	29	1	1	1	2	1	6	35	29	82.86
<b>Total</b>	<b>8</b>	<b>2</b>	<b>19</b>	<b>29</b>	<b>1</b>	<b>1</b>	<b>1</b>	<b>2</b>	<b>1</b>	<b>6</b>	<b>35</b>	<b>29</b>	<b>82.86</b>

Shots and Saves



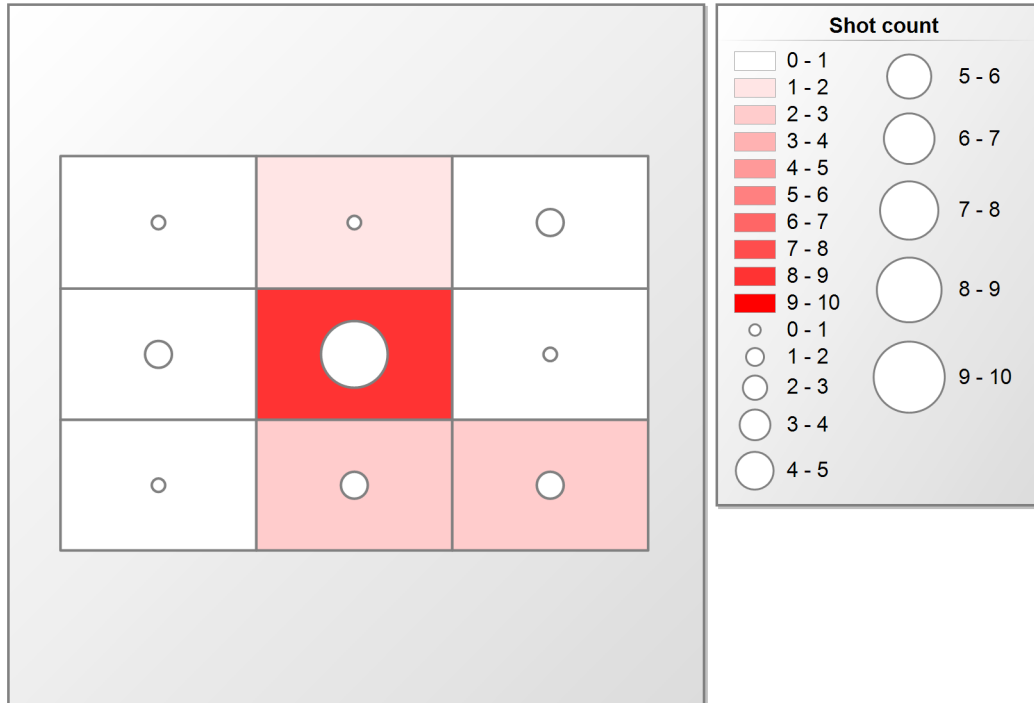
received Goals and shots



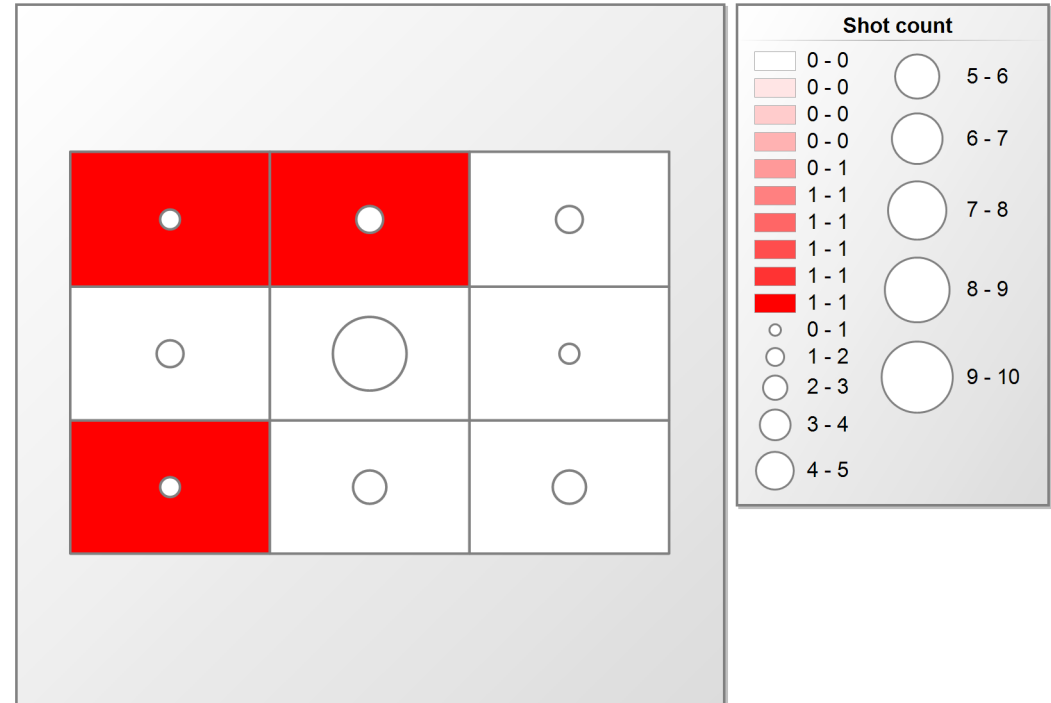
# Group Statistics Group D

	Defense				Goal received		Total	Saves	Saves in %
	Body	Foot/Leg	Hand/Arm	Total	movement	Total			
1 Mike Trolle	5	2	10	17	3	3	20	17	85.00
<b>Total</b>	<b>5</b>	<b>2</b>	<b>10</b>	<b>17</b>	<b>3</b>	<b>3</b>	<b>20</b>	<b>17</b>	<b>85.00</b>

Shots and Saves



received Goals and shots






# Group Statistics Group D

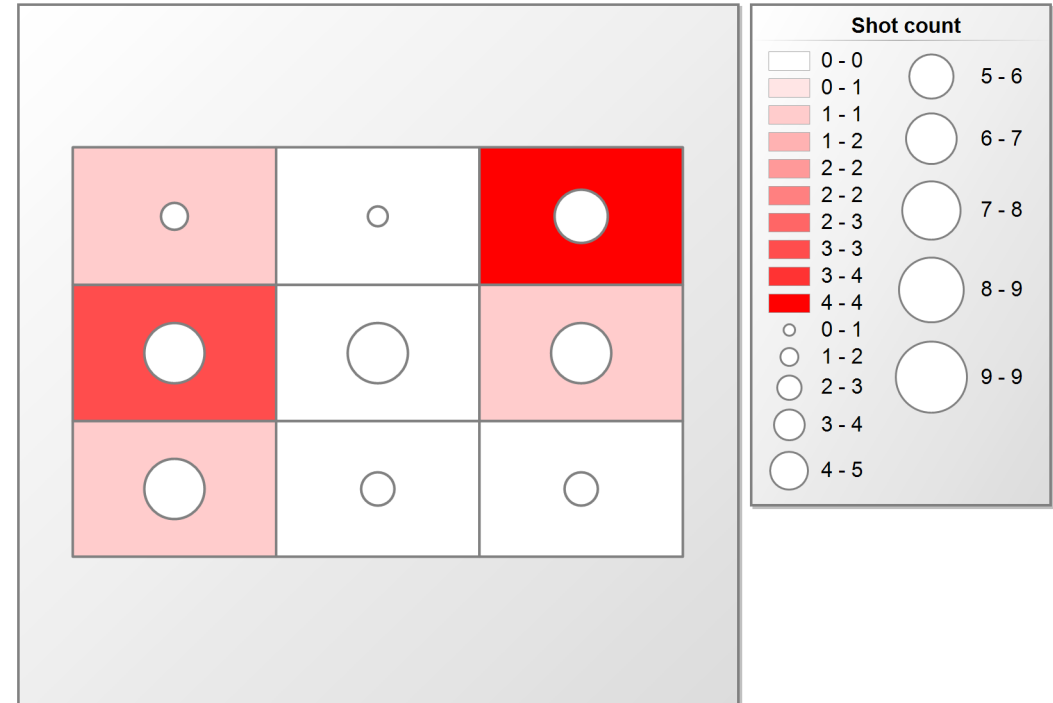


	Defense				Goal received			Total	Saves	Saves in %
	Body	Foot/Leg	Hand/Arm	Total	movement	no reaction	Total			
88 Victor Lindberg	15	12	6	33	9	1	10	43	33	76.74
<b>Total</b>	<b>15</b>	<b>12</b>	<b>6</b>	<b>33</b>	<b>9</b>	<b>1</b>	<b>10</b>	<b>43</b>	<b>33</b>	<b>76.74</b>

Shots and Saves



received Goals and shots

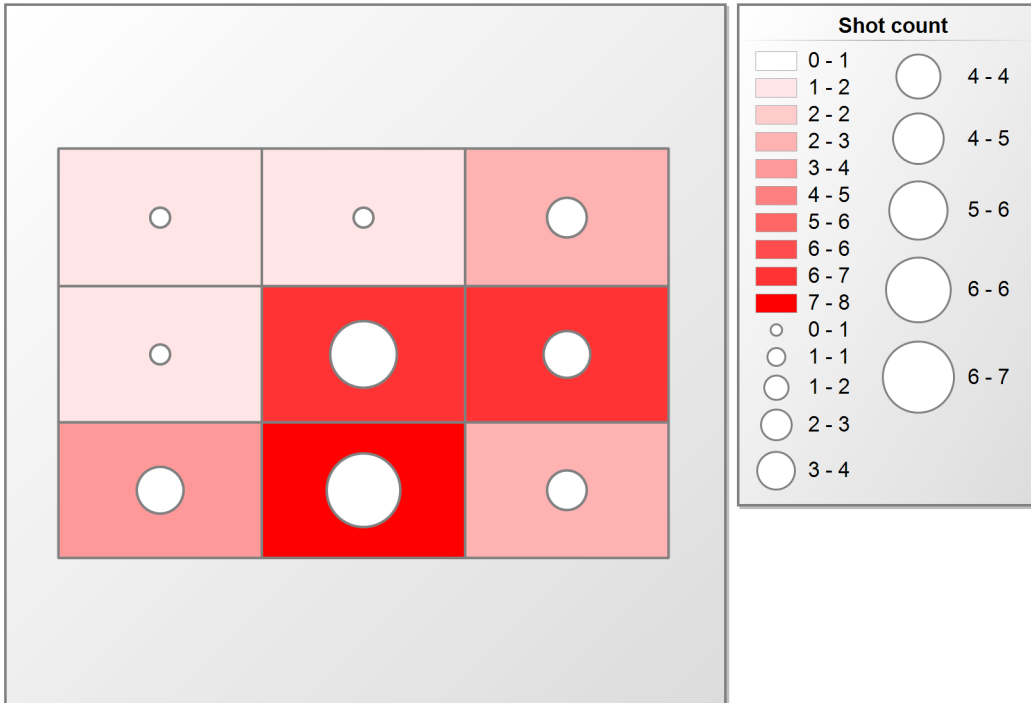


# Group Statistics Group D

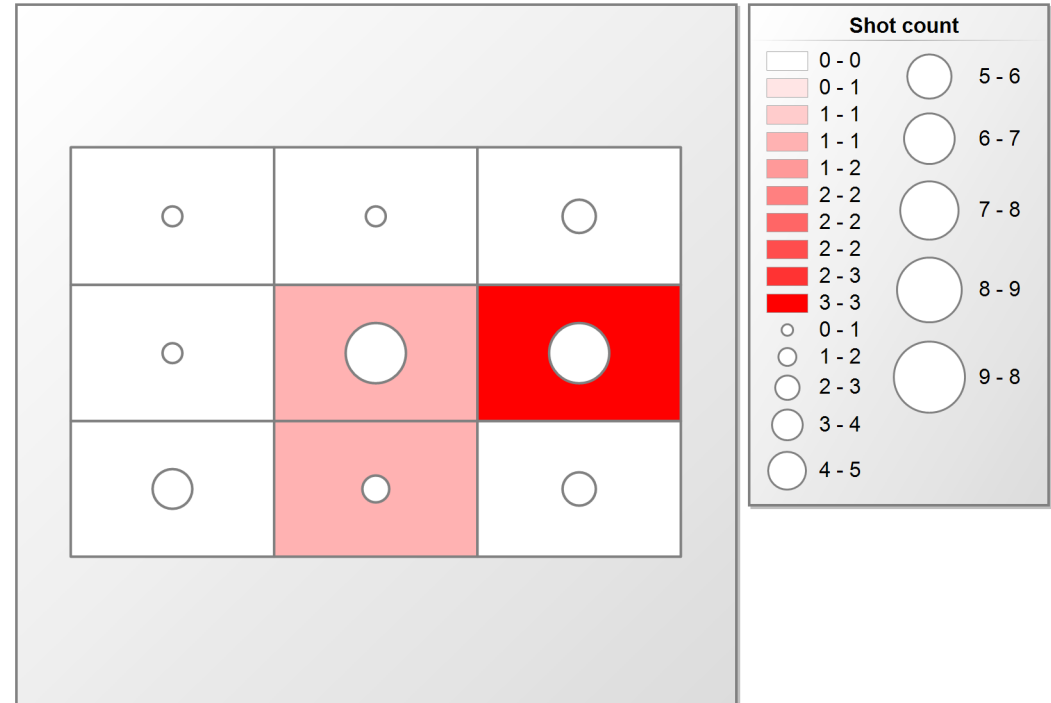


	Defense				Goal received				Total	Saves	Saves in %
	Body	Foot/Leg	Hand/Arm	Total	missed	no reaction	transferred	Total			
34 Rasmus Engelhardt	4	4	22	30	2	1	2	5	35	30	85.71
<b>Total</b>	<b>4</b>	<b>4</b>	<b>22</b>	<b>30</b>	<b>2</b>	<b>1</b>	<b>2</b>	<b>5</b>	<b>35</b>	<b>30</b>	<b>85.71</b>

Shots and Saves



received Goals and shots



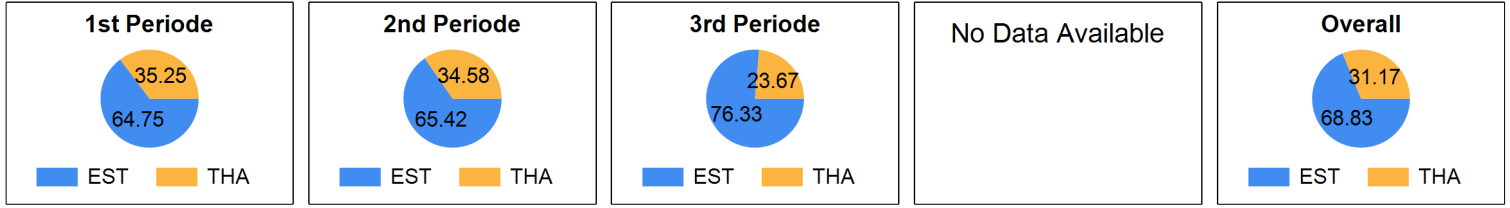
# Game Statistics

November 8, 2022



# Game Statistics

## Possession



Estonia



16

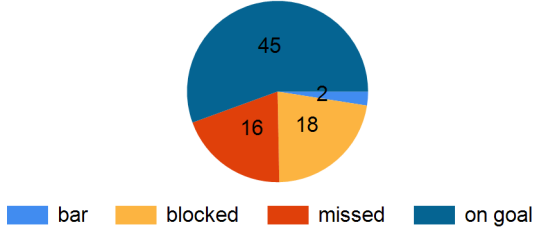
4

Thailand



1st	5	2
2nd	5	2
3rd	6	0
ET	0	0

## Shots statistics



	1st	2nd	3rd	ET	Total
bar	1	1	0	0	2
blocked	7	3	8	0	18
missed	6	2	8	0	16
on goal	13	16	16	0	45
	27	22	32	0	81

Precision (%)	48.15	72.73	50.00	55.56
Efficiency (%)	38.46	31.25	37.50	35.56

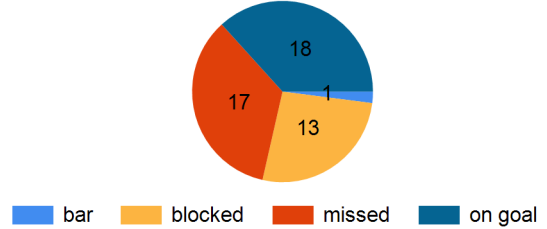
## Goalkeeper statistic

	90 Daniel Vaigur	
	Shots	Saves
1st	8	6
	75.00%	
2nd	7	5
	71.43%	
3rd	3	3
	100.00%	
ET	0	0
	NaN	
Total	18	14
	77.78%	

## Penaltytime statistics

	1st	2nd	3rd	Total	Goals
Power play	00:00	01:36	01:18	02:54	1
Box Play	00:47	02:00	00:00	02:47	1

## Shots statistics



	1st	2nd	3rd	ET	Total
bar	1	0	0	0	1
blocked	8	2	3	0	13
missed	7	8	2	0	17
on goal	8	7	3	0	18
	24	17	8	0	49

Precision (%)	33.33	41.18	37.50	36.73
Efficiency (%)	25.00	28.57	0.00	22.22

## Goalkeeper statistic

	72 Yotsapong Chaiphong		1 Autthachai Sohtree	
	Shots	Saves	Shots	Saves
1st	13	8	0	0
	61.54%		NaN	
2nd	16	11	0	0
	68.75%		NaN	
3rd	7	6	9	4
	85.71%		44.44%	
ET	0	0	0	0
	NaN		NaN	
Total	36	25	9	4
	69.44%		44.44%	

## Penaltytime statistics

	1st	2nd	3rd	Total	Goals
Power play	00:47	02:00	00:00	02:47	0
Box Play	00:00	01:36	01:18	02:54	0

# Game Statistics

---

# Game Statistics

## Game history

### 1st Periode

Time	Result	Team	Special Situation	#	Player	#	Assist	Speed
0:38	0-1	Thailand		8	Simon Johansson	19	Pawat Thaidit	0.00
10:25	3-2	Estonia		87	Tanel Kasenumr	77	Ken Pähn	0.00
12:06	4-2	Estonia		64	Kaspar Kallion	87	Tanel Kasenumr	0.00
18:57	5-2	Estonia		8	Patrik Kareliusson	14	Alexander Dahlberg	0.00
3:40		Estonia	2' High stick	18	Rasmus Randoja			
4:27	0-2	Thailand		39	Jeerayut Yaemyim	11	Alexander Rinefalk	0.00
5:22	1-2	Estonia		64	Kaspar Kallion			0.00
8:51	2-2	Estonia		18	Rasmus Randoja	27	Kermo Uue	0.00

### 2nd Periode

Time	Result	Team	Special Situation	#	Player	#	Assist	Speed
21:29	5-3	Thailand		17	Santipong Sukkasem	39	Jeerayut Yaemyim	0.00
22:42	6-3	Estonia		25	Adam Widercrantz	8	Patrik Kareliusson	0.00
25:16	7-3	Estonia		21	Patrik Markus	8	Patrik Kareliusson	0.00
27:14	7-4	Thailand		17	Santipong Sukkasem	19	Pawat Thaidit	0.00
27:14		Estonia	2' Accompanying penalty	18	Rasmus Randoja			
28:12	8-4	Estonia	Box Play	5	Sterver Savi	6	Rasmus Bolander	0.00
29:14		Estonia	10' Unsportsmanlike behaviour	51	Morten Talviste			
36:43	9-4	Estonia		7	Roman Pass	88	Gerdo Unga	0.00
37:15	10-4	Estonia		27	Kermo Uue	26	Egert Unga	0.00
38:24		Thailand	2' Inccorect hit	99	Theerawat Noisai			

### 3rd Periode


Time	Result	Team	Special Situation	#	Player	#	Assist	Speed
47:54		Thailand	2' Obstruction	41	Chusak Narkprasert			
48:48	11-4	Estonia	PowerPlay	27	Kermo Uue	8	Patrik Kareliusson	0.00
52:08	12-4	Estonia		27	Kermo Uue	26	Egert Unga	0.00
52:51	13-4	Estonia		14	Alexander Dahlberg	21	Patrik Markus	0.00
54:55	14-4	Estonia		44	Oliver Savi	26	Egert Unga	0.00
57:58	15-4	Estonia		18	Rasmus Randoja	44	Oliver Savi	0.00
59:20	16-4	Estonia		6	Rasmus Bolander			0.00

# Game Statistics

Estonia		Plus/Minus			Shots				Goals		
Player	+	-	balance	Total	on Goal	% on Goal	Efficiency (%)	scored	Assists	in %	
5 Savi Stenver	0	0	0	0	0	0.00	0.00	1	0	6.25	
6 Bolander Rasmus	7	2	5	5	4	80.00	25.00	1	1	6.25	
7 Pass Roman	4	1	3	3	2	66.67	50.00	1	0	6.25	
8 Kareliusson Patrik	7	2	5	4	2	50.00	50.00	1	3	6.25	
14 Dahlberg Alexander	7	2	5	11	6	54.55	16.67	1	1	6.25	
15 Indus Lauri-Robert	1	1	0	0	0	0.00	0.00	0	0	0.00	
18 Randoja Rasmus	5	1	4	6	4	66.67	50.00	2	0	12.50	
21 Markus Patrik	5	1	4	5	2	40.00	50.00	1	1	6.25	
25 Widercrantz Adam	6	2	4	4	3	75.00	33.33	1	0	6.25	
26 Unga Egert	5	1	4	2	1	50.00	0.00	0	3	0.00	
27 Uue Kermo	6	1	5	9	5	55.56	60.00	3	1	18.75	
44 Savi Oliver	4	0	4	1	1	100.00	100.00	1	1	6.25	
51 Talviste Morten	1	1	0	1	1	100.00	0.00	0	0	0.00	
64 Kallion Kaspar	4	1	3	7	4	57.14	50.00	2	0	12.50	
77 Pähn Ken	4	1	3	7	3	42.86	0.00	0	1	0.00	
87 Kasenuum Tanel	5	1	4	13	6	46.15	16.67	1	1	6.25	
88 Unga Gerdo	4	1	3	1	0	0.00	0.00	0	1	0.00	
98 Einamann Mathias	4	0	4	2	1	50.00	0.00	0	0	0.00	
	79	19		81	45	55.56	35.56				

Thailand		Plus/Minus			Shots				Goals		
Player	+	-	balance	Total	on Goal	% on Goal	Efficiency (%)	scored	Assists	in %	
7 Dueankhao Natthawut	0	2	-2	0	0	0.00	0.00	0	0	0.00	
8 Johansson Simon	2	4	-2	6	3	50.00	33.33	1	0	25.00	
11 Rinefalk Alexander	3	4	-1	4	2	50.00	0.00	0	1	0.00	
14 Sangmongkhol Surapong	1	8	-7	3	2	66.67	0.00	0	0	0.00	
17 Sukkasem Santipong	2	7	-5	8	5	62.50	40.00	2	0	50.00	
19 Thaidit Pawat	3	5	-2	7	1	14.29	0.00	0	2	0.00	
23 Namsawang Prakasit	2	10	-8	1	0	0.00	0.00	0	0	0.00	
28 Onsuk Watcharapon	0	6	-6	4	0	0.00	0.00	0	0	0.00	
39 Yaemyim Jeerayut	2	6	-4	3	2	66.67	50.00	1	1	25.00	
41 Narkprasert Chusak	1	4	-3	7	3	42.86	0.00	0	0	0.00	
44 Pimpa Veerasak	2	4	-2	4	0	0.00	0.00	0	0	0.00	
71 Hubinette Nils Lukas	1	1	0	1	0	0.00	0.00	0	0	0.00	
79 Ratanaprathum Aphichet	1	10	-9	0	0	0.00	0.00	0	0	0.00	
88 Singkawehon Thanaphol	0	2	-2	1	0	0.00	0.00	0	0	0.00	
89 Promli Anothai	0	2	-2	0	0	0.00	0.00	0	0	0.00	
92 Khambanlue Pheeraphong	0	0	0	0	0	0.00	0.00	0	0	0.00	
99 Noisai Theerawat	0	4	-4	0	0	0.00	0.00	0	0	0.00	
	20	79		49	18	36.73	22.22				

# Shot Statistics



Estonia

Overall



Thailand

bar	0	0.00 %	bar	0	0.00 %	bar	0	0.00 %
blocked	0	0.00 %	blocked	0	0.00 %	blocked	0	0.00 %
missed	0	0.00 %	missed	3	25.00 %	missed	0	0.00 %
on goal	1	100.00 %	on goal	9	75.00 %	on goal	0	0.00 %
<b>Shots</b>	<b>1</b>	<b>1.23 %</b>	<b>Shots</b>	<b>12</b>	<b>14.81 %</b>	<b>Shots</b>	<b>0</b>	<b>0.00 %</b>
<b>Scores</b>	<b>1</b>	<b>6.25 %</b>	<b>Scores</b>	<b>4</b>	<b>25.00 %</b>	<b>Scores</b>	<b>0</b>	<b>0.00 %</b>
bar	0	0.00 %	bar	1	2.63 %	bar	0	0.00 %
blocked	1	10.00 %	missed	5	13.16 %	blocked	3	30.00 %
missed	4	40.00 %	blocked	10	26.32 %	missed	3	30.00 %
on goal	5	50.00 %	on goal	22	57.89 %	on goal	4	40.00 %
<b>Shots</b>	<b>10</b>	<b>12.35 %</b>	<b>Shots</b>	<b>38</b>	<b>46.91 %</b>	<b>Shots</b>	<b>10</b>	<b>12.35 %</b>
<b>Scores</b>	<b>1</b>	<b>6.25 %</b>	<b>Scores</b>	<b>6</b>	<b>37.50 %</b>	<b>Scores</b>	<b>2</b>	<b>12.50 %</b>
bar	0	0.00 %	bar	1	14.29 %	bar	0	0.00 %
blocked	0	0.00 %	missed	1	14.29 %	missed	0	0.00 %
missed	0	0.00 %	on goal	2	28.57 %	on goal	0	0.00 %
on goal	2	100.00 %	blocked	3	42.86 %	blocked	1	100.00 %
<b>Shots</b>	<b>2</b>	<b>2.47 %</b>	<b>Shots</b>	<b>7</b>	<b>8.64 %</b>	<b>Shots</b>	<b>1</b>	<b>1.23 %</b>
<b>Scores</b>	<b>2</b>	<b>12.50 %</b>	<b>Scores</b>	<b>0</b>	<b>0.00 %</b>	<b>Scores</b>	<b>0</b>	<b>0.00 %</b>


bar	0	0.00 %	bar	0	0.00 %	bar	0	0.00 %
blocked	0	0.00 %	blocked	1	6.67 %	blocked	0	0.00 %
missed	0	0.00 %	missed	4	26.67 %	missed	0	0.00 %
on goal	1	100.00 %	on goal	10	66.67 %	on goal	0	0.00 %
<b>Shots</b>	<b>1</b>	<b>2.04 %</b>	<b>Shots</b>	<b>15</b>	<b>30.61 %</b>	<b>Shots</b>	<b>0</b>	<b>0.00 %</b>
<b>Scores</b>	<b>0</b>	<b>0.00 %</b>	<b>Scores</b>	<b>3</b>	<b>75.00 %</b>	<b>Scores</b>	<b>0</b>	<b>0.00 %</b>
bar	0	0.00 %	bar	0	0.00 %	bar	0	0.00 %
blocked	1	20.00 %	blocked	2	18.18 %	on goal	0	0.00 %
missed	2	40.00 %	on goal	3	27.27 %	blocked	3	37.50 %
on goal	2	40.00 %	missed	6	54.55 %	missed	5	62.50 %
<b>Shots</b>	<b>5</b>	<b>10.20 %</b>	<b>Shots</b>	<b>11</b>	<b>22.45 %</b>	<b>Shots</b>	<b>8</b>	<b>16.33 %</b>
<b>Scores</b>	<b>1</b>	<b>25.00 %</b>	<b>Scores</b>	<b>0</b>	<b>0.00 %</b>	<b>Scores</b>	<b>0</b>	<b>0.00 %</b>
missed	0	0.00 %	bar	0	0.00 %	bar	0	0.00 %
on goal	0	0.00 %	missed	0	0.00 %	blocked	0	0.00 %
bar	1	33.33 %	on goal	2	33.33 %	missed	0	0.00 %
blocked	2	66.67 %	blocked	4	66.67 %	on goal	0	0.00 %
<b>Shots</b>	<b>3</b>	<b>6.12 %</b>	<b>Shots</b>	<b>6</b>	<b>12.24 %</b>	<b>Shots</b>	<b>0</b>	<b>0.00 %</b>
<b>Scores</b>	<b>0</b>	<b>0.00 %</b>	<b>Scores</b>	<b>0</b>	<b>0.00 %</b>	<b>Scores</b>	<b>0</b>	<b>0.00 %</b>

bar	2	2.47 %
missed	16	19.75 %
blocked	18	22.22 %
on goal	45	55.56 %
<b>Shots</b>	<b>81</b>	
<b>Scores</b>	<b>16</b>	

bar	1	2.04 %
blocked	13	26.53 %
missed	17	34.69 %
on goal	18	36.73 %
<b>Shots</b>	<b>49</b>	
<b>Scores</b>	<b>4</b>	




# Shot Statistics



Estonia

1st Periode



Thailand


bar	0	0.00 %	bar	0	0.00 %	bar	0	0.00 %
blocked	0	0.00 %	blocked	0	0.00 %	blocked	0	0.00 %
missed	0	0.00 %	missed	0	0.00 %	missed	0	0.00 %
on goal	0	0.00 %	on goal	1	100.00 %	on goal	0	0.00 %
<b>Shots</b>	<b>0</b>	<b>0.00 %</b>	<b>Shots</b>	<b>1</b>	<b>3.70 %</b>	<b>Shots</b>	<b>0</b>	<b>0.00 %</b>
<b>Scores</b>	<b>0</b>	<b>0.00 %</b>	<b>Scores</b>	<b>1</b>	<b>20.00 %</b>	<b>Scores</b>	<b>0</b>	<b>0.00 %</b>
bar	0	0.00 %	bar	0	0.00 %	bar	0	0.00 %
blocked	0	0.00 %	missed	3	20.00 %	blocked	0	0.00 %
missed	1	50.00 %	blocked	4	26.67 %	missed	2	40.00 %
on goal	1	50.00 %	on goal	8	53.33 %	on goal	3	60.00 %
<b>Shots</b>	<b>2</b>	<b>7.41 %</b>	<b>Shots</b>	<b>15</b>	<b>55.56 %</b>	<b>Shots</b>	<b>5</b>	<b>18.52 %</b>
<b>Scores</b>	<b>1</b>	<b>20.00 %</b>	<b>Scores</b>	<b>2</b>	<b>40.00 %</b>	<b>Scores</b>	<b>1</b>	<b>20.00 %</b>
bar	0	0.00 %	missed	0	0.00 %	bar	0	0.00 %
blocked	0	0.00 %	on goal	0	0.00 %	missed	0	0.00 %
missed	0	0.00 %	bar	1	33.33 %	on goal	0	0.00 %
on goal	0	0.00 %	blocked	2	66.67 %	blocked	1	100.00 %
<b>Shots</b>	<b>0</b>	<b>0.00 %</b>	<b>Shots</b>	<b>3</b>	<b>11.11 %</b>	<b>Shots</b>	<b>1</b>	<b>3.70 %</b>
<b>Scores</b>	<b>0</b>	<b>0.00 %</b>	<b>Scores</b>	<b>0</b>	<b>0.00 %</b>	<b>Scores</b>	<b>0</b>	<b>0.00 %</b>

bar	0	0.00 %	bar	0	0.00 %	bar	0	0.00 %
blocked	0	0.00 %	blocked	0	0.00 %	blocked	0	0.00 %
missed	0	0.00 %	missed	0	0.00 %	missed	0	0.00 %
on goal	1	100.00 %	on goal	4	100.00 %	on goal	0	0.00 %
<b>Shots</b>	<b>1</b>	<b>4.17 %</b>	<b>Shots</b>	<b>4</b>	<b>16.67 %</b>	<b>Shots</b>	<b>0</b>	<b>0.00 %</b>
<b>Scores</b>	<b>0</b>	<b>0.00 %</b>	<b>Scores</b>	<b>1</b>	<b>50.00 %</b>	<b>Scores</b>	<b>0</b>	<b>0.00 %</b>
bar	0	0.00 %	bar	0	0.00 %	bar	0	0.00 %
blocked	0	0.00 %	on goal	0	0.00 %	on goal	0	0.00 %
missed	1	33.33 %	blocked	1	25.00 %	blocked	2	40.00 %
on goal	2	66.67 %	missed	3	75.00 %	missed	3	60.00 %
<b>Shots</b>	<b>3</b>	<b>12.50 %</b>	<b>Shots</b>	<b>4</b>	<b>16.67 %</b>	<b>Shots</b>	<b>5</b>	<b>20.83 %</b>
<b>Scores</b>	<b>1</b>	<b>50.00 %</b>	<b>Scores</b>	<b>0</b>	<b>0.00 %</b>	<b>Scores</b>	<b>0</b>	<b>0.00 %</b>
missed	0	0.00 %	bar	0	0.00 %	bar	0	0.00 %
on goal	0	0.00 %	missed	0	0.00 %	blocked	0	0.00 %
bar	1	33.33 %	on goal	1	25.00 %	missed	0	0.00 %
blocked	2	66.67 %	blocked	3	75.00 %	on goal	0	0.00 %
<b>Shots</b>	<b>3</b>	<b>12.50 %</b>	<b>Shots</b>	<b>4</b>	<b>16.67 %</b>	<b>Shots</b>	<b>0</b>	<b>0.00 %</b>
<b>Scores</b>	<b>0</b>	<b>0.00 %</b>	<b>Scores</b>	<b>0</b>	<b>0.00 %</b>	<b>Scores</b>	<b>0</b>	<b>0.00 %</b>

bar	1	3.70 %
missed	6	22.22 %
blocked	7	25.93 %
on goal	13	48.15 %
<b>Shots</b>	<b>27</b>	
<b>Scores</b>	<b>5</b>	


bar	1	4.17 %
missed	7	29.17 %
blocked	8	33.33 %
on goal	8	33.33 %
<b>Shots</b>	<b>24</b>	
<b>Scores</b>	<b>2</b>	

# Shot Statistics



Estonia

2nd Periode



Thailand

bar	0	0.00 %	bar	0	0.00 %	bar	0	0.00 %
blocked	0	0.00 %	blocked	0	0.00 %	blocked	0	0.00 %
missed	0	0.00 %	missed	1	14.29 %	missed	0	0.00 %
on goal	1	100.00 %	on goal	6	85.71 %	on goal	0	0.00 %
<b>Shots</b>	<b>1</b>	<b>4.55 %</b>	<b>Shots</b>	<b>7</b>	<b>31.82 %</b>	<b>Shots</b>	<b>0</b>	<b>0.00 %</b>
<b>Scores</b>	<b>1</b>	<b>20.00 %</b>	<b>Scores</b>	<b>2</b>	<b>40.00 %</b>	<b>Scores</b>	<b>0</b>	<b>0.00 %</b>

bar	0	0.00 %	missed	0	0.00 %	bar	0	0.00 %
blocked	1	25.00 %	bar	1	12.50 %	blocked	0	0.00 %
missed	1	25.00 %	blocked	2	25.00 %	missed	0	0.00 %
on goal	2	50.00 %	on goal	5	62.50 %	on goal	0	0.00 %
<b>Shots</b>	<b>4</b>	<b>18.18 %</b>	<b>Shots</b>	<b>8</b>	<b>36.36 %</b>	<b>Shots</b>	<b>0</b>	<b>0.00 %</b>
<b>Scores</b>	<b>0</b>	<b>0.00 %</b>	<b>Scores</b>	<b>0</b>	<b>0.00 %</b>	<b>Scores</b>	<b>0</b>	<b>0.00 %</b>

bar	0	0.00 %	bar	0	0.00 %	bar	0	0.00 %
blocked	0	0.00 %	blocked	0	0.00 %	blocked	0	0.00 %
missed	0	0.00 %	missed	0	0.00 %	missed	0	0.00 %
on goal	2	100.00 %	on goal	0	0.00 %	on goal	0	0.00 %
<b>Shots</b>	<b>2</b>	<b>9.09 %</b>	<b>Shots</b>	<b>0</b>	<b>0.00 %</b>	<b>Shots</b>	<b>0</b>	<b>0.00 %</b>
<b>Scores</b>	<b>2</b>	<b>40.00 %</b>	<b>Scores</b>	<b>0</b>	<b>0.00 %</b>	<b>Scores</b>	<b>0</b>	<b>0.00 %</b>

bar	1	4.55 %
missed	2	9.09 %
blocked	3	13.64 %
on goal	16	72.73 %
<b>Shots</b>	<b>22</b>	
<b>Scores</b>	<b>5</b>	

bar	0	0.00 %	bar	0	0.00 %	bar	0	0.00 %
blocked	0	0.00 %	blocked	1	11.11 %	blocked	0	0.00 %
missed	0	0.00 %	missed	3	33.33 %	missed	0	0.00 %
on goal	0	0.00 %	on goal	5	55.56 %	on goal	0	0.00 %
<b>Shots</b>	<b>0</b>	<b>0.00 %</b>	<b>Shots</b>	<b>9</b>	<b>52.94 %</b>	<b>Shots</b>	<b>0</b>	<b>0.00 %</b>
<b>Scores</b>	<b>0</b>	<b>0.00 %</b>	<b>Scores</b>	<b>2</b>	<b>100.00 %</b>	<b>Scores</b>	<b>0</b>	<b>0.00 %</b>


bar	0	0.00 %	bar	0	0.00 %	bar	0	0.00 %
blocked	0	0.00 %	blocked	0	0.00 %	on goal	0	0.00 %
on goal	0	0.00 %	on goal	1	25.00 %	blocked	1	50.00 %
missed	1	100.00 %	missed	3	75.00 %	missed	1	50.00 %
<b>Shots</b>	<b>1</b>	<b>5.88 %</b>	<b>Shots</b>	<b>4</b>	<b>23.53 %</b>	<b>Shots</b>	<b>2</b>	<b>11.76 %</b>
<b>Scores</b>	<b>0</b>	<b>0.00 %</b>	<b>Scores</b>	<b>0</b>	<b>0.00 %</b>	<b>Scores</b>	<b>0</b>	<b>0.00 %</b>

bar	0	0.00 %	bar	0	0.00 %	bar	0	0.00 %
blocked	0	0.00 %	blocked	0	0.00 %	blocked	0	0.00 %
missed	0	0.00 %	missed	0	0.00 %	missed	0	0.00 %
on goal	0	0.00 %	on goal	1	100.00 %	on goal	0	0.00 %
<b>Shots</b>	<b>0</b>	<b>0.00 %</b>	<b>Shots</b>	<b>1</b>	<b>5.88 %</b>	<b>Shots</b>	<b>0</b>	<b>0.00 %</b>
<b>Scores</b>	<b>0</b>	<b>0.00 %</b>	<b>Scores</b>	<b>0</b>	<b>0.00 %</b>	<b>Scores</b>	<b>0</b>	<b>0.00 %</b>

bar	0	0.00 %
blocked	2	11.76 %
on goal	7	41.18 %
missed	8	47.06 %
<b>Shots</b>	<b>17</b>	
<b>Scores</b>	<b>2</b>	

# Shot Statistics



Estonia

3rd Periode



Thailand

bar	0	0.00 %	bar	0	0.00 %	bar	0	0.00 %
blocked	0	0.00 %	blocked	0	0.00 %	blocked	0	0.00 %
missed	0	0.00 %	missed	2	50.00 %	missed	0	0.00 %
on goal	0	0.00 %	on goal	2	50.00 %	on goal	0	0.00 %
<b>Shots</b>	<b>0</b>	<b>0.00 %</b>	<b>Shots</b>	<b>4</b>	<b>12.50 %</b>	<b>Shots</b>	<b>0</b>	<b>0.00 %</b>
<b>Scores</b>	<b>0</b>	<b>0.00 %</b>	<b>Scores</b>	<b>1</b>	<b>16.67 %</b>	<b>Scores</b>	<b>0</b>	<b>0.00 %</b>

bar	0	0.00 %	bar	0	0.00 %	bar	0	0.00 %
blocked	0	0.00 %	missed	2	13.33 %	missed	1	20.00 %
missed	2	50.00 %	blocked	4	26.67 %	on goal	1	20.00 %
on goal	2	50.00 %	on goal	9	60.00 %	blocked	3	60.00 %
<b>Shots</b>	<b>4</b>	<b>12.50 %</b>	<b>Shots</b>	<b>15</b>	<b>46.88 %</b>	<b>Shots</b>	<b>5</b>	<b>15.63 %</b>
<b>Scores</b>	<b>0</b>	<b>0.00 %</b>	<b>Scores</b>	<b>4</b>	<b>66.67 %</b>	<b>Scores</b>	<b>1</b>	<b>16.67 %</b>

bar	0	0.00 %	bar	0	0.00 %	bar	0	0.00 %
blocked	0	0.00 %	blocked	1	25.00 %	blocked	0	0.00 %
missed	0	0.00 %	missed	1	25.00 %	missed	0	0.00 %
on goal	0	0.00 %	on goal	2	50.00 %	on goal	0	0.00 %
<b>Shots</b>	<b>0</b>	<b>0.00 %</b>	<b>Shots</b>	<b>4</b>	<b>12.50 %</b>	<b>Shots</b>	<b>0</b>	<b>0.00 %</b>
<b>Scores</b>	<b>0</b>	<b>0.00 %</b>	<b>Scores</b>	<b>0</b>	<b>0.00 %</b>	<b>Scores</b>	<b>0</b>	<b>0.00 %</b>

bar	0	0.00 %
blocked	8	25.00 %
missed	8	25.00 %
on goal	16	50.00 %
<b>Shots</b>	<b>32</b>	
<b>Scores</b>	<b>6</b>	

bar	0	0.00 %	bar	0	0.00 %	bar	0	0.00 %
blocked	0	0.00 %	blocked	0	0.00 %	blocked	0	0.00 %
missed	0	0.00 %	missed	1	50.00 %	missed	0	0.00 %
on goal	0	0.00 %	on goal	1	50.00 %	on goal	0	0.00 %
<b>Shots</b>	<b>0</b>	<b>0.00 %</b>	<b>Shots</b>	<b>2</b>	<b>25.00 %</b>	<b>Shots</b>	<b>0</b>	<b>0.00 %</b>
<b>Scores</b>	<b>0</b>	<b>0.00 %</b>	<b>Scores</b>	<b>0</b>	<b>0.00 %</b>	<b>Scores</b>	<b>0</b>	<b>0.00 %</b>

bar	0	0.00 %	bar	0	0.00 %	bar	0	0.00 %
missed	0	0.00 %	missed	0	0.00 %	blocked	0	0.00 %
on goal	0	0.00 %	blocked	1	33.33 %	on goal	0	0.00 %
blocked	1	100.00 %	on goal	2	66.67 %	missed	1	100.00 %
<b>Shots</b>	<b>1</b>	<b>12.50 %</b>	<b>Shots</b>	<b>3</b>	<b>37.50 %</b>	<b>Shots</b>	<b>1</b>	<b>12.50 %</b>
<b>Scores</b>	<b>0</b>	<b>0.00 %</b>	<b>Scores</b>	<b>0</b>	<b>0.00 %</b>	<b>Scores</b>	<b>0</b>	<b>0.00 %</b>

bar	0	0.00 %	bar	0	0.00 %	bar	0	0.00 %
blocked	0	0.00 %	missed	0	0.00 %	blocked	0	0.00 %
missed	0	0.00 %	on goal	0	0.00 %	missed	0	0.00 %
on goal	0	0.00 %	blocked	1	100.00 %	on goal	0	0.00 %
<b>Shots</b>	<b>0</b>	<b>0.00 %</b>	<b>Shots</b>	<b>1</b>	<b>12.50 %</b>	<b>Shots</b>	<b>0</b>	<b>0.00 %</b>
<b>Scores</b>	<b>0</b>	<b>0.00 %</b>	<b>Scores</b>	<b>0</b>	<b>0.00 %</b>	<b>Scores</b>	<b>0</b>	<b>0.00 %</b>

bar	0	0.00 %
missed	2	25.00 %
blocked	3	37.50 %
on goal	3	37.50 %
<b>Shots</b>	<b>8</b>	
<b>Scores</b>	<b>0</b>	

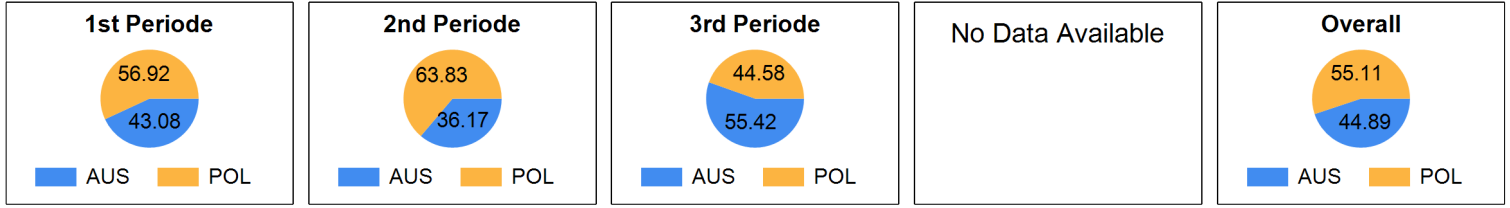
# Game Statistics

November 8, 2022



# Game Statistics

## Possession



Poland



4

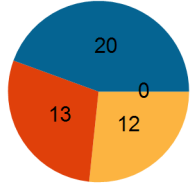
3

Australia



1st	2	0
2nd	0	2
3rd	2	1
ET	0	0

## Shots statistics



bar blocked missed on goal

	1st	2nd	3rd	ET	Total
bar	0	0	0	0	0
blocked	7	4	1	0	12
missed	6	5	2	0	13
on goal	7	4	9	0	20
	20	13	12	0	45

Precision (%)	35.00	30.77	75.00	44.44
Efficiency (%)	28.57	0.00	22.22	20.00

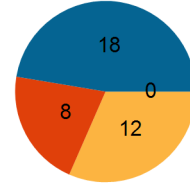
## Goalkeeper statistic

	91 Maciej Bogdański	
	Shots	Saves
1st	1	1
	100.00%	
2nd	8	6
	75.00%	
3rd	9	8
	88.89%	
ET	0	0
	NaN	
Total	18	15
	83.33%	

## Penaltytime statistics

	1st	2nd	3rd	Total	Goals
Power play	00:58	03:02	00:00	04:00	0
Box Play	00:00	03:54	02:00	05:54	0

## Shots statistics



bar blocked missed on goal

	1st	2nd	3rd	ET	Total
bar	0	0	0	0	0
blocked	3	4	5	0	12
missed	3	2	3	0	8
on goal	1	8	9	0	18
	7	14	17	0	38

Precision (%)	14.29	57.14	52.94	47.37
Efficiency (%)	0.00	25.00	11.11	16.67

## Goalkeeper statistic

	92 Edwin Perry	
	Shots	Saves
1st	7	5
	71.43%	
2nd	4	4
	100.00%	
3rd	9	7
	77.78%	
ET	0	0
	NaN	
Total	20	16
	80.00%	

## Penaltytime statistics

	1st	2nd	3rd	Total	Goals
Power play	00:00	03:54	02:00	05:54	0
Box Play	00:58	03:02	00:00	04:00	0

# Game Statistics

## Game history

### 1st Periode

Time	Result	Team	Special Situation	#	Player	#	Assist	Speed
09:20	1-0	Poland	Penalty Shot	21	Lucas Dahlstrom			0.00
14:01	2-0	Poland		21	Lucas Dahlstrom	14	Alexander Dahlstrom	0.00
19:02		Australia	2' Inccorect hit	27	Gavin Staindl			

### 2nd Periode

Time	Result	Team	Special Situation	#	Player	#	Assist	Speed
24:47	2-1	Australia		74	Daniel Gartner	47	Tomas Gartner	0.00
27:30		Poland	2' Holding	88	Mateusz Turwoń			
31:30		Australia	2' Obstruction	63	Dylan Clutterbuck			
33:47		Poland	2' Incorrect pushing	11	Michał Sieńko			
35:41	2-2	Australia		74	Daniel Gartner	91	Liam Perry	0.00

### 3rd Periode

Time	Result	Team	Special Situation	#	Player	#	Assist	Speed
45:10	3-2	Poland		14	Alexander Dahlstrom			0.00
46:23	4-2	Poland		52	Łukasz Chlebda	25	Mateusz Sadolewski	0.00
51:04	4-3	Australia		45	Jamie Doyle			0.00
53:18		Poland	2' Incorrect pushing	66	Kacper Skura			
58:24		Australia	Time Out					

# Game Statistics

Poland			Shots				Goals			
Player	Plus/Minus		Total	on Goal	% on Goal	Efficiency (%)	scored	Assists	in %	
	+	-								balance
7 Rydzewski Jan	0	2	-2	4	0	0.00	0.00	0	0	0.00
10 Prochazka Jakub	0	0	0	0	0	0.00	0.00	0	0	0.00
11 Sieńko Michał	3	1	2	2	0	0.00	0.00	0	0	0.00
13 Łyskawa Jakub	0	0	0	1	0	0.00	0.00	0	0	0.00
14 Dahlstrom Alexander	3	0	3	4	2	50.00	50.00	1	1	25.00
21 Dahlstrom Lucas	4	1	3	10	5	50.00	40.00	2	0	50.00
22 Surdyn Daniel	0	0	0	3	1	33.33	0.00	0	0	0.00
25 Sadolewski Mateusz	3	1	2	3	1	33.33	0.00	0	1	0.00
27 Szałański Kacper	0	0	0	0	0	0.00	0.00	0	0	0.00
29 Sadolewski Lukasz	0	3	-3	0	0	0.00	0.00	0	0	0.00
31 Antoniak Mateusz	0	2	-2	3	3	100.00	0.00	0	0	0.00
44 Pelczarski Konrad	0	0	0	1	0	0.00	0.00	0	0	0.00
52 Chlebda Lukasz	3	0	3	6	4	66.67	25.00	1	0	25.00
66 Skura Kacper	0	2	-2	5	3	60.00	0.00	0	0	0.00
88 Turwoń Mateusz	0	3	-3	2	1	50.00	0.00	0	0	0.00
89 Krawczyk Robert	0	0	0	1	0	0.00	0.00	0	0	0.00
	16	15		<b>45</b>	<b>20</b>	<b>44.44</b>	<b>20.00</b>			

Australia			Shots				Goals			
Player	Plus/Minus		Total	on Goal	% on Goal	Efficiency (%)	scored	Assists	in %	
	+	-								balance
3 Noney David	0	0	0	0	0	0.00	0.00	0	0	0.00
8 Ebeling Kade	1	1	0	2	2	100.00	0.00	0	0	0.00
9 Salt Jonathan	1	0	1	0	0	0.00	0.00	0	0	0.00
10 Staindl Raymond	1	2	-1	0	0	0.00	0.00	0	0	0.00
11 Newland Christian	2	1	1	1	0	0.00	0.00	0	0	0.00
14 Smith Oscar	0	0	0	0	0	0.00	0.00	0	0	0.00
15 Kosterich Ben	0	1	-1	2	1	50.00	0.00	0	0	0.00
17 Hemmi Ben	0	1	-1	1	0	0.00	0.00	0	0	0.00
20 Clairs Samuel	1	1	0	0	0	0.00	0.00	0	0	0.00
27 Staindl Gavin	0	1	-1	0	0	0.00	0.00	0	0	0.00
29 Knox Lyttle Tobias	0	1	-1	0	0	0.00	0.00	0	0	0.00
35 Keene Jack	0	1	-1	1	0	0.00	0.00	0	0	0.00
36 Noel Jordan	0	1	-1	0	0	0.00	0.00	0	0	0.00
45 Doyle Jamie	2	1	1	4	1	25.00	100.00	1	0	33.33
47 Gartner Tomas	2	1	1	11	5	45.45	0.00	0	1	0.00
63 Clutterbuck Dylan	1	1	0	3	2	66.67	0.00	0	0	0.00
74 Gartner Daniel	2	1	1	10	7	70.00	28.57	2	0	66.67
91 Perry Liam	2	1	1	3	0	0.00	0.00	0	1	0.00
	15	16		<b>38</b>	<b>18</b>	<b>47.37</b>	<b>16.67</b>			

# Shot Statistics



Poland

Overall



Australia

bar	0	0.00 %	bar	0	0.00 %	bar	0	0.00 %
missed	0	0.00 %	blocked	0	0.00 %	missed	0	0.00 %
on goal	0	0.00 %	missed	4	44.44 %	blocked	1	20.00 %
blocked	1	100.00 %	on goal	5	55.56 %	on goal	4	80.00 %
<b>Shots</b>	<b>1</b>	<b>2.22 %</b>	<b>Shots</b>	<b>9</b>	<b>20.00 %</b>	<b>Shots</b>	<b>5</b>	<b>11.11 %</b>
<b>Scores</b>	<b>0</b>	<b>0.00 %</b>	<b>Scores</b>	<b>1</b>	<b>25.00 %</b>	<b>Scores</b>	<b>1</b>	<b>25.00 %</b>

bar	0	0.00 %	bar	0	0.00 %	bar	0	0.00 %
missed	1	11.11 %	blocked	1	12.50 %	blocked	2	28.57 %
blocked	4	44.44 %	missed	3	37.50 %	missed	2	28.57 %
on goal	4	44.44 %	on goal	4	50.00 %	on goal	3	42.86 %
<b>Shots</b>	<b>9</b>	<b>20.00 %</b>	<b>Shots</b>	<b>8</b>	<b>17.78 %</b>	<b>Shots</b>	<b>7</b>	<b>15.56 %</b>
<b>Scores</b>	<b>0</b>	<b>0.00 %</b>	<b>Scores</b>	<b>1</b>	<b>25.00 %</b>	<b>Scores</b>	<b>1</b>	<b>25.00 %</b>

bar	0	0.00 %	bar	0	0.00 %	bar	0	0.00 %
on goal	0	0.00 %	on goal	0	0.00 %	blocked	0	0.00 %
blocked	1	50.00 %	blocked	2	50.00 %	missed	0	0.00 %
missed	1	50.00 %	missed	2	50.00 %	on goal	0	0.00 %
<b>Shots</b>	<b>2</b>	<b>4.44 %</b>	<b>Shots</b>	<b>4</b>	<b>8.89 %</b>	<b>Shots</b>	<b>0</b>	<b>0.00 %</b>
<b>Scores</b>	<b>0</b>	<b>0.00 %</b>	<b>Scores</b>	<b>0</b>	<b>0.00 %</b>	<b>Scores</b>	<b>0</b>	<b>0.00 %</b>

bar	0	0.00 %
blocked	12	26.67 %
missed	13	28.89 %
on goal	20	44.44 %
<b>Shots</b>	<b>45</b>	
<b>Scores</b>	<b>4</b>	

bar	0	0.00 %	bar	0	0.00 %	bar	0	0.00 %
blocked	0	0.00 %	blocked	1	11.11 %	blocked	0	0.00 %
missed	0	0.00 %	missed	2	22.22 %	missed	0	0.00 %
on goal	0	0.00 %	on goal	6	66.67 %	on goal	1	100.00 %
<b>Shots</b>	<b>0</b>	<b>0.00 %</b>	<b>Shots</b>	<b>9</b>	<b>23.68 %</b>	<b>Shots</b>	<b>1</b>	<b>2.63 %</b>
<b>Scores</b>	<b>0</b>	<b>0.00 %</b>	<b>Scores</b>	<b>1</b>	<b>33.33 %</b>	<b>Scores</b>	<b>0</b>	<b>0.00 %</b>

bar	0	0.00 %	bar	0	0.00 %	bar	0	0.00 %
on goal	1	14.29 %	blocked	1	20.00 %	missed	0	0.00 %
blocked	3	42.86 %	missed	1	20.00 %	blocked	3	37.50 %
missed	3	42.86 %	on goal	3	60.00 %	on goal	5	62.50 %
<b>Shots</b>	<b>7</b>	<b>18.42 %</b>	<b>Shots</b>	<b>5</b>	<b>13.16 %</b>	<b>Shots</b>	<b>8</b>	<b>21.05 %</b>
<b>Scores</b>	<b>1</b>	<b>33.33 %</b>	<b>Scores</b>	<b>1</b>	<b>33.33 %</b>	<b>Scores</b>	<b>0</b>	<b>0.00 %</b>

bar	0	0.00 %	bar	0	0.00 %	bar	0	0.00 %
on goal	0	0.00 %	on goal	0	0.00 %	blocked	0	0.00 %
blocked	1	50.00 %	missed	1	25.00 %	missed	0	0.00 %
missed	1	50.00 %	blocked	3	75.00 %	on goal	2	100.00 %
<b>Shots</b>	<b>2</b>	<b>5.26 %</b>	<b>Shots</b>	<b>4</b>	<b>10.53 %</b>	<b>Shots</b>	<b>2</b>	<b>5.26 %</b>
<b>Scores</b>	<b>0</b>	<b>0.00 %</b>	<b>Scores</b>	<b>0</b>	<b>0.00 %</b>	<b>Scores</b>	<b>0</b>	<b>0.00 %</b>

bar	0	0.00 %
missed	8	21.05 %
blocked	12	31.58 %
on goal	18	47.37 %
<b>Shots</b>	<b>38</b>	
<b>Scores</b>	<b>3</b>	



# Shot Statistics



Poland

1st Periode

Australia



bar	0	0.00 %	bar	0	0.00 %	bar	0	0.00 %
missed	0	0.00 %	blocked	0	0.00 %	blocked	0	0.00 %
on goal	0	0.00 %	missed	1	33.33 %	missed	0	0.00 %
blocked	1	100.00 %	on goal	2	66.67 %	on goal	1	100.00 %
<b>Shots</b>	<b>1</b>	<b>5.00 %</b>	<b>Shots</b>	<b>3</b>	<b>15.00 %</b>	<b>Shots</b>	<b>1</b>	<b>5.00 %</b>
<b>Scores</b>	<b>0</b>	<b>0.00 %</b>	<b>Scores</b>	<b>1</b>	<b>50.00 %</b>	<b>Scores</b>	<b>1</b>	<b>50.00 %</b>

bar	0	0.00 %	bar	0	0.00 %	bar	0	0.00 %
blocked	1	25.00 %	blocked	1	25.00 %	blocked	1	33.33 %
missed	1	25.00 %	on goal	1	25.00 %	missed	1	33.33 %
on goal	2	50.00 %	missed	2	50.00 %	on goal	1	33.33 %
<b>Shots</b>	<b>4</b>	<b>20.00 %</b>	<b>Shots</b>	<b>4</b>	<b>20.00 %</b>	<b>Shots</b>	<b>3</b>	<b>15.00 %</b>
<b>Scores</b>	<b>0</b>	<b>0.00 %</b>	<b>Scores</b>	<b>0</b>	<b>0.00 %</b>	<b>Scores</b>	<b>0</b>	<b>0.00 %</b>

bar	0	0.00 %	bar	0	0.00 %	bar	0	0.00 %
missed	0	0.00 %	on goal	0	0.00 %	blocked	0	0.00 %
on goal	0	0.00 %	missed	1	33.33 %	missed	0	0.00 %
blocked	1	100.00 %	blocked	2	66.67 %	on goal	0	0.00 %
<b>Shots</b>	<b>1</b>	<b>5.00 %</b>	<b>Shots</b>	<b>3</b>	<b>15.00 %</b>	<b>Shots</b>	<b>0</b>	<b>0.00 %</b>
<b>Scores</b>	<b>0</b>	<b>0.00 %</b>	<b>Scores</b>	<b>0</b>	<b>0.00 %</b>	<b>Scores</b>	<b>0</b>	<b>0.00 %</b>

bar	0	0.00 %
missed	6	30.00 %
blocked	7	35.00 %
on goal	7	35.00 %
<b>Shots</b>	<b>20</b>	
<b>Scores</b>	<b>2</b>	

bar	0	0.00 %	bar	0	0.00 %	bar	0	0.00 %
blocked	0	0.00 %	on goal	0	0.00 %	blocked	0	0.00 %
missed	0	0.00 %	blocked	1	50.00 %	missed	0	0.00 %
on goal	0	0.00 %	missed	1	50.00 %	on goal	0	0.00 %
<b>Shots</b>	<b>0</b>	<b>0.00 %</b>	<b>Shots</b>	<b>2</b>	<b>28.57 %</b>	<b>Shots</b>	<b>0</b>	<b>0.00 %</b>
<b>Scores</b>	<b>0</b>	<b>0.00 %</b>	<b>Scores</b>	<b>0</b>	<b>0.00 %</b>	<b>Scores</b>	<b>0</b>	<b>0.00 %</b>

bar	0	0.00 %	bar	0	0.00 %	bar	0	0.00 %
on goal	0	0.00 %	blocked	0	0.00 %	blocked	0	0.00 %
blocked	1	50.00 %	missed	0	0.00 %	missed	0	0.00 %
missed	1	50.00 %	on goal	1	100.00 %	on goal	0	0.00 %
<b>Shots</b>	<b>2</b>	<b>28.57 %</b>	<b>Shots</b>	<b>1</b>	<b>14.29 %</b>	<b>Shots</b>	<b>0</b>	<b>0.00 %</b>
<b>Scores</b>	<b>0</b>	<b>0.00 %</b>	<b>Scores</b>	<b>0</b>	<b>0.00 %</b>	<b>Scores</b>	<b>0</b>	<b>0.00 %</b>

bar	0	0.00 %	bar	0	0.00 %	bar	0	0.00 %
blocked	0	0.00 %	on goal	0	0.00 %	blocked	0	0.00 %
missed	0	0.00 %	blocked	1	50.00 %	missed	0	0.00 %
on goal	0	0.00 %	missed	1	50.00 %	on goal	0	0.00 %
<b>Shots</b>	<b>0</b>	<b>0.00 %</b>	<b>Shots</b>	<b>2</b>	<b>28.57 %</b>	<b>Shots</b>	<b>0</b>	<b>0.00 %</b>
<b>Scores</b>	<b>0</b>	<b>0.00 %</b>	<b>Scores</b>	<b>0</b>	<b>0.00 %</b>	<b>Scores</b>	<b>0</b>	<b>0.00 %</b>

bar	0	0.00 %
on goal	1	14.29 %
blocked	3	42.86 %
missed	3	42.86 %
<b>Shots</b>	<b>7</b>	
<b>Scores</b>	<b>0</b>	

# Shot Statistics



Poland

2nd Periode



Australia

bar	0	0.00 %	bar	0	0.00 %	bar	0	0.00 %
blocked	0	0.00 %	blocked	0	0.00 %	missed	0	0.00 %
missed	0	0.00 %	missed	1	50.00 %	blocked	1	33.33 %
on goal	0	0.00 %	on goal	1	50.00 %	on goal	2	66.67 %
<b>Shots</b>	<b>0</b>	<b>0.00 %</b>	<b>Shots</b>	<b>2</b>	<b>15.38 %</b>	<b>Shots</b>	<b>3</b>	<b>23.08 %</b>
<b>Scores</b>	<b>0</b>	<b>0.00 %</b>	<b>Scores</b>	<b>0</b>	<b>0.00 %</b>	<b>Scores</b>	<b>0</b>	<b>0.00 %</b>

bar	0	0.00 %	bar	0	0.00 %	bar	0	0.00 %
missed	0	0.00 %	blocked	0	0.00 %	blocked	0	0.00 %
on goal	0	0.00 %	missed	1	50.00 %	on goal	0	0.00 %
blocked	3	100.00 %	on goal	1	50.00 %	missed	1	100.00 %
<b>Shots</b>	<b>3</b>	<b>23.08 %</b>	<b>Shots</b>	<b>2</b>	<b>15.38 %</b>	<b>Shots</b>	<b>1</b>	<b>7.69 %</b>
<b>Scores</b>	<b>0</b>	<b>0.00 %</b>	<b>Scores</b>	<b>0</b>	<b>0.00 %</b>	<b>Scores</b>	<b>0</b>	<b>0.00 %</b>

bar	0	0.00 %	bar	0	0.00 %	bar	0	0.00 %
blocked	0	0.00 %	blocked	0	0.00 %	blocked	0	0.00 %
on goal	0	0.00 %	on goal	0	0.00 %	missed	0	0.00 %
missed	1	100.00 %	missed	1	100.00 %	on goal	0	0.00 %
<b>Shots</b>	<b>1</b>	<b>7.69 %</b>	<b>Shots</b>	<b>1</b>	<b>7.69 %</b>	<b>Shots</b>	<b>0</b>	<b>0.00 %</b>
<b>Scores</b>	<b>0</b>	<b>0.00 %</b>	<b>Scores</b>	<b>0</b>	<b>0.00 %</b>	<b>Scores</b>	<b>0</b>	<b>0.00 %</b>

bar	0	0.00 %
blocked	4	30.77 %
on goal	4	30.77 %
missed	5	38.46 %
<b>Shots</b>	<b>13</b>	
<b>Scores</b>	<b>0</b>	

bar	0	0.00 %	bar	0	0.00 %	bar	0	0.00 %
blocked	0	0.00 %	blocked	0	0.00 %	blocked	0	0.00 %
missed	0	0.00 %	missed	1	16.67 %	missed	0	0.00 %
on goal	0	0.00 %	on goal	5	83.33 %	on goal	0	0.00 %
<b>Shots</b>	<b>0</b>	<b>0.00 %</b>	<b>Shots</b>	<b>6</b>	<b>42.86 %</b>	<b>Shots</b>	<b>0</b>	<b>0.00 %</b>
<b>Scores</b>	<b>0</b>	<b>0.00 %</b>	<b>Scores</b>	<b>1</b>	<b>50.00 %</b>	<b>Scores</b>	<b>0</b>	<b>0.00 %</b>

bar	0	0.00 %	bar	0	0.00 %	bar	0	0.00 %
on goal	0	0.00 %	missed	0	0.00 %	missed	0	0.00 %
blocked	1	50.00 %	blocked	1	50.00 %	blocked	1	33.33 %
missed	1	50.00 %	on goal	1	50.00 %	on goal	2	66.67 %
<b>Shots</b>	<b>2</b>	<b>14.29 %</b>	<b>Shots</b>	<b>2</b>	<b>14.29 %</b>	<b>Shots</b>	<b>3</b>	<b>21.43 %</b>
<b>Scores</b>	<b>0</b>	<b>0.00 %</b>	<b>Scores</b>	<b>1</b>	<b>50.00 %</b>	<b>Scores</b>	<b>0</b>	<b>0.00 %</b>

bar	0	0.00 %	bar	0	0.00 %	bar	0	0.00 %
missed	0	0.00 %	blocked	0	0.00 %	blocked	0	0.00 %
on goal	0	0.00 %	missed	0	0.00 %	missed	0	0.00 %
blocked	1	100.00 %	on goal	0	0.00 %	on goal	0	0.00 %
<b>Shots</b>	<b>1</b>	<b>7.14 %</b>	<b>Shots</b>	<b>0</b>	<b>0.00 %</b>	<b>Shots</b>	<b>0</b>	<b>0.00 %</b>
<b>Scores</b>	<b>0</b>	<b>0.00 %</b>	<b>Scores</b>	<b>0</b>	<b>0.00 %</b>	<b>Scores</b>	<b>0</b>	<b>0.00 %</b>

bar	0	0.00 %
missed	2	14.29 %
blocked	4	28.57 %
on goal	8	57.14 %
<b>Shots</b>	<b>14</b>	
<b>Scores</b>	<b>2</b>	

# Shot Statistics



Poland

3rd Periode

Australia



bar	0	0.00 %	bar	0	0.00 %	bar	0	0.00 %
blocked	0	0.00 %	blocked	0	0.00 %	blocked	0	0.00 %
missed	0	0.00 %	missed	2	50.00 %	missed	0	0.00 %
on goal	0	0.00 %	on goal	2	50.00 %	on goal	1	100.00 %
<b>Shots</b>	<b>0</b>	<b>0.00 %</b>	<b>Shots</b>	<b>4</b>	<b>33.33 %</b>	<b>Shots</b>	<b>1</b>	<b>8.33 %</b>
<b>Scores</b>	<b>0</b>	<b>0.00 %</b>	<b>Scores</b>	<b>0</b>	<b>0.00 %</b>	<b>Scores</b>	<b>0</b>	<b>0.00 %</b>

bar	0	0.00 %	bar	0	0.00 %	bar	0	0.00 %
blocked	0	0.00 %	blocked	0	0.00 %	missed	0	0.00 %
missed	0	0.00 %	missed	0	0.00 %	blocked	1	33.33 %
on goal	2	100.00 %	on goal	2	100.00 %	on goal	2	66.67 %
<b>Shots</b>	<b>2</b>	<b>16.67 %</b>	<b>Shots</b>	<b>2</b>	<b>16.67 %</b>	<b>Shots</b>	<b>3</b>	<b>25.00 %</b>
<b>Scores</b>	<b>0</b>	<b>0.00 %</b>	<b>Scores</b>	<b>1</b>	<b>50.00 %</b>	<b>Scores</b>	<b>1</b>	<b>50.00 %</b>

bar	0	0.00 %	bar	0	0.00 %	bar	0	0.00 %
blocked	0	0.00 %	blocked	0	0.00 %	blocked	0	0.00 %
missed	0	0.00 %	missed	0	0.00 %	missed	0	0.00 %
on goal	0	0.00 %	on goal	0	0.00 %	on goal	0	0.00 %
<b>Shots</b>	<b>0</b>	<b>0.00 %</b>	<b>Shots</b>	<b>0</b>	<b>0.00 %</b>	<b>Shots</b>	<b>0</b>	<b>0.00 %</b>
<b>Scores</b>	<b>0</b>	<b>0.00 %</b>	<b>Scores</b>	<b>0</b>	<b>0.00 %</b>	<b>Scores</b>	<b>0</b>	<b>0.00 %</b>

bar	0	0.00 %	bar	0	0.00 %	bar	0	0.00 %
blocked	0	0.00 %	blocked	0	0.00 %	blocked	0	0.00 %
missed	0	0.00 %	missed	0	0.00 %	missed	0	0.00 %
on goal	0	0.00 %	on goal	1	100.00 %	on goal	1	100.00 %
<b>Shots</b>	<b>0</b>	<b>0.00 %</b>	<b>Shots</b>	<b>1</b>	<b>5.88 %</b>	<b>Shots</b>	<b>1</b>	<b>5.88 %</b>
<b>Scores</b>	<b>0</b>	<b>0.00 %</b>	<b>Scores</b>	<b>0</b>	<b>0.00 %</b>	<b>Scores</b>	<b>0</b>	<b>0.00 %</b>

bar	0	0.00 %	bar	0	0.00 %	bar	0	0.00 %
blocked	1	33.33 %	blocked	0	0.00 %	missed	0	0.00 %
missed	1	33.33 %	missed	1	50.00 %	blocked	2	40.00 %
on goal	1	33.33 %	on goal	1	50.00 %	on goal	3	60.00 %
<b>Shots</b>	<b>3</b>	<b>17.65 %</b>	<b>Shots</b>	<b>2</b>	<b>11.76 %</b>	<b>Shots</b>	<b>5</b>	<b>29.41 %</b>
<b>Scores</b>	<b>1</b>	<b>100.00 %</b>	<b>Scores</b>	<b>0</b>	<b>0.00 %</b>	<b>Scores</b>	<b>0</b>	<b>0.00 %</b>

bar	0	0.00 %	bar	0	0.00 %	bar	0	0.00 %
blocked	0	0.00 %	missed	0	0.00 %	blocked	0	0.00 %
on goal	0	0.00 %	on goal	0	0.00 %	missed	0	0.00 %
missed	1	100.00 %	blocked	2	100.00 %	on goal	2	100.00 %
<b>Shots</b>	<b>1</b>	<b>5.88 %</b>	<b>Shots</b>	<b>2</b>	<b>11.76 %</b>	<b>Shots</b>	<b>2</b>	<b>11.76 %</b>
<b>Scores</b>	<b>0</b>	<b>0.00 %</b>	<b>Scores</b>	<b>0</b>	<b>0.00 %</b>	<b>Scores</b>	<b>0</b>	<b>0.00 %</b>

bar	0	0.00 %
blocked	1	8.33 %
missed	2	16.67 %
on goal	9	75.00 %
<b>Shots</b>	<b>12</b>	
<b>Scores</b>	<b>2</b>	

bar	0	0.00 %
missed	3	17.65 %
blocked	5	29.41 %
on goal	9	52.94 %
<b>Shots</b>	<b>17</b>	
<b>Scores</b>	<b>1</b>	