

Daily Statistics

November 5, 2022



Group Statistics

Group B



Group Statistics Group B

Games

05.11.2022 Game	Spectators	in %	Result	Duration
12:00 Germany - Sweden	1'189	12.51	4 : 19	02:15:00
13:30 Czech Republic - Latvia	6'975	73.37	6 : 3	02:07:00

Daily average **4'082** **85.87**

06.11.2022 Game	Spectators	in %	Result	Duration
12:00 Sweden - Latvia	0	0.00	0 : 0	
15:00 Germany - Czech Republic	0	0.00	0 : 0	

Daily average **0** **0.00**

07.11.2022 Game	Spectators	in %	Result	Duration
18:00 Sweden - Czech Republic	0	0.00	0 : 0	
19:00 Latvia - Germany	0	0.00	0 : 0	

Daily average **0** **0.00**

Event average **1'361**

Team Statistic	Games played	Shots				Goals		Bullies			Penalties		
		Total	on Goal	% on Goal	Efficiency (%)	scored	in %	Total	won	in %	Total (min)	in %	Total (min eff.)
Czech Republic	1	51	25	49.02	24.00	6	15.00	13	9	69.23	4	33.33	00:02:08
Germany	1	33	18	54.55	22.22	4	10.00	25	9	36.00	2	16.67	00:00:23
Latvia	1	36	17	47.22	17.65	3	7.50	14	4	28.57	0	0.00	00:00:00
Sweden	1	81	40	49.38	47.50	19	47.50	25	15	60.00	2	16.67	00:00:41
		201	100	49.75	32.00	32		77			8		

Group Statistics Group B

Sweden



	Goals achieved	Goals get	penalty minutes
Team overview	19	4	2

Player	Games	Plus/Minus					Shots				Goals			Bullies			Penalties	
	played	+	-	balance	+ in %	- in %	Total	on Goal	% on Goal	Efficiency (%)	scored	Assists	in %	Total	won	in %	Total (min)	in %
10 Sjögren Albin	1	9	0	9	47.37	0.00	7	4	57.14	75.00	3	2	15.79	0	0	0.00	0	0.00
7 Nilsson Kim	1	8	0	8	42.11	0.00	8	5	62.50	60.00	3	1	15.79	0	0	0.00	0	0.00
9 Galante Carlström Alexander	1	5	1	4	26.32	25.00	11	6	54.55	50.00	3	1	15.79	0	0	0.00	0	0.00
66 Haglund Kevin	1	5	0	5	26.32	0.00	4	3	75.00	66.67	2	1	10.53	0	0	0.00	0	0.00
14 Gustafsson Tobias	1	8	0	8	42.11	0.00	3	2	66.67	50.00	1	2	5.26	0	0	0.00	0	0.00
8 Lundmark Malte	1	4	1	3	21.05	25.00	8	4	50.00	25.00	1	2	5.26	0	0	0.00	0	0.00
68 Backby Casper	1	8	2	6	42.11	50.00	7	1	14.29	100.00	1	1	5.26	0	0	0.00	0	0.00
77 Malmström Linus	1	3	0	3	15.79	0.00	5	1	20.00	100.00	1	1	5.26	0	0	0.00	0	0.00
21 Holmgren Linus	1	6	2	4	31.58	50.00	3	2	66.67	50.00	1	1	5.26	0	0	0.00	0	0.00
26 Nordgren Linus	1	7	1	6	36.84	25.00	5	3	60.00	33.33	1	1	5.26	0	0	0.00	0	0.00
19 Sankell Jesper	1	3	1	2	15.79	25.00	10	5	50.00	20.00	1	1	5.26	4	2	50.00	0	0.00
22 Johansson Emil	1	5	2	3	26.32	50.00	3	1	33.33	0.00	0	2	0.00	5	2	40.00	0	0.00
17 Enström Rasmus	1	4	2	2	21.05	50.00	3	2	66.67	50.00	1	0	5.26	3	2	66.67	0	0.00
2 Samuelsson Johan	1	4	2	2	21.05	50.00	0	0	0.00	0.00	0	1	0.00	3	2	66.67	2	100.00
23 Ahrén Hampus	1	8	0	8	42.11	0.00	0	0	0.00	0.00	0	1	0.00	7	5	71.43	0	0.00
13 Persson Ludwig	1	6	1	5	31.58	25.00	4	1	25.00	0.00	0	0	0.00	3	2	66.67	0	0.00
28 Ramirez Niklas	1	2	1	1	10.53	25.00	0	0	0.00	0.00	0	0	0.00	0	0	0.00	0	0.00
97 Nilsberth Robin	1	0	0	0	0.00	0.00	0	0	0.00	0.00	0	0	0.00	0	0	0.00	0	0.00
							81	40	49.38	47.50				25	15	60.00	2	

Group Statistics Group B



Sweden

blocked	0	0.00 %	bar	0	0.00 %	bar	0	0.00 %
missed	0	0.00 %	blocked	0	0.00 %	missed	0	0.00 %
on goal	0	0.00 %	missed	5	27.78 %	blocked	1	50.00 %
bar	1	100.00 %	on goal	13	72.22 %	on goal	1	50.00 %
Shots	1	1.23 %	Shots	18	22.22 %	Shots	2	2.47 %
Scores	0	0.00 %	Scores	7	36.84 %	Scores	0	0.00 %
bar	0	0.00 %	bar	0	0.00 %	bar	1	14.29 %
missed	1	5.26 %	blocked	6	26.09 %	on goal	1	14.29 %
blocked	5	26.32 %	missed	7	30.43 %	missed	2	28.57 %
on goal	13	68.42 %	on goal	10	43.48 %	blocked	3	42.86 %
Shots	19	23.46 %	Shots	23	28.40 %	Shots	7	8.64 %
Scores	6	31.58 %	Scores	5	26.32 %	Scores	0	0.00 %
bar	0	0.00 %	bar	0	0.00 %	bar	0	0.00 %
missed	0	0.00 %	missed	2	28.57 %	on goal	0	0.00 %
on goal	0	0.00 %	on goal	2	28.57 %	blocked	1	50.00 %
blocked	2	100.00 %	blocked	3	42.86 %	missed	1	50.00 %
Shots	2	2.47 %	Shots	7	8.64 %	Shots	2	2.47 %
Scores	0	0.00 %	Scores	1	5.26 %	Scores	0	0.00 %

bar	2	2.47 %
missed	18	22.22 %
blocked	21	25.93 %
on goal	40	49.38 %
Shots	81	
Scores	19	

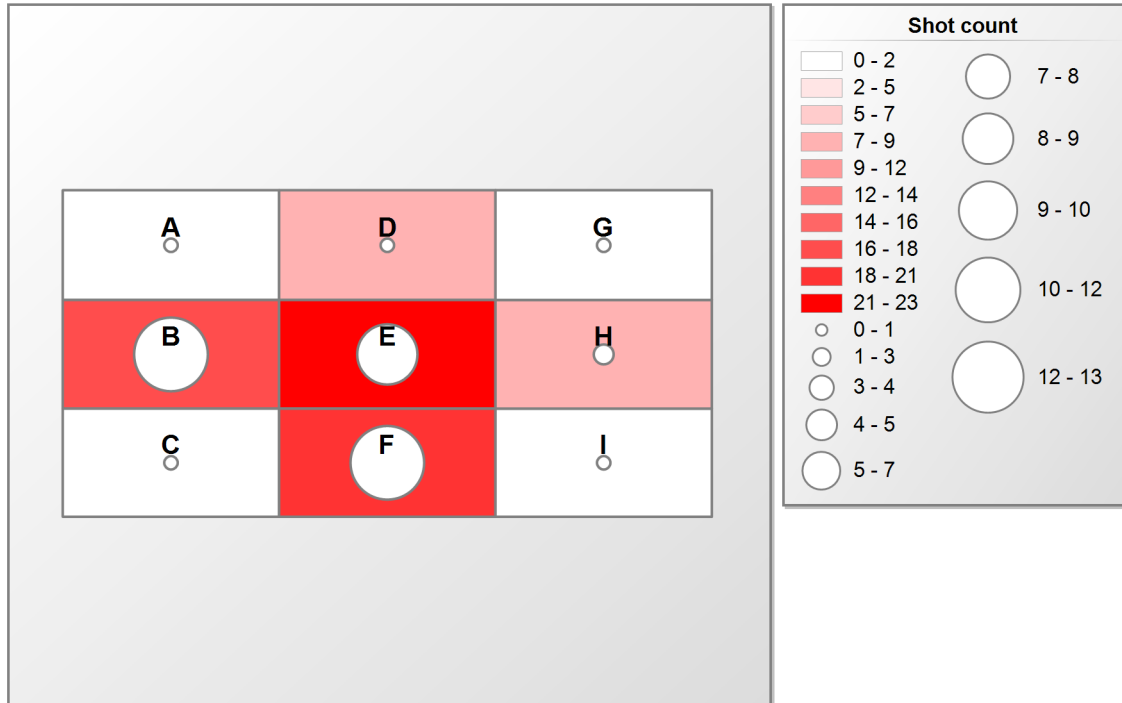
Total on Goal	0	Total on Goal	13	Total on Goal	1
Total Shots	1	Total Shots	18	Total Shots	2
Total Scores	0	Total Scores	7	Total Scores	0
Precision	0.00 %	Precision	72.22 %	Precision	50.00 %
Efficiency	NaN	Efficiency	53.85 %	Efficiency	0.00 %
Total on Goal	13	Total on Goal	10	Total on Goal	1
Total Shots	19	Total Shots	23	Total Shots	7
Total Scores	6	Total Scores	5	Total Scores	0
Precision	68.42 %	Precision	43.48 %	Precision	14.29 %
Efficiency	46.15 %	Efficiency	50.00 %	Efficiency	0.00 %
Total on Goal	0	Total on Goal	2	Total on Goal	0
Total Shots	2	Total Shots	7	Total Shots	2
Total Scores	0	Total Scores	1	Total Scores	0
Precision	0.00 %	Precision	28.57 %	Precision	0.00 %
Efficiency	NaN	Efficiency	50.00 %	Efficiency	NaN

Total on Goal	40
Total Shots	81
Total Scores	19
Precision	49.38 %
Efficiency	47.50 %

Group Statistics Group B



Short distribution and shots on goal



Zone (Fields)	A	B	C	D	E	F	G	H	I	Total
Total	2	18	1	7	23	19	2	7	2	81
on Goal (Circles)	1	13	0	1	10	13	0	2	0	40

Group Statistics Group B

Czech Republic



	Goals achieved	Goals get	penalty minutes
Team overview	6	3	4

Player	Games	Plus/Minus					Shots				Goals			Bullies			Penalties	
	played	+	-	balance	+ in %	- in %	Total	on Goal	% on Goal	Efficiency (%)	scored	Assists	in %	Total	won	in %	Total (min)	in %
13 Havlas Matěj	1	3	1	2	50.00	33.33	7	3	42.86	66.67	2	1	33.33	1	0	0.00	0	0.00
11 Beneš Marek	1	4	2	2	66.67	66.67	5	4	80.00	50.00	2	1	33.33	0	0	0.00	0	0.00
31 Rýpar Josef	1	2	2	0	33.33	66.67	3	1	33.33	100.00	1	0	16.67	0	0	0.00	2	50.00
6 Krbec Mikuláš	1	2	1	1	33.33	33.33	3	3	100.00	33.33	1	0	16.67	0	0	0.00	0	0.00
7 Delong Adam	1	2	0	2	33.33	0.00	4	1	25.00	0.00	0	1	0.00	0	0	0.00	0	0.00
12 Forman Filip	1	2	0	2	33.33	0.00	4	2	50.00	0.00	0	1	0.00	5	4	80.00	0	0.00
17 Němeček Ondřej	1	3	3	0	50.00	100.00	4	0	0.00	0.00	0	1	0.00	5	3	60.00	2	50.00
4 Punčochář Lukáš	1	2	1	1	33.33	33.33	3	2	66.67	0.00	0	0	0.00	0	0	0.00	0	0.00
5 Kisugite Martin	1	0	0	0	0.00	0.00	0	0	0.00	0.00	0	0	0.00	0	0	0.00	0	0.00
9 Hemerka Adam	1	3	2	1	50.00	66.67	3	2	66.67	0.00	0	0	0.00	0	0	0.00	0	0.00
15 Gruber Jakub	1	0	0	0	0.00	0.00	0	0	0.00	0.00	0	0	0.00	0	0	0.00	0	0.00
16 Šindler Matyáš	1	0	0	0	0.00	0.00	1	0	0.00	0.00	0	0	0.00	0	0	0.00	0	0.00
18 Besta Jiří	1	0	0	0	0.00	0.00	0	0	0.00	0.00	0	0	0.00	0	0	0.00	0	0.00
20 Tokoš Martin	1	0	0	0	0.00	0.00	6	2	33.33	0.00	0	0	0.00	0	0	0.00	0	0.00
25 Ondrušek Tom	1	0	1	-1	0.00	33.33	1	1	100.00	0.00	0	0	0.00	0	0	0.00	0	0.00
26 Kreysa Jonáš	1	0	0	0	0.00	0.00	0	0	0.00	0.00	0	0	0.00	0	0	0.00	0	0.00
28 Jendrišák Matěj	1	0	0	0	0.00	0.00	1	1	100.00	0.00	0	0	0.00	2	2	100.00	0	0.00
29 Langer Filip	1	3	2	1	50.00	66.67	6	3	50.00	0.00	0	0	0.00	0	0	0.00	0	0.00
							51	25	49.02	24.00				13	9	69.23	4	

Group Statistics Group B



Czech Republic

bar	0	0.00 %	bar	0	0.00 %	bar	0	0.00 %
blocked	0	0.00 %	blocked	0	0.00 %	blocked	0	0.00 %
missed	0	0.00 %	missed	1	7.69 %	missed	0	0.00 %
on goal	0	0.00 %	on goal	12	92.31 %	on goal	0	0.00 %
Shots	0	0.00 %	Shots	13	25.49 %	Shots	0	0.00 %
Scores	0	0.00 %	Scores	2	33.33 %	Scores	0	0.00 %

bar	0	0.00 %	bar	0	0.00 %	bar	0	0.00 %
blocked	2	18.18 %	blocked	2	13.33 %	on goal	0	0.00 %
on goal	4	36.36 %	missed	6	40.00 %	blocked	1	12.50 %
missed	5	45.45 %	on goal	7	46.67 %	missed	7	87.50 %
Shots	11	21.57 %	Shots	15	29.41 %	Shots	8	15.69 %
Scores	1	16.67 %	Scores	3	50.00 %	Scores	0	0.00 %

bar	0	0.00 %	bar	0	0.00 %	bar	0	0.00 %
blocked	0	0.00 %	missed	0	0.00 %	blocked	0	0.00 %
on goal	0	0.00 %	blocked	1	50.00 %	missed	0	0.00 %
missed	1	100.00 %	on goal	1	50.00 %	on goal	1	100.00 %
Shots	1	1.96 %	Shots	2	3.92 %	Shots	1	1.96 %
Scores	0	0.00 %	Scores	0	0.00 %	Scores	0	0.00 %

bar	0	0.00 %
blocked	6	11.76 %
missed	20	39.22 %
on goal	25	49.02 %
Shots	51	
Scores	6	

Total on Goal	0	Total on Goal	12	Total on Goal	0
Total Shots	0	Total Shots	13	Total Shots	0
Total Scores	0	Total Scores	2	Total Scores	0
Precision	NaN	Precision	92.31 %	Precision	NaN
Efficiency	NaN	Efficiency	16.67 %	Efficiency	NaN

Total on Goal	4	Total on Goal	7	Total on Goal	0
Total Shots	11	Total Shots	15	Total Shots	8
Total Scores	1	Total Scores	3	Total Scores	0
Precision	36.36 %	Precision	46.67 %	Precision	0.00 %
Efficiency	25.00 %	Efficiency	42.86 %	Efficiency	NaN

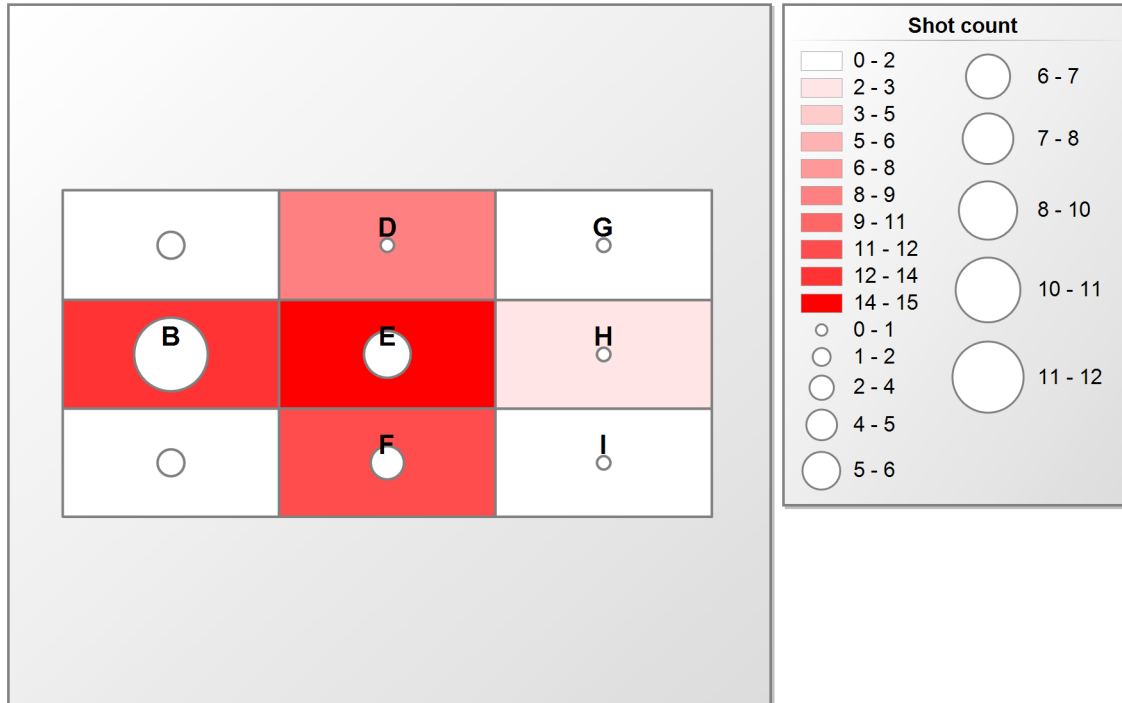
Total on Goal	0	Total on Goal	1	Total on Goal	1
Total Shots	1	Total Shots	2	Total Shots	1
Total Scores	0	Total Scores	0	Total Scores	0
Precision	0.00 %	Precision	50.00 %	Precision	100.00 %
Efficiency	NaN	Efficiency	0.00 %	Efficiency	0.00 %

Total on Goal	25
Total Shots	51
Total Scores	6
Precision	49.02 %
Efficiency	24.00 %

Group Statistics Group B



Short distribution and shots on goal



Zone (Fields)	B	D	E	F	G	H	I	Total
Total	13	8	15	11	1	2	1	51
on Goal (Circles)	12	0	7	4	1	1	0	25

Group Statistics Group B

Latvia



	Goals achieved	Goals get	penalty minutes
Team overview	3	6	0

Player	Games		Plus/Minus				Shots				Goals			Bullies			Penalties		
	played		+	-	balance	+ in %	- in %	Total	on Goal	% on Goal	Efficiency (%)	scored	Assists	in %	Total	won	in %	Total (min)	in %
21 Raitums Artis	1		2	3	-1	66.67	50.00	1	0	0.00	0.00	0	2	0.00	5	2	40.00	0	0.00
4 Krumins Morics	1		2	4	-2	66.67	66.67	4	1	25.00	100.00	1	0	33.33	0	0	0.00	0	0.00
22 Trekse Peteris	1		2	3	-1	66.67	50.00	3	2	66.67	50.00	1	0	33.33	0	0	0.00	0	0.00
16 Jansons Klavs	1		0	2	-2	0.00	33.33	6	3	50.00	33.33	1	0	33.33	0	0	0.00	0	0.00
23 Rajekis Andris	1		1	1	0	33.33	16.67	2	1	50.00	0.00	0	1	0.00	2	0	0.00	0	0.00
2 Orste Ralfs	1		0	1	-1	0.00	16.67	1	1	100.00	0.00	0	0	0.00	0	0	0.00	0	0.00
5 Tutans Oskars	1		0	1	-1	0.00	16.67	0	0	0.00	0.00	0	0	0.00	1	1	100.00	0	0.00
7 Ragovskis Janis	1		1	1	0	33.33	16.67	1	0	0.00	0.00	0	0	0.00	0	0	0.00	0	0.00
12 Savins Armands	1		1	1	0	33.33	16.67	2	1	50.00	0.00	0	0	0.00	0	0	0.00	0	0.00
19 Akmenlauks Toms	1		0	1	-1	0.00	16.67	1	1	100.00	0.00	0	0	0.00	1	0	0.00	0	0.00
20 Griezitis Gustavs	1		0	0	0	0.00	0.00	0	0	0.00	0.00	0	0	0.00	0	0	0.00	0	0.00
27 Purins Edgars	1		1	1	0	33.33	16.67	4	2	50.00	0.00	0	0	0.00	2	0	0.00	0	0.00
33 Anis Daniels Janis	1		0	1	-1	0.00	16.67	1	0	0.00	0.00	0	0	0.00	0	0	0.00	0	0.00
41 Jursevskis Arturs	1		2	3	-1	66.67	50.00	1	1	100.00	0.00	0	0	0.00	0	0	0.00	0	0.00
58 Keišs Jēkabs	1		0	0	0	0.00	0.00	0	0	0.00	0.00	0	0	0.00	0	0	0.00	0	0.00
61 Smits Kevins	1		1	1	0	33.33	16.67	5	2	40.00	0.00	0	0	0.00	3	1	33.33	0	0.00
62 Kainietis Valters	1		0	0	0	0.00	0.00	0	0	0.00	0.00	0	0	0.00	0	0	0.00	0	0.00
88 Kovalevskis Rolands	1		2	3	-1	66.67	50.00	4	2	50.00	0.00	0	0	0.00	0	0	0.00	0	0.00
								36	17	47.22	17.65				14	4	28.57	0	

Group Statistics Group B



Latvia

bar	0	0.00 %	bar	0	0.00 %	bar	0	0.00 %
blocked	0	0.00 %	blocked	0	0.00 %	blocked	0	0.00 %
missed	0	0.00 %	missed	0	0.00 %	missed	0	0.00 %
on goal	1	100.00 %	on goal	3	100.00 %	on goal	0	0.00 %
Shots	1	2.78 %	Shots	3	8.33 %	Shots	0	0.00 %
Scores	0	0.00 %	Scores	1	33.33 %	Scores	0	0.00 %

bar	0	0.00 %	bar	0	0.00 %	bar	1	12.50 %
blocked	1	14.29 %	missed	0	0.00 %	missed	1	12.50 %
missed	2	28.57 %	blocked	2	28.57 %	blocked	3	37.50 %
on goal	4	57.14 %	on goal	5	71.43 %	on goal	3	37.50 %
Shots	7	19.44 %	Shots	7	19.44 %	Shots	8	22.22 %
Scores	1	33.33 %	Scores	1	33.33 %	Scores	0	0.00 %

on goal	0	0.00 %	bar	0	0.00 %	bar	0	0.00 %
blocked	1	25.00 %	missed	1	20.00 %	missed	0	0.00 %
missed	1	25.00 %	on goal	1	20.00 %	on goal	0	0.00 %
bar	2	50.00 %	blocked	3	60.00 %	blocked	1	100.00 %
Shots	4	11.11 %	Shots	5	13.89 %	Shots	1	2.78 %
Scores	0	0.00 %	Scores	0	0.00 %	Scores	0	0.00 %

bar	3	8.33 %
missed	5	13.89 %
blocked	11	30.56 %
on goal	17	47.22 %
Shots	36	
Scores	3	

Total on Goal	1	Total on Goal	3	Total on Goal	0
Total Shots	1	Total Shots	3	Total Shots	0
Total Scores	0	Total Scores	1	Total Scores	0
Precision	100.00 %	Precision	100.00 %	Precision	NaN
Efficiency	0.00 %	Efficiency	33.33 %	Efficiency	NaN

Total on Goal	4	Total on Goal	5	Total on Goal	3
Total Shots	7	Total Shots	7	Total Shots	8
Total Scores	1	Total Scores	1	Total Scores	0
Precision	57.14 %	Precision	71.43 %	Precision	37.50 %
Efficiency	25.00 %	Efficiency	20.00 %	Efficiency	0.00 %

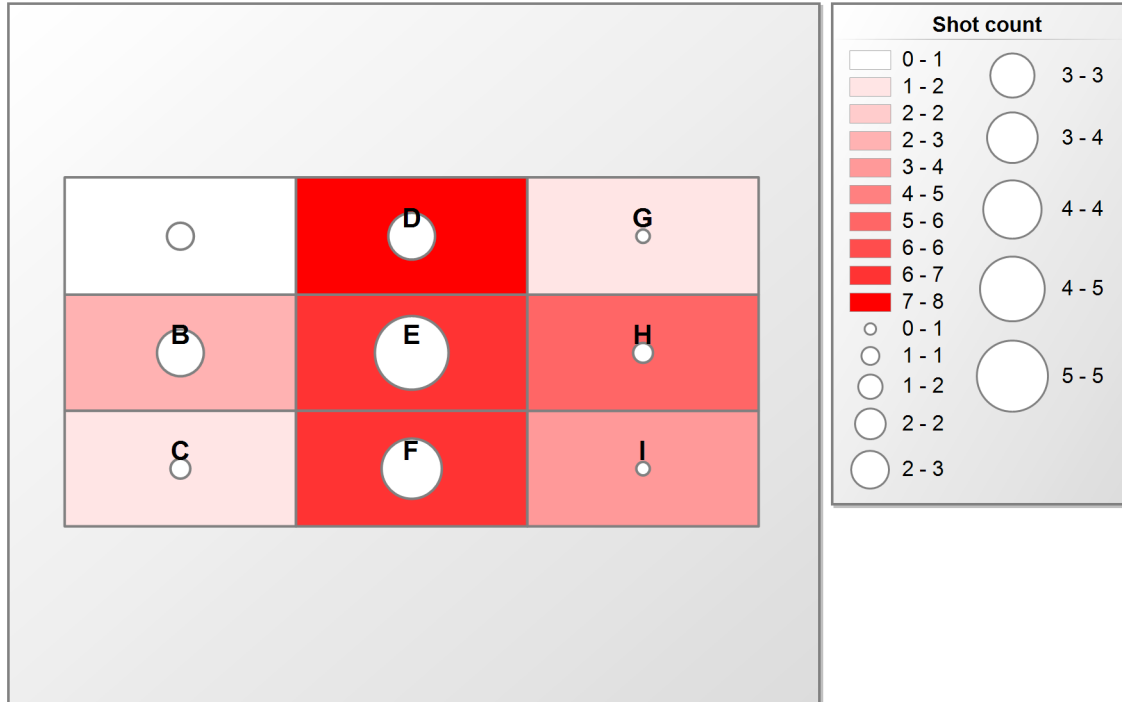
Total on Goal	0	Total on Goal	1	Total on Goal	0
Total Shots	4	Total Shots	5	Total Shots	1
Total Scores	0	Total Scores	0	Total Scores	0
Precision	0.00 %	Precision	20.00 %	Precision	0.00 %
Efficiency	NaN	Efficiency	0.00 %	Efficiency	NaN

Total on Goal	17
Total Shots	36
Total Scores	3
Precision	47.22 %
Efficiency	17.65 %

Group Statistics Group B



Short distribution and shots on goal



Zone (Fields)	B	C	D	E	F	G	H	I	Total
Total	3	1	8	7	7	1	5	4	36
on Goal (Circles)	3	1	3	5	4	0	1	0	17

Group Statistics Group B

Germany



	Goals achieved	Goals get	penalty minutes
Team overview	4	19	2

Player	Games	Plus/Minus					Shots				Goals			Bullies			Penalties	
	played	+	-	balance	+ in %	- in %	Total	on Goal	% on Goal	Efficiency (%)	scored	Assists	in %	Total	won	in %	Total (min)	in %
22 Wöcke Michel	1	4	7	-3	100.00	36.84	4	4	100.00	75.00	3	0	75.00	7	2	28.57	0	0.00
17 Nihlén Julian	1	2	6	-4	50.00	31.58	4	3	75.00	33.33	1	0	25.00	0	0	0.00	0	0.00
16 Hofferbert Nils	1	2	7	-5	50.00	36.84	3	1	33.33	0.00	0	1	0.00	0	0	0.00	0	0.00
20 Hoppe Svenson	1	1	6	-5	25.00	31.58	2	2	100.00	0.00	0	1	0.00	0	0	0.00	0	0.00
7 Weißkirchen Florian	1	0	2	-2	0.00	10.53	2	1	50.00	0.00	0	0	0.00	2	1	50.00	0	0.00
10 Bröker Janos	1	1	6	-5	25.00	31.58	4	2	50.00	0.00	0	0	0.00	5	0	0.00	0	0.00
11 Bröker Niklas	1	0	3	-3	0.00	15.79	3	2	66.67	0.00	0	0	0.00	0	0	0.00	0	0.00
14 Jordan Vincent	1	0	4	-4	0.00	21.05	0	0	0.00	0.00	0	0	0.00	0	0	0.00	0	0.00
15 Böttcher Tim	1	0	6	-6	0.00	31.58	0	0	0.00	0.00	0	0	0.00	0	0	0.00	0	0.00
19 Herlt Sascha	1	0	6	-6	0.00	31.58	0	0	0.00	0.00	0	0	0.00	6	2	33.33	0	0.00
21 Kühl Flemming	1	0	7	-7	0.00	36.84	3	2	66.67	0.00	0	0	0.00	0	0	0.00	0	0.00
23 Bothe Mark-Oliver	1	0	2	-2	0.00	10.53	0	0	0.00	0.00	0	0	0.00	0	0	0.00	0	0.00
29 Heins Jakob	1	1	7	-6	25.00	36.84	4	0	0.00	0.00	0	0	0.00	0	0	0.00	2	100.00
32 von Pritzbuher Tino	1	0	3	-3	0.00	15.79	0	0	0.00	0.00	0	0	0.00	3	3	100.00	0	0.00
44 Siede Matthias	1	3	6	-3	75.00	31.58	0	0	0.00	0.00	0	0	0.00	0	0	0.00	0	0.00
45 Rutz Niklas	1	2	7	-5	50.00	36.84	0	0	0.00	0.00	0	0	0.00	0	0	0.00	0	0.00
65 Weigelt Phillip	1	0	3	-3	0.00	15.79	0	0	0.00	0.00	0	0	0.00	0	0	0.00	0	0.00
97 Schuschwary Erik	1	0	7	-7	0.00	36.84	2	0	0.00	0.00	0	0	0.00	2	1	50.00	0	0.00
							31	17	54.84	23.53				25	9	36.00	2	

Group Statistics Group B



Germany

bar	0	0.00 %	bar	0	0.00 %	bar	0	0.00 %
blocked	0	0.00 %	blocked	0	0.00 %	blocked	0	0.00 %
missed	0	0.00 %	missed	1	14.29 %	missed	0	0.00 %
on goal	0	0.00 %	on goal	6	85.71 %	on goal	0	0.00 %
Shots	0	0.00 %	Shots	7	21.21 %	Shots	0	0.00 %
Scores	0	0.00 %	Scores	0	0.00 %	Scores	0	0.00 %
bar	0	0.00 %	bar	0	0.00 %	bar	0	0.00 %
missed	1	20.00 %	blocked	2	20.00 %	missed	1	14.29 %
blocked	2	40.00 %	missed	3	30.00 %	blocked	2	28.57 %
on goal	2	40.00 %	on goal	5	50.00 %	on goal	4	57.14 %
Shots	5	15.15 %	Shots	10	30.30 %	Shots	7	21.21 %
Scores	0	0.00 %	Scores	3	75.00 %	Scores	1	25.00 %
bar	0	0.00 %	bar	0	0.00 %	bar	0	0.00 %
blocked	0	0.00 %	missed	0	0.00 %	on goal	0	0.00 %
missed	0	0.00 %	on goal	0	0.00 %	blocked	1	50.00 %
on goal	1	100.00 %	blocked	1	100.00 %	missed	1	50.00 %
Shots	1	3.03 %	Shots	1	3.03 %	Shots	2	6.06 %
Scores	0	0.00 %	Scores	0	0.00 %	Scores	0	0.00 %

bar	0	0.00 %
missed	7	21.21 %
blocked	8	24.24 %
on goal	18	54.55 %
Shots	33	
Scores	4	

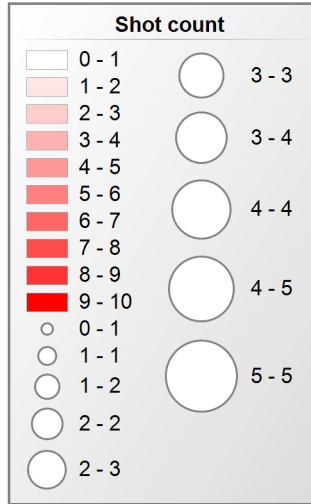
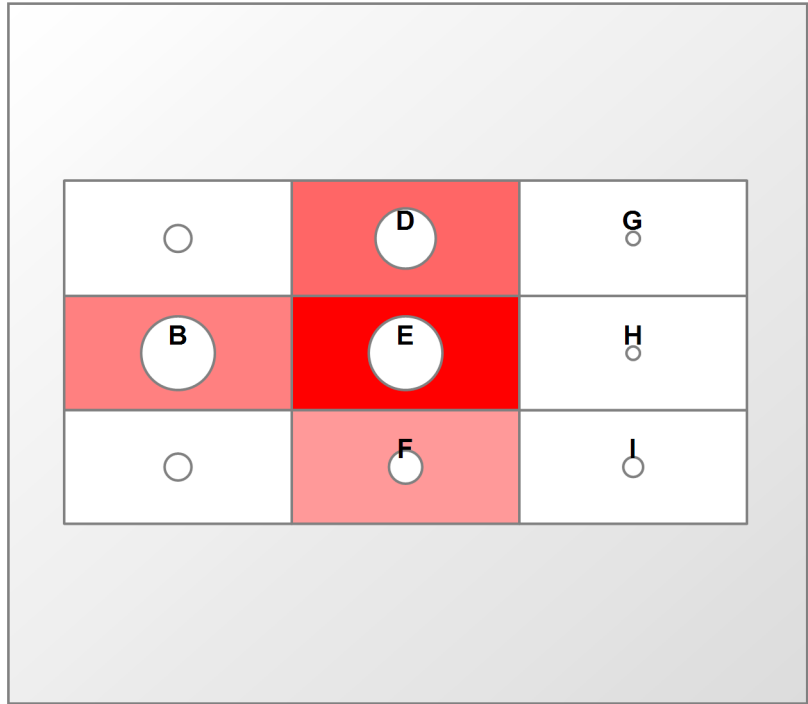
Total on Goal	0	Total on Goal	6	Total on Goal	0
Total Shots	0	Total Shots	7	Total Shots	0
Total Scores	0	Total Scores	0	Total Scores	0
Precision	NaN	Precision	85.71 %	Precision	NaN
Efficiency	NaN	Efficiency	0.00 %	Efficiency	NaN
Total on Goal	2	Total on Goal	5	Total on Goal	4
Total Shots	5	Total Shots	10	Total Shots	7
Total Scores	0	Total Scores	3	Total Scores	1
Precision	40.00 %	Precision	50.00 %	Precision	57.14 %
Efficiency	0.00 %	Efficiency	60.00 %	Efficiency	25.00 %
Total on Goal	1	Total on Goal	0	Total on Goal	0
Total Shots	1	Total Shots	1	Total Shots	2
Total Scores	0	Total Scores	0	Total Scores	0
Precision	100.00 %	Precision	0.00 %	Precision	0.00 %
Efficiency	0.00 %	Efficiency	NaN	Efficiency	NaN

Total on Goal	18
Total Shots	33
Total Scores	4
Precision	54.55 %
Efficiency	22.22 %

Group Statistics Group B



Short distribution and shots on goal



Zone (Fields)	B	D	E	F	G	H	I	Total
Total	6	7	10	5	1	1	1	31
on Goal (Circles)	5	4	5	2	0	0	1	17

Group Statistics Group B

Player Statistic			Games	Shots				Goals			Scorer points		Bullies			Penalties	
	Player	Team	played	Total	on Goal	% on Goal	Efficiency (%)	scored	Assists	in %	Total	pt./game	Total	won	in %	Total (min)	in %
1.	Sjögren Albin (10)	SWE	1	7	4	57.14	75.00	3	2	7.50	5	5.00	0	0	0.00	0	0.00
2.	Nilsson Kim (7)	SWE	1	8	5	62.50	60.00	3	1	7.50	4	4.00	0	0	0.00	0	0.00
3.	Galante Carlström Alexander (9)	SWE	1	11	6	54.55	50.00	3	1	7.50	4	4.00	0	0	0.00	0	0.00
4.	Wöcke Michel (22)	GER	1	4	4	100.00	75.00	3	0	7.50	3	3.00	7	2	28.57	0	0.00
5.	Havlas Matěj (13)	CZE	1	7	3	42.86	66.67	2	1	5.00	3	3.00	1	0	0.00	0	0.00
6.	Haglund Kevin (66)	SWE	1	4	3	75.00	66.67	2	1	5.00	3	3.00	0	0	0.00	0	0.00
7.	Beneš Marek (11)	CZE	1	5	4	80.00	50.00	2	1	5.00	3	3.00	0	0	0.00	0	0.00
8.	Gustafsson Tobias (14)	SWE	1	3	2	66.67	50.00	1	2	2.50	3	3.00	0	0	0.00	0	0.00
9.	Lundmark Malte (8)	SWE	1	8	4	50.00	25.00	1	2	2.50	3	3.00	0	0	0.00	0	0.00
10.	Backby Casper (68)	SWE	1	7	1	14.29	100.00	1	1	2.50	2	2.00	0	0	0.00	0	0.00
11.	Malmström Linus (77)	SWE	1	5	1	20.00	100.00	1	1	2.50	2	2.00	0	0	0.00	0	0.00
12.	Holmgren Linus (21)	SWE	1	3	2	66.67	50.00	1	1	2.50	2	2.00	0	0	0.00	0	0.00
13.	Nordgren Linus (26)	SWE	1	5	3	60.00	33.33	1	1	2.50	2	2.00	0	0	0.00	0	0.00
14.	Sankell Jesper (19)	SWE	1	10	5	50.00	20.00	1	1	2.50	2	2.00	4	2	50.00	0	0.00
15.	Raitums Artis (21)	LAT	1	1	0	0.00	0.00	0	2	0.00	2	2.00	5	2	40.00	0	0.00
16.	Johansson Emil (22)	SWE	1	3	1	33.33	0.00	0	2	0.00	2	2.00	5	2	40.00	0	0.00
17.	Rýpar Josef (31)	CZE	1	3	1	33.33	100.00	1	0	2.50	1	1.00	0	0	0.00	2	16.67
18.	Krumins Morics (4)	LAT	1	4	1	25.00	100.00	1	0	2.50	1	1.00	0	0	0.00	0	0.00
19.	Trekse Peteris (22)	LAT	1	3	2	66.67	50.00	1	0	2.50	1	1.00	0	0	0.00	0	0.00
20.	Enström Rasmus (17)	SWE	1	3	2	66.67	50.00	1	0	2.50	1	1.00	3	2	66.67	0	0.00
21.	Krbec Mikuláš (6)	CZE	1	3	3	100.00	33.33	1	0	2.50	1	1.00	0	0	0.00	0	0.00
22.	Nihlén Julian (17)	GER	1	4	3	75.00	33.33	1	0	2.50	1	1.00	0	0	0.00	0	0.00
23.	Jansons Klavs (16)	LAT	1	6	3	50.00	33.33	1	0	2.50	1	1.00	0	0	0.00	0	0.00
24.	Delong Adam (7)	CZE	1	4	1	25.00	0.00	0	1	0.00	1	1.00	0	0	0.00	0	0.00
25.	Forman Filip (12)	CZE	1	4	2	50.00	0.00	0	1	0.00	1	1.00	5	4	80.00	0	0.00
26.	Němeček Ondřej (17)	CZE	1	4	0	0.00	0.00	0	1	0.00	1	1.00	5	3	60.00	2	16.67
27.	Hofferbert Nils (16)	GER	1	3	1	33.33	0.00	0	1	0.00	1	1.00	0	0	0.00	0	0.00
28.	Hoppe Svenson (20)	GER	1	2	2	100.00	0.00	0	1	0.00	1	1.00	0	0	0.00	0	0.00
29.	Rajeckis Andris (23)	LAT	1	2	1	50.00	0.00	0	1	0.00	1	1.00	2	0	0.00	0	0.00
30.	Samuelsson Johan (2)	SWE	1	0	0	0.00	0.00	0	1	0.00	1	1.00	3	2	66.67	2	16.67
31.	Ahrén Hampus (23)	SWE	1	0	0	0.00	0.00	0	1	0.00	1	1.00	7	5	71.43	0	0.00

Group Statistics Group B

Player Statistic			Games	Shots				Goals			Scorer points		Bullies			Penalties	
	Player	Team	played	Total	on Goal	% on Goal	Efficiency (%)	scored	Assists	in %	Total	pt./game	Total	won	in %	Total (min)	in %
32.	Punčochář Lukáš (4)	CZE	1	3	2	66.67	0.00	0	0	0.00	0	0.00	0	0	0.00	0	0.00
33.	Kisugite Martin (5)	CZE	1	0	0	0.00	0.00	0	0	0.00	0	0.00	0	0	0.00	0	0.00
34.	Hemerka Adam (9)	CZE	1	3	2	66.67	0.00	0	0	0.00	0	0.00	0	0	0.00	0	0.00
35.	Gruber Jakub (15)	CZE	1	0	0	0.00	0.00	0	0	0.00	0	0.00	0	0	0.00	0	0.00
36.	Šindler Matyáš (16)	CZE	1	1	0	0.00	0.00	0	0	0.00	0	0.00	0	0	0.00	0	0.00
37.	Besta Jiří (18)	CZE	1	0	0	0.00	0.00	0	0	0.00	0	0.00	0	0	0.00	0	0.00
38.	Tokoš Martin (20)	CZE	1	6	2	33.33	0.00	0	0	0.00	0	0.00	0	0	0.00	0	0.00
39.	Ondrušek Tom (25)	CZE	1	1	1	100.00	0.00	0	0	0.00	0	0.00	0	0	0.00	0	0.00
40.	Kreysa Jonáš (26)	CZE	1	0	0	0.00	0.00	0	0	0.00	0	0.00	0	0	0.00	0	0.00
41.	Jendrišák Matěj (28)	CZE	1	1	1	100.00	0.00	0	0	0.00	0	0.00	2	2	100.00	0	0.00
42.	Langer Filip (29)	CZE	1	6	3	50.00	0.00	0	0	0.00	0	0.00	0	0	0.00	0	0.00
43.	Weißkirchen Florian (7)	GER	1	2	1	50.00	0.00	0	0	0.00	0	0.00	2	1	50.00	0	0.00
44.	Bröker Janos (10)	GER	1	4	2	50.00	0.00	0	0	0.00	0	0.00	5	0	0.00	0	0.00
45.	Bröker Niklas (11)	GER	1	3	2	66.67	0.00	0	0	0.00	0	0.00	0	0	0.00	0	0.00
46.	Jordan Vincent (14)	GER	1	0	0	0.00	0.00	0	0	0.00	0	0.00	0	0	0.00	0	0.00
47.	Böttcher Tim (15)	GER	1	0	0	0.00	0.00	0	0	0.00	0	0.00	0	0	0.00	0	0.00
48.	Herlt Sascha (19)	GER	1	0	0	0.00	0.00	0	0	0.00	0	0.00	6	2	33.33	0	0.00
49.	Kühl Flemming (21)	GER	1	3	2	66.67	0.00	0	0	0.00	0	0.00	0	0	0.00	0	0.00
50.	Bothe Mark-Oliver (23)	GER	1	0	0	0.00	0.00	0	0	0.00	0	0.00	0	0	0.00	0	0.00
51.	Heins Jakob (29)	GER	1	4	0	0.00	0.00	0	0	0.00	0	0.00	0	0	0.00	2	16.67
52.	von Pritzbuer Tino (32)	GER	1	0	0	0.00	0.00	0	0	0.00	0	0.00	3	3	100.00	0	0.00
53.	Siede Matthias (44)	GER	1	0	0	0.00	0.00	0	0	0.00	0	0.00	0	0	0.00	0	0.00
54.	Rutz Niklas (45)	GER	1	0	0	0.00	0.00	0	0	0.00	0	0.00	0	0	0.00	0	0.00
55.	Weigelt Phillip (65)	GER	1	0	0	0.00	0.00	0	0	0.00	0	0.00	0	0	0.00	0	0.00
56.	Schuschwary Erik (97)	GER	1	2	0	0.00	0.00	0	0	0.00	0	0.00	2	1	50.00	0	0.00
57.	Orste Ralfs (2)	LAT	1	1	1	100.00	0.00	0	0	0.00	0	0.00	0	0	0.00	0	0.00
58.	Tutans Oskars (5)	LAT	1	0	0	0.00	0.00	0	0	0.00	0	0.00	1	1	100.00	0	0.00
59.	Ragovskis Janis (7)	LAT	1	1	0	0.00	0.00	0	0	0.00	0	0.00	0	0	0.00	0	0.00
60.	Savins Armands (12)	LAT	1	2	1	50.00	0.00	0	0	0.00	0	0.00	0	0	0.00	0	0.00
61.	Akmenlauks Toms (19)	LAT	1	1	1	100.00	0.00	0	0	0.00	0	0.00	1	0	0.00	0	0.00
62.	Griezitis Gustavs (20)	LAT	1	0	0	0.00	0.00	0	0	0.00	0	0.00	0	0	0.00	0	0.00

Group Statistics Group B

Player Statistic			Games	Shots				Goals			Scorer points		Bullies			Penalties		
	Player	Team	played	Total	on Goal	% on Goal	Efficiency (%)	scored	Assists	in %	Total	pt./game	Total	won	in %	Total (min)	in %	
63.	Purins Edgars (27)	LAT	1	4	2	50.00	0.00	0	0	0.00	0	0.00	2	0	0.00	0	0.00	
64.	Anis Daniels Janis (33)	LAT	1	1	0	0.00	0.00	0	0	0.00	0	0.00	0	0	0.00	0	0.00	
65.	Jursevskis Arturs (41)	LAT	1	1	1	100.00	0.00	0	0	0.00	0	0.00	0	0	0.00	0	0.00	
66.	Keišs Jēkabs (58)	LAT	1	0	0	0.00	0.00	0	0	0.00	0	0.00	0	0	0.00	0	0.00	
67.	Smits Kevins (61)	LAT	1	5	2	40.00	0.00	0	0	0.00	0	0.00	3	1	33.33	0	0.00	
68.	Kalnietis Valters (62)	LAT	1	0	0	0.00	0.00	0	0	0.00	0	0.00	0	0	0.00	0	0.00	
69.	Kovalevskis Rolands (88)	LAT	1	4	2	50.00	0.00	0	0	0.00	0	0.00	0	0	0.00	0	0.00	
70.	Persson Ludwig (13)	SWE	1	4	1	25.00	0.00	0	0	0.00	0	0.00	3	2	66.67	0	0.00	
71.	Ramirez Niklas (28)	SWE	1	0	0	0.00	0.00	0	0	0.00	0	0.00	0	0	0.00	0	0.00	
72.	Nilsberth Robin (97)	SWE	1	0	0	0.00	0.00	0	0	0.00	0	0.00	0	0	0.00	0	0.00	
				199	99	49.75	32.32	32						77			8	

Sorted by:

1st scorer points

2nd scorer points per game

3rd goals scored

4th efficiency

Group Statistics Group B

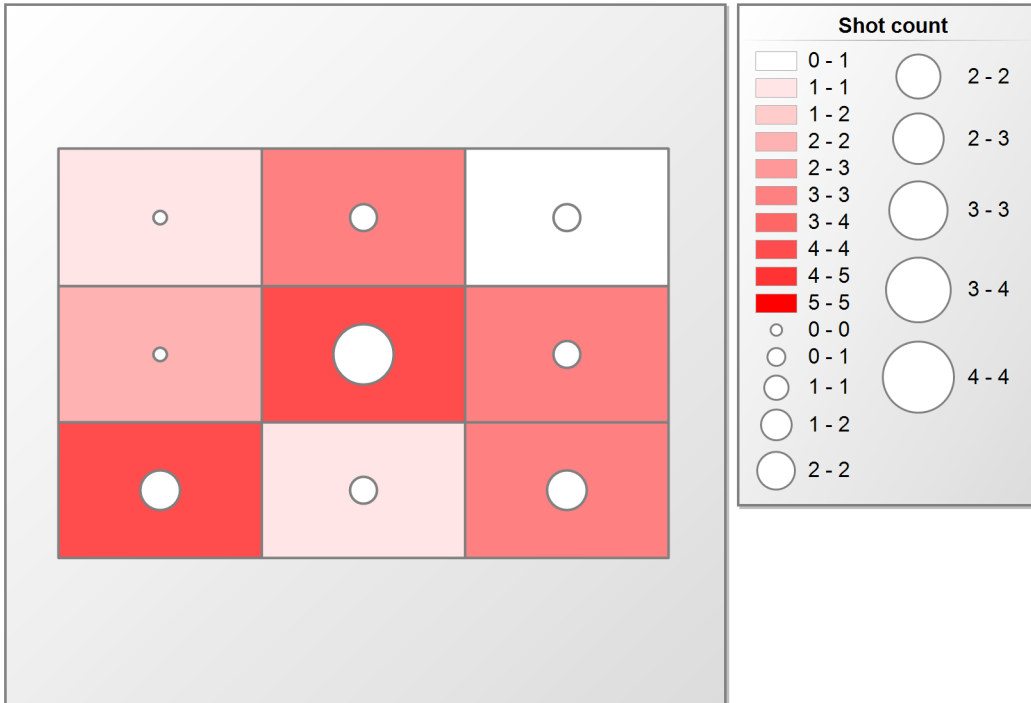
	Defense					Goal received								Total	Saves	Saves in %
	Body	Foot/Leg	Hand/Arm	Helmet	Total	behind the goal	between legs	missed	movement	no reaction	play around	transferred	Total			
77 Jan Lemke	2	2	5	1	10				5		2	4	11	21	10	47.62
1 Jussi Kursula	3	3	1		7				3		3	1	7	14	7	50.00
89 Janis Salcevic	5	1	12		18		1	1	1	1	1		5	23	18	78.26
74 Lukáš Bauer	2	3	8	1	14	1		1	1				3	17	14	82.35
1 Jon Hedlund	2	2	8		12				2		1	1	4	16	12	75.00
Total	14	11	34	2	61	1	1	2	12	1	7	6	30	91	61	67.03

Group Statistics Group B

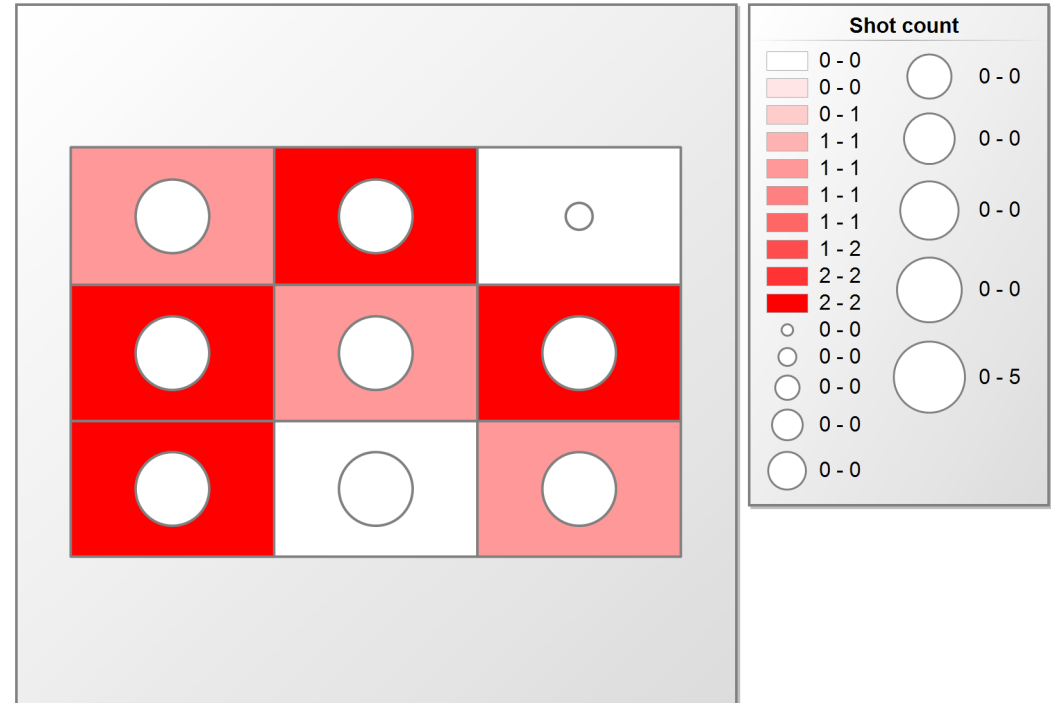


	Defense					Goal received				Total	Saves	Saves in %
	Body	Foot/Leg	Hand/Arm	Helmet	Total	movement	play around	transferred	Total			
77 Jan Lemke	2	2	5	1	10	5	2	4	11	21	10	47.62
Total	2	2	5	1	10	5	2	4	11	21	10	47.62

Shots and Saves



received Goals and shots

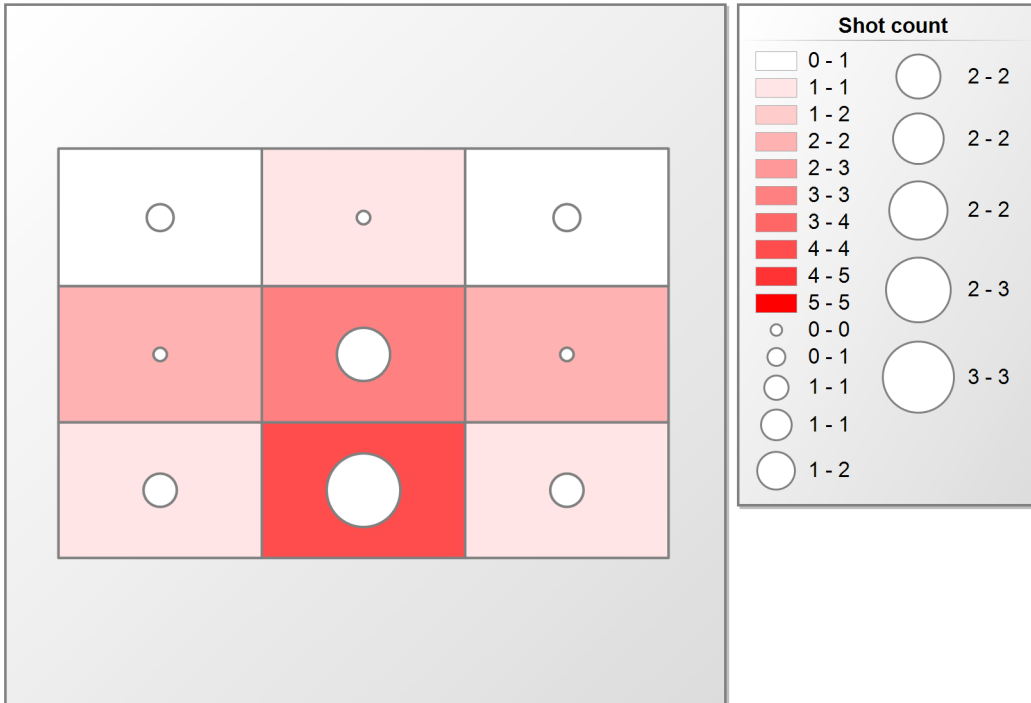


Group Statistics Group B

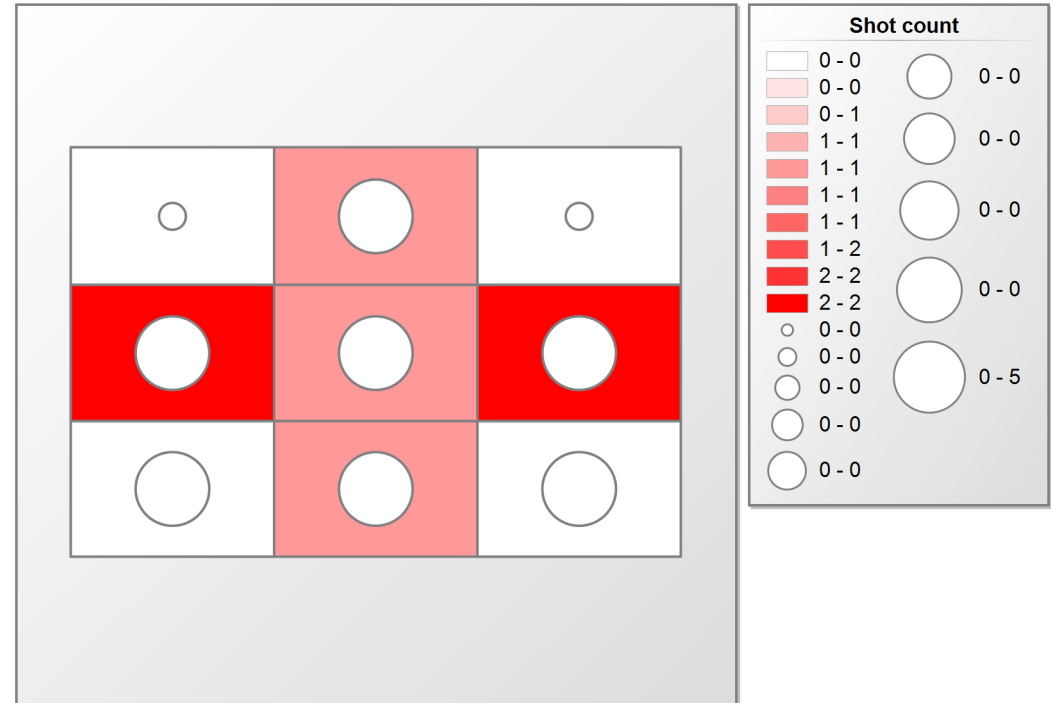


	Defense				Goal received				Total	Saves	Saves in %
	Body	Foot/Leg	Hand/Arm	Total	movement	play around	transferred	Total			
1 Jussi Kursula	3	3	1	7	3	3	1	7	14	7	50.00
Total	3	3	1	7	3	3	1	7	14	7	50.00

Shots and Saves



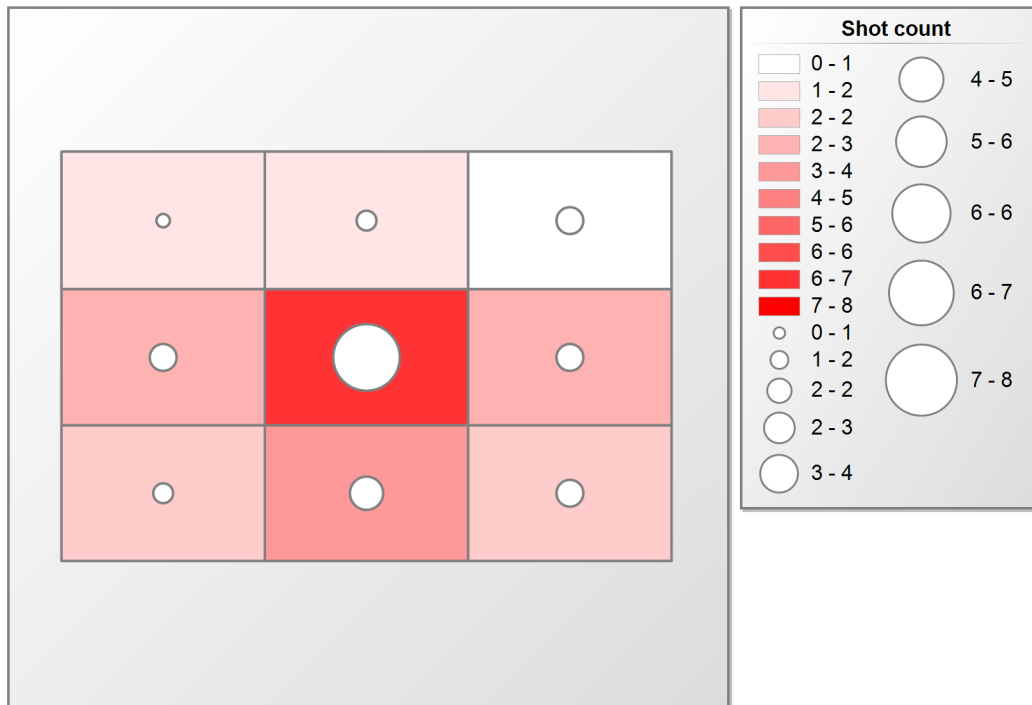
received Goals and shots



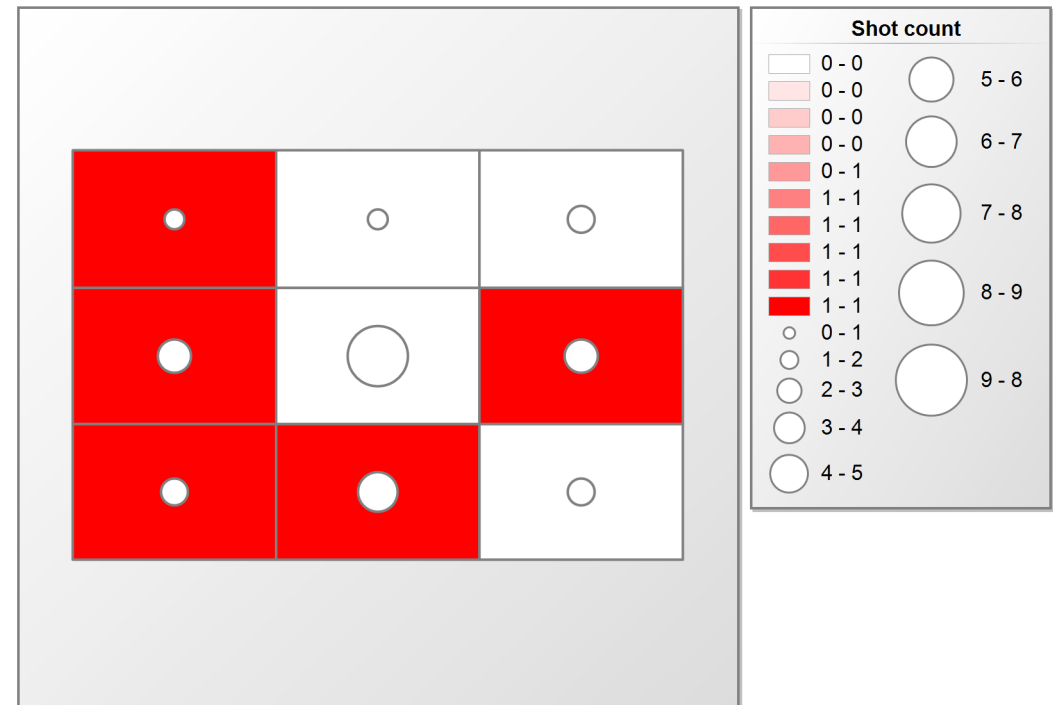
Group Statistics Group B

	Defense				Goal received								
	Body	Foot/Leg	Hand/Arm	Total	between legs	missed	movement	no reaction	play around	Total	Total	Saves	Saves in %
89 Janis Salcevic	5	1	12	18	1	1	1	1	1	5	23	18	78.26
Total	5	1	12	18	1	1	1	1	1	5	23	18	78.26

Shots and Saves



received Goals and shots

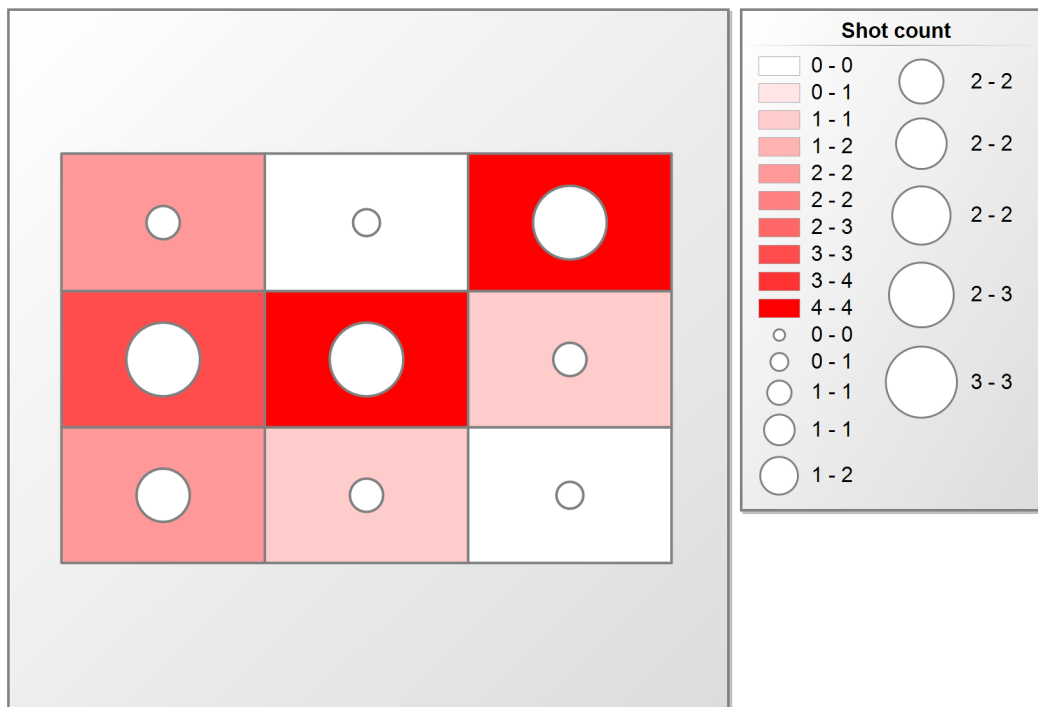


Group Statistics Group B

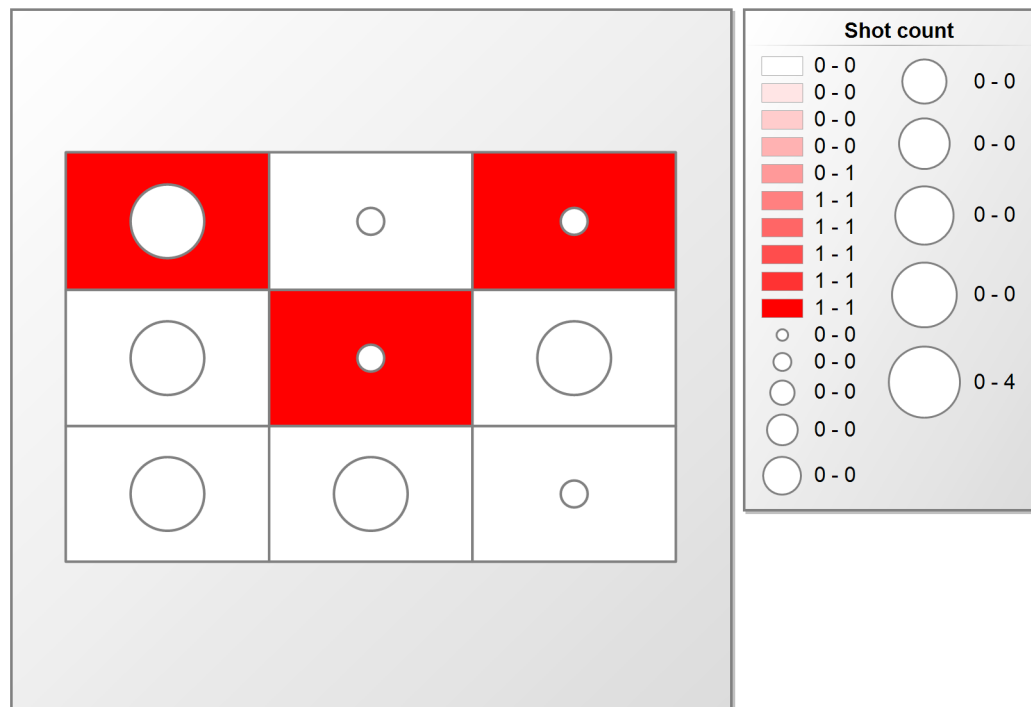


	Defense					Goal received				Total	Saves	Saves in %
	Body	Foot/Leg	Hand/Arm	Helmet	Total	behind the goal	missed	movement	Total			
74 Lukáš Bauer	2	3	8	1	14	1	1	1	3	17	14	82.35
Total	2	3	8	1	14	1	1	1	3	17	14	82.35

Shots and Saves



received Goals and shots

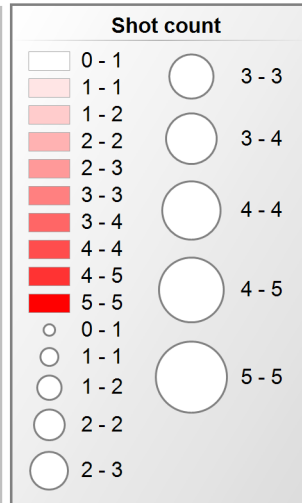
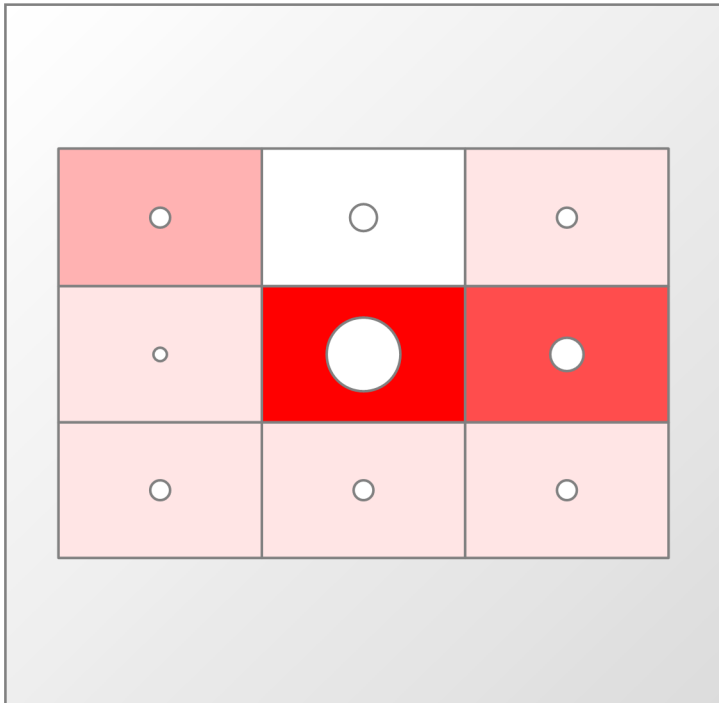


Group Statistics Group B

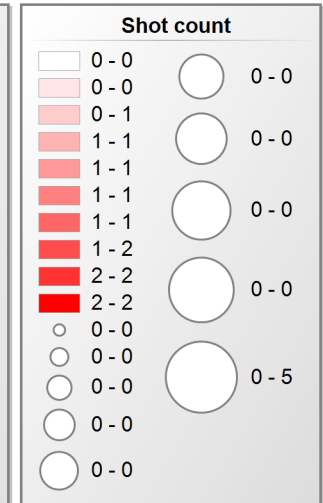
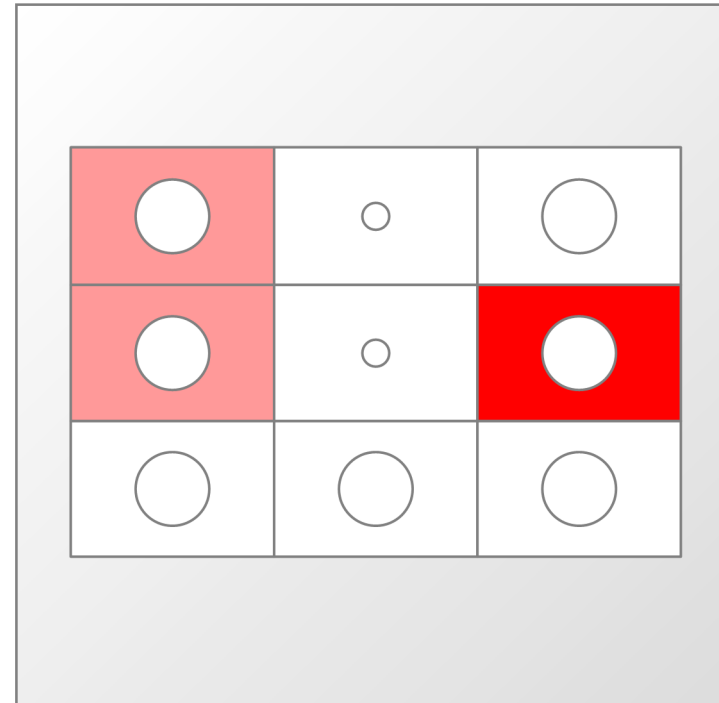


	Defense				Goal received				Total	Saves	Saves in %
	Body	Foot/Leg	Hand/Arm	Total	movement	play around	transferred	Total			
1 Jon Hedlund	2	2	8	12	2	1	1	4	16	12	75.00
Total	2	2	8	12	2	1	1	4	16	12	75.00

Shots and Saves



received Goals and shots



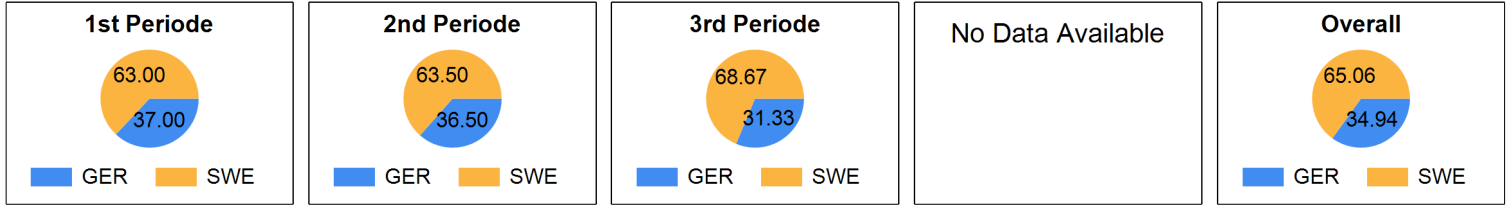
Game Statistics

November 5, 2022



Game Statistics

Possession



Germany



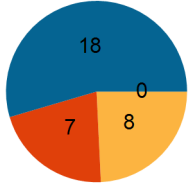
4 | 19

1st	0	5
2nd	3	6
3rd	1	8
ET	0	0

Sweden



Shots statistics

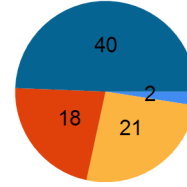


bar blocked missed on goal

	1st	2nd	3rd	ET	Total
bar	0	0	0	0	0
blocked	3	4	1	0	8
missed	2	3	2	0	7
on goal	5	8	5	0	18
	10	15	8	0	33

Precision (%)	50.00	53.33	62.50	54.55
Efficiency (%)	0.00	37.50	20.00	22.22

Shots statistics



bar blocked missed on goal

	1st	2nd	3rd	ET	Total
bar	0	2	0	0	2
blocked	7	6	8	0	21
missed	5	8	5	0	18
on goal	12	11	17	0	40
	24	27	30	0	81

Precision (%)	50.00	40.74	56.67	49.38
Efficiency (%)	41.67	54.55	47.06	47.50

Goalkeeper statistic

	77 Jan Lemke		1 Jussi Kursula	
	Shots	Saves	Shots	Saves
1st	12	7	0	0
	58.33%		NaN	
2nd	11	5	0	0
	45.45%		NaN	
3rd	0	0	17	9
	NaN		52.94%	
ET	0	0	0	0
	NaN		NaN	
Total	23	12	17	9
	52.17%		52.94%	

Goalkeeper statistic

	1 Jon Hedlund		72 Carl Bending-Sörling	
	Shots	Saves	Shots	Saves
1st	5	5	0	0
	100.00%		NaN	
2nd	7	4	0	0
	57.14%		NaN	
3rd	5	4	0	0
	80.00%		NaN	
ET	0	0	0	0
	NaN		NaN	
Total	17	13	0	0
	76.47%		NaN	

Penaltytime statistics

	1st	2nd	3rd	Total	Goals
Power play	00:00	00:00	00:41	00:41	1
Box Play	00:00	00:23	00:00	00:23	0

Penaltytime statistics

	1st	2nd	3rd	Total	Goals
Power play	00:00	00:23	00:00	00:23	0
Box Play	00:00	00:00	00:41	00:41	0

Game Statistics

Game history

1st Periode

Time	Result	Team	Special Situation	#	Player	#	Assist	Speed
03:16	0-1	Sweden		10	Albin Sjögren	7	Kim Nilsson	0.00
07:35	0-2	Sweden		14	Tobias Gustafsson	68	Casper Backby	0.00
16:16	0-3	Sweden		9	Alexander Galante Carlström	22	Emil Johansson	0.00
16:56	0-4	Sweden		21	Linus Holmgren	19	Jesper Sankell	0.00
18:00	0-5	Sweden		9	Alexander Galante Carlström	8	Malte Lundmark	0.00

2nd Periode

Time	Result	Team	Special Situation	#	Player	#	Assist	Speed
20:46	1-5	Germany		17	Julian Nihlén	16	Nils Hofferbert	0.00
22:26	1-6	Sweden		10	Albin Sjögren	14	Tobias Gustafsson	0.00
25:25	1-7	Sweden		7	Kim Nilsson			0.00
26:54	2-7	Germany		22	Michel Wöcke			0.00
31:09	3-7	Germany	Penalty Shot	22	Michel Wöcke			0.00
34:39	3-8	Sweden		7	Kim Nilsson	14	Tobias Gustafsson	0.00
36:46	3-9	Sweden		19	Jesper Sankell	26	Linus Nordgren	0.00
36:54		Germany	2' Incorrect pushing	29	Jakob Heins			
37:17	3-10	Sweden		66	Kevin Haglund	10	Albin Sjögren	0.00
37:51	3-11	Sweden		7	Kim Nilsson	10	Albin Sjögren	0.00

3rd Periode

Time	Result	Team	Special Situation	#	Player	#	Assist	Speed
41:11	3-12	Sweden		9	Alexander Galante Carlström	8	Malte Lundmark	0.00
43:57	3-13	Sweden		17	Rasmus Enström	9	Alexander Galante Carlström	0.00
46:24		Sweden	2' Obstruction	2	Johan Samuelsson			
47:05	4-13	Germany	PowerPlay	22	Michel Wöcke	20	Svenson Hoppe	0.00
48:27	4-14	Sweden		68	Casper Backby	23	Hampus Ahrén	0.00
53:13	4-15	Sweden		8	Malte Lundmark	22	Emil Johansson	0.00
53:28		Germany	Time Out					
53:28	4-16	Sweden		26	Linus Nordgren	21	Linus Holmgren	0.00
55:58	4-17	Sweden		66	Kevin Haglund	77	Linus Malmström	0.00
59:46	4-18	Sweden		77	Linus Malmström	66	Kevin Haglund	0.00
59:59	4-19	Sweden		10	Albin Sjögren	2	Johan Samuelsson	0.00

Game Statistics

Germany		Plus/Minus			Shots				Goals		
Player	+	-	balance	Total	on Goal	% on Goal	Efficiency (%)	scored	Assists	in %	
7 Weißkirchen Florian	0	2	-2	2	1	50.00	0.00	0	0	0.00	
10 Bröker Janos	1	6	-5	4	2	50.00	0.00	0	0	0.00	
11 Bröker Niklas	0	3	-3	3	2	66.67	0.00	0	0	0.00	
14 Jordan Vincent	0	4	-4	0	0	0.00	0.00	0	0	0.00	
15 Böttcher Tim	0	6	-6	0	0	0.00	0.00	0	0	0.00	
16 Hofferbert Nils	2	7	-5	3	1	33.33	0.00	0	1	0.00	
17 Nihlén Julian	2	6	-4	4	3	75.00	33.33	1	0	25.00	
19 Herlt Sascha	0	6	-6	0	0	0.00	0.00	0	0	0.00	
20 Hoppe Svenson	1	6	-5	2	2	100.00	0.00	0	1	0.00	
21 Kühl Flemming	0	7	-7	3	2	66.67	0.00	0	0	0.00	
22 Wöcke Michel	4	7	-3	4	4	100.00	75.00	3	0	75.00	
23 Bothe Mark-Oliver	0	2	-2	0	0	0.00	0.00	0	0	0.00	
29 Heins Jakob	1	7	-6	4	0	0.00	0.00	0	0	0.00	
32 von Pritzbuier Tino	0	3	-3	0	0	0.00	0.00	0	0	0.00	
44 Siede Matthias	3	6	-3	0	0	0.00	0.00	0	0	0.00	
45 Rutz Niklas	2	7	-5	0	0	0.00	0.00	0	0	0.00	
65 Weigelt Phillip	0	3	-3	0	0	0.00	0.00	0	0	0.00	
97 Schuschwary Erik	0	7	-7	2	0	0.00	0.00	0	0	0.00	
	16	95		31	17	54.84	23.53				

Sweden		Plus/Minus			Shots				Goals		
Player	+	-	balance	Total	on Goal	% on Goal	Efficiency (%)	scored	Assists	in %	
2 Samuelsson Johan	4	2	2	0	0	0.00	0.00	0	1	0.00	
7 Nilsson Kim	8	0	8	8	5	62.50	60.00	3	1	15.79	
8 Lundmark Malte	4	1	3	8	4	50.00	25.00	1	2	5.26	
9 Galante Carlström Alexander	5	1	4	11	6	54.55	50.00	3	1	15.79	
10 Sjögren Albin	9	0	9	7	4	57.14	75.00	3	2	15.79	
13 Persson Ludwig	6	1	5	4	1	25.00	0.00	0	0	0.00	
14 Gustafsson Tobias	8	0	8	3	2	66.67	50.00	1	2	5.26	
17 Enström Rasmus	4	2	2	3	2	66.67	50.00	1	0	5.26	
19 Sankell Jesper	3	1	2	10	5	50.00	20.00	1	1	5.26	
21 Holmgren Linus	6	2	4	3	2	66.67	50.00	1	1	5.26	
22 Johansson Emil	5	2	3	3	1	33.33	0.00	0	2	0.00	
23 Ahrén Hampus	8	0	8	0	0	0.00	0.00	0	1	0.00	
26 Nordgren Linus	7	1	6	5	3	60.00	33.33	1	1	5.26	
28 Ramirez Niklas	2	1	1	0	0	0.00	0.00	0	0	0.00	
66 Haglund Kevin	5	0	5	4	3	75.00	66.67	2	1	10.53	
68 Backby Casper	8	2	6	7	1	14.29	100.00	1	1	5.26	
77 Malmström Linus	3	0	3	5	1	20.00	100.00	1	1	5.26	
97 Nilsberth Robin	0	0	0	0	0	0.00	0.00	0	0	0.00	
	95	16		81	40	49.38	47.50				

Shot Statistics



Germany

Overall



Sweden

bar	0	0.00 %	bar	0	0.00 %	bar	0	0.00 %
blocked	0	0.00 %	blocked	0	0.00 %	blocked	0	0.00 %
missed	0	0.00 %	missed	1	14.29 %	missed	0	0.00 %
on goal	0	0.00 %	on goal	6	85.71 %	on goal	0	0.00 %
Shots	0	0.00 %	Shots	7	21.21 %	Shots	0	0.00 %
Scores	0	0.00 %	Scores	0	0.00 %	Scores	0	0.00 %
bar	0	0.00 %	bar	0	0.00 %	bar	0	0.00 %
missed	1	20.00 %	blocked	2	20.00 %	missed	1	14.29 %
blocked	2	40.00 %	missed	3	30.00 %	blocked	2	28.57 %
on goal	2	40.00 %	on goal	5	50.00 %	on goal	4	57.14 %
Shots	5	15.15 %	Shots	10	30.30 %	Shots	7	21.21 %
Scores	0	0.00 %	Scores	3	75.00 %	Scores	1	25.00 %
bar	0	0.00 %	bar	0	0.00 %	bar	0	0.00 %
blocked	0	0.00 %	missed	0	0.00 %	on goal	0	0.00 %
missed	0	0.00 %	on goal	0	0.00 %	blocked	1	50.00 %
on goal	1	100.00 %	blocked	1	100.00 %	missed	1	50.00 %
Shots	1	3.03 %	Shots	1	3.03 %	Shots	2	6.06 %
Scores	0	0.00 %	Scores	0	0.00 %	Scores	0	0.00 %

blocked	0	0.00 %	bar	0	0.00 %	bar	0	0.00 %
missed	0	0.00 %	blocked	0	0.00 %	missed	0	0.00 %
on goal	0	0.00 %	missed	5	27.78 %	blocked	1	50.00 %
bar	1	100.00 %	on goal	13	72.22 %	on goal	1	50.00 %
Shots	1	1.23 %	Shots	18	22.22 %	Shots	2	2.47 %
Scores	0	0.00 %	Scores	7	36.84 %	Scores	0	0.00 %
bar	0	0.00 %	bar	0	0.00 %	bar	1	14.29 %
missed	1	5.26 %	blocked	6	26.09 %	on goal	1	14.29 %
blocked	5	26.32 %	missed	7	30.43 %	missed	2	28.57 %
on goal	13	68.42 %	on goal	10	43.48 %	blocked	3	42.86 %
Shots	19	23.46 %	Shots	23	28.40 %	Shots	7	8.64 %
Scores	6	31.58 %	Scores	5	26.32 %	Scores	0	0.00 %
bar	0	0.00 %	bar	0	0.00 %	bar	0	0.00 %
missed	0	0.00 %	missed	2	28.57 %	on goal	0	0.00 %
on goal	0	0.00 %	on goal	2	28.57 %	blocked	1	50.00 %
blocked	2	100.00 %	blocked	3	42.86 %	missed	1	50.00 %
Shots	2	2.47 %	Shots	7	8.64 %	Shots	2	2.47 %
Scores	0	0.00 %	Scores	1	5.26 %	Scores	0	0.00 %

bar	0	0.00 %
missed	7	21.21 %
blocked	8	24.24 %
on goal	18	54.55 %
Shots	33	
Scores	4	

bar	2	2.47 %
missed	18	22.22 %
blocked	21	25.93 %
on goal	40	49.38 %
Shots	81	
Scores	19	

Shot Statistics



Germany

1st Periode

Sweden



bar	0	0.00 %	bar	0	0.00 %	bar	0	0.00 %
blocked	0	0.00 %	blocked	0	0.00 %	blocked	0	0.00 %
missed	0	0.00 %	missed	1	25.00 %	missed	0	0.00 %
on goal	0	0.00 %	on goal	3	75.00 %	on goal	0	0.00 %
Shots	0	0.00 %	Shots	4	40.00 %	Shots	0	0.00 %
Scores	0	0.00 %	Scores	0	0.00 %	Scores	0	0.00 %

bar	0	0.00 %	bar	0	0.00 %	bar	0	0.00 %
missed	0	0.00 %	blocked	0	0.00 %	missed	0	0.00 %
on goal	0	0.00 %	on goal	0	0.00 %	blocked	1	33.33 %
blocked	1	100.00 %	missed	1	100.00 %	on goal	2	66.67 %
Shots	1	10.00 %	Shots	1	10.00 %	Shots	3	30.00 %
Scores	0	0.00 %	Scores	0	0.00 %	Scores	0	0.00 %

bar	0	0.00 %	bar	0	0.00 %	bar	0	0.00 %
blocked	0	0.00 %	blocked	0	0.00 %	missed	0	0.00 %
missed	0	0.00 %	missed	0	0.00 %	on goal	0	0.00 %
on goal	0	0.00 %	on goal	0	0.00 %	blocked	1	100.00 %
Shots	0	0.00 %	Shots	0	0.00 %	Shots	1	10.00 %
Scores	0	0.00 %	Scores	0	0.00 %	Scores	0	0.00 %

bar	0	0.00 %
missed	2	20.00 %
blocked	3	30.00 %
on goal	5	50.00 %
Shots	10	
Scores	0	

bar	0	0.00 %	bar	0	0.00 %	bar	0	0.00 %
blocked	0	0.00 %	blocked	0	0.00 %	missed	0	0.00 %
missed	0	0.00 %	on goal	1	33.33 %	blocked	1	50.00 %
on goal	0	0.00 %	missed	2	66.67 %	on goal	1	50.00 %
Shots	0	0.00 %	Shots	3	12.50 %	Shots	2	8.33 %
Scores	0	0.00 %	Scores	1	20.00 %	Scores	0	0.00 %

bar	0	0.00 %	bar	0	0.00 %	bar	0	0.00 %
blocked	1	11.11 %	blocked	0	0.00 %	missed	1	25.00 %
missed	1	11.11 %	missed	1	50.00 %	on goal	1	25.00 %
on goal	7	77.78 %	on goal	1	50.00 %	blocked	2	50.00 %
Shots	9	37.50 %	Shots	2	8.33 %	Shots	4	16.67 %
Scores	2	40.00 %	Scores	1	20.00 %	Scores	0	0.00 %

bar	0	0.00 %	bar	0	0.00 %	bar	0	0.00 %
missed	0	0.00 %	blocked	0	0.00 %	missed	0	0.00 %
on goal	0	0.00 %	missed	0	0.00 %	on goal	0	0.00 %
blocked	2	100.00 %	on goal	1	100.00 %	blocked	1	100.00 %
Shots	2	8.33 %	Shots	1	4.17 %	Shots	1	4.17 %
Scores	0	0.00 %	Scores	1	20.00 %	Scores	0	0.00 %

bar	0	0.00 %
missed	5	20.83 %
blocked	7	29.17 %
on goal	12	50.00 %
Shots	24	
Scores	5	

Shot Statistics



Germany

2nd Periode

Sweden



bar	0	0.00 %	bar	0	0.00 %	bar	0	0.00 %
blocked	0	0.00 %	blocked	0	0.00 %	blocked	0	0.00 %
missed	0	0.00 %	missed	0	0.00 %	missed	0	0.00 %
on goal	0	0.00 %	on goal	1	100.00 %	on goal	0	0.00 %
Shots	0	0.00 %	Shots	1	6.67 %	Shots	0	0.00 %
Scores	0	0.00 %	Scores	0	0.00 %	Scores	0	0.00 %
bar	0	0.00 %	bar	0	0.00 %	bar	0	0.00 %
blocked	1	25.00 %	blocked	1	14.29 %	missed	0	0.00 %
missed	1	25.00 %	missed	2	28.57 %	blocked	1	50.00 %
on goal	2	50.00 %	on goal	4	57.14 %	on goal	1	50.00 %
Shots	4	26.67 %	Shots	7	46.67 %	Shots	2	13.33 %
Scores	0	0.00 %	Scores	3	100.00 %	Scores	0	0.00 %
bar	0	0.00 %	bar	0	0.00 %	bar	0	0.00 %
blocked	0	0.00 %	missed	0	0.00 %	blocked	0	0.00 %
missed	0	0.00 %	on goal	0	0.00 %	missed	0	0.00 %
on goal	0	0.00 %	blocked	1	100.00 %	on goal	0	0.00 %
Shots	0	0.00 %	Shots	1	6.67 %	Shots	0	0.00 %
Scores	0	0.00 %	Scores	0	0.00 %	Scores	0	0.00 %

bar	0	0.00 %
missed	3	20.00 %
blocked	4	26.67 %
on goal	8	53.33 %
Shots	15	
Scores	3	

blocked	0	0.00 %	bar	0	0.00 %	bar	0	0.00 %
missed	0	0.00 %	blocked	0	0.00 %	blocked	0	0.00 %
on goal	0	0.00 %	missed	1	25.00 %	missed	0	0.00 %
bar	1	100.00 %	on goal	3	75.00 %	on goal	0	0.00 %
Shots	1	3.70 %	Shots	4	14.81 %	Shots	0	0.00 %
Scores	0	0.00 %	Scores	2	33.33 %	Scores	0	0.00 %
bar	0	0.00 %	bar	0	0.00 %	blocked	0	0.00 %
missed	0	0.00 %	blocked	3	25.00 %	on goal	0	0.00 %
blocked	1	33.33 %	missed	3	25.00 %	bar	1	50.00 %
on goal	2	66.67 %	on goal	6	50.00 %	missed	1	50.00 %
Shots	3	11.11 %	Shots	12	44.44 %	Shots	2	7.41 %
Scores	1	16.67 %	Scores	3	50.00 %	Scores	0	0.00 %
bar	0	0.00 %	bar	0	0.00 %	bar	0	0.00 %
blocked	0	0.00 %	on goal	0	0.00 %	blocked	0	0.00 %
missed	0	0.00 %	blocked	2	50.00 %	on goal	0	0.00 %
on goal	0	0.00 %	missed	2	50.00 %	missed	1	100.00 %
Shots	0	0.00 %	Shots	4	14.81 %	Shots	1	3.70 %
Scores	0	0.00 %	Scores	0	0.00 %	Scores	0	0.00 %

bar	2	7.41 %
blocked	6	22.22 %
missed	8	29.63 %
on goal	11	40.74 %
Shots	27	
Scores	6	

Shot Statistics



Germany

3rd Periode



Sweden

bar	0	0.00 %	bar	0	0.00 %	bar	0	0.00 %
blocked	0	0.00 %	blocked	0	0.00 %	blocked	0	0.00 %
missed	0	0.00 %	missed	0	0.00 %	missed	0	0.00 %
on goal	0	0.00 %	on goal	2	100.00 %	on goal	0	0.00 %
Shots	0	0.00 %	Shots	2	25.00 %	Shots	0	0.00 %
Scores	0	0.00 %	Scores	0	0.00 %	Scores	0	0.00 %
bar	0	0.00 %	bar	0	0.00 %	bar	0	0.00 %
blocked	0	0.00 %	missed	0	0.00 %	blocked	0	0.00 %
missed	0	0.00 %	blocked	1	50.00 %	missed	1	50.00 %
on goal	0	0.00 %	on goal	1	50.00 %	on goal	1	50.00 %
Shots	0	0.00 %	Shots	2	25.00 %	Shots	2	25.00 %
Scores	0	0.00 %	Scores	0	0.00 %	Scores	1	100.00 %
bar	0	0.00 %	bar	0	0.00 %	bar	0	0.00 %
blocked	0	0.00 %	blocked	0	0.00 %	blocked	0	0.00 %
missed	0	0.00 %	missed	0	0.00 %	on goal	0	0.00 %
on goal	1	100.00 %	on goal	0	0.00 %	missed	1	100.00 %
Shots	1	12.50 %	Shots	0	0.00 %	Shots	1	12.50 %
Scores	0	0.00 %	Scores	0	0.00 %	Scores	0	0.00 %

bar	0	0.00 %
blocked	1	12.50 %
missed	2	25.00 %
on goal	5	62.50 %
Shots	8	
Scores	1	

bar	0	0.00 %	bar	0	0.00 %	bar	0	0.00 %
blocked	0	0.00 %	blocked	0	0.00 %	blocked	0	0.00 %
missed	0	0.00 %	missed	2	18.18 %	missed	0	0.00 %
on goal	0	0.00 %	on goal	9	81.82 %	on goal	0	0.00 %
Shots	0	0.00 %	Shots	11	36.67 %	Shots	0	0.00 %
Scores	0	0.00 %	Scores	4	50.00 %	Scores	0	0.00 %
bar	0	0.00 %	bar	0	0.00 %	bar	0	0.00 %
missed	0	0.00 %	blocked	3	33.33 %	missed	0	0.00 %
blocked	3	42.86 %	missed	3	33.33 %	on goal	0	0.00 %
on goal	4	57.14 %	on goal	3	33.33 %	blocked	1	100.00 %
Shots	7	23.33 %	Shots	9	30.00 %	Shots	1	3.33 %
Scores	3	37.50 %	Scores	1	12.50 %	Scores	0	0.00 %
bar	0	0.00 %	bar	0	0.00 %	bar	0	0.00 %
blocked	0	0.00 %	missed	0	0.00 %	blocked	0	0.00 %
missed	0	0.00 %	blocked	1	50.00 %	missed	0	0.00 %
on goal	0	0.00 %	on goal	1	50.00 %	on goal	0	0.00 %
Shots	0	0.00 %	Shots	2	6.67 %	Shots	0	0.00 %
Scores	0	0.00 %	Scores	0	0.00 %	Scores	0	0.00 %

bar	0	0.00 %
missed	5	16.67 %
blocked	8	26.67 %
on goal	17	56.67 %
Shots	30	
Scores	8	

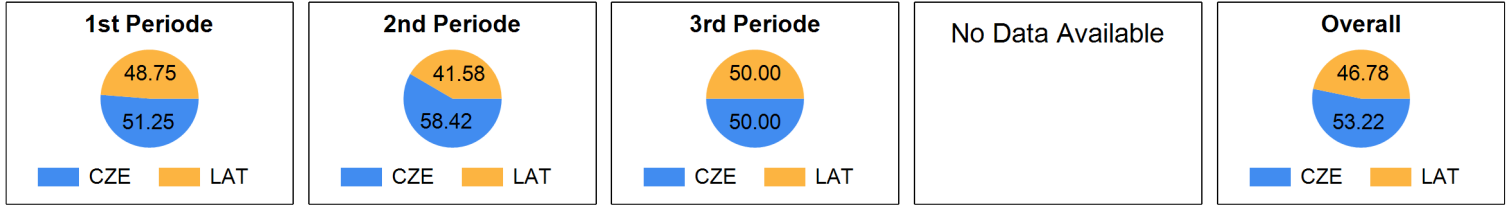
Game Statistics

November 5, 2022



Game Statistics

Possession



Czech Republic



6

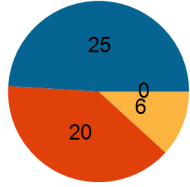
1st	3	0
2nd	1	2
3rd	2	1
ET	0	0

3

Latvia



Shots statistics



Legend: bar (blue), blocked (orange), missed (red), on goal (dark blue)

	1st	2nd	3rd	ET	Total
bar	0	0	0	0	0
blocked	0	3	3	0	6
missed	3	12	5	0	20
on goal	10	8	7	0	25
	13	23	15	0	51

Precision (%)	76.92	34.78	46.67	49.02
Efficiency (%)	30.00	12.50	28.57	24.00

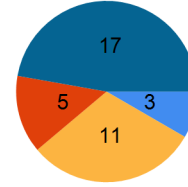
Goalkeeper statistic

	74 Lukáš Bauer	
	Shots	Saves
1st	1	1
	100.00%	
2nd	12	10
	83.33%	
3rd	4	3
	75.00%	
ET	0	0
	NaN	
Total	17	14
	82.35%	

Penaltytime statistics

	1st	2nd	3rd	Total	Goals
Power play	00:00	00:00	00:00	0	0
Box Play	00:00	02:08	00:00	02:08	0

Shots statistics



Legend: bar (blue), blocked (orange), missed (red), on goal (dark blue)

	1st	2nd	3rd	ET	Total
bar	2	1	0	0	3
blocked	3	5	3	0	11
missed	1	2	2	0	5
on goal	1	12	4	0	17
	7	20	9	0	36

Precision (%)	14.29	60.00	44.44	47.22
Efficiency (%)	0.00	16.67	25.00	17.65

Goalkeeper statistic

	89 Janis Salcevic	
	Shots	Saves
1st	10	7
	70.00%	
2nd	8	7
	87.50%	
3rd	6	5
	83.33%	
ET	0	0
	NaN	
Total	24	19
	79.17%	

Penaltytime statistics

	1st	2nd	3rd	Total	Goals
Power play	00:00	02:08	00:00	02:08	2
Box Play	00:00	00:00	00:00	0	0

Game Statistics

Game history

1st Periode

Time	Result	Team	Special Situation	#	Player	#	Assist	Speed
0:53	1-0	Czech Republic		11	Marek Beneš	13	Matěj Havlas	0.00
11:39	2-0	Czech Republic		13	Matěj Havlas	17	Ondřej Němeček	0.00
16:56	3-0	Czech Republic		13	Matěj Havlas	11	Marek Beneš	0.00

2nd Periode

Time	Result	Team	Special Situation	#	Player	#	Assist	Speed
27:17		Czech Republic	2' Holding	17	Ondřej Němeček			
29:08	3-1	Latvia	PowerPlay	16	Klavs Jansons	23	Andris Rajeckis	0.00
34:24		Czech Republic	2' Incorrect pushing	31	Josef Rýpar			
34:41	3-2	Latvia	PowerPlay	22	Peteris Trekse	21	Artis Raitums	0.00
36:54		Latvia	Penalty Shot	4	Morics Krumins			
36:54	4-2	Czech Republic	Penalty Shot	11	Marek Beneš			0.00

3rd Periode

Time	Result	Team	Special Situation	#	Player	#	Assist	Speed
40:54	4-3	Latvia		4	Morics Krumins	21	Artis Raitums	0.00
41:33	5-3	Czech Republic		31	Josef Rýpar	7	Adam Delong	0.00
58:12	6-3	Czech Republic	empty netter	6	Mikuláš Krbec	12	Filip Forman	0.00

Game Statistics

Czech Republic			Plus/Minus			Shots			Goals		
Player	+	-	balance	Total	on Goal	% on Goal	Efficiency (%)	scored	Assists	in %	
4 Punčochář Lukáš	2	1	1	3	2	66.67	0.00	0	0	0.00	
5 Kisugite Martin	0	0	0	0	0	0.00	0.00	0	0	0.00	
6 Krbec Mikuláš	2	1	1	3	3	100.00	33.33	1	0	16.67	
7 Delong Adam	2	0	2	4	1	25.00	0.00	0	1	0.00	
9 Hemerka Adam	3	2	1	3	2	66.67	0.00	0	0	0.00	
11 Beneš Marek	4	2	2	5	4	80.00	50.00	2	1	33.33	
12 Forman Filip	2	0	2	4	2	50.00	0.00	0	1	0.00	
13 Havlas Matěj	3	1	2	7	3	42.86	66.67	2	1	33.33	
15 Gruber Jakub	0	0	0	0	0	0.00	0.00	0	0	0.00	
16 Šindler Matyáš	0	0	0	1	0	0.00	0.00	0	0	0.00	
17 Němeček Ondřej	3	3	0	4	0	0.00	0.00	0	1	0.00	
18 Besta Jiří	0	0	0	0	0	0.00	0.00	0	0	0.00	
20 Tokoš Martin	0	0	0	6	2	33.33	0.00	0	0	0.00	
25 Ondrušek Tom	0	1	-1	1	1	100.00	0.00	0	0	0.00	
26 Kreysa Jonáš	0	0	0	0	0	0.00	0.00	0	0	0.00	
28 Jendrišák Matěj	0	0	0	1	1	100.00	0.00	0	0	0.00	
29 Langer Filip	3	2	1	6	3	50.00	0.00	0	0	0.00	
31 Rýpar Josef	2	2	0	3	1	33.33	100.00	1	0	16.67	
26	15			51	25	49.02	24.00				

Latvia			Plus/Minus			Shots			Goals		
Player	+	-	balance	Total	on Goal	% on Goal	Efficiency (%)	scored	Assists	in %	
2 Orste Ralfs	0	1	-1	1	1	100.00	0.00	0	0	0.00	
4 Krumins Morics	2	4	-2	4	1	25.00	100.00	1	0	33.33	
5 Tutans Oskars	0	1	-1	0	0	0.00	0.00	0	0	0.00	
7 Ragovskis Janis	1	1	0	1	0	0.00	0.00	0	0	0.00	
12 Savins Armands	1	1	0	2	1	50.00	0.00	0	0	0.00	
16 Jansons Klavs	0	2	-2	6	3	50.00	33.33	1	0	33.33	
19 Akmenlauks Toms	0	1	-1	1	1	100.00	0.00	0	0	0.00	
20 Griezitis Gustavs	0	0	0	0	0	0.00	0.00	0	0	0.00	
21 Raitums Artis	2	3	-1	1	0	0.00	0.00	0	2	0.00	
22 Trekse Peteris	2	3	-1	3	2	66.67	50.00	1	0	33.33	
23 Rajeckis Andris	1	1	0	2	1	50.00	0.00	0	1	0.00	
27 Purins Edgars	1	1	0	4	2	50.00	0.00	0	0	0.00	
33 Anis Daniels Janis	0	1	-1	1	0	0.00	0.00	0	0	0.00	
41 Jursevskis Arturs	2	3	-1	1	1	100.00	0.00	0	0	0.00	
58 Keišs Jēkabs	0	0	0	0	0	0.00	0.00	0	0	0.00	
61 Smits Kevins	1	1	0	5	2	40.00	0.00	0	0	0.00	
62 Kalnietis Valters	0	0	0	0	0	0.00	0.00	0	0	0.00	
88 Kovalevskis Rolands	2	3	-1	4	2	50.00	0.00	0	0	0.00	
15	27			36	17	47.22	17.65				

Shot Statistics



Czech Republic

Overall



Latvia

bar	0	0.00 %	bar	0	0.00 %	bar	0	0.00 %
blocked	0	0.00 %	blocked	0	0.00 %	blocked	0	0.00 %
missed	0	0.00 %	missed	1	7.69 %	missed	0	0.00 %
on goal	0	0.00 %	on goal	12	92.31 %	on goal	0	0.00 %
Shots	0	0.00 %	Shots	13	25.49 %	Shots	0	0.00 %
Scores	0	0.00 %	Scores	2	33.33 %	Scores	0	0.00 %

bar	0	0.00 %	bar	0	0.00 %	bar	0	0.00 %
blocked	2	18.18 %	blocked	2	13.33 %	on goal	0	0.00 %
on goal	4	36.36 %	missed	6	40.00 %	blocked	1	12.50 %
missed	5	45.45 %	on goal	7	46.67 %	missed	7	87.50 %
Shots	11	21.57 %	Shots	15	29.41 %	Shots	8	15.69 %
Scores	1	16.67 %	Scores	3	50.00 %	Scores	0	0.00 %

bar	0	0.00 %	bar	0	0.00 %	bar	0	0.00 %
blocked	0	0.00 %	missed	0	0.00 %	blocked	0	0.00 %
on goal	0	0.00 %	blocked	1	50.00 %	missed	0	0.00 %
missed	1	100.00 %	on goal	1	50.00 %	on goal	1	100.00 %
Shots	1	1.96 %	Shots	2	3.92 %	Shots	1	1.96 %
Scores	0	0.00 %	Scores	0	0.00 %	Scores	0	0.00 %

bar	0	0.00 %
blocked	6	11.76 %
missed	20	39.22 %
on goal	25	49.02 %
Shots	51	
Scores	6	

bar	0	0.00 %	bar	0	0.00 %	bar	0	0.00 %
blocked	0	0.00 %	blocked	0	0.00 %	blocked	0	0.00 %
missed	0	0.00 %	missed	0	0.00 %	missed	0	0.00 %
on goal	1	100.00 %	on goal	3	100.00 %	on goal	0	0.00 %
Shots	1	2.78 %	Shots	3	8.33 %	Shots	0	0.00 %
Scores	0	0.00 %	Scores	1	33.33 %	Scores	0	0.00 %

bar	0	0.00 %	bar	0	0.00 %	bar	1	12.50 %
blocked	1	14.29 %	missed	0	0.00 %	missed	1	12.50 %
missed	2	28.57 %	blocked	2	28.57 %	blocked	3	37.50 %
on goal	4	57.14 %	on goal	5	71.43 %	on goal	3	37.50 %
Shots	7	19.44 %	Shots	7	19.44 %	Shots	8	22.22 %
Scores	1	33.33 %	Scores	1	33.33 %	Scores	0	0.00 %

on goal	0	0.00 %	bar	0	0.00 %	bar	0	0.00 %
blocked	1	25.00 %	missed	1	20.00 %	missed	0	0.00 %
missed	1	25.00 %	on goal	1	20.00 %	on goal	0	0.00 %
bar	2	50.00 %	blocked	3	60.00 %	blocked	1	100.00 %
Shots	4	11.11 %	Shots	5	13.89 %	Shots	1	2.78 %
Scores	0	0.00 %	Scores	0	0.00 %	Scores	0	0.00 %

bar	3	8.33 %
missed	5	13.89 %
blocked	11	30.56 %
on goal	17	47.22 %
Shots	36	
Scores	3	


Shot Statistics



Czech Republic

1st Periode

Latvia



bar	0	0.00 %	bar	0	0.00 %	bar	0	0.00 %
blocked	0	0.00 %	blocked	0	0.00 %	blocked	0	0.00 %
missed	0	0.00 %	missed	0	0.00 %	missed	0	0.00 %
on goal	0	0.00 %	on goal	5	100.00 %	on goal	0	0.00 %
Shots	0	0.00 %	Shots	5	38.46 %	Shots	0	0.00 %
Scores	0	0.00 %	Scores	1	33.33 %	Scores	0	0.00 %
bar	0	0.00 %	bar	0	0.00 %	bar	0	0.00 %
blocked	0	0.00 %	blocked	0	0.00 %	blocked	0	0.00 %
missed	1	50.00 %	missed	0	0.00 %	on goal	0	0.00 %
on goal	1	50.00 %	on goal	3	100.00 %	missed	2	100.00 %
Shots	2	15.38 %	Shots	3	23.08 %	Shots	2	15.38 %
Scores	0	0.00 %	Scores	2	66.67 %	Scores	0	0.00 %
bar	0	0.00 %	bar	0	0.00 %	bar	0	0.00 %
blocked	0	0.00 %	blocked	0	0.00 %	blocked	0	0.00 %
missed	0	0.00 %	missed	0	0.00 %	missed	0	0.00 %
on goal	0	0.00 %	on goal	0	0.00 %	on goal	1	100.00 %
Shots	0	0.00 %	Shots	0	0.00 %	Shots	1	7.69 %
Scores	0	0.00 %	Scores	0	0.00 %	Scores	0	0.00 %

bar	0	0.00 %	bar	0	0.00 %	bar	0	0.00 %
blocked	0	0.00 %	blocked	0	0.00 %	blocked	0	0.00 %
missed	0	0.00 %	missed	0	0.00 %	missed	0	0.00 %
on goal	0	0.00 %	on goal	0	0.00 %	on goal	0	0.00 %
Shots	0	0.00 %	Shots	0	0.00 %	Shots	0	0.00 %
Scores	0	0.00 %	Scores	0	0.00 %	Scores	0	0.00 %
bar	0	0.00 %	bar	0	0.00 %	bar	0	0.00 %
blocked	0	0.00 %	missed	0	0.00 %	blocked	0	0.00 %
missed	1	50.00 %	on goal	0	0.00 %	missed	0	0.00 %
on goal	1	50.00 %	blocked	1	100.00 %	on goal	0	0.00 %
Shots	2	28.57 %	Shots	1	14.29 %	Shots	0	0.00 %
Scores	0	0.00 %	Scores	0	0.00 %	Scores	0	0.00 %
missed	0	0.00 %	bar	0	0.00 %	bar	0	0.00 %
on goal	0	0.00 %	missed	0	0.00 %	blocked	0	0.00 %
blocked	1	33.33 %	on goal	0	0.00 %	missed	0	0.00 %
bar	2	66.67 %	blocked	1	100.00 %	on goal	0	0.00 %
Shots	3	42.86 %	Shots	1	14.29 %	Shots	0	0.00 %
Scores	0	0.00 %	Scores	0	0.00 %	Scores	0	0.00 %

bar	0	0.00 %
blocked	0	0.00 %
missed	3	23.08 %
on goal	10	76.92 %
Shots	13	
Scores	3	

missed	1	14.29 %
on goal	1	14.29 %
bar	2	28.57 %
blocked	3	42.86 %
Shots	7	
Scores	0	


Shot Statistics



Czech Republic

2nd Periode

Latvia



bar	0	0.00 %	bar	0	0.00 %	bar	0	0.00 %
blocked	0	0.00 %	blocked	0	0.00 %	blocked	0	0.00 %
missed	0	0.00 %	missed	1	20.00 %	missed	0	0.00 %
on goal	0	0.00 %	on goal	4	80.00 %	on goal	0	0.00 %
Shots	0	0.00 %	Shots	5	21.74 %	Shots	0	0.00 %
Scores	0	0.00 %	Scores	1	100.00 %	Scores	0	0.00 %

bar	0	0.00 %	bar	0	0.00 %	bar	0	0.00 %
blocked	1	20.00 %	blocked	2	25.00 %	blocked	0	0.00 %
on goal	1	20.00 %	on goal	2	25.00 %	on goal	0	0.00 %
missed	3	60.00 %	missed	4	50.00 %	missed	3	100.00 %
Shots	5	21.74 %	Shots	8	34.78 %	Shots	3	13.04 %
Scores	0	0.00 %	Scores	0	0.00 %	Scores	0	0.00 %

bar	0	0.00 %	bar	0	0.00 %	bar	0	0.00 %
blocked	0	0.00 %	blocked	0	0.00 %	blocked	0	0.00 %
on goal	0	0.00 %	missed	0	0.00 %	missed	0	0.00 %
missed	1	100.00 %	on goal	1	100.00 %	on goal	0	0.00 %
Shots	1	4.35 %	Shots	1	4.35 %	Shots	0	0.00 %
Scores	0	0.00 %	Scores	0	0.00 %	Scores	0	0.00 %

bar	0	0.00 %
blocked	3	13.04 %
on goal	8	34.78 %
missed	12	52.17 %
Shots	23	
Scores	1	

bar	0	0.00 %	bar	0	0.00 %	bar	0	0.00 %
blocked	0	0.00 %	blocked	0	0.00 %	blocked	0	0.00 %
missed	0	0.00 %	missed	0	0.00 %	missed	0	0.00 %
on goal	1	100.00 %	on goal	2	100.00 %	on goal	0	0.00 %
Shots	1	5.00 %	Shots	2	10.00 %	Shots	0	0.00 %
Scores	0	0.00 %	Scores	0	0.00 %	Scores	0	0.00 %

bar	0	0.00 %	bar	0	0.00 %	bar	1	14.29 %
blocked	0	0.00 %	missed	0	0.00 %	missed	1	14.29 %
missed	1	25.00 %	blocked	1	20.00 %	on goal	2	28.57 %
on goal	3	75.00 %	on goal	4	80.00 %	blocked	3	42.86 %
Shots	4	20.00 %	Shots	5	25.00 %	Shots	7	35.00 %
Scores	1	50.00 %	Scores	1	50.00 %	Scores	0	0.00 %

bar	0	0.00 %	bar	0	0.00 %	bar	0	0.00 %
blocked	0	0.00 %	blocked	0	0.00 %	missed	0	0.00 %
missed	0	0.00 %	missed	0	0.00 %	on goal	0	0.00 %
on goal	0	0.00 %	on goal	0	0.00 %	blocked	1	100.00 %
Shots	0	0.00 %	Shots	0	0.00 %	Shots	1	5.00 %
Scores	0	0.00 %	Scores	0	0.00 %	Scores	0	0.00 %


bar	1	5.00 %
missed	2	10.00 %
blocked	5	25.00 %
on goal	12	60.00 %
Shots	20	
Scores	2	

Shot Statistics



Czech Republic

3rd Periode



Latvia

bar	0	0.00 %	bar	0	0.00 %	bar	0	0.00 %
blocked	0	0.00 %	blocked	0	0.00 %	blocked	0	0.00 %
missed	0	0.00 %	missed	0	0.00 %	missed	0	0.00 %
on goal	0	0.00 %	on goal	3	100.00 %	on goal	0	0.00 %
Shots	0	0.00 %	Shots	3	20.00 %	Shots	0	0.00 %
Scores	0	0.00 %	Scores	0	0.00 %	Scores	0	0.00 %
bar	0	0.00 %	bar	0	0.00 %	bar	0	0.00 %
blocked	1	25.00 %	blocked	0	0.00 %	on goal	0	0.00 %
missed	1	25.00 %	missed	2	50.00 %	blocked	1	33.33 %
on goal	2	50.00 %	on goal	2	50.00 %	missed	2	66.67 %
Shots	4	26.67 %	Shots	4	26.67 %	Shots	3	20.00 %
Scores	1	50.00 %	Scores	1	50.00 %	Scores	0	0.00 %
bar	0	0.00 %	bar	0	0.00 %	bar	0	0.00 %
blocked	0	0.00 %	missed	0	0.00 %	blocked	0	0.00 %
missed	0	0.00 %	on goal	0	0.00 %	missed	0	0.00 %
on goal	0	0.00 %	blocked	1	100.00 %	on goal	0	0.00 %
Shots	0	0.00 %	Shots	1	6.67 %	Shots	0	0.00 %
Scores	0	0.00 %	Scores	0	0.00 %	Scores	0	0.00 %

bar	0	0.00 %
blocked	3	20.00 %
missed	5	33.33 %
on goal	7	46.67 %
Shots	15	
Scores	2	

bar	0	0.00 %	bar	0	0.00 %	bar	0	0.00 %
blocked	0	0.00 %	blocked	0	0.00 %	blocked	0	0.00 %
missed	0	0.00 %	missed	0	0.00 %	missed	0	0.00 %
on goal	0	0.00 %	on goal	1	100.00 %	on goal	0	0.00 %
Shots	0	0.00 %	Shots	1	11.11 %	Shots	0	0.00 %
Scores	0	0.00 %	Scores	1	100.00 %	Scores	0	0.00 %
bar	0	0.00 %	bar	0	0.00 %	bar	0	0.00 %
missed	0	0.00 %	blocked	0	0.00 %	blocked	0	0.00 %
on goal	0	0.00 %	missed	0	0.00 %	missed	0	0.00 %
blocked	1	100.00 %	on goal	1	100.00 %	on goal	1	100.00 %
Shots	1	11.11 %	Shots	1	11.11 %	Shots	1	11.11 %
Scores	0	0.00 %	Scores	0	0.00 %	Scores	0	0.00 %
bar	0	0.00 %	bar	0	0.00 %	bar	0	0.00 %
blocked	0	0.00 %	missed	1	25.00 %	blocked	0	0.00 %
on goal	0	0.00 %	on goal	1	25.00 %	missed	0	0.00 %
missed	1	100.00 %	blocked	2	50.00 %	on goal	0	0.00 %
Shots	1	11.11 %	Shots	4	44.44 %	Shots	0	0.00 %
Scores	0	0.00 %	Scores	0	0.00 %	Scores	0	0.00 %

bar	0	0.00 %
missed	2	22.22 %
blocked	3	33.33 %
on goal	4	44.44 %
Shots	9	
Scores	1	