



# Team Statistics

## Spiele

| 25.02.2017 Partie                                  | Zuschauer | in %   | Resultat | Dauer |
|--|-----------|--------|----------|-------|
| 09:15:00 UHC Oenkingen - Unihockey Berner Oberland | 623       | 100.00 | 17 : 11  | 01:51 |

Tagestotal **623** **100.00**

**623**

## Team Statistik

| Team                      | Spiele<br>gespielt | Schüsse    |           |              |               | Tore      |       | Bullies   |          |       | Strafen     |       |                 |
|---------------------------|--------------------|------------|-----------|--------------|---------------|-----------|-------|-----------|----------|-------|-------------|-------|-----------------|
|                           |                    | Total      | auf's Tor | % auf's Tor  | Effizienz (%) | erzielt   | in %  | Total     | gewonnen | in %  | Total (min) | in %  | Total (Min eff) |
| UHC Oenkingen             | 1                  | 79         | 33        | 41.77        | 51.52         | 17        | 60.71 | 37        | 12       | 32.43 | 2           | 50.00 | 00:00:37:000    |
| Unihockey Berner Oberland | 1                  | 93         | 29        | 31.18        | 37.93         | 11        | 39.29 | 36        | 25       | 69.44 | 2           | 50.00 | 00:01:38:000    |
|                           |                    | <b>172</b> | <b>62</b> | <b>36.05</b> | <b>45.16</b>  | <b>28</b> |       | <b>73</b> |          |       | <b>4</b>    |       |                 |

## Unihockey Berner Oberland

|               | Tore erzielt | Tore erhalten | Strafminuten |
|---------------|--------------|---------------|--------------|
| Teamübersicht | 11           | 17            | 2            |

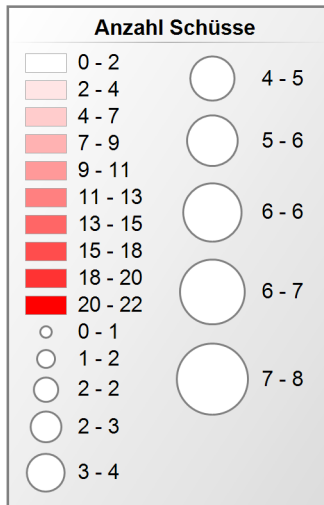
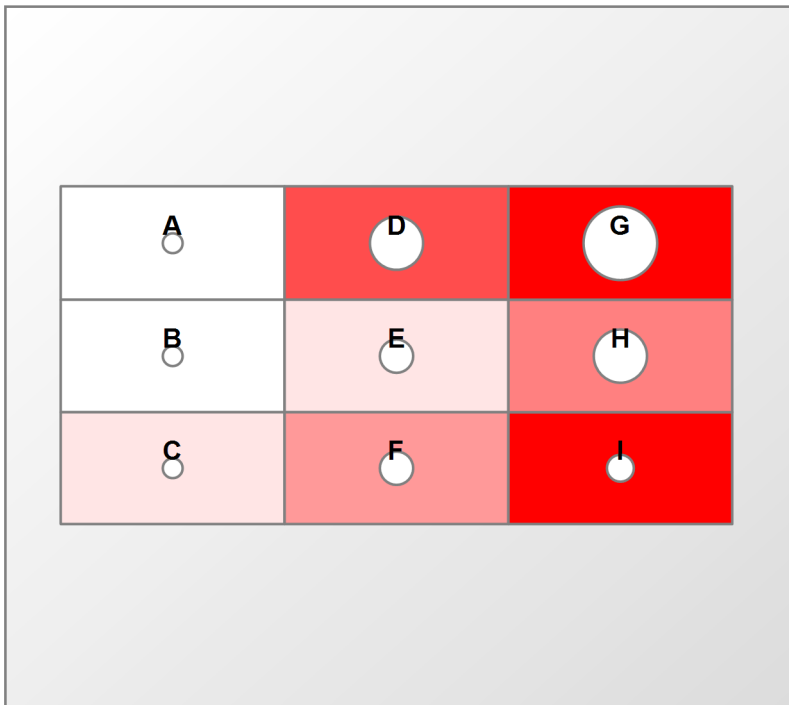


| Spieler/in              | Spiele<br>gespielt | Plus/Minus |    |        |        |        | Schüsse   |           |              |               | Tore    |         |       | Bullies   |           |              | Strafen     |        |
|-------------------------|--------------------|------------|----|--------|--------|--------|-----------|-----------|--------------|---------------|---------|---------|-------|-----------|-----------|--------------|-------------|--------|
|                         |                    | +          | -  | Bilanz | + in % | - in % | Total     | auf's Tor | % auf's Tor  | Effizienz (%) | erzielt | Assists | in %  | Total     | gewonnen  | in %         | Total (min) | in %   |
| 33 Seiler Regula        | 1                  | 5          | 10 | -5     | 45.45  | 58.82  | 25        | 9         | 36.00        | 33.33         | 3       | 2       | 27.27 | 3         | 3         | 100.00       | 0           | 0.00   |
| 66 Egli Monika          | 1                  | 6          | 7  | -1     | 54.55  | 41.18  | 20        | 7         | 35.00        | 42.86         | 3       | 1       | 27.27 | 22        | 15        | 68.18        | 0           | 0.00   |
| 22 Schäfer Angea        | 1                  | 6          | 9  | -3     | 54.55  | 52.94  | 15        | 4         | 26.67        | 50.00         | 2       | 0       | 18.18 | 0         | 0         | 0.00         | 2           | 100.00 |
| 88 Haldemann Karin      | 1                  | 5          | 6  | -1     | 45.45  | 35.29  | 9         | 4         | 44.44        | 25.00         | 1       | 1       | 9.09  | 3         | 2         | 66.67        | 0           | 0.00   |
| 55 Gerber Tiffany       | 1                  | 5          | 8  | -3     | 45.45  | 47.06  | 11        | 1         | 9.09         | 100.00        | 1       | 0       | 9.09  | 7         | 5         | 71.43        | 0           | 0.00   |
| 11 Güngerich Melanie    | 1                  | 2          | 3  | -1     | 18.18  | 17.65  | 3         | 2         | 66.67        | 50.00         | 1       | 0       | 9.09  | 1         | 0         | 0.00         | 0           | 0.00   |
| 12 Künzli Pia           | 1                  | 0          | 1  | -1     | 0.00   | 5.88   | 2         | 0         | 0.00         | 0.00          | 0       | 0       | 0.00  | 0         | 0         | 0.00         | 0           | 0.00   |
| 44 Kupferschmied Andrea | 1                  | 0          | 0  | 0      | 0.00   | 0.00   | 0         | 0         | 0.00         | 0.00          | 0       | 0       | 0.00  | 0         | 0         | 0.00         | 0           | 0.00   |
| 77 Thöni Sonja          | 1                  | 0          | 0  | 0      | 0.00   | 0.00   | 0         | 0         | 0.00         | 0.00          | 0       | 0       | 0.00  | 0         | 0         | 0.00         | 0           | 0.00   |
| 99 Ziörjen Angela       | 1                  | 4          | 8  | -4     | 36.36  | 47.06  | 8         | 2         | 25.00        | 0.00          | 0       | 0       | 0.00  | 0         | 0         | 0.00         | 0           | 0.00   |
|                         |                    |            |    |        |        |        | <b>93</b> | <b>29</b> | <b>31.18</b> | <b>37.93</b>  |         |         |       | <b>36</b> | <b>25</b> | <b>69.44</b> | <b>2</b>    |        |



# Team Statistics

## Schussverteilung und Schüsse auf's Tor



| Zone (Fields)     | A | B | C | D  | E | F  | G  | H  | I  | Total |
|-------------------|---|---|---|----|---|----|----|----|----|-------|
| Total             | 2 | 1 | 3 | 16 | 4 | 11 | 22 | 13 | 21 | 93    |
| on Goal (Circles) | 1 | 1 | 1 | 5  | 3 | 3  | 8  | 5  | 2  | 29    |





# Team Statistics

|                   | Abwehr     |           |          |          |           | Tor erhalten |                |            |          |          |              |                |          | Total     | Saves     | Saves in % |              |
|-------------------|------------|-----------|----------|----------|-----------|--------------|----------------|------------|----------|----------|--------------|----------------|----------|-----------|-----------|------------|--------------|
|                   | Fuss/Beine | Hand/Arm  | Körper   | Maske    | Total     | hintern Tor  | keine Reaktion | Überspielt | Umspielt | verpasst | Verschiebung | zwischen Beine | Total    |           |           |            |              |
| 21 Sandra Dähler  | 0          | 12        | 3        | 1        | 16        | 0            | 2              | 4          | 2        | 0        | 5            | 3              | 0        | 16        | 32        | 16         | 50.00        |
| 27 Andrea Schmutz | 0          | 0         | 0        | 0        | 0         | 0            | 0              | 0          | 0        | 0        | 0            | 0              | 0        | 0         | 0         | 0          | 0.00         |
| <b>Total</b>      | <b>0</b>   | <b>12</b> | <b>3</b> | <b>1</b> | <b>16</b> | <b>0</b>     | <b>2</b>       | <b>4</b>   | <b>2</b> | <b>0</b> | <b>5</b>     | <b>3</b>       | <b>0</b> | <b>16</b> | <b>32</b> | <b>16</b>  | <b>50.00</b> |

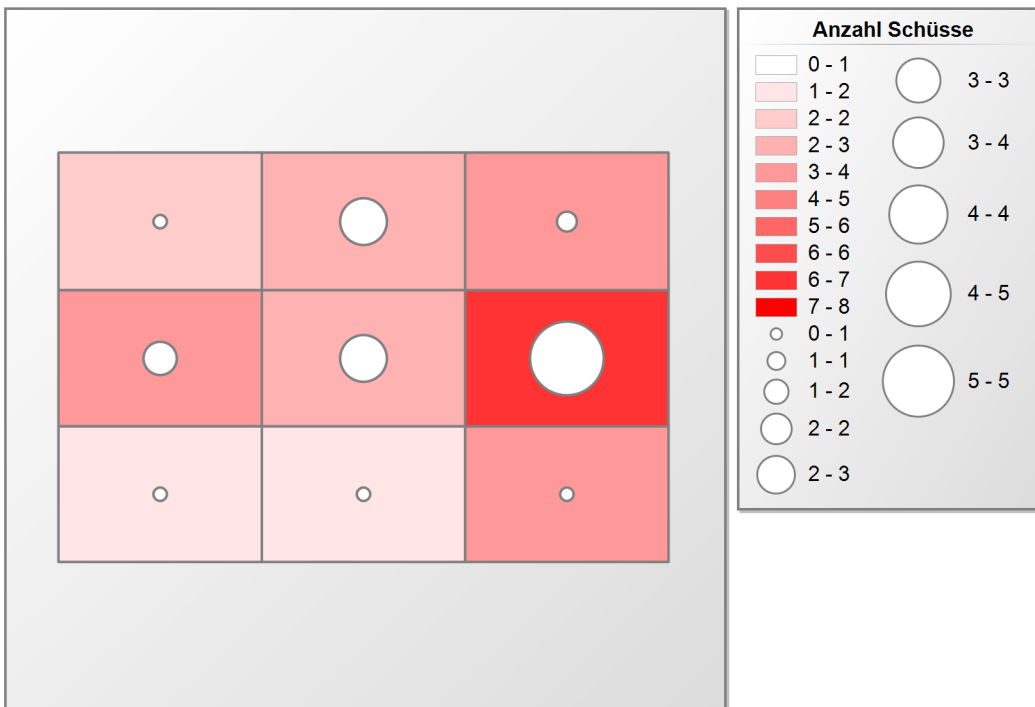


# Team Statistics



|                  | Abwehr    |          |          |           | Tor erhalten |                |            |          |              |           | Total     | Saves     | Saves in %   |
|------------------|-----------|----------|----------|-----------|--------------|----------------|------------|----------|--------------|-----------|-----------|-----------|--------------|
|                  | Hand/Arm  | Körper   | Maske    | Total     | hintern Tor  | keine Reaktion | Überspielt | verpasst | Verschiebung | Total     |           |           |              |
| 21 Sandra Dähler | 10        | 3        | 1        | 14        | 2            | 4              | 2          | 4        | 3            | 15        | 29        | 14        | 48.28        |
| <b>Total</b>     | <b>10</b> | <b>3</b> | <b>1</b> | <b>14</b> | <b>2</b>     | <b>4</b>       | <b>2</b>   | <b>4</b> | <b>3</b>     | <b>15</b> | <b>29</b> | <b>14</b> | <b>48.28</b> |

Schüsse und Saves



Erhaltene Tore und Schüsse

