



# Event Statistics - U19

November 6, 2016



## Games

04.11.2016 Game	Spectators	in %	Result	Duration
14:00:00 Finland U19 - Sweden U19	105	9.35	6 : 4	01:59:00
14:00:00 Switzerland U19 - Czech Republic U19	324	28.85	8 : 7	01:53:00

**Day total**    **429**    **38.20**

05.11.2016 Game	Spectators	in %	Result	Duration
12:00:00 Czech Republic U19 - Finland U19	114	10.15	1 : 8	01:47:00
12:00:00 Switzerland U19 - Sweden U19	236	21.02	1 : 8	01:44:00

**Day total**    **350**    **31.17**

06.11.2016 Game	Spectators	in %	Result	Duration
11:00:00 Sweden U19 - Czech Republic U19	65	5.79	9 : 3	01:51:00
14:00:00 Switzerland U19 - Finland U19	279	24.84	4 : 8	02:02:00

**Day total**    **344**    **30.63**

**1'123**

Team	Games played	Shots				Goals		Bullies			Penalties		
		Total	on Goal	% on Goal	Efficiency (%)	scored	in %	Total	won	in %	Total (min)	in %	Total (min eff.)
Czech Republic U19	3	142	55	38.73	20.00	11	16.42	53	31	58.49	14	35.00	00:09:38
Finland U19	3	158	69	43.67	31.88	22	32.84	38	19	50.00	12	30.00	00:09:15
Sweden U19	3	205	87	42.44	24.14	21	31.34	30	17	56.67	6	15.00	00:06:00
Switzerland U19	3	110	34	30.91	38.24	13	19.40	50	20	40.00	8	20.00	00:07:33
		<b>615</b>	<b>245</b>	<b>39.84</b>	<b>27.35</b>	<b>67</b>		<b>171</b>			<b>40</b>		

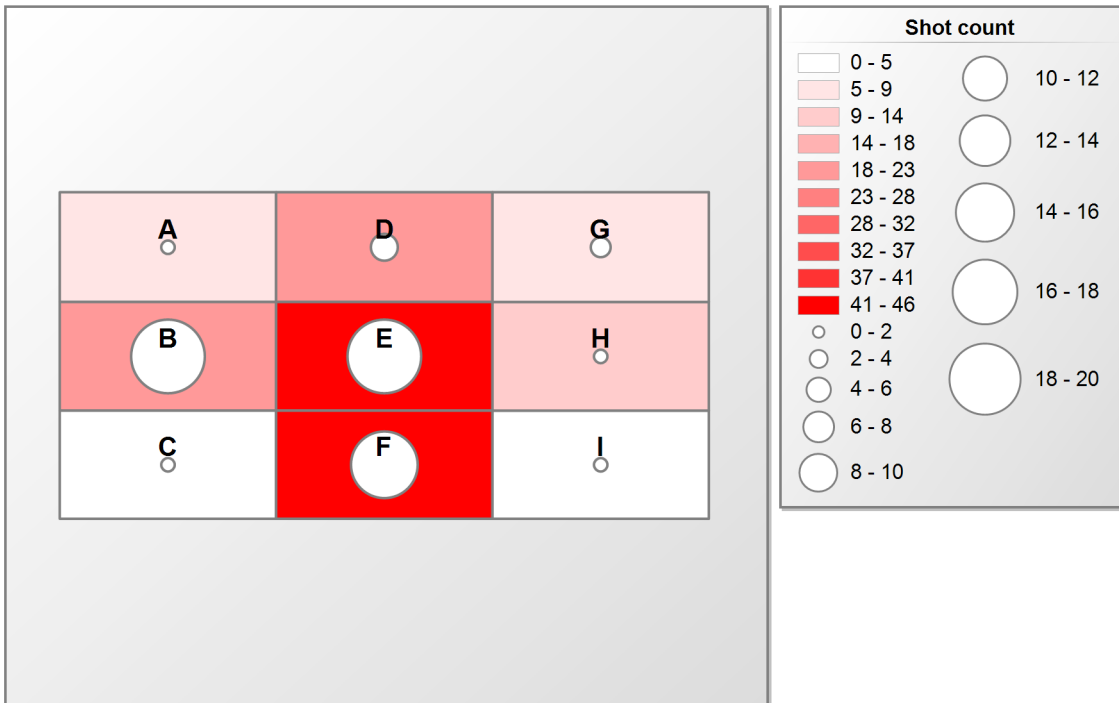
## Finland U19



	Goals achieved	Goals get	penalty minutes
Team overview	22	9	12

Player	Games played	Plus/Minus					Shots				Goals			Bullies			Penalties	
		+	-	balance	+ in %	- in %	Total	on Goal	% on Goal	Efficiency (%)	scored	Assists	in %	Total	won	in %	Total (min)	in %
4 Holmberg Fanny	3	8	2	6	36.36	22.22	12	4	33.33	50.00	2	3	9.09	1	0	0.00	0	0.00
21 Vanhanen Elina	3	9	3	6	40.91	33.33	14	7	50.00	14.29	1	4	4.55	1	1	100.00	0	0.00
9 Markelin Daniela	3	5	2	3	22.73	22.22	11	6	54.55	50.00	3	1	13.64	3	2	66.67	0	0.00
17 Nordman Taru	3	6	0	6	27.27	0.00	8	6	75.00	50.00	3	1	13.64	8	7	87.50	0	0.00
8 Ranta Salla	3	8	2	6	36.36	22.22	9	5	55.56	40.00	2	2	9.09	0	0	0.00	0	0.00
7 Saario Jenna	3	9	2	7	40.91	22.22	19	8	42.11	12.50	1	3	4.55	1	0	0.00	0	0.00
27 Latvala Iina	3	7	2	5	31.82	22.22	12	5	41.67	40.00	2	1	9.09	0	0	0.00	2	16.67
23 Ruokostenpohja Jenna	3	4	2	2	18.18	22.22	6	2	33.33	50.00	1	2	4.55	1	0	0.00	2	16.67
16 Sällström Trine	3	8	3	5	36.36	33.33	9	5	55.56	40.00	2	0	9.09	1	1	100.00	0	0.00
11 Aho Tuulia	3	4	1	3	18.18	11.11	16	9	56.25	22.22	2	0	9.09	0	0	0.00	0	0.00
15 Räsänen Roosa	3	4	2	2	18.18	22.22	6	1	16.67	0.00	0	2	0.00	0	0	0.00	0	0.00
20 Hapuoja Emmiina	3	9	2	7	40.91	22.22	8	1	12.50	100.00	1	0	4.55	1	0	0.00	0	0.00
25 Virkkunen Jonna	3	0	1	-1	0.00	11.11	5	1	20.00	100.00	1	0	4.55	1	1	100.00	2	16.67
18 Levälampi Annina	3	9	3	6	40.91	33.33	7	2	28.57	50.00	1	0	4.55	9	2	22.22	4	33.33
24 Saarikoski Milja-Maria	3	3	2	1	13.64	22.22	1	1	100.00	0.00	0	1	0.00	6	1	16.67	0	0.00
6 Westerlund Daniela	3	9	3	6	40.91	33.33	3	1	33.33	0.00	0	0	0.00	5	4	80.00	2	16.67
10 Lindström Matilda	3	3	2	1	13.64	22.22	11	5	45.45	0.00	0	0	0.00	0	0	0.00	0	0.00
12 Kaila Emma	2	1	0	1	4.55	0.00	1	0	0.00	0.00	0	0	0.00	0	0	0.00	0	0.00
							<b>158</b>	<b>69</b>	<b>43.67</b>	<b>31.88</b>				<b>38</b>	<b>19</b>	<b>50.00</b>	<b>12</b>	

## Short distribution and shots on goal



Zone (Fields)	A	B	C	D	E	F	G	H	I	Total
Total	5	23	1	19	46	42	6	12	4	158
on Goal (Circles)	1	19	1	5	20	18	4	1	0	69

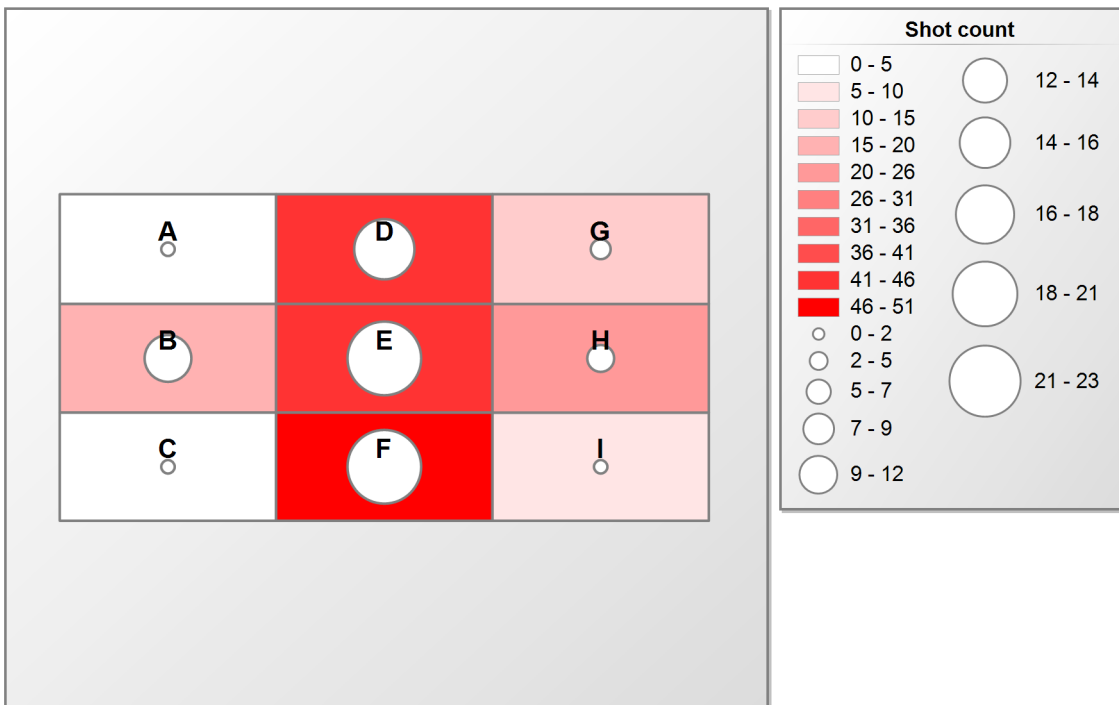
## Sweden U19



	Goals achieved	Goals get	penalty minutes
Team overview	21	10	6

Player	Games played	Plus/Minus					Shots				Goals			Bullies			Penalties	
		+	-	balance	+ in %	- in %	Total	on Goal	% on Goal	Efficiency (%)	scored	Assists	in %	Total	won	in %	Total (min)	in %
23 Ahlstrand Frida	3	10	5	5	47.62	50.00	36	13	36.11	38.46	5	2	23.81	10	8	80.00	0	0.00
6 Sjöberg Jonna	3	9	1	8	42.86	10.00	29	10	34.48	40.00	4	1	19.05	0	0	0.00	0	0.00
10 Svensson Ellen	3	11	1	10	52.38	10.00	30	12	40.00	25.00	3	1	14.29	4	1	25.00	0	0.00
24 Gustafsson Therese	2	7	0	7	33.33	0.00	10	4	40.00	50.00	2	2	9.52	5	3	60.00	0	0.00
12 Eriksson Tova	3	3	4	-1	14.29	40.00	20	8	40.00	25.00	2	2	9.52	2	1	50.00	4	66.67
11 Wälinder Josefine	3	5	4	1	23.81	40.00	14	6	42.86	0.00	0	4	0.00	1	0	0.00	0	0.00
14 Forsmark Felicia	3	7	3	4	33.33	30.00	5	4	80.00	50.00	2	1	9.52	0	0	0.00	0	0.00
8 Berggren Amanda	2	3	5	-2	14.29	50.00	6	2	33.33	0.00	0	2	0.00	0	0	0.00	0	0.00
19 Svan Frida	3	3	0	3	14.29	0.00	4	3	75.00	33.33	1	0	4.76	4	2	50.00	0	0.00
22 Sundvall Alma	2	7	1	6	33.33	10.00	8	4	50.00	25.00	1	0	4.76	0	0	0.00	0	0.00
16 Roos Izabell	3	6	0	6	28.57	0.00	7	5	71.43	20.00	1	0	4.76	1	0	0.00	0	0.00
2 Gustafsson Sara	2	1	1	0	4.76	10.00	0	0	0.00	0.00	0	1	0.00	0	0	0.00	0	0.00
3 Claeson Andrea	3	9	4	5	42.86	40.00	1	0	0.00	0.00	0	1	0.00	0	0	0.00	0	0.00
9 Nordmark Alva	3	3	5	-2	14.29	50.00	0	0	0.00	0.00	0	1	0.00	0	0	0.00	0	0.00
25 Nybjörk Alva	3	2	2	0	9.52	20.00	6	2	33.33	0.00	0	1	0.00	1	1	100.00	0	0.00
5 Danielsson Klara	2	0	4	-4	0.00	40.00	7	6	85.71	0.00	0	0	0.00	0	0	0.00	0	0.00
7 Aggestål Myra	3	4	4	0	19.05	40.00	7	2	28.57	0.00	0	0	0.00	0	0	0.00	0	0.00
15 Wetterström Amanda	3	6	2	4	28.57	20.00	4	2	50.00	0.00	0	0	0.00	0	0	0.00	0	0.00
21 Boström Amanda	2	5	0	5	23.81	0.00	2	1	50.00	0.00	0	0	0.00	1	1	100.00	0	0.00
28 Strandberg Gabriella	3	3	4	-1	14.29	40.00	8	3	37.50	0.00	0	0	0.00	1	0	0.00	2	33.33
							<b>204</b>	<b>87</b>	<b>42.65</b>	<b>24.14</b>				<b>30</b>	<b>17</b>	<b>56.67</b>	<b>6</b>	

## Short distribution and shots on goal



Zone (Fields)	A	B	C	D	E	F	G	H	I	Total
Total	4	17	5	42	44	51	12	23	7	205
on Goal (Circles)	2	13	2	17	23	21	4	5	0	87

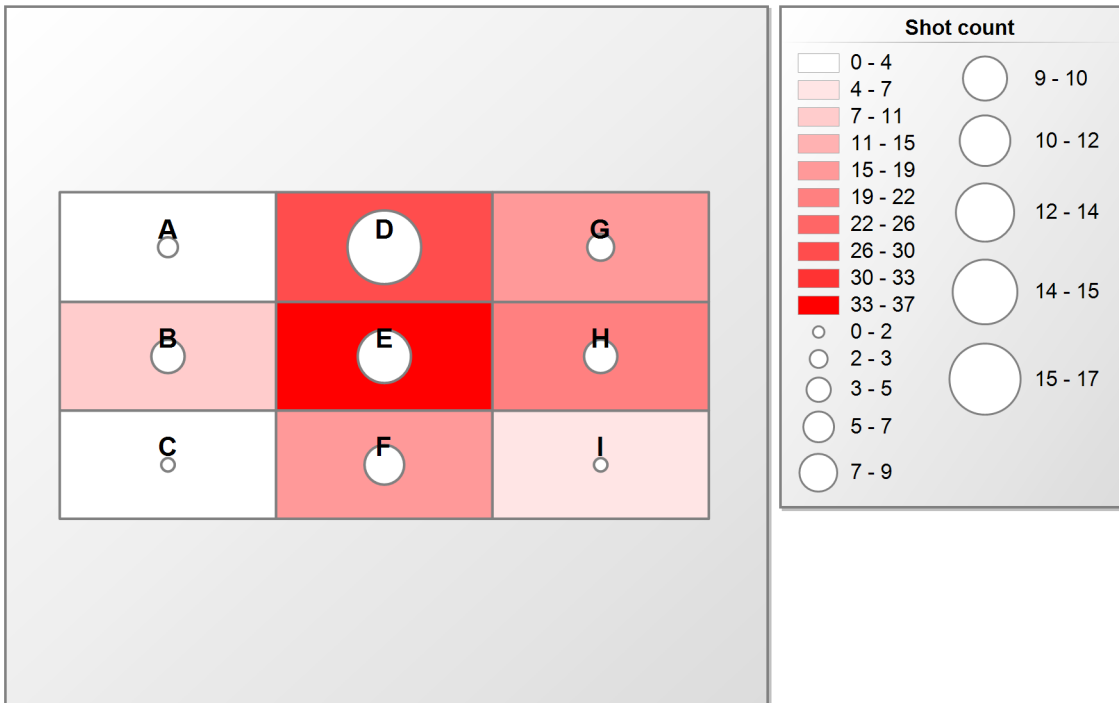
## Czech Republic U19



	Goals achieved	Goals get	penalty minutes
Team overview	11	25	14

Player	Games played	Plus/Minus					Shots				Goals			Bullies			Penalties	
		+	-	balance	+ in %	- in %	Total	on Goal	% on Goal	Efficiency (%)	scored	Assists	in %	Total	won	in %	Total (min)	in %
18 Tůmová Dominika	3	4	4	0	36.36	16.00	6	4	66.67	25.00	1	2	9.09	0	0	0.00	0	0.00
11 Cholinská Lucie	3	2	6	-4	18.18	24.00	3	0	0.00	0.00	0	3	0.00	0	0	0.00	2	14.29
12 Pekárková Nikol	3	4	3	1	36.36	12.00	14	5	35.71	40.00	2	0	18.18	24	12	50.00	4	28.57
9 Faltusová Lenka	3	3	10	-7	27.27	40.00	14	7	50.00	28.57	2	0	18.18	12	6	50.00	0	0.00
17 Škopková Nela	3	4	13	-9	36.36	52.00	13	6	46.15	16.67	1	1	9.09	0	0	0.00	0	0.00
5 Novotná Lenka	3	6	7	-1	54.55	28.00	5	3	60.00	0.00	0	2	0.00	0	0	0.00	0	0.00
6 Svačinová Markéta	3	4	4	0	36.36	16.00	3	1	33.33	100.00	1	0	9.09	0	0	0.00	0	0.00
15 Pluhařová Tereza	3	1	6	-5	9.09	24.00	2	1	50.00	100.00	1	0	9.09	2	1	50.00	0	0.00
3 Jurečková Eliška	3	2	11	-9	18.18	44.00	12	2	16.67	50.00	1	0	9.09	1	0	0.00	0	0.00
21 Jiráková Nela	1	0	1	-1	0.00	4.00	10	3	30.00	33.33	1	0	9.09	0	0	0.00	0	0.00
13 Peštová Tereza	3	3	12	-9	27.27	48.00	10	4	40.00	25.00	1	0	9.09	0	0	0.00	0	0.00
2 Beránková Vendula	3	2	9	-7	18.18	36.00	3	1	33.33	0.00	0	1	0.00	1	1	100.00	0	0.00
19 Vrlíková Markéta	3	5	9	-4	45.45	36.00	15	6	40.00	0.00	0	1	0.00	12	11	91.67	0	0.00
20 Husková Barbora	3	4	2	2	36.36	8.00	9	5	55.56	0.00	0	1	0.00	0	0	0.00	2	14.29
4 Kolářová Markéta	3	2	8	-6	18.18	32.00	1	1	100.00	0.00	0	0	0.00	0	0	0.00	2	14.29
7 Šnajberková Vanda	3	1	4	-3	9.09	16.00	5	0	0.00	0.00	0	0	0.00	0	0	0.00	0	0.00
8 Zuzaníková Alena	2	1	9	-8	9.09	36.00	8	2	25.00	0.00	0	0	0.00	1	0	0.00	2	14.29
14 Planková Eliška	3	1	4	-3	9.09	16.00	5	1	20.00	0.00	0	0	0.00	0	0	0.00	2	14.29
16 Šebestová Petra	3	1	5	-4	9.09	20.00	4	3	75.00	0.00	0	0	0.00	1	1	100.00	0	0.00
							<b>142</b>	<b>55</b>	<b>38.73</b>	<b>20.00</b>				<b>54</b>	<b>32</b>	<b>59.26</b>	<b>14</b>	

## Short distribution and shots on goal



Zone (Fields)	A	B	C	D	E	F	G	H	I	Total
Total	3	9	3	29	37	17	17	21	6	142
on Goal (Circles)	2	6	1	17	11	7	4	6	1	55





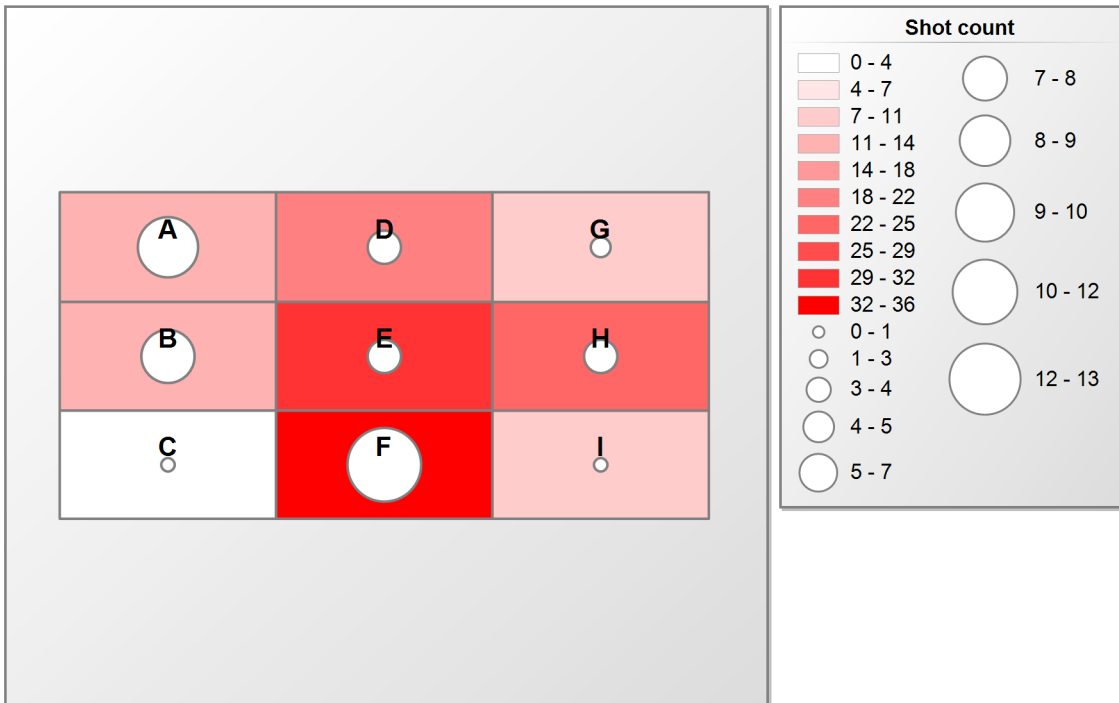
## Switzerland U19



	Goals achieved	Goals get	penalty minutes
Team overview	13	23	8

Player	Games played	Plus/Minus					Shots				Goals			Bullies			Penalties	
		+	-	balance	+ in %	- in %	Total	on Goal	% on Goal	Efficiency (%)	scored	Assists	in %	Total	won	in %	Total (min)	in %
19 Wildermuth Andrea	4	7	7	0	53.85	30.43	16	4	25.00	100.00	4	1	30.77	21	13	61.90	2	25.00
22 Capatt Nicole	4	6	10	-4	46.15	43.48	14	8	57.14	37.50	3	2	23.08	0	0	0.00	0	0.00
6 Frei Deborah	4	6	7	-1	46.15	30.43	16	8	50.00	37.50	3	1	23.08	0	0	0.00	4	50.00
3 Cotti Luisa	4	7	11	-4	53.85	47.83	11	0	0.00	0.00	0	3	0.00	1	1	100.00	0	0.00
4 Wüthrich Lara	4	5	5	0	38.46	21.74	2	1	50.00	0.00	0	3	0.00	0	0	0.00	0	0.00
16 Wenger Karin	4	3	9	-6	23.08	39.13	11	1	9.09	100.00	1	1	7.69	1	1	100.00	0	0.00
17 Rensch Luana	4	6	8	-2	46.15	34.78	7	2	28.57	50.00	1	0	7.69	0	0	0.00	0	0.00
27 Rieder Rahel	4	9	7	2	69.23	30.43	7	3	42.86	33.33	1	0	7.69	7	0	0.00	0	0.00
8 Lauener Tina	4	1	2	-1	7.69	8.70	3	1	33.33	0.00	0	0	0.00	0	0	0.00	0	0.00
11 Bergmann Selma	4	3	12	-9	23.08	52.17	7	1	14.29	0.00	0	0	0.00	14	1	7.14	2	25.00
13 Bichsel Ronja	4	3	4	-1	23.08	17.39	4	2	50.00	0.00	0	0	0.00	1	1	100.00	0	0.00
14 Eggel Sandrine	4	4	9	-5	30.77	39.13	5	1	20.00	0.00	0	0	0.00	1	1	100.00	0	0.00
15 Siegenthaler Ariane	4	0	2	-2	0.00	8.70	1	0	0.00	0.00	0	0	0.00	1	1	100.00	0	0.00
23 Thomi Janine	4	0	3	-3	0.00	13.04	1	0	0.00	0.00	0	0	0.00	1	0	0.00	0	0.00
24 Meyer Annique	4	1	5	-4	7.69	21.74	4	2	50.00	0.00	0	0	0.00	3	1	33.33	0	0.00
25 Beck Anina	4	0	0	0	0.00	0.00	0	0	0.00	0.00	0	0	0.00	0	0	0.00	0	0.00
26 Walser Noemi	4	1	3	-2	7.69	13.04	1	0	0.00	0.00	0	0	0.00	0	0	0.00	0	0.00
32 Kessler Luzia	4	3	6	-3	23.08	26.09	1	0	0.00	0.00	0	0	0.00	0	0	0.00	0	0.00
							<b>111</b>	<b>34</b>	<b>30.63</b>	<b>38.24</b>				<b>51</b>	<b>20</b>	<b>39.22</b>	<b>8</b>	

## Short distribution and shots on goal



Zone (Fields)	A	B	C	D	E	F	G	H	I	Total
Total	11	12	1	20	30	36	8	22	9	149
on Goal (Circles)	10	8	1	4	5	13	2	5	0	48

Player Statistic			Games played	Shots				Goals			Scorer points		Bullies			Penalties	
Player	Team	Total		on Goal	% on Goal	Efficiency (%)	scored	Assists	in %	Total	pt./game	Total	won	in %	Total (min)	in %	
1.	Ahlstrand Frida (23)	SWE	3	36	13	36.11	38.46	5	2	7.46	7	2.33	10	8	80.00	0	0.00
2.	Sjöberg Jonna (6)	SWE	3	29	10	34.48	40.00	4	1	5.97	5	1.67	0	0	0.00	0	0.00
3.	Wildermuth Andrea (19)	SUI	4	16	4	25.00	100.00	4	1	5.97	5	1.25	21	13	61.90	2	5.00
4.	Capatt Nicole (22)	SUI	4	14	8	57.14	37.50	3	2	4.48	5	1.25	0	0	0.00	0	0.00
5.	Holmberg Fanny (4)	FIN	3	12	4	33.33	50.00	2	3	2.99	5	1.67	1	0	0.00	0	0.00
6.	Vanhanen Elina (21)	FIN	3	14	7	50.00	14.29	1	4	1.49	5	1.67	1	1	100.00	0	0.00
7.	Markelin Daniela (9)	FIN	3	11	6	54.55	50.00	3	1	4.48	4	1.33	3	2	66.67	0	0.00
8.	Nordman Taru (17)	FIN	3	8	6	75.00	50.00	3	1	4.48	4	1.33	8	7	87.50	0	0.00
9.	Svensson Ellen (10)	SWE	3	30	12	40.00	25.00	3	1	4.48	4	1.33	4	1	25.00	0	0.00
10.	Frei Deborah (6)	SUI	4	16	8	50.00	37.50	3	1	4.48	4	1.00	0	0	0.00	4	10.00
11.	Gustafsson Therese (24)	SWE	2	10	4	40.00	50.00	2	2	2.99	4	2.00	5	3	60.00	0	0.00
12.	Ranta Salla (8)	FIN	3	9	5	55.56	40.00	2	2	2.99	4	1.33	0	0	0.00	0	0.00
13.	Eriksson Tova (12)	SWE	3	20	8	40.00	25.00	2	2	2.99	4	1.33	2	1	50.00	4	10.00
14.	Saario Jenna (7)	FIN	3	19	8	42.11	12.50	1	3	1.49	4	1.33	1	0	0.00	0	0.00
15.	Wälinder Josefina (11)	SWE	3	14	6	42.86	0.00	0	4	0.00	4	1.33	1	0	0.00	0	0.00
16.	Forsmark Felicia (14)	SWE	3	5	4	80.00	50.00	2	1	2.99	3	1.00	0	0	0.00	0	0.00
17.	Latvala Iina (27)	FIN	3	12	5	41.67	40.00	2	1	2.99	3	1.00	0	0	0.00	2	5.00
18.	Ruokostenpohja Jenna (23)	FIN	3	6	2	33.33	50.00	1	2	1.49	3	1.00	1	0	0.00	2	5.00
19.	Tůmová Dominika (18)	CZE	3	6	4	66.67	25.00	1	2	1.49	3	1.00	0	0	0.00	0	0.00
20.	Cholinská Lucie (11)	CZE	3	3	0	0.00	0.00	0	3	0.00	3	1.00	0	0	0.00	2	5.00
21.	Cotti Luisa (3)	SUI	4	11	0	0.00	0.00	0	3	0.00	3	0.75	1	1	100.00	0	0.00
22.	Wüthrich Lara (4)	SUI	4	2	1	50.00	0.00	0	3	0.00	3	0.75	0	0	0.00	0	0.00
23.	Pekárková Nikol (12)	CZE	3	14	5	35.71	40.00	2	0	2.99	2	0.67	24	12	50.00	4	10.00
24.	Sällström Trine (16)	FIN	3	9	5	55.56	40.00	2	0	2.99	2	0.67	1	1	100.00	0	0.00
25.	Faltusová Lenka (9)	CZE	3	14	7	50.00	28.57	2	0	2.99	2	0.67	12	6	50.00	0	0.00
26.	Aho Tuulia (11)	FIN	3	16	9	56.25	22.22	2	0	2.99	2	0.67	0	0	0.00	0	0.00
27.	Škopková Nela (17)	CZE	3	13	6	46.15	16.67	1	1	1.49	2	0.67	0	0	0.00	0	0.00
28.	Wenger Karin (16)	SUI	4	11	1	9.09	100.00	1	1	1.49	2	0.50	1	1	100.00	0	0.00
29.	Berggren Amanda (8)	SWE	2	6	2	33.33	0.00	0	2	0.00	2	1.00	0	0	0.00	0	0.00
30.	Novotná Lenka (5)	CZE	3	5	3	60.00	0.00	0	2	0.00	2	0.67	0	0	0.00	0	0.00

Player Statistic			Games played	Shots				Goals			Scorer points		Bullies			Penalties	
Player	Team			Total	on Goal	% on Goal	Efficiency (%)	scored	Assists	in %	Total	pt./game	Total	won	in %	Total (min)	in %
31.	Räsänen Roosa (15)	FIN	3	6	1	16.67	0.00	0	2	0.00	2	0.67	0	0	0.00	0	0.00
32.	Svačinová Markéta (6)	CZE	3	3	1	33.33	100.00	1	0	1.49	1	0.33	0	0	0.00	0	0.00
33.	Pluhařová Tereza (15)	CZE	3	2	1	50.00	100.00	1	0	1.49	1	0.33	2	1	50.00	0	0.00
34.	Hapuoja Emmiina (20)	FIN	3	8	1	12.50	100.00	1	0	1.49	1	0.33	1	0	0.00	0	0.00
35.	Virkkunen Jonna (25)	FIN	3	5	1	20.00	100.00	1	0	1.49	1	0.33	1	1	100.00	2	5.00
36.	Jurečková Eliška (3)	CZE	3	12	2	16.67	50.00	1	0	1.49	1	0.33	1	0	0.00	0	0.00
37.	Levälampi Annina (18)	FIN	3	7	2	28.57	50.00	1	0	1.49	1	0.33	9	2	22.22	4	10.00
38.	Rensch Luana (17)	SUI	4	7	2	28.57	50.00	1	0	1.49	1	0.25	0	0	0.00	0	0.00
39.	Jiráková Nela (21)	CZE	1	10	3	30.00	33.33	1	0	1.49	1	1.00	0	0	0.00	0	0.00
40.	Rieder Rahel (27)	SUI	4	7	3	42.86	33.33	1	0	1.49	1	0.25	7	0	0.00	0	0.00
41.	Svan Frida (19)	SWE	3	4	3	75.00	33.33	1	0	1.49	1	0.33	4	2	50.00	0	0.00
42.	Peštová Tereza (13)	CZE	3	10	4	40.00	25.00	1	0	1.49	1	0.33	0	0	0.00	0	0.00
43.	Sundvall Alma (22)	SWE	2	8	4	50.00	25.00	1	0	1.49	1	0.50	0	0	0.00	0	0.00
44.	Roos Izabell (16)	SWE	3	7	5	71.43	20.00	1	0	1.49	1	0.33	1	0	0.00	0	0.00
45.	Gustafsson Sara (2)	SWE	2	0	0	0.00	0.00	0	1	0.00	1	0.50	0	0	0.00	0	0.00
46.	Beránková Vendula (2)	CZE	3	3	1	33.33	0.00	0	1	0.00	1	0.33	1	1	100.00	0	0.00
47.	Vrlíková Markéta (19)	CZE	3	15	6	40.00	0.00	0	1	0.00	1	0.33	12	11	91.67	0	0.00
48.	Husková Barbora (20)	CZE	3	9	5	55.56	0.00	0	1	0.00	1	0.33	0	0	0.00	2	5.00
49.	Saarikoski Milja-Maria (24)	FIN	3	1	1	100.00	0.00	0	1	0.00	1	0.33	6	1	16.67	0	0.00
50.	Claeson Andrea (3)	SWE	3	1	0	0.00	0.00	0	1	0.00	1	0.33	0	0	0.00	0	0.00
51.	Nordmark Alva (9)	SWE	3	0	0	0.00	0.00	0	1	0.00	1	0.33	0	0	0.00	0	0.00
52.	Nybjörk Alva (25)	SWE	3	6	2	33.33	0.00	0	1	0.00	1	0.33	1	1	100.00	0	0.00
53.	Kolářová Markéta (4)	CZE	3	1	1	100.00	0.00	0	0	0.00	0	0.00	0	0	0.00	2	5.00
54.	Šnajberková Vanda (7)	CZE	3	5	0	0.00	0.00	0	0	0.00	0	0.00	0	0	0.00	0	0.00
55.	Zuzaníková Alena (8)	CZE	2	8	2	25.00	0.00	0	0	0.00	0	0.00	1	0	0.00	2	5.00
56.	Planková Eliška (14)	CZE	3	5	1	20.00	0.00	0	0	0.00	0	0.00	0	0	0.00	2	5.00
57.	Šebestová Petra (16)	CZE	3	4	3	75.00	0.00	0	0	0.00	0	0.00	1	1	100.00	0	0.00
58.	Westerlund Daniela (6)	FIN	3	3	1	33.33	0.00	0	0	0.00	0	0.00	5	4	80.00	2	5.00
59.	Lindström Matilda (10)	FIN	3	11	5	45.45	0.00	0	0	0.00	0	0.00	0	0	0.00	0	0.00
60.	Kaila Emma (12)	FIN	2	1	0	0.00	0.00	0	0	0.00	0	0.00	0	0	0.00	0	0.00
61.	Lauener Tina (8)	SUI	4	3	1	33.33	0.00	0	0	0.00	0	0.00	0	0	0.00	0	0.00

Player Statistic			Games played	Shots				Goals			Scorer points		Bullies			Penalties		
	Player	Team		Total	on Goal	% on Goal	Efficiency (%)	scored	Assists	in %	Total	pt./game	Total	won	in %	Total (min)	in %	
62.	Bergmann Selma (11)	SUI	4	7	1	14.29	0.00	0	0	0.00	0	0.00	14	1	7.14	2	5.00	
63.	Bichsel Ronja (13)	SUI	4	4	2	50.00	0.00	0	0	0.00	0	0.00	1	1	100.00	0	0.00	
64.	Eggel Sandrine (14)	SUI	4	5	1	20.00	0.00	0	0	0.00	0	0.00	1	1	100.00	0	0.00	
65.	Siegenthaler Ariane (15)	SUI	4	1	0	0.00	0.00	0	0	0.00	0	0.00	1	1	100.00	0	0.00	
66.	Thomi Janine (23)	SUI	4	1	0	0.00	0.00	0	0	0.00	0	0.00	1	0	0.00	0	0.00	
67.	Meyer Annique (24)	SUI	4	4	2	50.00	0.00	0	0	0.00	0	0.00	3	1	33.33	0	0.00	
68.	Beck Anina (25)	SUI	4	0	0	0.00	0.00	0	0	0.00	0	0.00	0	0	0.00	0	0.00	
69.	Walser Noemi (26)	SUI	4	1	0	0.00	0.00	0	0	0.00	0	0.00	0	0	0.00	0	0.00	
70.	Kessler Luzia (32)	SUI	4	1	0	0.00	0.00	0	0	0.00	0	0.00	0	0	0.00	0	0.00	
71.	Danielsson Klara (5)	SWE	2	7	6	85.71	0.00	0	0	0.00	0	0.00	0	0	0.00	0	0.00	
72.	Aggestål Myra (7)	SWE	3	7	2	28.57	0.00	0	0	0.00	0	0.00	0	0	0.00	0	0.00	
73.	Wetterström Amanda (15)	SWE	3	4	2	50.00	0.00	0	0	0.00	0	0.00	0	0	0.00	0	0.00	
74.	Boström Amanda (21)	SWE	2	2	1	50.00	0.00	0	0	0.00	0	0.00	1	1	100.00	0	0.00	
75.	Strandberg Gabriella (28)	SWE	3	8	3	37.50	0.00	0	0	0.00	0	0.00	1	0	0.00	2	5.00	
				<b>615</b>	<b>245</b>	<b>39.84</b>	<b>27.35</b>	<b>67</b>					<b>173</b>			<b>40</b>		

**Sorted by:**

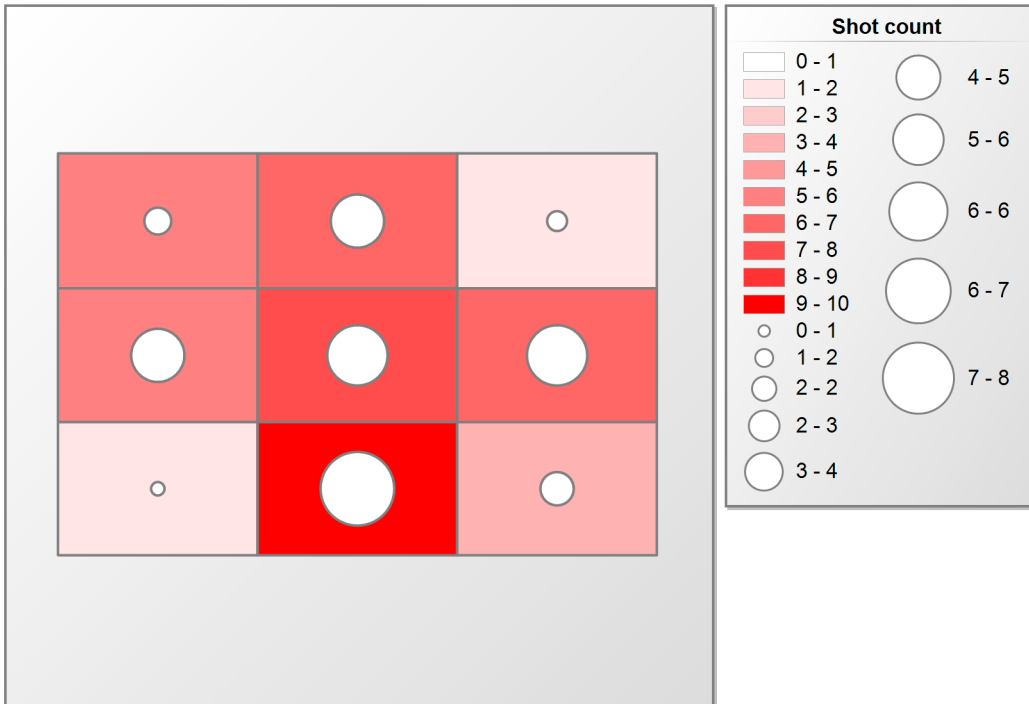
- 1st scorer points
- 2nd scorer points per game
- 3rd goals scored
- 4th efficiency

	Defense					Goal received								Total	Saves	Saves in %	
	Body	Foot/Leg	Hand/Arm	Helmet	Total	behind the goal	between legs	distracted	missed	movement	no reaction	play around	transferred				Total
93 Pavlína Lišková	10	8	16	2	36	0	0	0	4	7	0	1	4	16	52	36	69.23
1 Lovisa Hedin	3	6	7	0	16	0	0	0	4	4	1	0	0	9	25	16	64.00
77 Livia Werz	12	4	18	1	35	0	1	0	11	0	0	0	3	15	50	35	70.00
83 Petra Klečková	4	1	2	2	9	0	0	0	4	3	0	0	2	9	18	9	50.00
1 Ira Moilanen	5	3	11	2	21	0	0	0	5	0	0	1	1	7	28	21	75.00
40 Jana Schenk	7	5	13	1	26	0	0	0	5	0	0	0	3	8	34	26	76.47
31 Milla Jaatinen	2	2	7	0	11	0	0	0	1	0	0	0	0	1	12	11	91.67
30 Julia Mossberg	0	4	5	0	9	0	0	0	2	0	0	0	1	3	12	9	75.00
<b>Total</b>	<b>43</b>	<b>33</b>	<b>79</b>	<b>8</b>	<b>163</b>	<b>0</b>	<b>1</b>	<b>0</b>	<b>36</b>	<b>14</b>	<b>1</b>	<b>2</b>	<b>14</b>	<b>68</b>	<b>231</b>	<b>163</b>	<b>70.56</b>

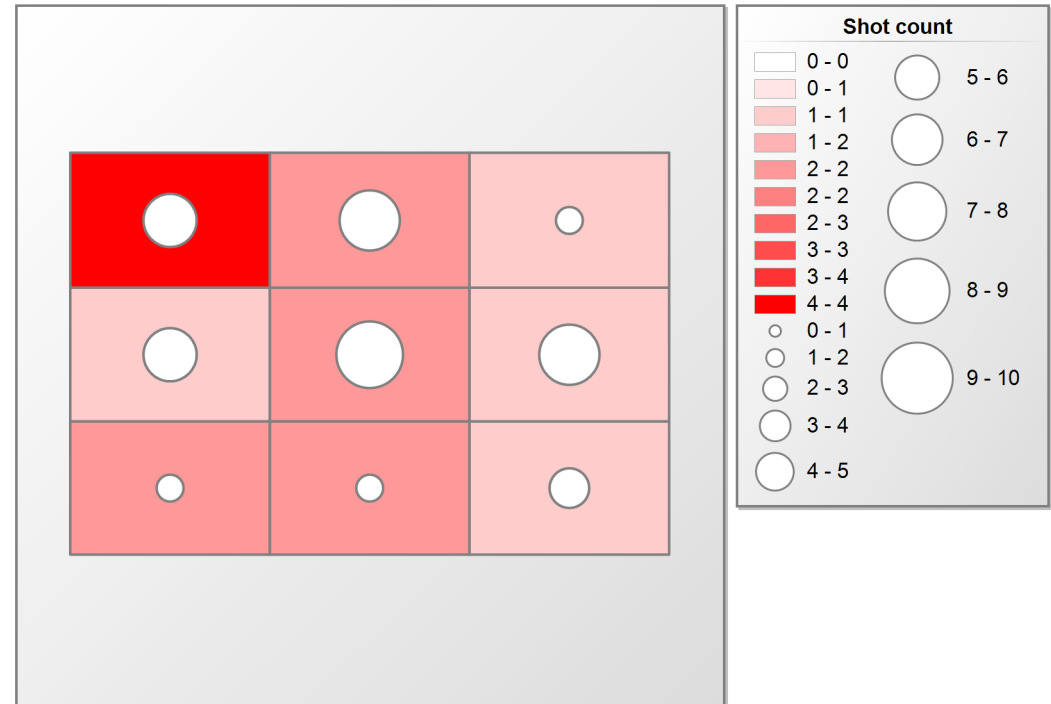


	Defense					Goal received					Total	Saves	Saves in %
	Body	Foot/Leg	Hand/Arm	Helmet	Total	missed	movement	play around	transferred	Total			
93 Pavlína Lišková	10	8	16	2	36	4	7	1	4	16	52	36	69.23
<b>Total</b>	<b>10</b>	<b>8</b>	<b>16</b>	<b>2</b>	<b>36</b>	<b>4</b>	<b>7</b>	<b>1</b>	<b>4</b>	<b>16</b>	<b>52</b>	<b>36</b>	<b>69.23</b>

Shots and Saves



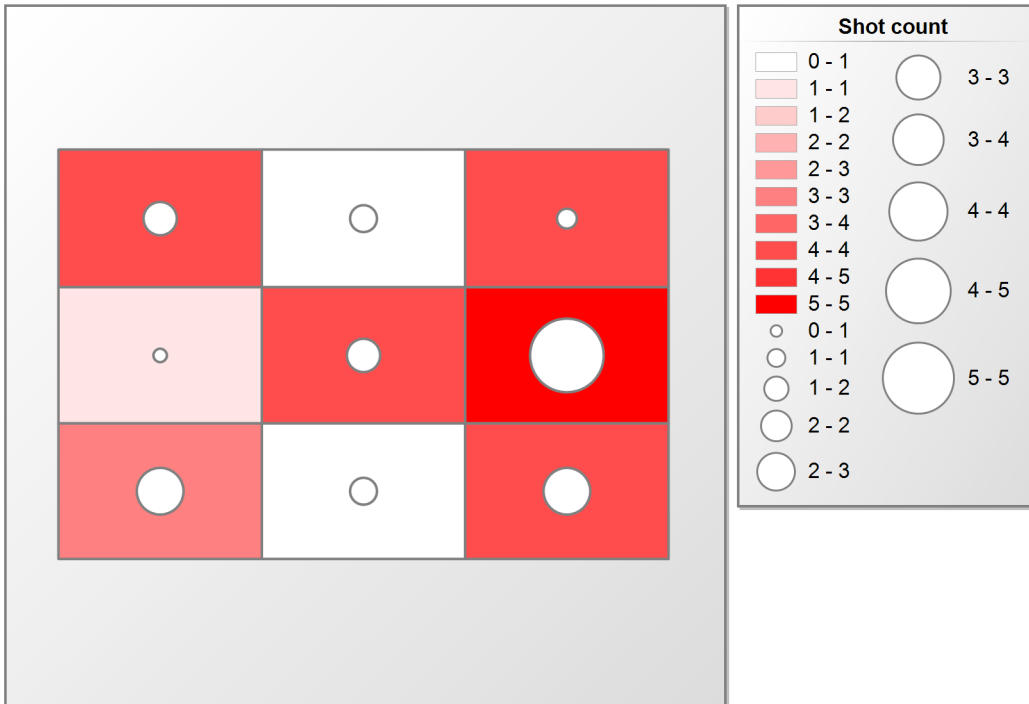
received Goals and shots



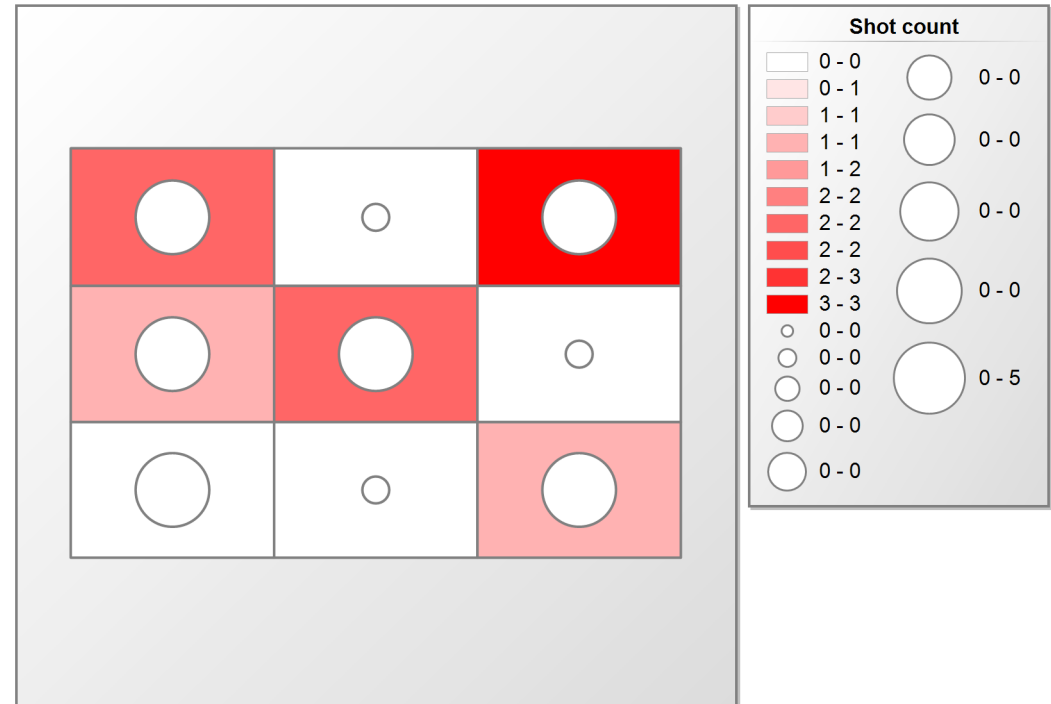


	Defense				Goal received				Total	Saves	Saves in %
	Body	Foot/Leg	Hand/Arm	Total	missed	movement	no reaction	Total			
1 Lovisa Hedin	3	6	7	16	4	4	1	9	25	16	64.00
<b>Total</b>	<b>3</b>	<b>6</b>	<b>7</b>	<b>16</b>	<b>4</b>	<b>4</b>	<b>1</b>	<b>9</b>	<b>25</b>	<b>16</b>	<b>64.00</b>


Shots and Saves



received Goals and shots

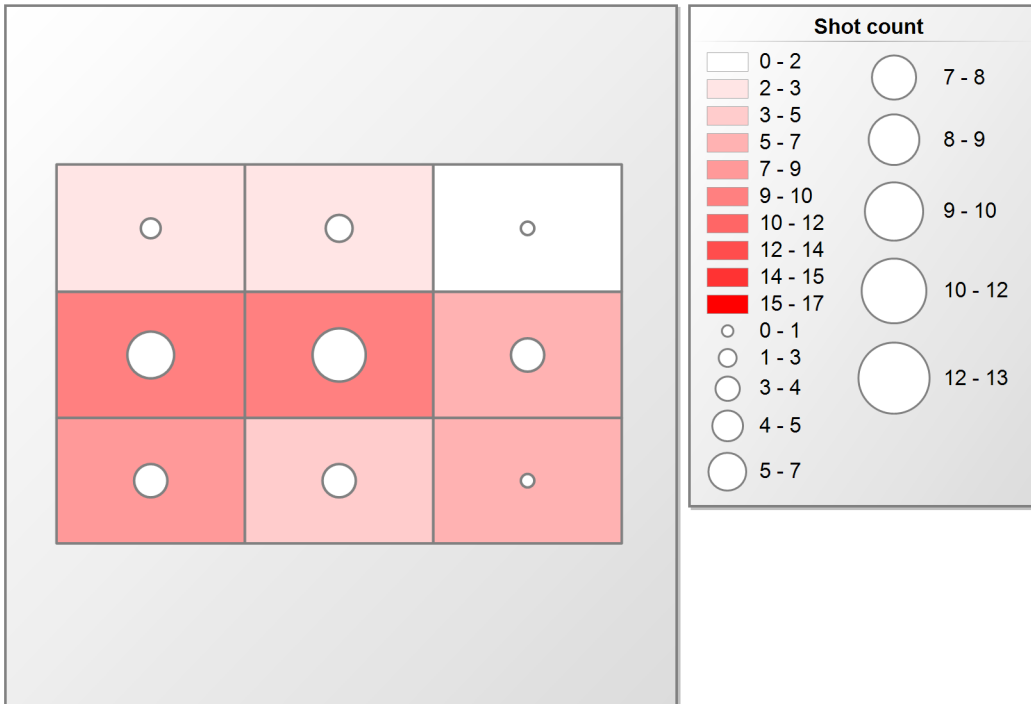




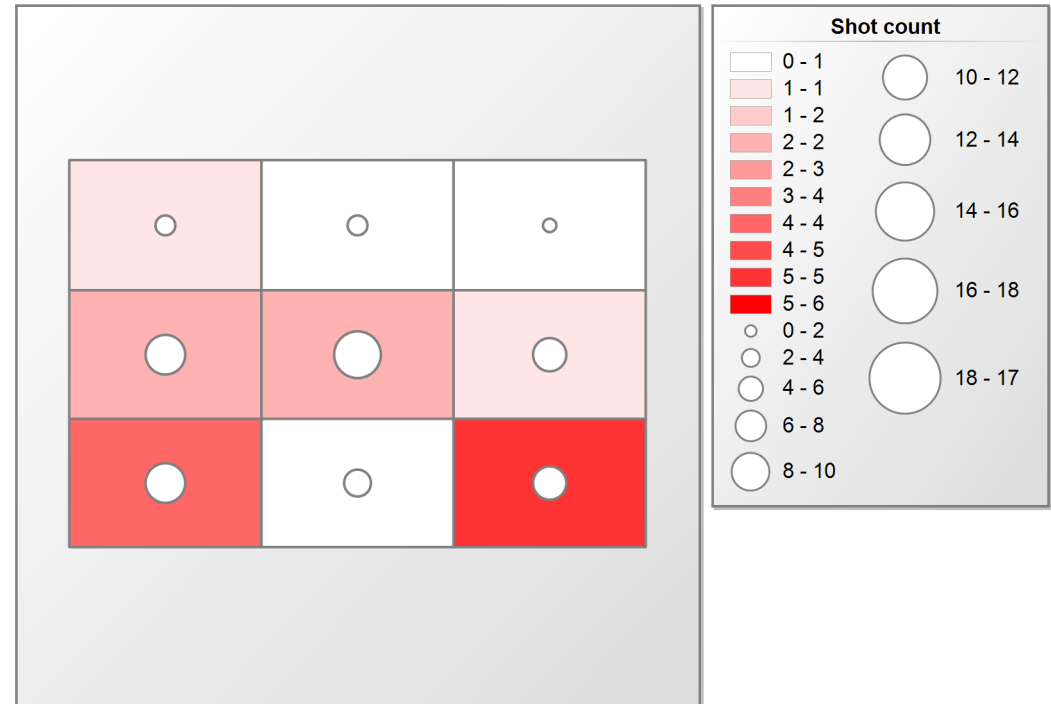


	Defense					Goal received				Total	Saves	Saves in %
	Body	Foot/Leg	Hand/Arm	Helmet	Total	between legs	missed	transferred	Total			
77 Livia Werz	12	4	18	1	35	1	11	3	15	50	35	70.00
<b>Total</b>	<b>12</b>	<b>4</b>	<b>18</b>	<b>1</b>	<b>35</b>	<b>1</b>	<b>11</b>	<b>3</b>	<b>15</b>	<b>50</b>	<b>35</b>	<b>70.00</b>

Shots and Saves

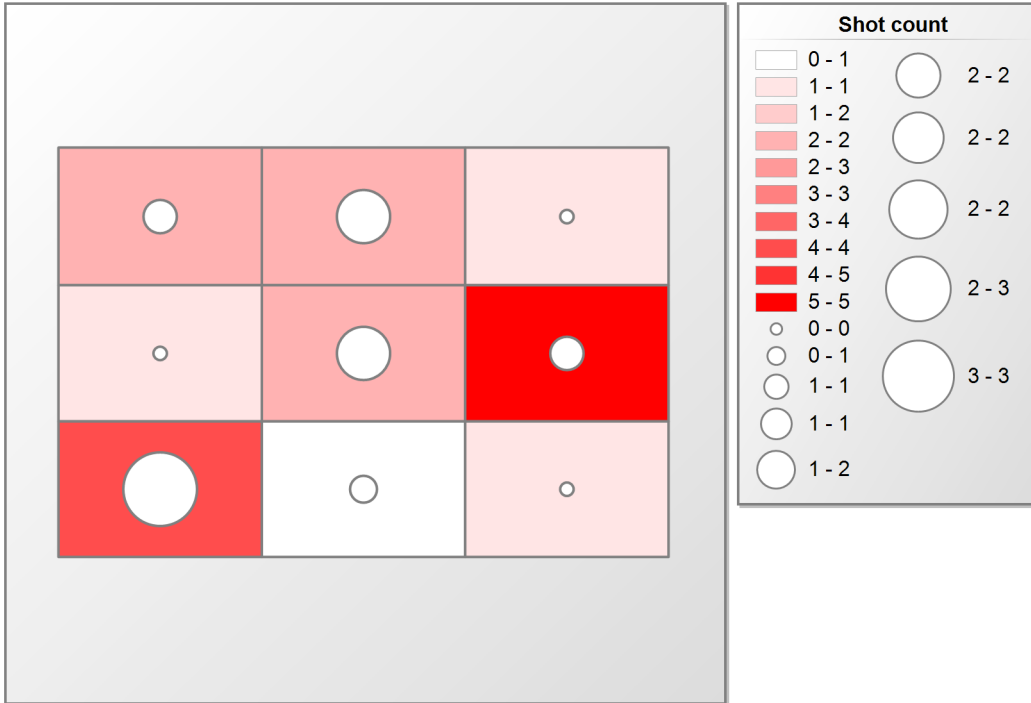


received Goals and shots

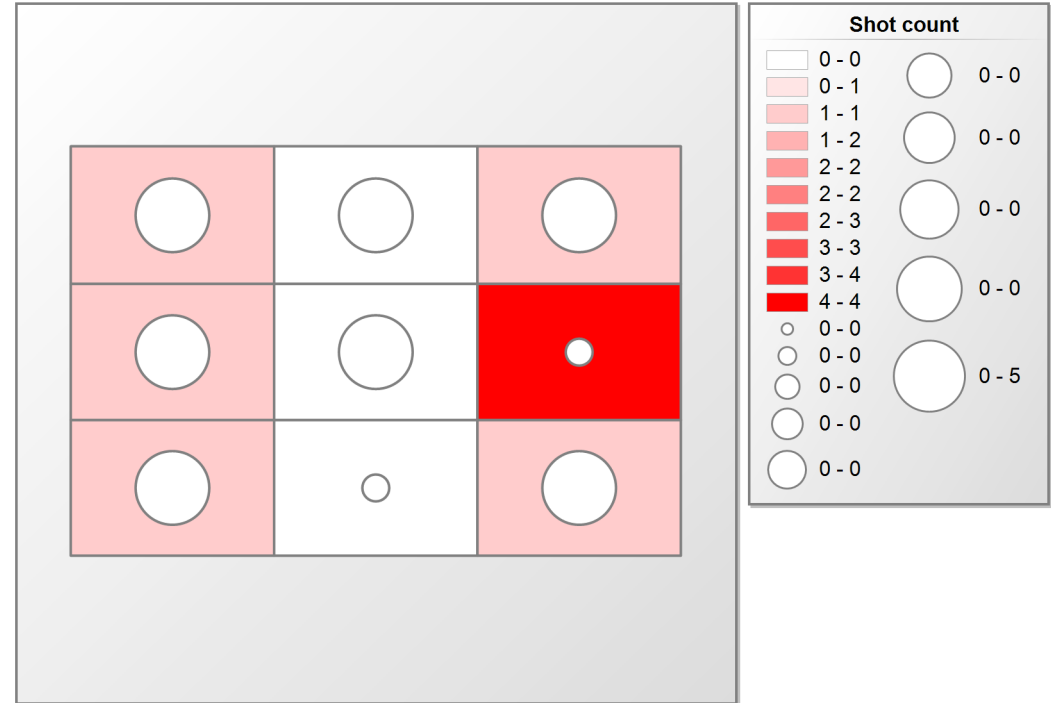


	Defense				Goal received				Total	Saves	Saves in %	
	Body	Foot/Leg	Hand/Arm	Helmet	missed	movement	transferred	Total				
83 Petra Klečková	4	1	2	2	9	4	3	2	9	18	9	50.00
<b>Total</b>	<b>4</b>	<b>1</b>	<b>2</b>	<b>2</b>	<b>9</b>	<b>4</b>	<b>3</b>	<b>2</b>	<b>9</b>	<b>18</b>	<b>9</b>	<b>50.00</b>

Shots and Saves

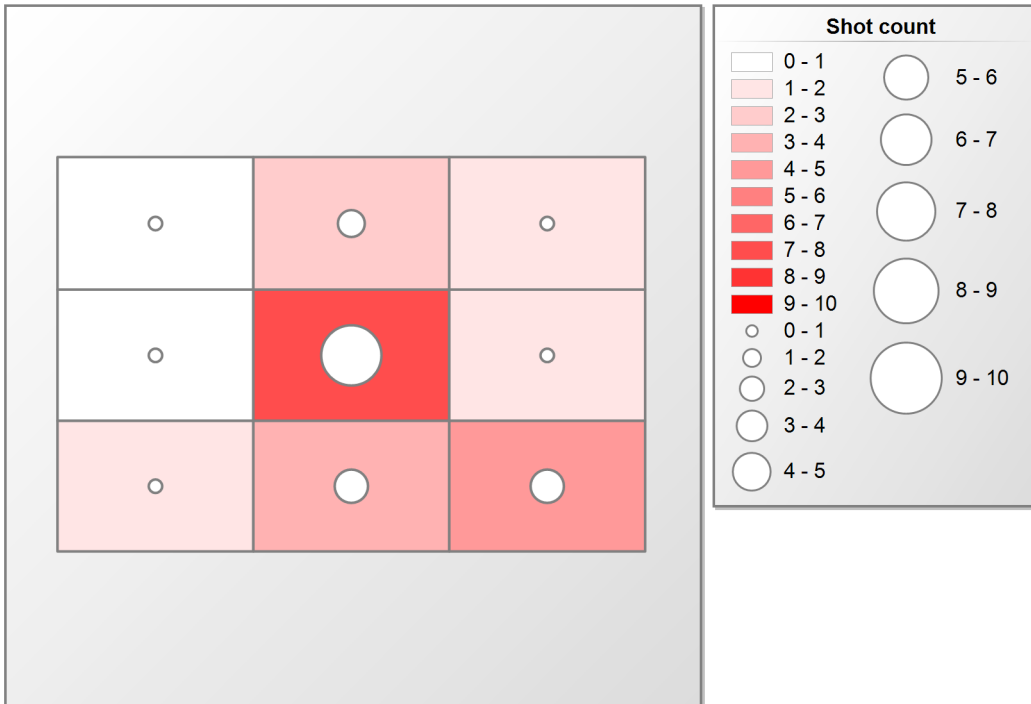


received Goals and shots

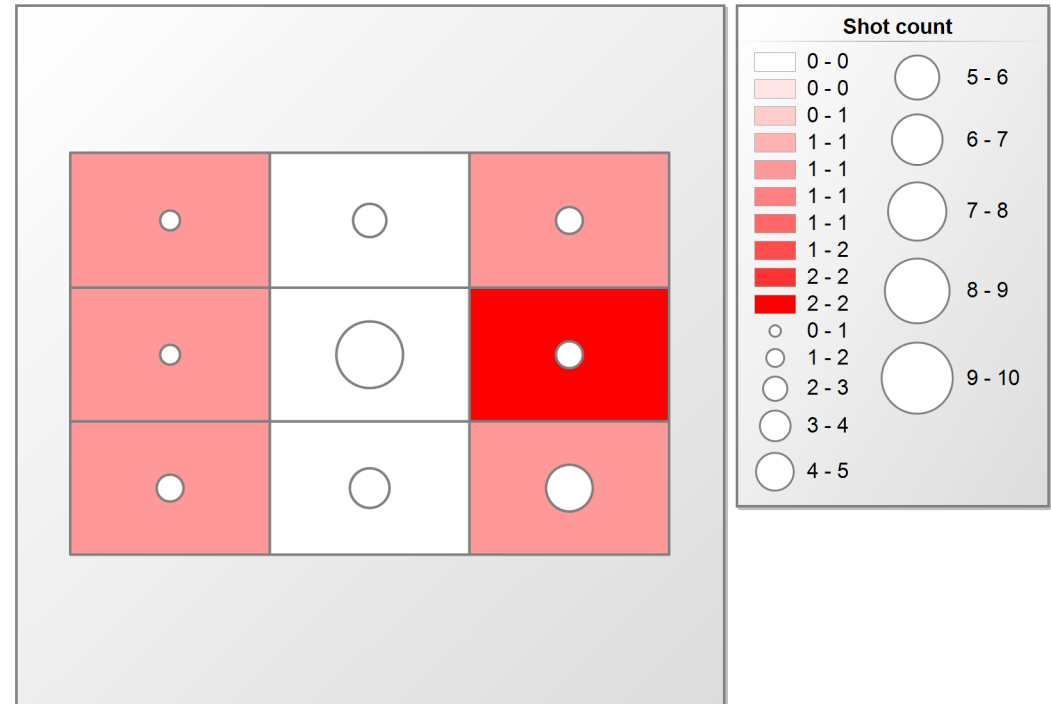


	Defense					Goal received				Total	Saves	Saves in %
	Body	Foot/Leg	Hand/Arm	Helmet	Total	missed	play around	transferred	Total			
1 Ira Moilanen	5	3	11	2	21	5	1	1	7	28	21	75.00
<b>Total</b>	<b>5</b>	<b>3</b>	<b>11</b>	<b>2</b>	<b>21</b>	<b>5</b>	<b>1</b>	<b>1</b>	<b>7</b>	<b>28</b>	<b>21</b>	<b>75.00</b>

Shots and Saves



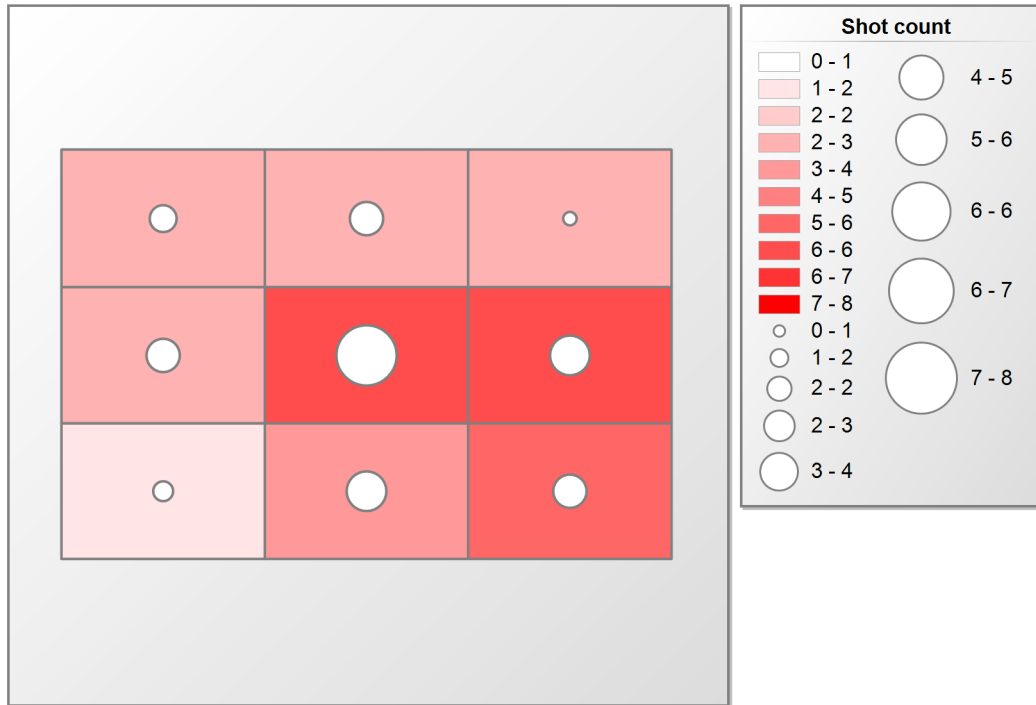
received Goals and shots



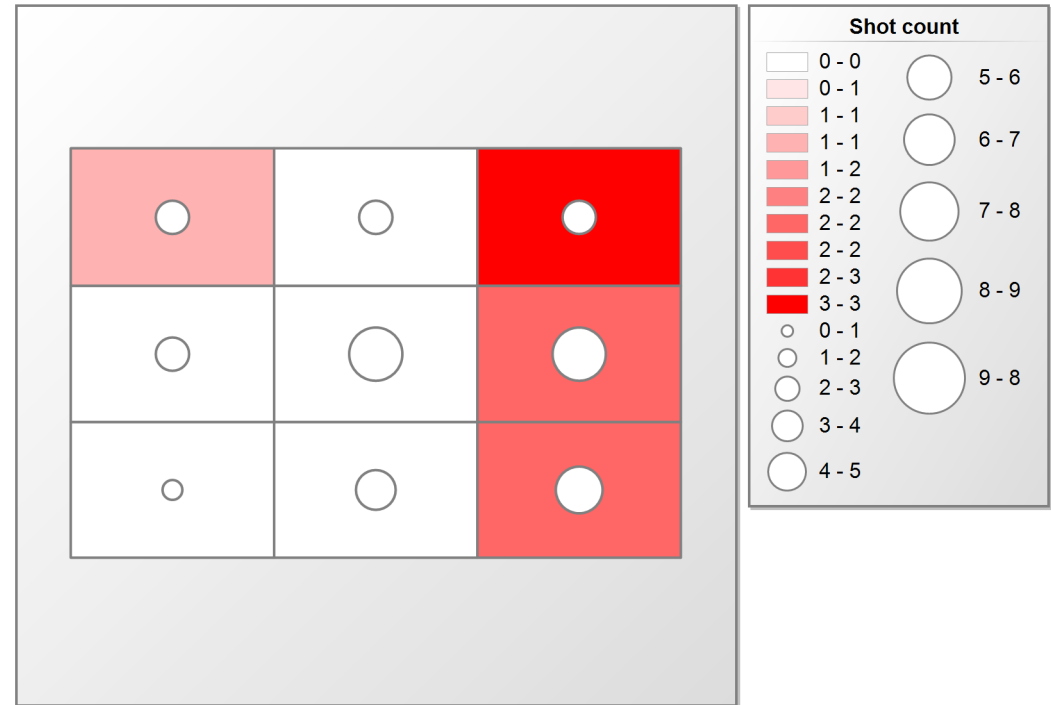


	Defense					Goal received			Total	Saves	Saves in %
	Body	Foot/Leg	Hand/Arm	Helmet	Total	missed	transferred	Total			
40 Jana Schenk	7	5	13	1	26	5	3	8	34	26	76.47
<b>Total</b>	<b>7</b>	<b>5</b>	<b>13</b>	<b>1</b>	<b>26</b>	<b>5</b>	<b>3</b>	<b>8</b>	<b>34</b>	<b>26</b>	<b>76.47</b>

Shots and Saves



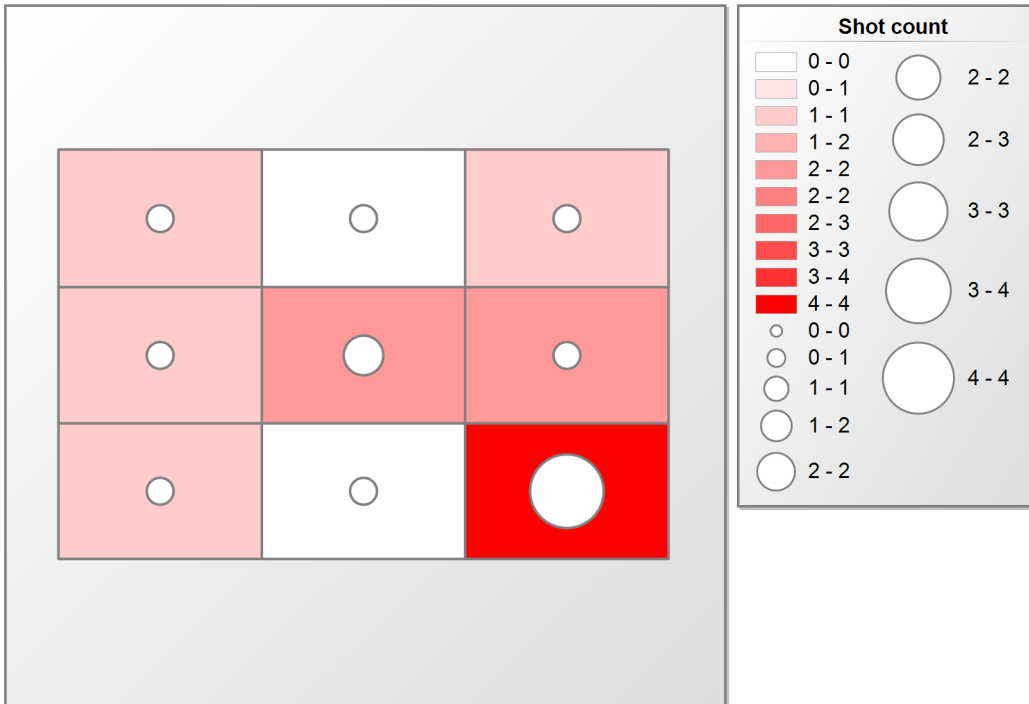
received Goals and shots



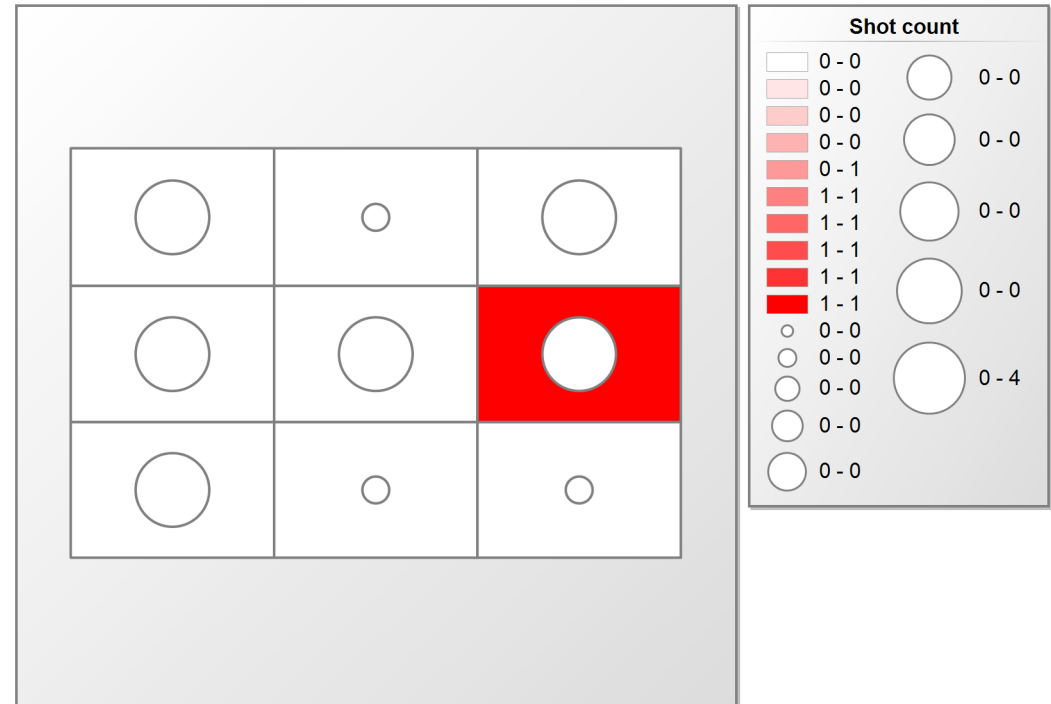


	Defense				Goal received		Total	Saves	Saves in %
	Body	Foot/Leg	Hand/Arm	Total	missed	Total			
31 Milla Jaatinen	2	2	7	11	1	1	12	11	91.67
<b>Total</b>	<b>2</b>	<b>2</b>	<b>7</b>	<b>11</b>	<b>1</b>	<b>1</b>	<b>12</b>	<b>11</b>	<b>91.67</b>

Shots and Saves



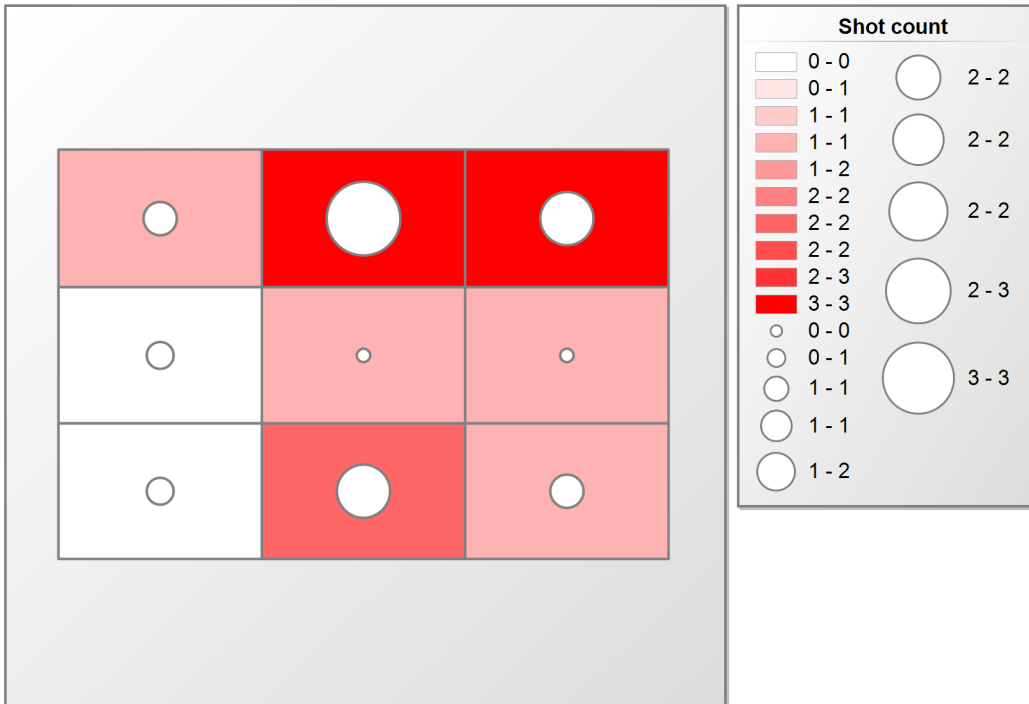
received Goals and shots



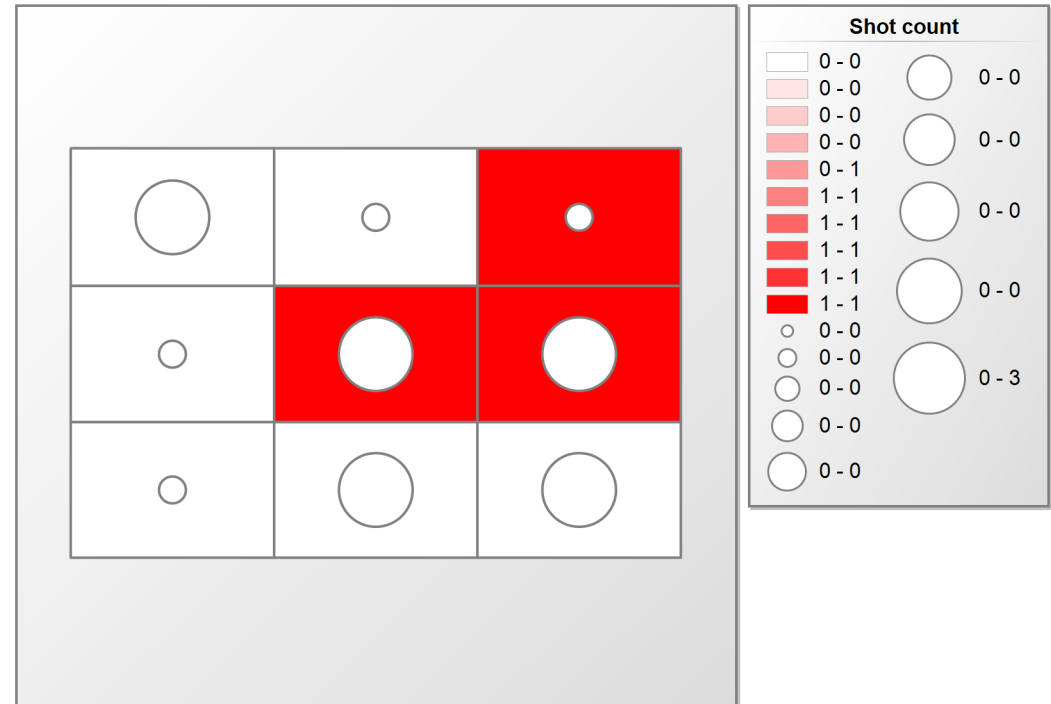


	Defense			Goal received			Total	Saves	Saves in %
	Foot/Leg	Hand/Arm	Total	missed	transferred	Total			
30 Julia Mossberg	4	5	9	2	1	3	12	9	75.00
<b>Total</b>	<b>4</b>	<b>5</b>	<b>9</b>	<b>2</b>	<b>1</b>	<b>3</b>	<b>12</b>	<b>9</b>	<b>75.00</b>

Shots and Saves



received Goals and shots





swiss  
unihockey



# U19

## Game Statistics

November 6, 2016 / 11:00

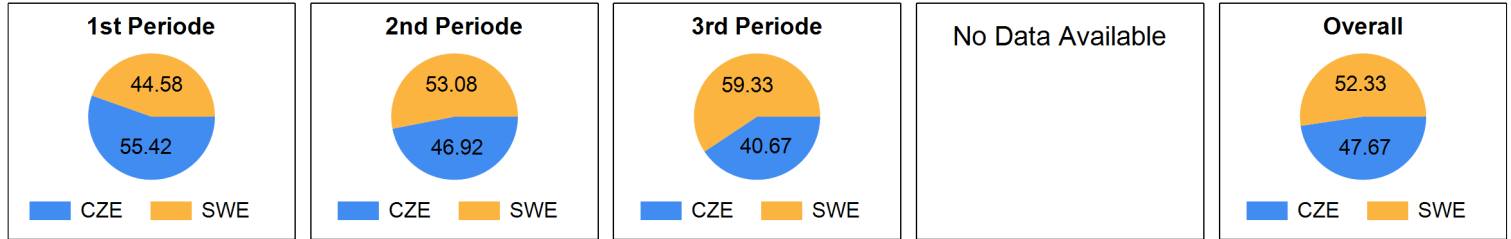


VS





## Possession



Sweden U19



**9**

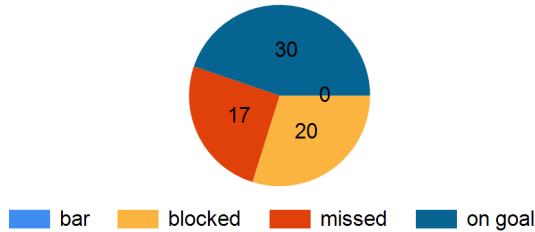
**3**

Czech Republic U19



	Sweden U19	Czech Republic U19
1st	4	1
2nd	4	1
3rd	1	1
ET	0	0

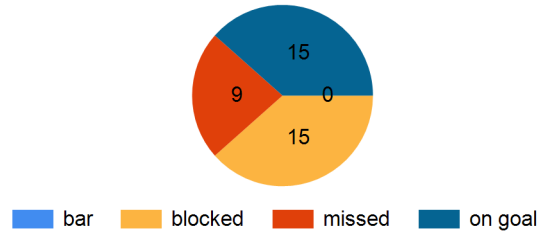
## Shots statistics



	1st	2nd	3rd	ET	Total
bar	0	0	0	0	0
blocked	6	7	7	0	20
missed	5	3	9	0	17
on goal	10	14	6	0	30
<b>Total</b>	<b>21</b>	<b>24</b>	<b>22</b>	<b>0</b>	<b>67</b>

Precision (%)	47.62	58.33	27.27	<b>44.78</b>
Efficiency (%)	40.00	28.57	16.67	<b>30.00</b>

## Shots statistics



	1st	2nd	3rd	ET	Total
bar	0	0	0	0	0
blocked	8	6	1	0	15
missed	1	4	4	0	9
on goal	5	6	4	0	15
<b>Total</b>	<b>14</b>	<b>16</b>	<b>9</b>	<b>0</b>	<b>39</b>

Precision (%)	35.71	37.50	44.44	<b>38.46</b>
Efficiency (%)	20.00	16.67	25.00	<b>20.00</b>

## Goalkeeper statistic

	1 Lovisa Hedin		30 Julia Mossberg	
	Shots	Saves	Shots	Saves
1st	5	4	0	0
	80.00%		n. def.	
2nd	6	5	0	0
	83.33%		n. def.	
3rd	0	0	4	3
	n. def.		75.00%	
ET	0	0	0	0
	n. def.		n. def.	
<b>Total</b>	<b>11</b>	<b>9</b>	<b>4</b>	<b>3</b>
	<b>81.82%</b>		<b>75.00%</b>	

## Goalkeeper statistic

	93 Pavlína Lišková		83 Petra Klečková	
	Shots	Saves	Shots	Saves
1st	10	6	0	0
	60.00%		n. def.	
2nd	14	10	0	0
	71.43%		n. def.	
3rd	1	1	5	4
	100.00%		80.00%	
ET	0	0	0	0
	n. def.		n. def.	
<b>Total</b>	<b>25</b>	<b>17</b>	<b>5</b>	<b>4</b>
	<b>68.00%</b>		<b>80.00%</b>	

## Penaltytime statistics

	1st	2nd	3rd	Total	Goals
Power play	00:00	02:51	04:00	06:51	1
Box Play	00:00	02:00	02:00	04:00	0

## Penaltytime statistics

	1st	2nd	3rd	Total	Goals
Power play	00:00	02:00	02:00	04:00	0
Box Play	00:00	02:51	04:00	06:51	0







## Game history

### 1st Periode

Time	Result	Team	Special Situation	#	Player	#	Assist	Speed
05:46	1-0	Sweden U19		6	Jonna Sjöberg	8	Amanda Berggren	0.00
07:37	2-0	Sweden U19		6	Jonna Sjöberg	8	Amanda Berggren	0.00
08:47	3-0	Sweden U19		22	Alma Sundvall	14	Felicia Forsmark	0.00
09:23	3-1	Czech Republic U19		13	Tereza Peštová	17	Nela Škopková	0.00
15:32	4-1	Sweden U19		10	Ellen Svensson	9	Alva Nordmark	0.00

### 2nd Periode

Time	Result	Team	Special Situation	#	Player	#	Assist	Speed
20:00		Sweden U19	2' Delaying the play	12	Tova Eriksson			
24:51	4-2	Czech Republic U19		21	Nela Jiráková	18	Dominika Tůmová	0.00
25:08	5-2	Sweden U19		23	Frida Ahlstrand			0.00
28:16		Czech Republic U19	2' Inccorect hit	4	Markéta Kolářová			
29:07	6-2	Sweden U19	PowerPlay	6	Jonna Sjöberg	23	Frida Ahlstrand	0.00
31:03	7-2	Sweden U19		14	Felicia Forsmark	23	Frida Ahlstrand	0.00
32:49	8-2	Sweden U19		16	Izabell Roos	3	Andrea Claeson	0.00
36:33		Czech Republic U19	2' Incorrect pushing	14	Eliška Planková			

### 3rd Periode

Time	Result	Team	Special Situation	#	Player	#	Assist	Speed
42:51	8-3	Czech Republic U19		3	Eliška Jurečková	5	Lenka Novotná	0.00
44:03		Czech Republic U19	2' Inccorect hit	11	Lucie Cholinská			
46:28		Sweden U19	2' Inccorect hit	28	Gabriella Strandberg			
49:09	9-3	Sweden U19		12	Tova Eriksson	11	Josefine Wålander	0.00
52:59		Czech Republic U19	2' Incorrect pushing	12	Nikol Pekárková			



Sweden U19 Player	Plus/Minus			Shots				Goals		
	+	-	balance	Total	on Goal	% on Goal	Efficiency (%)	scored	Assists	in %
2 Gustafsson Sara	0	0	0	0	0	0.00	0.00	0	0	0.00
3 Claeson Andrea	5	0	5	1	0	0.00	0.00	0	1	0.00
5 Danielsson Klara	0	0	0	5	5	100.00	0.00	0	0	0.00
6 Sjöberg Jonna	4	1	3	13	5	38.46	60.00	3	0	33.33
7 Aggestål Myra	2	1	1	3	1	33.33	0.00	0	0	0.00
8 Berggren Amanda	3	1	2	4	1	25.00	0.00	0	2	0.00
9 Nordmark Alva	3	1	2	0	0	0.00	0.00	0	1	0.00
10 Svensson Ellen	4	1	3	7	3	42.86	33.33	1	0	11.11
11 Wälinder Josefine	1	1	0	4	2	50.00	0.00	0	1	0.00
12 Eriksson Tova	1	1	0	3	1	33.33	100.00	1	0	11.11
14 Forsmark Felicia	6	0	6	3	2	66.67	50.00	1	1	11.11
15 Wetterström Amanda	2	1	1	0	0	0.00	0.00	0	0	0.00
16 Roos Izabell	5	0	5	3	2	66.67	50.00	1	0	11.11
19 Svan Frida	1	0	1	0	0	0.00	0.00	0	0	0.00
22 Sundvall Alma	5	0	5	3	1	33.33	100.00	1	0	11.11
23 Ahlstrand Frida	6	0	6	14	5	35.71	20.00	1	2	11.11
25 Nybjörk Alva	1	1	0	0	0	0.00	0.00	0	0	0.00
28 Strandberg Gabriella	1	1	0	4	2	50.00	0.00	0	0	0.00
	50	10		67	30	44.78	30.00			

Czech Republic U19 Player	Plus/Minus			Shots				Goals		
	+	-	balance	Total	on Goal	% on Goal	Efficiency (%)	scored	Assists	in %
2 Beránková Vendula	0	2	-2	1	1	100.00	0.00	0	0	0.00
3 Jurečková Eliška	1	4	-3	5	2	40.00	50.00	1	0	33.33
4 Kolářová Markéta	1	6	-5	0	0	0.00	0.00	0	0	0.00
5 Novotná Lenka	2	4	-2	2	1	50.00	0.00	0	1	0.00
6 Svačinová Markéta	0	1	-1	0	0	0.00	0.00	0	0	0.00
7 Šnajberková Vanda	0	2	-2	3	0	0.00	0.00	0	0	0.00
9 Faltusová Lenka	0	3	-3	4	0	0.00	0.00	0	0	0.00
11 Cholinská Lucie	0	0	0	0	0	0.00	0.00	0	0	0.00
12 Pekárková Nikol	0	1	-1	2	0	0.00	0.00	0	0	0.00
13 Peštová Tereza	2	6	-4	2	1	50.00	100.00	1	0	33.33
14 Planková Eliška	0	3	-3	1	1	100.00	0.00	0	0	0.00
15 Pluhařová Tereza	0	0	0	1	0	0.00	0.00	0	0	0.00
16 Šebestová Petra	0	2	-2	2	2	100.00	0.00	0	0	0.00
17 Škopková Nela	2	7	-5	4	3	75.00	0.00	0	1	0.00
18 Tůmová Dominika	0	1	-1	0	0	0.00	0.00	0	1	0.00
19 Vrlíková Markéta	2	6	-4	2	1	50.00	0.00	0	0	0.00
20 Husková Barbora	0	0	0	0	0	0.00	0.00	0	0	0.00
21 Jiráková Nela	0	1	-1	10	3	30.00	33.33	1	0	33.33
	10	49		39	15	38.46	20.00			




swiss  
unihockey



# U19

## Game Statistics

November 6, 2016 / 14:00

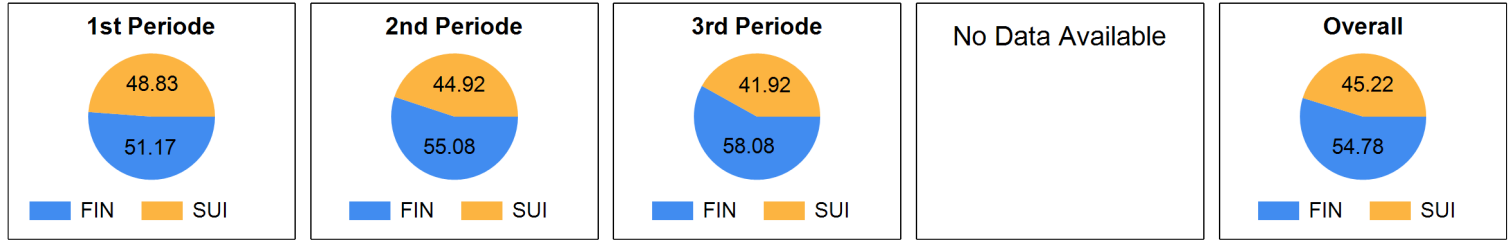


VS





## Possession



Switzerland U19



4

1st	1
2nd	2
3rd	1
ET	0

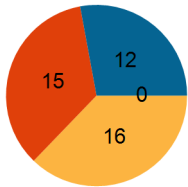
8

1st	1
2nd	2
3rd	5
ET	0

Finland U19



## Shots statistics



bar blocked missed on goal

	1st	2nd	3rd	ET	Total
bar	0	0	0	0	0
blocked	5	8	3	0	16
missed	7	4	4	0	15
on goal	5	4	3	0	12
	17	16	10	0	43

Precision (%)	29.41	25.00	30.00	27.91
Efficiency (%)	20.00	50.00	33.33	33.33

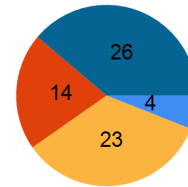
## Goalkeeper statistic

	77 Livia Werz	
	Shots	Saves
1st	10	9
	90.00%	
2nd	10	8
	80.00%	
3rd	6	1
	16.67%	
ET	0	0
	n. def.	
Total	26	18
	69.23%	

## Penaltytime statistics

	1st	2nd	3rd	Total	Goals
Power play	02:00	00:00	00:46	02:46	1
Box Play	02:00	00:00	02:00	04:00	0

## Shots statistics



bar blocked missed on goal

	1st	2nd	3rd	ET	Total
bar	1	0	3	0	4
blocked	7	10	6	0	23
missed	7	5	2	0	14
on goal	10	10	6	0	26
	25	25	17	0	67

Precision (%)	40.00	40.00	35.29	38.81
Efficiency (%)	10.00	20.00	83.33	30.77

## Goalkeeper statistic

	1 Ira Moilanen	
	Shots	Saves
1st	5	4
	80.00%	
2nd	4	2
	50.00%	
3rd	2	1
	50.00%	
ET	0	0
	n. def.	
Total	11	7
	63.64%	

## Penaltytime statistics

	1st	2nd	3rd	Total	Goals
Power play	02:00	00:00	02:00	04:00	0
Box Play	02:00	00:00	00:46	02:46	0



## Game history

## 1st Periode

Time	Result	Team	Special Situation	#	Player	#	Assist	Speed
05:22		Switzerland U19	2' Incorrect pushing	19	Andrea Wildermuth			
13:05		Finland U19	2' Obstruction	18	Annina Levälampi			
15:34	1-0	Switzerland U19		19	Andrea Wildermuth	4	Lara Wüthrich	0.00
16:52	1-1	Finland U19		8	Salla Ranta	4	Fanny Holmberg	0.00

## 2nd Periode

Time	Result	Team	Special Situation	#	Player	#	Assist	Speed
23:37	2-1	Switzerland U19		16	Karin Wenger	22	Nicole Capatt	0.00
25:36	3-1	Switzerland U19		19	Andrea Wildermuth	4	Lara Wüthrich	0.00
27:01	3-2	Finland U19		18	Annina Levälampi	8	Salla Ranta	0.00
30:11		Switzerland U19	Time Out					
30:35	3-3	Finland U19		9	Daniela Markelin	7	Jenna Saario	0.00

## 3rd Periode

Time	Result	Team	Special Situation	#	Player	#	Assist	Speed
41:10	3-4	Finland U19	Penalty Shot	17	Taru Nordman			0.00
41:31	3-5	Finland U19		9	Daniela Markelin	21	Elina Vanhanen	0.00
41:58	3-6	Finland U19		20	Emmiina Hapuoja	17	Taru Nordman	0.00
45:08	3-7	Finland U19		11	Tuulia Aho	23	Jenna Ruokostenpohja	0.00
46:08		Switzerland U19	2' Tackle/Tripping	11	Selma Bergmann			
58:03	3-8	Finland U19		9	Daniela Markelin	21	Elina Vanhanen	0.00
58:36		Finland U19	2' Blocking of stick	18	Annina Levälampi			
59:22	4-8	Switzerland U19	PowerPlay	17	Luana Rensch	22	Nicole Capatt	0.00



Switzerland U19			Plus/Minus				Shots				Goals		
Player	+	-	balance	Total	on Goal	% on Goal	Efficiency (%)	scored	Assists	in %			
3 Cotti Luisa	2	4	-2	3	0	0.00	0.00	0	0	0.00			
4 Wüthrich Lara	2	2	0	1	1	100.00	0.00	0	2	0.00			
6 Frei Deborah	2	1	1	8	4	50.00	0.00	0	0	0.00			
8 Lauener Tina	0	1	-1	2	1	50.00	0.00	0	0	0.00			
11 Bergmann Selma	1	5	-4	3	0	0.00	0.00	0	0	0.00			
13 Bichsel Ronja	0	1	-1	1	0	0.00	0.00	0	0	0.00			
14 Eggel Sandrine	1	4	-3	3	1	33.33	0.00	0	0	0.00			
15 Siegenthaler Ariane	0	1	-1	1	0	0.00	0.00	0	0	0.00			
16 Wenger Karin	1	4	-3	6	1	16.67	100.00	1	0	25.00			
17 Rensch Luana	3	2	1	3	2	66.67	50.00	1	0	25.00			
19 Wildermuth Andrea	3	2	1	5	2	40.00	100.00	2	0	50.00			
22 Capatt Nicole	2	5	-3	4	0	0.00	0.00	0	2	0.00			
23 Thomi Janine	0	0	0	0	0	0.00	0.00	0	0	0.00			
24 Meyer Annique	0	1	-1	1	0	0.00	0.00	0	0	0.00			
25 Beck Anina	0	0	0	0	0	0.00	0.00	0	0	0.00			
26 Walser Noemi	0	0	0	0	0	0.00	0.00	0	0	0.00			
27 Rieder Rahel	3	2	1	2	0	0.00	0.00	0	0	0.00			
32 Kessler Luzia	0	1	-1	0	0	0.00	0.00	0	0	0.00			
	20	36		43	12	27.91	33.33						

Finland U19			Plus/Minus				Shots				Goals		
Player	+	-	balance	Total	on Goal	% on Goal	Efficiency (%)	scored	Assists	in %			
4 Holmberg Fanny	3	2	1	6	1	16.67	0.00	0	1	0.00			
6 Westerlund Daniela	3	2	1	2	1	50.00	0.00	0	0	0.00			
7 Saario Jenna	2	2	0	7	4	57.14	0.00	0	1	0.00			
8 Ranta Salla	3	2	1	4	2	50.00	50.00	1	1	12.50			
9 Markelin Daniela	3	1	2	7	4	57.14	75.00	3	0	37.50			
10 Lindström Matilda	1	0	1	5	3	60.00	0.00	0	0	0.00			
11 Aho Tuulia	1	0	1	8	3	37.50	33.33	1	0	12.50			
15 Räsänen Roosa	1	0	1	2	0	0.00	0.00	0	0	0.00			
16 Sällström Trine	2	2	0	2	1	50.00	0.00	0	0	0.00			
17 Nordman Taru	1	0	1	2	1	50.00	100.00	1	1	12.50			
18 Levälampi Annina	4	3	1	2	1	50.00	100.00	1	0	12.50			
20 Hapuoja Emmiina	4	2	2	5	1	20.00	100.00	1	0	12.50			
21 Vanhanen Elina	3	2	1	5	2	40.00	0.00	0	2	0.00			
23 Ruokostenpohja Jenna	1	0	1	3	0	0.00	0.00	0	1	0.00			
24 Saarikoski Milja-Maria	1	0	1	0	0	0.00	0.00	0	0	0.00			
25 Virkkunen Jonna	0	0	0	2	0	0.00	0.00	0	0	0.00			
27 Latvala Iina	3	2	1	5	2	40.00	0.00	0	0	0.00			
	36	20		67	26	38.81	30.77						